



*A Better Place for All*

Main Street  
Creighton, 3263

P.O Box 62

Creighton 3263

Phone: +27 39 833 1038

Fax: +27 39 833 1179

Email: [mailbox@ndz.gov.za](mailto:mailbox@ndz.gov.za)

[www.ndz.gov.za](http://www.ndz.gov.za)

# **FINANCE COMMITTEE MEETING**

## **AGENDA**

**FOR THE MEETING TO BE HELD ON**

**WEDNESDAY, 14<sup>TH</sup> OCTOBER 2020**

**AT 10 : 00 A.M.**

**THROUGH ZOOM MEETING**

# FINANCE COMMITTEE MEETING

## NOTICE OF A FINANCE COMMITTEE MEETING

Dear Members

### MEETING OF A FINANCE COMMITTEE

Notice is hereby given in terms of the Municipal Finance Management Act, No 56 of 2003, that a Finance Committee Meeting of the **Dr. Nkosazana Dlamini- Zuma Local Municipality will be held through Zoom Meeting, on Wednesday 14<sup>th</sup> October 2020 at 10:00 a.m.** for the purpose of considering the items as contained in the attached agenda.

Yours faithfully



---

**CLLR. P.N. MNCWABE**  
**CHAIRPERSON/MAYOR**

# **INDEX**

<b>01.</b>	<b>OPENING &amp; WELCOME</b>	
<b>02.</b>	<b>NOTICE OF THE MEETING</b>	
<b>03.</b>	<b>APPLICATION FOR LEAVE OF ABSCENCE</b>	
<b>04.</b>	<b>ACCEPTANCE OF THE AGENDA</b>	
<b>05.</b>	<b>DECLARATION OF INTEREST</b>	
<b>06.</b>	<b><u>ANNOUNCEMENTS</u></b>	
<b>07.</b>	<b>PRESENTATIONS</b>	
<b>08.</b>	<b><u>CONFIRMATION OF MINUTES FROM PREVIOUS MEETING</u></b>	
	<b>08.01. Minutes of a Finance Committee Meeting that was held on the 23rd September 2020</b>	
<b>09.</b>	<b><u>REPORTS FOR NOTING AND CONSIDERATION</u></b>	
	<b>09.01. Report on Section 71 of the MFMA: September 2020</b>	<b>1</b>
	<b>09.02. Report on Expenditure Management: September 2020</b>	<b>68</b>
	<b>09.03. Report on Expenditure Management: Quarterly Report 2020</b>	<b>75</b>
	<b>09.04. Report on Debtors and Revenue Management: September 2020</b>	<b>98</b>
	<b>09.05. Report on Supply Chain Management: September 2020</b>	<b>121</b>
	<b>09.06. Report on Supply Chain Management: Quarterly Report</b>	<b>142</b>
	<b>09.07. Report on Contract Management</b>	<b>159</b>
	<b>09.08. Report on Fleet Management: September 2020</b>	<b>160</b>
<b>10.</b>	<b>URGENT REPORTS</b>	
<b>11.</b>	<b>CLOSURE</b>	

**MINUTES OF DR NDZ FINANCE COMMITTEE MEETING HELD ON THE 23<sup>rd</sup> SEPTEMBER 2020 AT BULWER COMMUNITY SERVICES CENTRE AT 09:00 A.M:**

---

<b>Present:</b>	<b>Cllrs</b>	<b>K.A. HADEBE</b>	<b>- Acting Chairperson</b>
		<b>N.C. Mbanjwa</b>	<b>- Committee Member</b>
		<b>B.K. Zondi</b>	<b>- Committee Member</b>
		<b>T. Ndlovu</b>	<b>- Committee Member</b>
	<b>Merrs</b>	<b>Mr. P Mtungwa</b>	<b>- Deputy CFO</b>
		<b>Mr. J. Sondezi</b>	<b>- Corporate Support Services Manager</b>
		<b>Mr. S.V. Mngadi</b>	<b>- PWBS Manager</b>
		<b>Mr. S.S. Zondi</b>	<b>- Committee Officer</b>
	<b>Mesdames</b>	<b>Ms. Z. Mlata</b>	<b>- Community Services Manager</b>
<b>LEAVE OF ABSENCE:</b>	<b>Cllr. P.N. Mncwabe</b>		<b>- Mayor/ Chairperson</b>
	<b>Mr. J. Mazibuko</b>		<b>- DTPS Manager</b>
	<b>Mr. KMB Mzimela</b>		<b>- CFO</b>

<b>ITEMS</b>	<b>MINUTES</b>	<b>ACTION &amp; TIMEFRAME</b>
<b>01.</b>	<b><u>OPENING: MOMENT OF REFLECTION:</u></b> Mr. J. Sondezi opened the meeting with a prayer. Mr. P. Mtungwa warmly welcomed all members present.	
<b>02.</b>	<b><u>APPLICATION FOR LEAVE OF ABSENCE:</u></b> Cllr. P. N. Mncwabe - Sick leave Mr. KMB Mzimela - Attended another commitment at the Court  Mr. J. Mazibuko - Attended MPT Meeting Mr. Mngadi - To join the meeting late Ms. Mlata - Late arrival due to miscommunication Regarding the venue of the meeting Mr. P. Mtungwa requested the Committee Members to elect an Acting Chairperson for this meeting since the Mayor/Chairperson is on sick leave.	

03	<p>Cllr. B.K. Zondi proposed the name of Cllr. K.A. Hadebe and Cllr. N.C. Mbanjwa seconded her.</p> <p>Cllr. K.A. Hadebe accepted the nomination and further welcomed all members present. She then stated that she notes with concern the poor attendance by management in the Finance Committee Meetings. She requested that Management should also make the Finance Committee Meetings a priority.</p> <p><b><u>NOTICE OF THE MEETING</u></b></p> <p>The Corporate Support Services Manager read the Notice of the meeting. The venue was amended to Bulwer CSC.</p>	
04.	<p><b><u>ACCEPTANCE OF THE AGENDA</u></b></p> <p>The Agenda was adopted.</p> <p>Proposed by Cllr. B.K. Zondi                      Seconded by Cllr. N.C. Mbanjwa</p>	
05.	<p><b><u>DECLARATION OF INTEREST:</u></b></p> <ul style="list-style-type: none"> <li>• None.</li> </ul>	
06.	<p><b><u>OFFICIAL ANNOUNCEMENTS:</u></b></p> <ul style="list-style-type: none"> <li>• Mr. J. Sondezi announced that the Municipality has received Job Evaluation results and they will now be sent to relevant structures.</li> <li>• Ms. Z. Mlata announced that Youth Camp will be held at Hella Hella from the 29<sup>th</sup> to the 30<sup>th</sup> of September 2020.</li> <li>• She also announced that the NEMISA Project has resumed.</li> <li>• Mr. P. Mtungwa announced that a Budget Steering Committee meeting will be held on Friday, 25<sup>th</sup> September 2020 and a Council meeting will be held on Tuesday, 29<sup>th</sup> September 2020.</li> </ul>	
07.	<p><b><u>PRESENTATIONS:</u></b></p> <ul style="list-style-type: none"> <li>• None.</li> </ul>	
08.	<p><b><u>CONFIRMATION OF MINUTES OF THE PREVIOUS MEETINGS:</u></b></p> <p><b>08.01. Minutes of the meeting that was held on the 08<sup>th</sup> September 2020.</b></p> <ul style="list-style-type: none"> <li>• The minutes were adopted.</li> </ul> <p>Proposed by: Cllr. T. Ndlovu                      Seconded by: Cllr. B.K. Zondi</p>	

09.

**REPORTS FOR CONSIDERATION:**

09.01.

**REPORT ON SECTION 71 OF MFMA FOR AUGUST 2020:**

The Deputy CFO gave a report on the abovementioned item. He informed the committee that the purpose of the report is to comply with Section 71 of the Municipal Finance Management Act (MFMA) and the requirements as promulgated in the Gazette No 32141 of 17 April 2009. A detailed report was attached to the agenda for more information.

**Summary of financial performance for the period:**

Actual Revenue to Budgeted Revenue (Billed)	34%
Actual Opex to Budgeted Opex	8%
Actual Capex to Budgeted Capex	1%
Employee related cost	12%
Councillors Remuneration	16%
Conditional Grants Expenditure	7%
Cash Coverage Ratio	11:1
Creditors Age Analysis	100% creditors paid
Debt Collection rate	44.62%

**Balances for the period ending on the 31<sup>st</sup> August 2020:**

1. Surplus: R52 745 192.27
2. Cash & Cash equivalent: R177 707 920.33
3. Capital Expenditure: R 4 041 809.04
4. Trade & Other receivables: R 71 051 965.59
5. Trade & Other Payables: R 450 128.19
6. Conditional Grants: R 5 002 097.31

Cllr. N.C. Mbanjwa requested clarity as to the reasons led to the Grants being withdrawn from the municipality.

The Deputy CFO explained that government at national level saw a need for municipalities to reprioritize projects in order to accommodate resources to deal with Covid 19 damages; but the municipality benefited because it only lost R2 million and gained R25 million. The MANCO has proposed that a recovery plan needs to be developed in order to address the Covid 19 damages.

Cllr. N.C. Mbanjwa enquired if there were projects that were affected due to Covid 19 since the municipality has a ratio of 11:0 months of survival even if it does not receive any grants.

The Deputy CFO explained that it is a good reflection that the municipality can survive for these months because it shows that

	<p>the municipality is safe. The Ratio do not mean that the municipality has a problem with service delivery.</p> <p><b>RECOMMENDATIONS:</b></p> <p>1. That the committee notes the report.</p> <p><b>Proposed by: Cllr. B.K. Zondi                      Seconded by: Cllr. T. Ndlovu</b></p>	
<p><b>09.02.</b></p>	<p><b><u>EXPENDITURE MANAGEMENT REPORT</u></b></p> <p>The Deputy CFO gave a presentation on the abovementioned item. He stated that the purpose of the report is to report to the committee on the payments made during the month of August 2020.</p> <p>The accounting officer of a municipality is responsible for the management of the expenditure of the municipality. The accounting officer must take all reasonable steps to ensure that the municipality has and maintains an effective system of expenditure control, including procedures for approval, authorization, withdrawal and payments of funds.</p> <p>Cllr. K.A. Hadebe requested clarity regarding orders 11268, 11269 and 11270 for licensing of vehicles by R26 000 each; clarity as to what type of vehicles that were licensed by that amount. The Deputy CFO explained that the sizes of vehicle are considered when it comes to licensing charges. The vehicles were the grader and the trucks.</p> <p>Cllr. K.A. Hadebe stated that as Councillors they understand the issue of traffic fines and that the municipality cannot do much about them, but they are unhappy. The Deputy CFO stated that it is a challenge all over the country, but the municipality is trying to address it. He also mentioned that the Covid 19 also had negative impact on collection of traffic fines.</p> <p>The Community Services Manager added that the municipality tried to develop a strategy to improve traffic fines collection by procuring a trailer, but the challenge was that many traffic officers resigned; but currently the process to appoint new officers has been completed and there will be improvement since the use of a trailer will resume.</p> <p>Cllr. N.C. Mbanjwa requested that the municipality proceeds with providing FBE to communities because people did not get a chance to renew their requests as a result of Covid 19.</p> <p>Cllr. B.K. Zondi requested clarity regarding the contract of Indwe, if it is still ongoing and clarity as to what it covers. The Deputy</p>	

	<p>CFO explained that the insurance contract is no longer existing, but currently there is a once-off payment that is paid to Indwe at the beginning of every financial year to cover Councillors' life and property. The property is only covered if damages are as a result of a councillor's position.</p> <p>Cllr. B.K. Zondi requested that the municipality should come up with a plan for Disaster Assistance, to monitor and ensure that the provided material is correct and it corresponds to the written information. She then appreciated that Bhidla Housing project is proceeding, and requested clarity why other housing projects at other wards are not.</p> <p>The Community Services Manager stated that the department was not aware that there are problems regarding material for disaster support but a plan to tighten the monitoring will be devised.</p> <p>The PWBS Manager apologized for late arrival which was due to urgent matter (he arrived at 10: 45 a.m.) He then explained that the housing projects were affected by lock-down; hence the cement was in short supply. Since the country is now on level one there will be improvement, but not at high speed due to the backlog in cement. He then promised that he would conduct a follow-up as to how a catch-up programme will be developed to address the delays.</p> <p>Cllr. K.A. Hadebe emphasized that a revised programme be developed and the matter be fast tracked.</p> <p><b>RECOMMENDATIONS:</b></p> <ul style="list-style-type: none"><li>• That the committee notes the report</li></ul> <p><b>Proposed by Cllr. T. Ndlovu</b>                      <b>Seconded by Cllr. B.K. Zondi</b></p>	
<p><b>09.03.</b></p>	<p><b><u>DEBTORS AND REVENUE MANAGEMENT REPORT:</u></b></p> <p>The Deputy CFO gave a report on the abovementioned item. He informed the committee that the purpose of the report is to provide information to the committee on the Debtor's Management.</p> <p>The Dr. Nkosazana Dlamini Zuma Municipality council must ensure all the money which is due and payable to council is collected and for this purpose has adopted the credit control policy and debt collected policy consistent with its tariffs and complying with the provisions of the relevant legislation. The interest is added to all outstanding debtors. The Municipality has budgeted for the provision of bad debt.</p>	



	<p><b>Attached to the report were the following annexures:</b></p> <ol style="list-style-type: none"> <li>1. Age analysis</li> <li>2. Debt Collection report</li> <li>3. Traffic Fines</li> <li>4. Pound report</li> <li>5. Data cleansing report</li> <li>6. Revenue Enhancement Strategy</li> </ol> <p><b>RECOMMENDATIONS:</b></p> <ul style="list-style-type: none"> <li>• That the committee notes the report</li> </ul> <p><b>Proposed by Cllr. N.C. Mbanjwa                      Seconded by Cllr. T. Ndlovu</b></p>	
<p><b>09.04.</b></p>	<p><b><u>REPORT ON SUPPLY CHAIN MANAGEMENT UNIT FOR AUGUST 2020:</u></b></p> <p>The Deputy CFO gave a report on the abovementioned item. He informed the committee that the purpose of the report is to present the implementation of the Supply Chain Management Policy on the purchases made by the municipality for the month of August 2020.</p> <p><b>ANNEXURES:</b></p> <ol style="list-style-type: none"> <li>1. Annexure "A"- Quotation orders below R200 000,00</li> <li>2. Annexure "B" -Deviation and Irregular Expenditure</li> <li>3. Annexure "C" – Funeral</li> <li>4. Annexure "D" – Awards more than R200 000,00</li> <li>5. Annexure "E" -Fuel orders</li> <li>6. % Statistics on SCM orders</li> <li>7. Procurement Plan Implementation</li> </ol> <p>Cllr. K.A. Hadebe appreciated the statistics report that local businesses and youth are benefiting; she encouraged that they should proceed to benefit.</p> <p><b>RECOMMENDATIONS:</b></p> <ul style="list-style-type: none"> <li>• That the committee notes the report.</li> </ul> <p><b>Proposed by Cllr. N.C. Mbanjwa                      Seconded by Cllr. T. Ndlovu</b></p>	
<p><b>09.05.</b></p>	<p><b><u>CONTRACTS REPORT FOR CONTRACT MANAGEMENT UNIT:</u></b></p> <p>The Deputy CFO gave a presentation on the abovementioned item. A detailed report on Contracts Management was attached to the agenda for more information.</p> <p>Cllr. K.A. Hadebe raised a concern regarding the amount paid for laptops. She stated that even at Exco the matter was raised and it was proposed that there should be a standard specification for</p>	

	<p>everyone.</p> <p>The Deputy CFO stated that there is a standard specification in place and it is being followed. The Corporate Services Manager added that office packages that allow employees to perform their duties are expensive which leads to the price to be higher. The specification issue has been discussed at MANCO and it will be addressed.</p> <p>Cllr. K.A. Hadebe requested clarity if there are still payments to be made to Rural Metro. She also requested clarity regarding Powervision's contract. The Deputy CFO stated that it was an outstanding invoice that was paid to Rural Metro in August. The Corporate Services Manager explained that Powervision's contract expired but they continue to provide security officer service until a new service provider is appointed.</p> <p><b>RECOMMENDATIONS:</b></p> <ul style="list-style-type: none"> <li>• That the committee notes the report.</li> </ul> <p><b>Proposed by Cllr. N.C. Mbanjwa                      Seconded by Cllr. T. Ndlovu</b></p>	
<p><b>09.06.</b></p>	<p><b><u>REPORT ON FLEET MANAGEMENT FOR AUGUST 2020:</u></b></p> <p>The Deputy CFO gave a presentation on the abovementioned item. He Stated that the purpose of the report is to inform the committee about fleet management of the municipality. A detailed report was attached to the Agenda.</p> <p><b>ANNEXURES:</b></p> <ol style="list-style-type: none"> <li>1. Tyres information</li> <li>2. Repairs information</li> <li>3. Accidents information</li> <li>4. Vehicles to be disposed</li> <li>5. Cost Analysis</li> </ol> <p><b>RISKS:</b></p> <ol style="list-style-type: none"> <li>1. Vehicle Abuse</li> <li>2. Accidents</li> <li>3. Car Theft</li> </ol> <p><b>RECOMMENDATIONS</b></p> <ol style="list-style-type: none"> <li>1. That the committee notes the report</li> </ol> <p><b>Proposed Cllr. N.C. Mbanjwa                      Seconded by: Cllr. T. Ndlovu</b></p>	
<p><b>10.</b></p>	<p><b>CLOSURE:</b></p> <p>The Acting Chairperson thanked all members and officials for their</p>	

	contribution to the meeting. The meeting was closed at 11.45 a.m.	
--	---	--

The meeting was closed at 11:45 a.m.

-----  
**CLLR. K.A. HADEBE**  
**ACTING CHAIRPERSON**

-----  
**DATE**

REPORT TO THE DR NKOSAZANA DLAMINI ZUMA MUNICIPAL  
COUNCIL



---

Author : Chief Financial Officer

1<sup>st</sup> Level – Finance Portfolio Committee

2<sup>nd</sup> Level – Executive Committee

3<sup>rd</sup> Level – Municipal Council

---

**SUBJECT: PRELIMINARY MONTHLY IN YEAR MONITORING FINANCIAL REPORT FOR THE MONTH AND QUARTER ENDED 30 SEPTEMBER 2020**

---

### 1. PURPOSE

The purpose of this report is to comply with section 71 and Section 52d of the Municipal Finance Management Act (MFMA) and the requirements as promulgated in the Government Gazette No 32141 of 17 April 2009.

### 2. STRATEGIC OBJECTIVE

To ensure good governance, financial viability and optimal institutional transformation with capacity to execute its mandate.”

### 3. BACKGROUND

Section 52 (d) and 71 of the MFMA and in terms of Section 28 of the Government Notice 32141 dated 17 April 2009, regarding the “Local Government: Municipal Finance Management Act 56 of 2003, Municipal Budget and Reporting Regulations” necessitates that specific financial particulars be reported on and in the format prescribed, hence this report to meet legislative compliance.

“The Mayor of a municipality-

Section 52(d) must, **within 30 days of the end of each quarter**, submit a report to council on the implementation of the budget and the financial state of the municipality;”

Section 71(1) The accounting officer of a municipality must by no later than **10 working days after the end of each month** submit to the mayor of the municipality and the relevant treasury a statement in the prescribed format on the state of the municipality’s budget reflecting the following particulars for the month and for the financial year up to the end of that month: ...”.

"Section 28 of government notice: The monthly budget statement of a municipality must be in the format specified in Schedule C and include all the required tables, charts and explanatory information, taking into account any guidelines issued by the Minister in terms of section 168(1) of the Act."

For the reporting period ending 30 September 2020 the ten working day reporting limit expired on **14 October 2020**.

Further, Section 31(1) of the Government Gazette No 32141 of 17 April 2009 prescribes the following:

"31. (1) The mayor's quarterly report on the implementation of the budget and financial state of affairs of the municipality as required by section 52(d) of the Act must be –

- (a) in the format specified in Schedule C and include all the required tables, charts and explanatory
- (b) information, taking into account any guidelines issued by the Minister in terms of section 168(1) of the Act; and
- (c) consistent with the monthly budget statement for September, December, March and June as applicable; and
- (d) Submitted to the National Treasury and the relevant Provincial Treasury within five days of tabling of the report to the council."

#### 4. RECOMMENDATIONS

- (1) That, in compliance with, Section 52(d) and Section 71 of the MFMA and in terms of Government Notice 32141 dated 17 April 2009, regarding the "Local Government: Municipal Finance Management Act 2003 Municipal Budget and Reporting Regulations" the preliminary financial results regarding the operating and capital budgets for the first quarter of the 2020/21 financial year, and supporting documents as required by National Treasury (Schedule C) be submitted to Full Council Committee.
- (2) In order to comply with Section 31(1) of the Government Gazette No 32141 of 17 April 2009 this report be submitted to the National Treasury and the relevant Provincial Treasury within five days of tabling the report in the municipal Council, in both hard document and in electronic format.
- (3) **That the Committee approves the following:**
  - 3.1 Surplus for the period ending 30 September 2020 is R 41 734 000
  - 3.2 Cash & Cash Equivalent for the period ending 30 September 2020 is R168 259 927.28
  - 3.3 Capital Expenditure for the period ending 30 September 2020 is R 6,861,527.62
  - 3.4 Trade Receivables for the period ending 30 September 2020 is R 66 274 889.28
  - 3.5 Trade and other payables for the period ending 30 September 2020 is R 263 382.08
  - 3.6 Conditional Grants for the period ending 30 September 2020 is R 8 158 580.40

#### 4. FINANCIAL RATIOS

Summary of financial performance	Actual year to date (YTD)
Actual Revenue to Budgeted Revenue	34%
Actual Opex to Budgeted Opex	16%
Actual Capex to Budgeted Capex	6%
Employee related cost	19%
Councillors Remuneration	24%
Conditional Grants Expenditure	12%
Cash Coverage ratio	6%
Creditors Age Analysis	100% creditors paid
Debt Collection rate	112.06 %

#### 5. EXECUTIVE SUMMARY

##### 5.1. Operating Budget

##### Summary financial performance report for the period ending 30 September 2020

The SFP shown in Annexure A, Table C4, is prepared on a similar basis to the prescribed budget format, detailing revenue by source type and expenditure by input type. The summary report indicates the following:

## TABLE C4: FINANCIAL PERFORMANCE

## TABLE 1

KZN436 Dr Nkosazana Dlamini Zuma - Table C4 Monthly Budget Statement - Financial Performance (revenue and expenditure) - M03 September

Description	Ref	2019/20	Budget Year 2020/21							
		Audited Outcome	Original Budget	Adjusted Budget	Monthly actual	YearTD actual	YearTD budget	YTD variance	YTD variance %	Full Year Forecast
<b>R thousands</b>										
<b>Revenue By Source</b>										
Property rates		33,027	34,425	28,649	2,978	8,958	7,162	1,796	25%	28,649
Service charges - electricity revenue		-	-	-	-	-	-	-	-	-
Service charges - water revenue		-	-	-	-	-	-	-	-	-
Service charges - sanitation revenue		-	-	-	-	-	-	-	-	-
Service charges - refuse revenue		3,423	3,608	3,608	300	901	902	(1)	0%	3,608
Service charges - other		-	-	-	-	-	-	-	-	-
Rental of facilities and equipment		836	831	831	72	214	208	6	3%	831
Interest earned - external investments		8,172	8,090	8,090	637	1,439	2,022	(583)	-29%	8,090
Interest earned - outstanding debtors		3,132	2,294	2,294	(3)	852	573	278	49%	2,294
Dividends received		-	-	-	-	-	-	-	-	-
Fines, penalties and forfeits		2,552	726	726	20	160	182	(21)	-12%	726
Licences and permits		493	753	753	38	137	188	(51)	-27%	753
Agency services		-	32	32	-	-	8	(8)	-100%	32
Transfers and subsidies		135,794	143,638	168,273	134	61,177	42,068	19,109	45%	168,273
Other revenue		376	1,004	1,004	28	37	251	(214)	-85%	1,004
Gains on disposal of PPE		6,902	8,581	200	-	-	350	(350)	-100%	1,400
<b>Total Revenue (excluding capital transfers and contributions)</b>		<b>194,708</b>	<b>203,982</b>	<b>214,459</b>	<b>4,205</b>	<b>73,875</b>	<b>53,915</b>	<b>19,960</b>	<b>37%</b>	<b>215,659</b>
<b>Expenditure By Type</b>										
Employee related costs		58,107	70,219	70,219	4,928	14,281	17,555	(3,274)	-19%	70,219
Remuneration of councillors		11,598	11,901	11,901	966	2,899	2,975	(76)	-3%	11,901
Debt impairment		10,723	11,060	11,060	-	-	2,765	(2,765)	-100%	11,060
Depreciation & asset impairment		27,433	41,625	41,625	6,641	6,641	10,406	(3,765)	-36%	41,625
Finance charges		177	291	291	85	99	73	26	36%	291
Bulk purchases		-	-	-	-	-	-	-	-	-
Other materials		1,963	3,998	3,698	156	410	925	(515)	-56%	3,698
Contracted services		32,017	33,860	38,153	1,685	3,615	9,538	(5,923)	-62%	38,153
Transfers and subsidies		1,496	1,990	1,990	96	283	498	(214)	-43%	1,990
Other expenditure		24,808	28,331	28,602	1,660	4,914	7,148	(2,234)	-31%	28,602
Loss on disposal of PPE		-	-	-	-	-	-	-	-	-
<b>Total Expenditure</b>		<b>168,322</b>	<b>203,276</b>	<b>207,541</b>	<b>16,218</b>	<b>33,142</b>	<b>51,882</b>	<b>(18,740)</b>	<b>-36%</b>	<b>207,541</b>
<b>Surplus/(Deficit)</b>										
Households and communities - capital (financially unproductive)		26,386	706	6,918	(12,013)	40,733	2,033	38,700	0	8,118
(National / Provincial and District)		31,240	26,989	26,989	991	991	6,747	(5,756)	(0)	26,989
Households and communities - capital (financially unproductive)		-	-	-	-	-	-	-	-	-
(National / Provincial Departmental Agencies, Households, Non-profit Institutions, Private Enterprises, Public Corporation, Higher Educational Institutions)		-	-	-	-	-	-	-	-	-
Transfers and subsidies - capital (in-kind - all)		-	-	-	-	-	-	-	-	-
<b>Surplus/(Deficit) after capital transfers &amp; contributions</b>		<b>57,626</b>	<b>27,695</b>	<b>33,907</b>	<b>(11,022)</b>	<b>41,724</b>	<b>8,780</b>			<b>35,107</b>
Taxation		-	-	-	-	-	-	-	-	-
<b>Surplus/(Deficit) after taxation</b>		<b>57,626</b>	<b>27,695</b>	<b>33,907</b>	<b>(11,022)</b>	<b>41,724</b>	<b>8,780</b>			<b>35,107</b>
Attributable to minorities		-	-	-	-	-	-	-	-	-
<b>Surplus/(Deficit) attributable to municipality</b>		<b>57,626</b>	<b>27,695</b>	<b>33,907</b>	<b>(11,022)</b>	<b>41,724</b>	<b>8,780</b>			<b>35,107</b>
Share of surplus/ (deficit) of associate		-	-	-	-	-	-	-	-	-
<b>Surplus/ (Deficit) for the year</b>		<b>57,626</b>	<b>27,695</b>	<b>33,907</b>	<b>(11,022)</b>	<b>41,724</b>	<b>8,780</b>			<b>35,107</b>

The revenue raised as at 30 September 2020 is R 73 875 000 inclusive of operational transfers and subsidies against YTD budget of R 53 915 000. This reflects a revenue rate against the period budget of 37% and that is reflecting a good performance against period target.

The operating expenditure as at 30 September 2020 is R 33 142 000 against a YTD budget of R 51 882 000 and that is reflecting 64%. This indicate an under-spending against the period budget as it is measured against the annual budget this also reflect a spending of 64% of the total operating budget. The operating surplus for the period is R 41 734 000.

The major variances in both the operating budget activities are explained ed below.

Please note only material variances over 5 percent will be discussed.

**Operating revenue major variances were in the following areas:**

- **Property Rates:** Reflects a positive variance of 25% received after the special adjustment budget has been approved as the results 19 in property rates.
- **Interest on External Investments:** reflects negative variance of 29% from the budget revenue. The variance is the results of timing of investment recognition. The bank statements are received on the 1<sup>st</sup> of each month and the interest is then captured on the financial system.
- **Interest earned on outstanding debtors:** they reflect positive variance of 49%
- **Fines, Penalties, Forfeits:** they reflect negative variance of 12% at the end of this month, the unfavourable variance in this line item is a result of more fines issued than anticipated
- **Licenses and Permits:** they reflect negative variance of 27% as a result of backlog coursed by covid-19
- **Transfers and Subsidies:** reflects a positive variance of 45% at the end of the month
- **Other Revenue:** they reflect negative variance of 85% unpack.
- **Gains and disposal on PPE:** they reflect negative variance of 100% which the results that no auction has taken place as we are still at the beginning of the financial year

**Operating expenditure variance were in the following areas.**

- **Employee related cost:** shows a negative variance or savings of 19%. the variance is a result of the timing of filing of vacant positions, as well as the non- finalisation of the higher grading of the municipality.
- The human resource department have recently made appointment of Managers across business units and as well as junior post who amongst others are expected to start on October.
- During the first quarter we have 4 promotions, 4 resignations which amongst include 1 contract which ended for internal Audit Manager and 14 appointments have been made.
- It should be noted that provision for leave, long service, medical aid contributions are accounted at the end of the year.



- **Debt impairment:** it shows the negative variance of 100%
- Debt impairment relates to long overdue customer accounts over 90 days. It is a non-cash item and is budgeted at a rate being the difference of the cash the municipality intends to collect and what is not collectable from customers.
- Items included in this category are bad debts written off which at the time of compiling report, there were no provisions recorded on the financial system resulting in this variance
- However, the council have to note that the above non cash provisions are required in terms of Grap which are normally calculated at the end of the financial year, as the results the variance in this line item is anticipated to be eliminated only at year end.
- **Depreciation and Impairments:** Depreciation and asset impairment reflects a negative variance of 36%
- It should be noted that there are delays in completion of the prior year projects which effect the capitalisation and subsequent depreciation of the assets.
- It is therefore the sooner the prior year projects are completed, the sooner the variance is eliminated.
- **Finance charges:** reflect positive variance of 36% at the of month, the interest will be made on the specific times during the financial year, hence the variance.
- **Other Materials:** it reflects the underspending of 56% at the end of the month.

The variance is due to minor underspending in various line items across the municipality which includes consumables.

- **Contracted Services:** reflects a negative variance of 62% at the end of the month. There are certain annual projects for which the expenditure will only be considered closer to year end. e.g. Civil.
- **Transfers and Subsidies:** reflects a negative variance of 43% at the end of the month, this is based on the number of people who collected the free basic electricity.
- The municipality can afford relate to Free Basic Electricity that is paid to Eskom on behalf of the community.
- The variance is as a result of timing of the projects, the expenditure should increase during the course of the financial year.
- **Other Expenditure:** reflects under spending of 31% at the end of the month, as the results of conditions impose by Covid 19 regulations which has negative impact on the other programmes. The timing of the projects, expenditure should increase during the course of the financial year.

## 5.2 Capital Expenditure

The Capital expenditure report shown in attached C Schedule Table C5 has been prepared on the basis of the format required to be lodged electronically with National Treasury, and is categorised by municipal vote. The summary report indicates the following:

KZN436 Dr Nkosazana Dlamini Zuma - Table C5 Monthly Budget Statement - Capital Expenditure (municipal vote, functional classification and funding) - M03 September

Vote Description	Ref	Budget Year 2020/21								
		2019/20 Audited Outcome	Original Budget	Adjusted Budget	Monthly actual	YearTD actual	YearTD budget	YTD variance	YTD variance %	Full Year Forecast
R thousands	1									
<b>Funded by:</b>										
National Government		31,938	26,989	26,989	862	862	6,747	(5,885)	-87%	26,989
Provincial Government		1,576	85	-	21	41	-	41	#DIV/0!	-
District Municipality		-	-	-	-	-	-	-	-	-
Other transfers and grants		-	-	-	-	-	-	-	-	-
Transfers recognised - capital		33,514	27,074	26,989	882	902	6,747	(5,845)	-87%	26,989
Public contributions & donations	5	-	-	-	-	-	-	-	-	-
Borrowing	6	-	-	-	-	-	-	-	-	-
Internally generated funds		44,351	74,003	92,682	5,064	5,798	23,166	(17,368)	-75%	92,682
<b>Total Capital Funding</b>		<b>77,865</b>	<b>101,077</b>	<b>119,671</b>	<b>5,967</b>	<b>6,701</b>	<b>29,913</b>	<b>(23,212)</b>	<b>-78%</b>	<b>119,671</b>

## Capital Budget Funding

### Utilisation of Grants

- The Capital grant allocation and public contribution for the financial year is R 26 989 000 consisting of: -
  - Municipal Infrastructure Grant (MIG) – R 26.9m. at the end of September, the Municipality reflected R 991 105.07 Vat inclusive.
  - The council should note the underspending of 87% in the 1<sup>st</sup> quarter for (MIG).
  - Integrated National Electrification Programme (INEP) – R 6.9m and current allocation of R 6 m which was adjusted at the end of September, the Municipality reflected R Zero spending to date on (INEP).

### Council Funding

- There is approximately 75% as at 30 September 2020 in the council/internal year to date funding, the municipality is spending approximately 25% of its overall budget.

TABLE 2

FUNDING SOURCE	Original Budget	YTD Budget	YTD Actual Expenditure	Balances	% Spent
MIG	26,989,000	26,989,000	991,105	25,997,894.94	4%
INTERNAL	92,681,887	92,681,887	6,714,771	85,967,116	7%
<b>TOTAL CAPEX</b>	<b>119,670,887</b>	<b>119,670,887</b>	<b>7,705,876</b>	<b>111,965,011</b>	<b>6%</b>
INEP	6,000,000	6,000,000		6,000,000.00	0%
BHIDLA HOUSING PROJECT	25,447,590	25,447,590	5,166,683	20,280,907	20%
<b>TOTAL INCLUDING INEP AND HOUSING</b>	<b>151,118,477</b>	<b>151,118,477</b>	<b>12,872,559</b>	<b>138,245,918</b>	<b>9%</b>

The total capital budget for 2020/2021 financial year is R 119 670 887 and that excludes INEP and Bhidla housing project budget. The MIG allocation is R 26,9 million. The cumulative capital expenditure for the period amounts to R 6 861 527.62 inclusive VAT and that is 6% to the total budget. The municipality anticipated to spend 50% of the total capital budget as at the end of 2nd quarter.

**Detailed material variances on capital expenditure is attached as an annexure in the report.**

#### **Employee related costs and councillors' remuneration**

Section 66 of the MFMA requires that the accounting officer of a municipality must report to Council in a prescribed format all expenditure incurred by the municipality on staff salaries, wages and benefits in a manner that discloses expenditure per type such as salaries, contributions for pensions etc.

As at 30 September 2020 24% of the councillor's allowances budget was spent and 19% spent against employee related costs budget. As at 30 September 2020 the total salary cost represented 20% of YTD operating expenditure for the period.

The table SC8 below for monthly budget statement Councillor and staff Benefit shows the detailed spending of staff salaries and wages and Councillors remuneration.

TABLE 3

## KZN436 Dr Nkosazana Dlamini Zuma - Supporting Table SC8 Monthly Budget Statement - councillor and staff benefits - M03 September

Summary of Employee and Councillor remuneration	Ref	2019/20	Budget Year 2020/21							
		Audited Outcome	Original Budget	Adjusted Budget	Monthly actual	YearTD actual	YearTD budget	YTD variance	YTD variance %	Full Year Forecast
R thousands		A	B	C						D
<b>Councillors (Political Office Bearers plus Other)</b>	1									
Basic Salaries and Wages		8,171	8,256	8,256	673	2,020	2,064	(44)	-2%	8,256
Pension and UIF Contributions		1,107	1,166	1,166	95	285	291	(6)	-2%	1,166
Medical Aid Contributions		-	-	-	-	-	-	-	-	-
Motor Vehicle Allowance		1,031	1,112	1,112	91	272	278	(6)	-2%	1,112
Cellphone Allowance		1,288	1,368	1,368	107	322	342	(20)	-6%	1,368
Housing Allowances		-	-	-	-	-	-	-	-	-
Other benefits and allowances		-	-	-	-	-	-	-	-	-
<b>Sub Total - Councillors</b>		11,598	11,901	11,901	966	2,899	2,975	(76)	-3%	11,901
% increase	4		2.6%	2.6%						2.6%
<b>Senior Managers of the Municipality</b>	3									
Basic Salaries and Wages		4,524	4,606	4,606	373	1,119	1,152	(33)	-3%	4,606
Pension and UIF Contributions		7	178	178	1	2	44	(43)	-96%	178
Medical Aid Contributions		58	61	61	5	15	15	(0)	-2%	61
Overtime		-	-	-	-	-	-	-	-	-
Performance Bonus		431	209	209	-	-	52	(52)	-100%	209
Motor Vehicle Allowance		330	471	471	28	83	118	(35)	-30%	471
Cellphone Allowance		-	-	-	-	-	-	-	-	-
Housing Allowances		80	84	84	7	20	21	(1)	-6%	84
Other benefits and allowances		193	224	224	3	3	56	(53)	-95%	224
Payments in lieu of leave		-	-	-	-	-	-	-	-	-
Long service awards		-	-	-	-	-	-	-	-	-
Post-retirement benefit obligations	2	-	-	-	-	-	-	-	-	-
<b>Sub Total - Senior Managers of Municipality</b>		5,623	5,834	5,834	416	1,241	1,458	(217)	-15%	5,834
% increase	4		3.7%	3.7%						3.7%
<b>Other Municipal Staff</b>										
Basic Salaries and Wages		37,381	46,577	46,577	3,381	10,062	11,644	(1,582)	-14%	46,577
Pension and UIF Contributions		5,896	7,271	7,271	545	1,608	1,818	(209)	-12%	7,271
Medical Aid Contributions		2,208	2,910	2,910	219	653	728	(75)	-10%	2,910
Overtime		1,308	2,005	2,005	175	443	501	(58)	-12%	2,005
Performance Bonus		1,053	1,271	1,271	6	6	318	(312)	-98%	1,271
Motor Vehicle Allowance		28	-	-	-	-	-	-	-	-
Cellphone Allowance		-	-	-	-	-	-	-	-	-
Housing Allowances		94	481	481	8	23	120	(98)	-81%	481
Other benefits and allowances		2,731	3,366	3,366	25	40	841	(801)	-95%	3,366
Payments in lieu of leave		-	-	-	-	-	-	-	-	-
Long service awards		445	157	157	95	95	39	55	142%	157
Post-retirement benefit obligations	2	1,340	348	348	59	109	87	22	25%	348
<b>Sub Total - Other Municipal Staff</b>		52,483	64,386	64,386	4,512	13,040	16,096	(3,057)	-19%	64,386
% increase	4		22.7%	22.7%						22.7%
<b>Total Parent Municipality</b>		69,704	82,121	82,121	5,894	17,180	20,530	(3,350)	-16%	82,121

### 5.3 Conditional Grants

As at the end of September 2020 R no allocation of conditional grants was received and the municipality had a roll-over of R 13.9 million at the beginning of the financial year, which will be included in the adjustment budget once approved at National and Provincial sphere. The municipality has spent R 8 158 580.40 as at 30 September 2020. The table below indicate the summary of spending for all conditional grants as at the end of 30 September 2020.

**Table 4**

DR NKOSAZANA DLAMINI-ZUMA LOCAL MUNICIPALITY								
GRANTS SUMMARY SEPTEMBER 2020-2021								
GRANTNAME	Vote Number	Original Budget 2020/2021	ROLL-OVER/OPENING BALANCE	TOTAL RECEIVED/ROLL OVER		TOTAL UNSPENT TO DATE	TOTAL UNSPENT VS RECEIVED/ROLLOVER ALLOCATION	TB/GL Balance
				TOTAL RECEIVED/ROLL OVER	TOTAL SPENT TO DATE			
<b>NATIONAL TREASURY GRANTS</b>								
MIG	30311071182	26,989,000.00	-	6,000,000.00	991,105.07	25,997,894.93	5,008,894.93	5,008,894.93
PMG	30311070012	2,000,000.00	-	2,000,000.00	346,231.83	1,653,768.17	1,653,768.17	1,653,768.17
EPWP	30311070282	2,513,000.00	-	629,000.00	732,724.97	1,780,275.03	103,724.97	103,724.97
ELECTRIFICATION GRANT	30311073092	6,000,000.00	-	3,930,000.00	-	6,000,000.00	3,930,000.00	3,930,000.00
<b>SUB-TOTAL</b>		<b>37,502,000.00</b>		<b>12,559,000.00</b>	<b>2,070,061.87</b>	<b>35,431,938.13</b>	<b>10,488,938.13</b>	<b>10,488,938.13</b>
<b>ICZN PROVINCIAL GRANTS</b>								
LIBRARY SERVICE OPERATIONAL GRANT	30311073102	3,803,000.00	-	-	921,835.87	2,881,164.13	921,835.87	921,835.87
LIBRARY SERVICE CAPITAL GRANT	30311073202	-	2,409,049.79	-	-	2,409,049.79	2,409,049.79	2,409,049.79
CAPACITY BUILDING	30311073112	-	500,000.00	-	-	500,000.00	500,000.00	500,000.00
<b>SUB-TOTAL</b>		<b>3,803,000.00</b>	<b>2,909,049.79</b>	<b>-</b>	<b>921,835.87</b>	<b>5,790,213.92</b>	<b>1,987,213.92</b>	<b>1,987,213.92</b>
<b>OTHER</b>								
ANTI CORRUPTION GRANT	30311073132	-	171,343.00	-	-	171,343.00	171,343.00	171,343.00
Title Deeds Restoration Grant		200,000.00	-	-	-	200,000.00	-	-
BHIDLA HOUSING PROJECT	30311072942	25,447,590.00	5,624,057.41	16,714,200.28	5,166,682.66	20,280,907.34	11,547,517.25	5,624,057.40
		<b>25,647,590.00</b>	<b>5,795,400.41</b>	<b>16,714,200.28</b>	<b>5,166,682.66</b>	<b>20,652,250.34</b>	<b>11,718,860.25</b>	<b>5,795,400.40</b>
<b>TOTAL GRANTS</b>		<b>66,952,590.00</b>	<b>8,704,450.20</b>	<b>29,273,200.28</b>	<b>8,158,580.40</b>	<b>61,874,402.39</b>	<b>24,195,012.30</b>	<b>18,271,552.45</b>
<b>SCHEDULE FOR HOUSING GRANTS</b>								
MUNICIPAL HOUSING GRANT			5,212,320.43				5,212,320.43	4,826,842.89
			5,212,320.43				5,212,320.43	4,826,842.89
<b>TOTALS FOR GRANTS</b>		<b>66,952,590.00</b>	<b>13,916,770.63</b>	<b>29,273,200.28</b>	<b>8,158,580.40</b>	<b>61,874,402.39</b>	<b>29,407,332.73</b>	<b>23,098,395.34</b>

### 5.5 Cash and cash equivalents

An amount of R 636 143.33 was received from interest on investment as at the end of September 2020. The cash bank balance as at 30 September 2020 amounted to R 1.1 million and short-term investments amounted to R 165.8 million with a total cash and cash equivalents of R 168.2 million. The cash coverage ratio as at 30 September 2020 is 6 based on average of R 16.1 million per month fixed operating expenditure. This indicates that the municipality as at 30 September 2020 had sufficient cash to operate for a period more than 3 months without receiving grants to cover operating costs. The norm as set out in the uniform financial ratios and norms circular 71 is 1 to 3 months.

Table below indicate the municipality's cash and cash equivalents and summary of investments for all banks that the municipality invested with.

Table 5

FNB	82,996,907.01
NED BANK	36,393,326.05
INVESTEC	46,381,614.52
STANDARD BANK	81,987.92
PRIMARY ACCOUNT	1,088,926.05
FNB CALL ACCOUNT	1,317,165.73
<b>Cash and Cash Equivalents</b>	<b>168,259,927.28</b>

### 5.6 Creditors Age Analysis

The municipality does not have creditors age analysis. The balance of trade payables for the month of September 2020 is R 263 382.08, there were no outstanding invoices.

### 5.7 Debtors age analysis

The debtor book value amounted to R 66 274 889.28 million and the debtor's collection is 112.06% as at 30 September 2020.

- Consumer debtors amount to R 66 274 889.28 as at the end of September 2020. This indicates an increase of R 4 551 555.03 from June 2020 in which was R 61,723,334.25.
- The majority of debtors under this category is over 120 days and the matters have results in legal processes, estate late matters which pose a challenge as regards to debt collection. There are also certain accounts which are under query for various reasons, namely verification of government accounts prior to payment. The most significant debtors are reported to MANCO and Finance Portfolio Committee.
- The credit control measures for collection were implemented especially for old debt

## KZN436 Dr Nkosazana Dlamini Zuma - Supporting Table SC3 Monthly Budget Statement - aged debtors - M03 September

Description	NT Code	Budget Year 2020/21									Total over 90 days	Actual Bad Debts Written Off against Debtors	Impairment - Bad Debts I.T.o Council Policy
		0-30 Days	31-60 Days	61-90 Days	91-120 Days	121-150 Dys	151-180 Dys	181 Dys-1 Yr	Over 1Yr	Total			
<b>R thousands</b>													
<b>Debtors Age Analysis By Income Source</b>													
Trade and Other Receivables from Exchange Transactions - Water	1200	-	-	-	-	-	-	-	-	-	-	-	-
Trade and Other Receivables from Exchange Transactions - Electricity	1300	-	-	-	-	-	-	-	-	-	-	-	-
Receivables from Non-exchange Transactions - Property Rates	1400	2,669	2,335	1,961	1,725	52,698	-	-	-	61,388	54,423	-	-
Receivables from Exchange Transactions - Waste Water Management	1500	-	-	-	-	-	-	-	-	-	-	-	-
Receivables from Exchange Transactions - Waste Management	1600	318	273	228	192	6,536	-	-	-	7,545	6,727	-	-
Receivables from Exchange Transactions - Property Rental Debtors	1700	17	17	17	58	642	-	-	-	751	700	-	-
Interest on Arrear Debtor Accounts	1810	-	-	-	-	-	-	-	-	-	-	-	-
Recoverable unauthorised, irregular, fruitless and wasteful expenditure	1820	-	-	-	-	-	-	-	-	-	-	-	-
Other	1900	45	45	45	23	741	-	-	-	900	764	-	-
<b>Total By Income Source</b>	<b>2000</b>	<b>3,049</b>	<b>2,671</b>	<b>2,249</b>	<b>1,997</b>	<b>60,617</b>	<b>-</b>	<b>-</b>	<b>-</b>	<b>70,584</b>	<b>62,615</b>	<b>-</b>	<b>-</b>
<b>2019/20 - totals only</b>													
<b>Debtors Age Analysis By Customer Group</b>													
Organs of State	2200	526	515	508	372	17,080	-	-	-	18,980	17,431	-	-
Commercial	2300	405	319	222	142	6,083	-	-	-	7,170	6,224	-	-
Households	2400	1,387	1,106	813	859	23,853	-	-	-	28,118	24,712	-	-
Other	2500	732	731	806	624	13,623	-	-	-	16,316	14,247	-	-
<b>Total By Customer Group</b>	<b>2600</b>	<b>3,049</b>	<b>2,671</b>	<b>2,249</b>	<b>1,997</b>	<b>60,618</b>	<b>-</b>	<b>-</b>	<b>-</b>	<b>70,584</b>	<b>62,615</b>	<b>-</b>	<b>-</b>

**6. Schedule C table**

Schedule C table version 6.3 attached.

**7. Progress on capital project**

Project status report attached.

**8. Municipal Manager's quality certification**

Quality certificate attached.

MIG. ELECTRIFICATION AND INTERNAL FUNDED PROJECTS

2017/2018 Projects

Project Name	Ward No.	Jul-20	Aug-20	Sep-20	Reason for Delays	Remedial Action
Mhlange Electrification	1	Practical Complete	Practical Complete	Practical Complete		
<b>2018/2019 PROJECTS</b>						
Underberg taxi Rank upgrade	3	Practical Complete	Practical Complete	Practical Complete	The project was on hold due to National Lockdown, and when the service provider get back on site due to COVID19 Regulations the number of workers was reduced on site.	Roll over was done for this project, and the project was deferred for the financial year 2020/21
Centocow Taxi Rank phase 2	6	Awaiting for inception meeting	The contractor is currently busy with orders for steel frames	contractor is pouring concrete columns and formwork for the table counters		Roll over was done for this project, and the project is deferred for the financial year 2020/21
Greater Mngundekweni	7	Practical Complete	Practical Complete	Practical Complete	The project was on hold due to National Lockdown, and when the service provider get back on site due to COVID19 Regulations the number of workers was reduced on site.	Roll over was done for this project, and the project was deferred for the financial year 2020/21
Greater Ngwagwane	8	80% Complete	Practical Complete awaiting outage date	Practical Complete awaiting outage date	The project was on hold due to National Lockdown, and when the service provider get back on site due to COVID19 Regulations the number of workers was reduced on site.	Roll over was done for this project, and the project was deferred for the financial year 2020/21
<b>2019/2020 PROJECTS</b>						
Himeville business hives	2	Site handover was on the 29th of July 2020	The project is 5% complete, currently on hold because of rezoning process	The project is 5% complete, currently on hold because of rezoning process	The project is currently on hold because of the rezoning	Municipal is engaging with the the site owner to solve the problem
Underberg Community town Hall phase 1	3	Awaiting for inception meeting	Inception meeting was done and the contractor started on site but stopped because of rezoning process	Inception meeting was done and the contractor started on site but was stopped because of rezoning process	The project is currently on hold because of the rezoning	Municipal is engaging with the the site owner to solve the problem
Sdangeni Bridge	4	Awaiting for EIA authorization, services provider has been instructed to expedite this process.	Awaiting for EIA authorization, services provider has been instructed to expedite this process.	Awaiting for EIA authorization, services provider has been instructed to expedite this process.	delayed by Environmental Impact Assessment (EIA)	Project has been deferred to 2020/21 financial year.
Gqumeni Creche	7	Practical Complete	Practical Complete	Practical Complete	The project was on hold due to National Lockdown, and when the service provider get back on site due to COVID19 Regulations the number of workers was reduced on site.	Roll over was done for this project, and will be completed this financial year 2020/21



Project Name	Ward No.	Jul-20	Aug-20	Sep-20	Reason for Delays	Remedial Action
Mqelwa Sportfield	12	The project is 80% complete	The project is 95% complete	Practical Complete and the claim of R991 015,07 was paid to Shiyajuluka JV UKwazi	The project was on hold due to National Lockdown, and when the service provider get back on site due to COVID19 Regulations the number of workers was reduced on site.	Roll over was done for this project, and will be completed this financial year 2020/21
Dumabezwe Sportfield	13	The project is 97% complete	The project is practical complete	The project is practical complete	The project was on hold due to National Lockdown, and when the service provider get back on site due to COVID19 Regulations the number of workers was reduced on site.	Roll over was done for this project, and it will be completed this financial year 2020/21
Underberg Asphalt road	3	The project is 60% complete	The project is 65% complete	The project is 70% complete	The project was on hold due to National Lockdown, and when the service provider get back on site due to COVID19 Regulations the number of workers was reduced on site.	Roll over was done for this project, and it will be completed this financial year 2020/21
Creighton Sportfield	Artificial 14	The project is on the specification stage	The department is busy with tender document	The department is busy with tender document	The specification committee is busy with the compilation and drafting of specification for this project	As soon as the committee complete the drafting of specification this project will go to tender
Construction of fire station	10	The project is on the specification stage	The project is on the specification stage	This project is on tender stage	The specification committee is busy with the compilation and drafting of specification for this project	As soon as the committee complete the drafting of specification this project will go to tender
2020/2021 PROJECTS						
Storm Water (All 15 Wards)	All wards	The project is on the specification stage	The project is on the specification stage	This project is on tender stage		
Renewal of gravel access roads(all 15 wards)	All wards	The project is on the specification stage	Technicians are busy with measurements in site	Technicians are busy with measurements in site	The specification committee is busy with the compilation and drafting of specification for this project	As soon as the committee complete the drafting of specification this project will go to tender
Paving and Parking		The project is on the specification stage	The project is on the specification stage	The project is on the specification stage	The specification committee is busy with the compilation and drafting of specification for this project	As soon as the committee complete the drafting of specification this project will go to tender
Guard house x4		The project is on the specification stage	The project is on the specification stage	The project is on the specification stage	The specification committee is busy with the compilation and drafting of specification for this project	As soon as the committee complete the drafting of specification this project will go to tender
Furniture & Shelters		The project is on the specification stage	The project is on the specification stage	The project is on the specification stage	The specification committee is busy with the compilation and drafting of specification for this project	As soon as the committee complete the drafting of specification this project will go to tender
Fencing Common Dam		The project is on the specification stage	The project is on the specification stage	The project is on the specification stage	The specification committee is busy with the compilation and drafting of specification for this project	As soon as the committee complete the drafting of specification this project will go to tender
Cemetery toilets and Waste sites		The project is on the specification stage	The project is on the specification stage	The project is on the specification stage	The specification committee is busy with the compilation and drafting of specification for this project	As soon as the committee complete the drafting of specification this project will go to tender

Project Name	Ward No.	Jul-20	Aug-20	Sep-20 Reason for Delays	Remedial Action
Bulwer Asphalt Road Phase 7	10	The project is on the specification stage	The advert for this project is out, for a suitable service provider. The closing date is on the 26th of September 2020	This project is on tender stage	
Donnybrook Asphalt Surfacing Phase 4	13	The project is on the specification stage	The advert for this project is out, for a suitable service provider. The closing date is on the 26th of September 2020	This project is on tender stage	
Hineville Asphalt Surfacing Phase 2	2	The project is on the specification stage	The advert for this project is out, for a suitable service provider. The closing date is on the 26th of September 2020	This project is on tender stage	
Underberg Asphalt Roads ph 2	3	The project is on the specification stage	The advert for this project is out, for a suitable service provider. The closing date is on the 26th of September 2020	This project is on tender stage	
Creighton Asphalt Road 6	15	The project is on the specification stage	The advert for this project is out, for a suitable service provider. The closing date is on the 26th of September 2020	This project is on tender stage	
Greater Stepmore/ Ridge phase 3	1	The project is on the bid evaluation committee	The project is on the bid evaluation committee	Intention to award	
Greater Nhlanhleni/Goxhill phase 3	2	The project is on the bid evaluation committee	The project is on the bid evaluation committee	Intention to award	
Greater Underberg with phase 3	3	The project is on the bid evaluation committee	The project is on the bid evaluation committee	Intention to award	
Greater Amakhuze /Cabazi phase 3	4	The project is on the bid evaluation committee	The project is on the bid evaluation committee	Intention to award	
Greater Khukhulela/Nomagaga phase 3	5	The project is on the bid evaluation committee	The project is on the bid evaluation committee	Intention to award	

Project Name	Ward No.	Jul-20	Aug-20	Sep-20 Reason for Delays	Remedial Action
Greater Centocow / Hlabeni phase 3	6	The project is on the bid evaluation committee	The project is on the bid evaluation committee	Intention to award	
Greater Gqumeni/ Mnqdekweni phase 3	7	The project is on the bid evaluation committee	The project is on the bid evaluation committee	Intention to award	
Greater Ngwagwane phase 3	8	The project is on the bid evaluation committee	The project is on the bid evaluation committee	Intention to award	
Greater Nkwezela phase 3	9	The project is on the bid evaluation committee	The project is on the bid evaluation committee	Intention to award	
Greater Bulwer phase 3	10	The project is on the bid evaluation committee	The project is on the bid evaluation committee	Intention to award	
Greater Nkumbal/ Mangwaneni phase 3	11	The project is on the bid evaluation committee	The project is on the bid evaluation committee	Intention to award	
Greater Bhidla/ Sizanenjane phase 3	12	The project is on the bid evaluation committee	The project is on the bid evaluation committee	Intention to award	
Greater Donnybrook phase 3	13	The project is on the bid evaluation committee	The project is on the bid evaluation committee	Intention to award	
Greater Mjila/ Creighton phase 3	14	The project is on the bid evaluation committee	The project is on the bid evaluation committee	Intention to award	
Greater Sandanezwe/ Masameni phase 3	15	The project is on the bid evaluation committee	The project is on the bid evaluation committee	Intention to award	

## Appendix B

## Operating Revenue and Expenditure for September 2020

	Original Budget 2020/2021	Month Budget	Month Actual Received/ Paid	Month Billing	YTD Billing	YTD actual Received/ paid	YTD Budget	% spend/ Received this month	% spend /Received YTD to date
Rates	28,648,930.00	2,387,410.83	4,056,269.25	3,824,724.06	10,399,432.19	8,092,107.23	4,774,821.67	170%	28%
Rates & Refuse Penalties	2,293,522.11	191,126.84	2,681.69	191,126.00	573,378.00	990,899.24	382,253.69	1%	0%
Service charges	3,608,330.00	300,694.17	300,416.17	300,694.00	901,903.52	901,347.86	601,388.33	100%	25%
Traffic fines	624,362.00	52,030.17	-	-	-	-	104,060.33	0%	0%
Licences and Permit	368,454.46	30,704.54	37,739.69	30,704.00	92,112.00	154,078.88	61,409.08	123%	42%
Leamers Licences	379,392.48	31,616.04	-	-	-	-	63,232.08	0%	0%
Service charges: Sales: Licence & Permit	4,702.50	391.88	-	-	-	-	783.75	0%	0%
Valuation Appeal	9,063.29	755.27	-	-	-	-	1,510.55	0%	0%
Burial Fees	559.08	46.59	2,869.58	-	-	3,130.45	93.18	6159%	560%
Shared Planner & Building Plan inspection fee	123,168.34	10,264.03	45.22	-	-	71.31	20,528.06	0%	0%
Rent of facilities and equipment	831,382.00	69,281.83	72,107.80	69,281.00	207,843.00	213,531.75	138,563.67	104%	26%
Refuse Garden	19,553.00	1,629.42	121.74	-	1,629.00	121.74	3,258.83	7%	0%
Interest received-External Investments	8,089,720.00	674,143.33	636,753.86	-	-	1,438,991.76	1,348,286.67	94%	18%
Government grants and subsidies	201,262,000.00	16,771,833.33	-	-	-	72,921,000.00	33,543,666.67	0%	36%
Library lost books	873.82	72.82	-	-	-	-	145.64	0%	0%
Pound income	101,700.00	8,475.00	20,417.38	-	-	26,465.21	16,950.00	241%	26%
Printing income	5,778.85	481.57	3,002.61	-	-	3,002.61	963.14	624%	52%
Rates clearance certificates	6,855.20	571.27	-	-	-	-	1,142.53	0%	0%
Sale of hay	10,189.80	849.15	-	-	-	-	1,698.30	0%	0%
Tender deposits	514,079.00	42,839.92	27,222.31	-	-	28,190.13	85,679.83	64%	5%
Seta Training Refund	104,500.00	8,708.33	-	-	-	-	17,416.67	0%	0%
Disposal of PPE	200,000.00	16,666.67	-	-	-	-	33,333.33	0%	0%
Sundry income	209,000.00	17,416.67	972.02	-	-	2,850.80	34,833.33	6%	1%
Income for Agency Services	32,248.70	2,687.39	-	-	-	-	5,374.78	0%	0%
<b>TOTAL REVENUE</b>	<b>247,448,364.60</b>	<b>20,620,697.05</b>	<b>5,160,619.32</b>	<b>4,416,529.06</b>	<b>35,332,232.48</b>	<b>84,775,788.97</b>	<b>41,241,394.10</b>	<b>25%</b>	<b>34%</b>
Employee related costs	70,219,449.00	5,851,620.75	4,927,824.38	-	-	13,523,649.36	11,703,241.50	84%	19%
Remuneration of councillors	11,901,110.00	991,759.17	966,465.08	-	-	2,899,395.24	1,983,518.33	97%	24%
Provision for doubtful debts	11,059,933.00	921,661.08	-	-	-	-	1,843,322.17	0%	0%
Depreciation	41,624,813.00	3,468,734.42	6,640,969.73	-	-	6,640,969.73	6,937,468.83	191%	16%
Repairs and Maintenance	11,408,469.00	950,705.75	347,789.13	-	-	916,060.15	1,901,411.50	37%	8%
Finance costs	291,489.00	24,290.75	85,351.24	-	-	86,068.19	48,581.50	351%	30%
Contracted services	26,744,805.00	2,228,733.75	1,337,461.31	-	-	2,699,208.01	4,457,467.50	60%	10%
General expenses	34,291,086.00	2,857,590.50	1,800,736.95	-	-	3,766,247.57	5,715,181.00	63%	11%
<b>TOTAL EXPENDITURE</b>	<b>207,541,154.00</b>	<b>17,295,096.17</b>	<b>16,106,597.82</b>	<b>-</b>	<b>-</b>	<b>30,531,598.25</b>	<b>34,590,192.33</b>	<b>93%</b>	<b>15%</b>
<b>Net Surplus (Deficit)</b>	<b>39,907,210.60</b>	<b>3,325,600.88</b>	<b>-10,945,976.50</b>	<b>4,416,529.06</b>	<b>35,332,232.48</b>	<b>54,244,190.72</b>	<b>26,604,807.06</b>	<b>-68%</b>	<b>20%</b>

## Appendix C (1)

## Capital Project for 2020/2021

Name of Item	Source of Fund	Original Budget 2020/2021	Actual spent for September 2020	YTD Actual Spent	% Spent YTD
Procurement of Computer Equipment	Internal	1,218,856.00	235,307.85	235,307.85	19%
Procurement of Furniture and Equipment	Internal	1,643,000.00	59,821.39	104,433.87	6%
Procurement of Computer Software	Internal	122,205.00	1,725.00	1,725.00	1%
Procurement of Transport assets	Internal	2,095,493.00		587,002.39	28%
Construction of Fire Station (Disaster Management Centre)	Covid	7,000,000.00			0%
Underberg CBD Infrastructure upgrade	Covid	8,000,000.00			0%
Procurement of Plant and Equipment	Internal	4,350,000.00	17,549.00	17,549.00	0%
Parkhome ( for Nurses) and Office Space	Covid	2,149,466.00			0%
Creighton CBD Infrastructure Upgrade	Internal	3,500,000.00			0%
Bulwer CBD infrastructure upgrade	Internal	3,500,000.00			0%
Procurement of GPS Equipment	Internal	14,686.00			0%
Building of Industrial Business Park/ Hub	Internal	300,000.00			0%
Fresh Produce Market	Internal	250,000.00			0%
Creighton Artificial Sportfield	Internal	5,000,000.00	632,500.00	632,500.00	13%
Bus Shelters	Internal	500,000.00			0%
Underberg Taxi Rank Upgrade	Internal	26,714.78			0%
Gobhogobho Hall	Internal	17,569.00			0%
Municipal Offices	Internal	1,048,200.00			0%
Breathing Apparatus	Internal	348,450.00			0%
Upgrade of Underberg road	Internal	244,088.48			0%
Bulwer Asphalt Roads 6	Internal	180,000.00			0%
Donnybrook Asphalt Surfacing - Phase 3	Internal	144,233.00			0%
Donnybrook Asphalt Surfacing Phase 4	Internal	3,000,000.00			0%
Himeville Asphalt Surfacing Phase 2	Internal	4,500,000.00			0%
Himeville Asphalt Surfacing 1	Internal	175,380.90			0%
Underberg Asphalt Roads ph 2	Internal	6,500,000.00	1,486,475.25	1,486,475.25	23%
Creighton Asphalt Road 6	Internal	4,500,000.00			0%
Backup Generator	Internal	500,000.00			0%
Magoso Access Road	Internal	1,356,879.00			0%
Himeville Business Hives	Internal	1,700,000.00			0%
Gqumeni Creche	Internal	1,000,000.00	200,484.08	413,217.98	41%
Creighton Library-Conversion of Malliyavuza	Internal	7,000,000.00			0%
Procurement Installation of Cameras	Internal	200,000.00			0%
Procurement of Fiber Connection- Cable Network	Internal	80,000.00			0%
Procurement of Kitchen Equipment Animal Pound, Tourism	Internal	60,000.00			0%
Procurement of Gazebo and Folding tables	Internal	50,000.00			0%
Build Sound System	Internal	300,000.00			0%
Furniture for Activity Room	Internal	30,000.00			0%
Renewal of gravel access roads(all 15 wards)	Internal	15,000,000.00	3,236,560.00	3,236,560.00	22%
2016/2017 Sportfields (Professional fees)	Internal	40,166.50			0%
2016/2017 Access roads (Professional fees)	Internal	26,500.00			0%
Paving and Parking	Internal	60,000.00			0%
Guard house x4	Internal	50,000.00			0%
Furniture & Shelters	Internal	50,000.00			0%
Fencing Common Dam	Internal	20,000.00			0%
Cemetery toilets and Waste sites	Internal	150,000.00			0%
<b>TOTAL INTERNAL FUNDED</b>		<b>92,681,886.66</b>	<b>5,870,422.56</b>	<b>6,714,771.33</b>	<b>7%</b>
Gqumeni Creche	MIG	11,793.81			0%
Bhidla Creche	MIG	15,218.53			0%
Solokhlo Community Hall	MIG	15,079.94			0%
Himeville Business Hives	MIG	3,509,334.67			0%
Sdanjani Bridge Road	MIG	4,590,646.67			0%
Mqulwa Sportsfield	MIG	2,145,641.42	991,105.06	991,105.06	46%
Dumabezwe Sportsfield	MIG	1,348,549.68			0%
Msamani Sportfield	MIG	98,498.54			0%
Underberg Community Town Hall	MIG	7,303,359.33			0%
Centocow shelter and Toilets	MIG	4,950,877.33			0%
Storm Water (All 15 Wards)	MIG	3,000,000.00			0%
<b>TOTAL MIG FUNDED</b>		<b>26,988,999.92</b>	<b>991,105.06</b>	<b>991,105.06</b>	<b>4%</b>
<b>Total Capital Expenditure</b>		<b>119,670,886.58</b>	<b>6,861,527.62</b>	<b>7,705,876.39</b>	<b>6%</b>
Electrification Project 2019/2020					
Electrification	INEP	6,000,000.00			0%
Bhidla Housing Projects	Housing	25,447,590.00	1,382,220.00	5,166,682.66	20%
<b>TOTAL CAPITAL EXPENDITURE INCLUDING INEP &amp; HOUSING</b>		<b>151,118,476.58</b>	<b>8,243,747.62</b>	<b>12,872,559.05</b>	<b>9%</b>

## Appendix D

## ALLOCATIONS RECEIVED FOR THE FINANCIAL YEAR 2020/2021

Name of Grant	Original Budget 2020/2021	Actual Received in September 2020	Actual Received YTD 2020/2021	%Received
Municipal Finance Management Grant	2,000,000.00		2,000,000.00	100%
Equitable Share	159,757,000.00	-	60,362,000.00	38%
Provincialisation of Libraries Grant	2,714,000.00	-		0%
Community Library Service Grant	1,089,000.00	-		0%
Expanded Public Works Programme	2,513,000.00		629,000.00	25%
Capital:Municipal Infrastructure Grant	26,989,000.00	-	6,000,000.00	22%
Integrated National Electrification Programme	6,000,000.00		3,930,000.00	66%
Title Deeds Restoration Grant	200,000.00			0%
<b>TOTAL</b>	<b>201,262,000.00</b>	<b>-</b>	<b>72,921,000.00</b>	<b>36%</b>
Bhidla Housing Projects	25,447,590.00	5,923,459.85	11,090,142.87	
<b>TOTAL</b>	<b>226,709,590.00</b>	<b>5,923,459.85</b>	<b>84,011,142.87</b>	<b>37%</b>

## SEPTEMBER 2020 EXPENDITURE

Item	Description	Approved Annual Budget 2020/2021	Budget Month Sep	Actual Month Sep	Budget YTD (1Mth)	Actual YTD (1Mth)	Actual YTD %
<b>Item : Employee Related Costs - Wages</b>							
20800	Employee Relate:Senior Managem	939,155.00	78,262.00	76,120.49	234,786.00	228,361.00	24%
21000	Employee Relate:Senior Managem	66,126.00	5,510.00		16,530.00	-	
21700	Employee Relate:Senior Managem	191,250.00	15,937.00	15,000.00	47,811.00	45,000.00	
21900	SnrMan:Accom Travel&Incidental	100,000.00	8,333.00		2,910.59	24,999.00	
25300	Employee Relate:Senior Managem	938,344.00	78,195.00	77,066.26	234,585.00	231,198.00	
25500	Employee Relate:Senior Managem	54,268.00	4,522.00		13,566.00	-	
26000	Employee Relate:Senior Managem	84,475.00	7,039.00	6,625.50	21,117.00	19,876.00	
26200	Chief Financial Officer:Travel	25,500.00	2,125.00	2,000.00	6,375.00	6,000.00	
26400	Employee Relate:Senior Managem	60,000.00	5,000.00		15,000.00	-	
29800	Employee Relate:Senior Managem	951,975.00	79,331.00	78,326.76	237,993.00	234,980.00	
30700	Designation:Travel or Motor Ve	133,875.00	11,156.00	10,500.00	33,468.00	31,500.00	
30900	Employee Relate:Senior Managem	60,000.00	5,000.00		15,000.00	-	
34300	Employee Relate:Senior Managem	888,422.00	74,035.00	72,676.45	222,105.00	218,029.00	
34500	Employee Relate:Senior Managem	44,421.00	3,701.00		11,103.00	-	
35200	Employee Relate:Senior Managem	50,000.00	4,166.00		12,498.00	-	
38800	Employee Relate:Senior Managem	888,422.00	74,035.00	68,805.45	222,105.00	206,416.00	
39000	Employee Relate:Senior Managem	44,421.00	3,701.00		11,103.00	-	
39700	Employee Relate:Senior Managem	70,000.00	5,833.00		17,499.00	-	
99600	Employee Relate:Municipal Staf	46,576,821.00	3,881,396.00	3,381,158.61	11,644,188.00	10,062,483.00	
99800	Employee Relate:Municipal Staf	1,271,150.00	105,928.00	6,219.45	317,784.00	6,219.00	
100100	Employee Relate:Municipal Staf	840,000.00	69,997.00	14,864.16	209,991.00	18,317.00	
100800	Employee Relate:Municipal Staf	480,998.00	40,079.00	7,562.48	120,237.00	22,686.00	
101800	Employee Relate:Municipal Staf	2,498,800.00	208,226.00	8,520.34	624,678.00	15,719.00	
102000	Staff:Long Service Award	156,750.00	13,062.00	94,677.21	39,186.00	94,677.00	
102300	Employee Relate:Municipal Staf	661,409.00	55,116.00	103,112.84	165,348.00	220,548.00	
102900	Employee Relate:Municipal Staf	742,763.00	61,895.00	45,321.83	185,685.00	144,826.00	
103000	Employee Relate:Municipal Staf	601,017.00	50,082.00	26,533.69	150,246.00	78,007.00	
106400	Post-retirement Benefit:Leave	348,271.00	29,022.00	58,791.08	87,066.00	108,669.00	
-							
3000	Employee Related Costs - Wages	59,768,633.00	4,980,684.00	4,156,793.19	14,942,052.00	11,996,421.00	
=							
<b>Item : Employee Related Costs - Socia</b>							
24200	Employee Relate:Senior Managem	23,057.00	1,921.00	1,808.40	5,763.00	5,425.00	
24300	SnrMan:Pension Funds	169,048.00	14,087.00		42,261.00	-	
24400	Employee Relate:Senior Managem	1,785.00	148.00	148.72	444.00	446.00	
24900	Employee Relate:Senior Managem	119.00	9.00	9.90	27.00	29.00	
28700	Employee Relate:Senior Managem	37,531.00	3,127.00	3,135.00	9,381.00	9,405.00	
28900	Employee Relate:Senior Managem	1,785.00	148.00	148.72	444.00	446.00	
29400	Employee Relate:Senior Managem	3,921.00	326.00	9.90	978.00	29.00	
33400	Employee Relate:Senior Managem	1,785.00	148.00	148.72	444.00	446.00	
33900	Employee Relate:Senior Managem	119.00	9.00	9.90	27.00	29.00	
37900	Employee Relate:Senior Managem	3,570.00	296.00	148.72	888.00	446.00	
38400	Employee Relate:Senior Managem	119.00	9.00	9.90	27.00	29.00	
42900	Employee Relate:Senior Managem	119.00	9.00	9.90	27.00	29.00	
103900	Employee Relate:Municipal Staf	26,714.00	2,217.00	2,029.50	6,651.00	6,050.00	
104100	Employee Relate:Municipal Staf	2,910,322.00	242,518.00	218,750.72	727,554.00	652,927.00	
104200	Employee Relate:Municipal Staf	6,888,488.00	574,033.00	514,078.96	1,722,099.00	1,518,069.00	
104300	Employee Relate:Municipal Staf	382,334.00	31,855.00	30,584.23	95,565.00	90,327.00	
-							
3100	Employee Related Costs - Socia	10,450,816.00	870,860.00	771,031.19	2,612,580.00	2,284,132.00	
=							
<b>Item : Remuneration Of Councillors</b>							
203200	Remuneration of:Speaker						
203500	Remuneration of:Speaker	611,815.00	50,984.00	49,904.92	152,952.00	149,714.00	
203600	Remuneration of:Speaker	47,175.00	3,931.00	3,700.00	11,793.00	11,100.00	
204100	Remuneration of:Speaker	91,772.00	7,647.00	7,485.73	22,941.00	22,457.00	
206200	Remuneration of:Executive Mayo						
206500	Remuneration of:Executive Mayo	764,768.00	63,730.00	62,381.08	191,190.00	187,143.00	
206600	Remuneration of:Executive Mayo	47,175.00	3,931.00	3,700.00	11,793.00	11,100.00	
207100	Remuneration of:Executive Mayo	114,715.00	9,559.00	9,357.16	28,677.00	28,071.00	
207700	Remuneration of:Deputy Executi						
208000	Remuneration of:Deputy Executi	611,815.00	50,984.00	49,904.92	152,952.00	149,714.00	
208100	Remuneration of:Deputy Executi	47,175.00	3,931.00	3,700.00	11,793.00	11,100.00	
208600	Remuneration of:Deputy Executi	91,772.00	7,647.00	7,485.73	22,941.00	22,457.00	
208700	Remuneration of:Deputy Executi						
210700	Remuneration of:Total for All	1,111,586.00	92,632.00	90,670.49	277,896.00	272,011.00	
211000	Remuneration of:Total for All	6,267,394.00	522,282.00	511,222.62	1,566,846.00	1,533,667.00	
211100	Remuneration of:Total for All	1,226,550.00	102,212.00	96,200.00	306,636.00	288,600.00	
211600	Remuneration of:Total for All	867,398.00	72,283.00	70,752.43	216,849.00	212,257.00	
211700	Remuneration of:Total for All						
-							
3400	Remuneration Of Councillors	11,901,110.00	991,753.00	966,465.08	2,975,259.00	2,899,391.00	
=							

## Item : Depreciation and asset impairm

18000 Depreciation an:Amortisation	127,284.00	10,607.00	1,289.96	31,821.00	1,289.00
18500 Depreciation an:Depreciation	848,443.00	70,703.00	159,689.46	212,109.00	159,689.00
18600 Depreciation an:Depreciation	556,483.00	46,373.00	281,884.33	139,119.00	281,884.00
19400 Depreciation an:Depreciation	1,649,761.00	137,480.00	198,076.59	412,440.00	198,076.00
19500 Depreciation an:Depreciation	3,189,329.00	265,777.00	589,605.77	797,331.00	589,605.00
19801 Deprec.: Roads- Roads	23,049,115.00	1,920,759.00	3,282,854.82	5,762,277.00	3,282,854.00
20201 Deprec.: Commun. - Halls	9,705,495.00	808,791.00	1,932,493.40	2,426,373.00	1,932,493.00
20300 Depreciation:Other Assets	2,498,903.00	208,241.00	195,075.40	624,723.00	195,075.00
-	-----	-----	-----	-----	-----
<b>3700 Depreciation and asset impairm</b>	<b>41,624,813.00</b>	<b>3,468,731.00</b>	<b>6,640,969.73</b>	<b>10,406,193.00</b>	<b>6,640,965.00</b>
=	=====	=====	=====	=====	=====

## Item : Interest Expense - External Bo

200700 Interest, Divid:Interest Paid	291,489.00	24,290.00	85,351.24	72,870.00	98,943.00
-	-----	-----	-----	-----	-----
<b>3900 Interest Expense - External Bo</b>	<b>291,489.00</b>	<b>24,290.00</b>	<b>85,351.24</b>	<b>72,870.00</b>	<b>98,943.00</b>
=	=====	=====	=====	=====	=====

## Item : Bulk Purchases

200 Bad Debts Writt:	11,059,933.00	921,661.00		2,764,983.00	-
-	-----	-----	-----	-----	-----
<b>4100 Bulk Purchases</b>	<b>11,059,933.00</b>	<b>921,661.00</b>		<b>2,764,983.00</b>	<b>-</b>
=	=====	=====	=====	=====	=====

## Item Repairs and Maintenance

12000 Contracted Serv:Contractors	137,735.00	11,477.00		34,431.00	-
12500 Contracted Serv:Contractors	4,000,000.00	333,333.00	265,658.80	999,999.00	365,886.00
14500 Contracted Serv:Contractors	1,650,000.00	137,500.00	28,900.00	412,500.00	28,900.00
14600 Contracted Serv:Contractors	577,940.00	48,160.00	21,452.46	144,480.00	21,520.00
14700 Contracted Serv:Contractors	5,042,794.00	420,228.00	7,277.87	1,260,684.00	475,250.00
-	-----	-----	-----	-----	-----
	<b>11,408,469.00</b>	<b>950,698.00</b>	<b>323,289.13</b>	<b>2,852,094.00</b>	<b>891,556.00</b>
=	=====	=====	=====	=====	=====

## Item : Contracted Services

1500 Contracted Serv:Outsourced Ser	1,232,760.00	102,728.00	100,070.00	308,184.00	100,070.00
1700 Contracted Serv:Outsourced Ser	42,600.00	3,550.00	8,303.28	10,650.00	8,303.00
2200 Contracted Serv:Outsourced Ser	200,000.00	16,666.00		49,998.00	-
2700 Contracted Serv:Outsourced Ser	200,000.00	16,666.00		49,998.00	-
2900 OutsrdServ:Qualification Veri	1,860.00	155.00		465.00	-
3100 Contracted Serv:Outsourced Ser	223,608.00	18,634.00		55,902.00	-
3200 Contracted Serv:Outsourced Ser	711,604.00	59,295.00	10,850.00	177,885.00	10,850.00
3400 Contracted Serv:Outsourced Ser	596,631.00	49,718.00	2,860.00	149,154.00	4,400.00
3500 OutsrdServ:Clearing&Grass Cut	145,000.00	12,083.00		36,249.00	-
3600 Contracted Serv:Outsourced Ser	100,000.00	8,333.00	86,956.52	24,999.00	86,956.00
4300 Contracted Serv:Outsourced Ser	383,452.00	31,953.00		95,859.00	-
4800 Contracted Serv:Outsourced Ser	550,000.00	45,833.00		137,499.00	-
5300 Contracted Serv:Outsourced Ser	824,000.00	68,666.00	235,039.87	205,998.00	344,331.00
5600 Contracted Serv:Outsourced Ser	8,373,900.00	697,825.00	621,784.43	2,093,475.00	1,572,639.00
6200 Contracted Serv:Outsourced Ser	1,359,883.00	113,317.00		339,951.00	-
6800 Contracted Serv:Consultants an	1,665,447.00	138,786.00	87,673.00	416,358.00	87,673.00
7000 Contracted Serv:Consultants an	300,000.00	25,000.00		75,000.00	-
7500 Contracted Serv:Consultants an	100,000.00	8,333.00		24,999.00	-
7700 ConsServ:Occupational Health&S	52,800.00	4,400.00	27,800.00	13,200.00	27,800.00
7800 Contracted Serv:Consultants an	776,000.00	64,665.00		193,995.00	-
8000 Contracted Serv:Consultants an	130,000.00	10,833.00		32,499.00	-
8100 ConsServ:Qualification Verific	30,000.00	2,500.00		7,500.00	-
8900 Contracted Serv:Consultants an	900,200.00	75,016.00	29,785.20	225,048.00	59,060.00
9600 ConsServ:Inf&Plan-Electr. Eng	4,000,000.00	333,333.00		999,999.00	-
10300 Contracted Serv:Consultants an	800,000.00	66,666.00		199,998.00	-
10500 ConsServ:Inf&Plan-Land&Qty Sur	400,000.00	33,333.00		99,999.00	-
11000 ConsServ:Lab Servs - Medical		-		-	30,000.00
11400 Contracted Serv:Consultants an	849,102.00	70,757.00	100,464.01	212,271.00	289,498.00
12700 Contracted Serv:Contractors	595,539.00	49,625.00	24,500.00	148,875.00	24,500.00
13200 Contracted Serv:Contractors	700,000.00	58,333.00		174,999.00	-
13800 Contracted Serv:Contractors	455,000.00	37,916.00	25,875.00	113,748.00	77,625.00
15200 Contracted Serv:Contractors	22,134.00	1,844.00		5,532.00	-
16300 Contracted Serv:Contractors	23,285.00	1,940.00		5,820.00	-
-	-----	-----	-----	-----	-----
<b>4200 Contracted Services</b>	<b>26,744,805.00</b>	<b>2,228,702.00</b>	<b>1,361,961.31</b>	<b>6,686,106.00</b>	<b>2,723,705.00</b>
=	=====	=====	=====	=====	=====



## Item : Other Expenditure

815400	Transfers and S:Operational	1,990,372.00	165,864.00	96,111.05	497,592.00	283,478.00
201800	Inventory Consu:Consumables	934,730.00	77,890.00	37,449.30	233,670.00	112,426.00
202000	Inventory:Finished Goods	265,735.00	22,144.00		66,432.00	-
202100	Inventory Consu:Materials and	2,498,000.00	208,165.00	118,725.00	624,495.00	297,605.00
213700	Operating Lease:Land	100,000.00	8,332.00	49,225.39	24,996.00	56,855.00
214300	Operational Cos:Achievements a	262,400.00	21,865.00		65,595.00	-
214600	Operational Cos:Advertising, P	609,000.00	50,749.00		152,247.00	-
214700	Operational Cos:Advertising, P	444,650.00	37,048.00	4,029.60	111,144.00	18,064.00
214800	Operational Cos:Advertising, P	101,493.00	8,456.00		25,368.00	-
214900	Operational Cos:Advertising, P	100,000.00	8,333.00		24,999.00	-
215000	Operational Cos:Advertising, P	211,200.00	17,600.00		52,800.00	-
215200	Operational Cos:Advertising, P	30,000.00	2,500.00	11,885.53	7,500.00	17,678.00
215300	Operational Cos:Advertising, P	50,000.00	4,166.00	10,504.45	12,498.00	10,504.00
215600	Operational Cos:External Audit	2,000,000.00	166,666.00		499,998.00	-
215800	Operational Cos:Bank Charges,	200,000.00	16,666.00	26,603.91	49,998.00	51,845.00
216400	Operational Cos:Bargaining Cou	855,000.00	71,250.00		213,750.00	810,857.00
216700	Operational Cos:Bursaries (Emp	200,000.00	16,666.00	29,500.00	49,998.00	28,500.00
217600	Operational Cos:Courier and De	300,000.00	25,000.00	45,539.31	75,000.00	79,015.00
217900	Operational Cos:Communication	14,665.00	1,222.00	600.01	3,666.00	2,040.00
218000	OperCost:Postage/Stamps/Franki	4,000.00	333.00		999.00	-
218500	Operational Cos:Communication	1,501,825.00	125,152.00	197,699.12	375,456.00	352,802.00
219400	Operational Cos:Deeds	9,421.00	785.00	3,493.00	2,355.00	3,493.00
219500	OperCost:Drivers Licences&Perm	12,672.00	1,056.00	8,500.00	3,168.00	8,500.00
220600	Operational Cos:External Compu	99,580.00	8,297.00	1,797.45	24,891.00	5,621.00
221200	OperCost:Ext Comp Serv-Softwar	50,000.00	4,166.00		12,498.00	-
221300	Operational Cos:External Compu	453,168.00	37,764.00	16,032.57	113,292.00	127,425.00
222800	Operational Cos:Insurance Unde	2,204,835.00	183,736.00	153,748.64	551,208.00	503,582.00
223000	Operational Cos:Learnerships a	2,863,000.00	238,582.00	263,963.38	715,746.00	732,724.00
223400	Operational Cos:Licences	313,293.00	26,105.00	4,518.01	78,315.00	163,254.00
223700	Operational Cos:Municipal Serv	1,500,000.00	124,998.00	144,350.03	374,994.00	513,144.00
224000	OperCost:Registration Prof&Reg	3,000.00	250.00		750.00	-
224200	Operational Cos:Registration F	1,161,789.00	96,813.00	14,765.22	290,439.00	15,591.00
224700	Operational Cos:Printing, Publ	1,157,200.00	96,432.00	52,660.20	289,296.00	302,406.00
224800	Operational Cos:Professional B	86,990.00	7,247.00	15,823.91	21,741.00	23,193.00
224900	Operational Cos:Remuneration t	1,320,480.00	110,040.00	52,800.00	330,120.00	189,600.00
225300	Operational Cos:Skills Develop	917,042.00	76,414.00	47,392.87	229,242.00	47,385.00
225600	Operational Cos:Signage	158,000.00	13,166.00		39,498.00	-
225700	Operational Cos:Storage of Fil	250,000.00	20,833.00		62,499.00	-
226900	Operational Cos:Travel and Sub	1,905,085.00	158,750.00	9,365.56	476,250.00	9,365.00
227400	Operational Cos:Travel and Sub	36,400.00	3,033.00		9,099.00	-
227900	OperCost:Trav&Subs-Dom Air Tra	100,000.00	7,495.00		22,485.00	-
229300	OperCost:Trav&Subs-Foreign Air	55,000.00	4,583.00		13,749.00	-
229700	Operational Cos:Travel and Sub	239,106.00	19,925.00	17,548.98	59,775.00	17,548.00
229800	Operational Cos:Uniform and Pr	1,796,645.00	149,717.00	11,250.00	449,151.00	30,092.00
230100	Operational Cos:Wet Fuel	3,464,594.00	288,715.00	455,697.04	866,145.00	778,815.00
230200	Operational Cos:Workmen's Comp	300,000.00	25,000.00		75,000.00	-
230400	Operational Cos:Indigent Relie	90,000.00	7,500.00	6,000.00	22,500.00	6,000.00
230600	Operational Cos:Parking Fees	12,335.00	1,027.00		3,081.00	399.00
230700	Operational Cos:Seating Allowa	33,327.00	2,777.00	3,182.40	8,331.00	6,364.00
230800	Operational Cos:Hire Charges	1,025,054.00	85,414.00	1,092.50	256,242.00	1,092.00
-	-	-	-	-	-	-
4400	Other Expenditure	34,291,086.00	2,856,687.00	1,911,854.43	8,570,061.00	5,607,262.00
=	=	=====	=====	=====	=====	=====

## Workings: Calculation of Cash Coverage Ratio 2019/2020

<b>Municipality:</b>	Dr Nkosazana Dlamini Zuma Municipality
<b>Prepared by Budget Clerk:</b>	S.Jali
<b>Reviewed by Assistant CFO:</b>	P.M Mtungwa
<b>Approved by CFO:</b>	KMB Mzimela
<b>Date completed:</b>	5/10/2020

**Cash Coverage Ratio:** Indicates the municipality's ability to meet at least its monthly fixed operating commitments without collecting any additional revenue during that month. **norm: 3 months**

### Calculation of Cash Coverage Ratio

Description	2020/21	
	R thousand	Final Budget
<b>Surplus/Deficits - A8/Cash and Cash Equivalents+Investments-Commitments)</b>		<b>97,229</b>
Cash/cash equivalents at the year end	168,260	
Other current investments > 90 days	0	
Non current assets - Investments	-	
<b>Less: Application of Cash and Investments</b>		
Unspent conditional transfers	61,874	
Unspent borrowing	-	
Other working capital requirements	-	
Other provisions	-	
Retention	9,156	
Reserves to be backed by cash/investments	-	
<b>Fixed Operating Commitments</b>		
Employee Related Costs	4,928	
Remuneration of councillors	966	
Operating lease(rent premises and machines etc)	-	
Contracted services	740	
Security Services	622	
Insurance	154	
Telephone costs	198	
Current portion of long term loan(if applicable). NB: include Finance charges	85	
Audit Fees	-	
Bank Charges	-	
Fuel and Oil	456	
Printing and Stationery	53	
Protective Clothing and Uniforms	11	
Ward committee expenses	-	
Other expenses	7,894	
<b>Total Fixed Operating Commitments</b>	<b>16,106</b>	
<b>Monthly Fixed Operating Commitments</b>	<b>16,106</b>	
<b>Cash Coverage Ratio*</b>		<b>6.0</b>

\* Cash Coverage Ratio Formula =


Net Cash (Cash equivalents+Investments-Commitments)  
Divided by:  
Monthly Fixed Operating Commitments

**DR NKOSAZANA DLAMANI-ZUMA MUNICIPALITY  
BANK RECONCILIATION STATEMENTS FOR THE MONTH ENDING  
30-Sep-20**

	2020 R
<b>CASHBOOK</b>	
<b>OPENING BALANCE AS PER CASH BOOK</b>	11 275 746.89
Primary account - 62026224999	10 028 763.43
Primary account - 52551036969	1 246 983.46
<b>TOTAL INCOME</b>	9 785 419.35
As per cash book (40301010011)	9 785 419.35
As per cash book (40301010541)	
<b>TOTAL PAYMENTS</b>	-18 609 774.25
As per cash book (40301010012)	-18 609 774.25
As per cash book (40301010542)	
<b>CLOSING BALANCE AS PER CASH BOOK</b>	<u>2 451 391.99</u>
<b>BANK</b>	
<b>CLOSING BALANCE AS PER BANK STATEMENT 4999</b>	1 088 926.05
<b>CLOSING BALANCE AS PER BANK STATEMENT 6969</b>	1 339 825.95
Outstanding Payments	-
Outstanding Deposits	92 822.23
Payments paid but not captured on system	-70 182.27
Receipts in bank but not captured in the system	
<b>RECONCILED BANK STATEMENT BALANCE</b>	<u>2 451 391.96</u>
<b>DIFFERENCE</b>	<u>0.03</u>

Prepared by :M.N Xaba


Signature:



Date : 07/10/2020

Approved by:K.M.B Mzimela

Signature:





Date: 07/10/2020

DR NKOSAZANA DLAMINI-ZUMA LOCAL MUNICIPALITY  
GRANTS SUMMARY SEPTEMBER 2020-2021

GRANT NAME	Vote Number	Original Budget 2020/2021	ROLL-OVER/OPENING BALANCE	TOTAL RECEIVED/ROLL OVER	TOTAL SPENT TO DATE	TOTAL UNSPENT TO DATE	TOTAL UNSPENT VS RECEIVED/ROLLOVER ALLOCATION	TB/GL Balance	Difference
<b>NATIONAL TREASURY GRANTS</b>									
MIG	30311071182	26,889,000.00	-	6,000,000.00	991,105.07	25,997,894.93	5,008,894.93	5,008,894.93	-
FMG	30311070012	2,000,000.00	-	2,000,000.00	346,231.83	1,653,768.17	1,653,768.17	1,653,768.17	-
EPWP	30311070282	2,513,000.00	-	629,000.00	629,000.00	1,884,000.00	3,930,000.00	3,930,000.00	-
ELECTRIFICATION GRANT	30311073082	6,000,000.00	-	3,930,000.00	-	6,000,000.00	-	-	-
<b>SUB-TOTAL</b>		<b>37,502,000.00</b>		<b>12,559,000.00</b>	<b>1,966,336.90</b>	<b>35,535,663.10</b>	<b>10,592,663.10</b>	<b>10,592,663.10</b>	
<b>ICZN PROVINCIAL GRANTS</b>									
LIBRARY SERVICE OPERATIONAL GRANT	30311073102	3,803,000.00	-	-	921,835.87	2,881,164.13	921,835.87	921,835.87	-
LIBRARY SERVICE CAPITAL GRANT	30311073202	-	2,409,049.79	-	-	2,409,049.79	2,409,049.79	2,409,049.79	-
CAPACITY BUILDING	30311073112	-	500,000.00	-	-	500,000.00	500,000.00	500,000.00	-
<b>SUB-TOTAL</b>		<b>3,803,000.00</b>			<b>921,835.87</b>	<b>5,790,213.92</b>	<b>1,987,213.92</b>	<b>1,987,213.92</b>	
<b>OTHER</b>									
ANTI CORRUPTION GRANT	30311073132	200,000.00	-	-	-	171,343.00	171,343.00	171,343.00	-
Tirhe Dedebe Restoration Grant	30311072942	25,447,500.00	-	16,714,200.28	5,166,882.66	20,280,907.34	11,547,517.25	11,547,517.25	-
BHIDLA HOUSING PROJECT		25,847,950.00	-	16,714,200.28	5,166,882.66	20,652,250.34	11,718,860.25	11,718,860.25	-
<b>TOTAL GRANTS</b>		<b>66,952,590.00</b>		<b>29,273,200.28</b>	<b>8,054,855.43</b>	<b>61,978,127.36</b>	<b>20,298,737.27</b>	<b>24,298,737.27</b>	
<b>SCHEDULE FOR HOUSING GRANTS</b>									
MUNICIPAL HOUSING GRANT									
<b>TOTALS FOR GRANTS</b>		<b>66,952,590.00</b>		<b>29,273,200.28</b>	<b>8,054,855.43</b>	<b>61,978,127.36</b>	<b>29,511,057.70</b>	<b>29,125,580.16</b>	<b>385,477.54</b>

0.12

PREPARED BY:  S. Jali

APPROVED BY:  M. M. M. M.

DATE: 05-10-2020

DATE: 05-10-2020

ANNEXURE F  
DR NKOSAZANA DLAMINI ZUMA MUNICIPALITY  
INVESTMENT REGISTER 2020/2021 AS AT 30 SEPTEMBER 2020

Vote Numbers	Description	Account number	Opening balance 01-Jul-20	Invested as at 30 September 2020	Withdrawals as at 30 September 2020	Bank Charges	Interest capitalised	Accruals as at 30-Sep-20	Closing Balance Bank statement 30-Sep-20	Closing Balance as per Main Ledger 30-Sep-20	%
4 030 101 687 0	FNB CALL DEPOSIT	74165605518	869 831 40	-	-	-	4 584,10	-	874 515,50	874 515,50	1%
4 030 101 608 0	FNB MONEY MARKET	62008452071	2 555 160,78	-	1 000 000,00	-	33 781,84	-	1 568 942,62	1 568 942,62	1%
4 030 101 299 0	FNB CALL DEPOSIT	62544294987	5 079 218,78	264 674,92	-	(55,50)	37 797,62	-	5 381 635,82	5 381 635,82	3%
4 030 101 384 0	FNB CALL DEPOSIT	62544297436	5 318 222,65	-	(284 674,92)	(55,50)	36 084,15	-	5 089 576,38	5 089 576,38	3%
4 030 101 779 0	FNB CALL ACCOUNT	62550105011	110 225,55	-	-	(55,50)	783,10	-	110 953,15	110 953,15	0%
4 030 101 183 0	FNB BUSINESS MONEY MARKET	62236519197	22 757 234,40	5 000 000,00	-	-	128 629,45	-	27 885 063,85	27 885 063,85	17%
4 030 101 771 0	FNB CALL DEPOSIT	62610888935	454 656,29	-	-	(285,00)	107 173,77	-	456 430,25	456 430,25	0%
4 030 101 004 0	FNB FIXED DEPOSIT	7485995742	-	20 000 000,00	9 000 000,00	-	107 173,77	-	11 107 173,77	11 107 173,77	7%
4 030 101 002 0	FNB FIXED DEPOSIT	7485995617	-	30 000 000,00	-	-	251 596,82	-	30 251 596,82	30 251 596,82	18%
4 030 101 186 0	FNB CALL DEPOSIT	62810887119	272 191,57	-	-	(285,00)	1 112,28	-	273 018,85	273 018,85	0%
4 030 101 331 0	NED BANK INVESTMENT	037881088635/000022	13 799 730,75	-	(13 836 592,90)	-	61 626,62	-	24 764,47	24 764,47	0%
4 030 101 403 0	NED BANK INVESTMENT	037881088635/000023	13 664 217,89	-	(13 700 717,10)	-	61 021,60	-	24 522,39	24 522,39	0%
4 030 101 091 0	NED BANK INVESTMENT	037881088635/000024	8 481 509,28	-	-	-	87 708,91	-	8 569 217,19	8 569 217,19	5%
4 030 101 192 0	NED BANK INVESTMENT	037881088635/000025	45 928 093,28	27 537 310,00	-	-	237 512,00	-	73 774 822,00	73 774 822,00	17%
4 030 101 436 0	INVESTEC BANK	1100540834-500	82 867,92	-	-	-	453 521,24	-	46 381 614,52	46 381 614,52	28%
4 030 101 042 0	STANDARD BANK	052070336	-	-	-	(680,00)	-	-	81 987,92	81 987,92	0%
<b>TOTAL</b>			<b>119 353 259,54</b>	<b>82 801 984,92</b>	<b>(37 801 984,92)</b>	<b>(1 416,50)</b>	<b>1 801 992,46</b>	<b>-</b>	<b>165 853 835,50</b>	<b>165 853 835,50</b>	<b>1,00</b>
<b>BALANCE AS PER AFS 2019/2020</b>			<b>119 353 259,54</b>								

Cash and Cash Equivalent		Cash and Cash Equivalent	
Accrued Interest		Primary account	1 088 926,05
Interest on Primary bank account	44 710,84	Money market	1 317 165,73
Interest on Money market	1 747,18		
<b>Total interest on investments</b>		<b>Cash and Cash Equivalent</b>	<b>168 259 927,28</b>

FNB 82 966 907,01  
 NED BANK 36 393 326,05  
 INVESTEC 46 381 614,52  
 STANDARD BANK 81 987,92  
**165 853 835,50**

INVESTMENT ANALYSIS



Prepared by: **S. Jali** Date: **05-10-2020**

Signature

Approved by: **P. Mtungwa** Date: **05-10-2020**

Signature

Main Ledger			Investment	Open Balance	Total Transaction	Balance
4 03	101	001 0	Specify (replace with acc	3,683,058.80	(2,374,829.44)	1,308,229.36
4 03	101	002 1	Specify (replace with acc	-	30,251,596.82	30,251,596.82
4 03	101	004 1	Specify (replace with acc	-	11,107,173.77	11,107,173.77
4 03	101	005 1	Specify (replace with acc	-	27,774,822.00	27,774,822.00
4 03	101	042 0	Specify (replace with acc	82,667.92	(680.00)	81,987.92
4 03	101	054 0	Specify (replace with acc	1,164,344.14		1,164,344.14
4 03	101	091 0	Specify (replace with acc	8,481,508.28	87,708.91	8,569,217.19
4 03	101	183 0	Specify (replace with acc	22,757,234.40	5,125,829.45	27,883,063.85
4 03	101	186 0	Specify (replace with acc	272,191.57	827.30	273,018.87
4 03	101	192 0	Specify (replace with acc	(0.01)		(0.01)
4 03	101	256 0	Cash on Hand	1,305.60	1,942.60	3,248.20
4 03	101	299 0	Specify (replace with acc	5,079,218.78	302,417.04	5,381,635.82
4 03	101	331 0	Specify (replace with acc	13,799,730.75	(13,774,966.28)	24,764.47
4 03	101	384 0	Specify (replace with acc	5,318,222.65	(228,646.27)	5,089,576.38
4 03	101	403 0	Specify (replace with acc	13,664,217.89	(13,639,695.50)	24,522.39
4 03	101	436 0	Specify (replace with acc	45,928,093.28	453,521.24	46,381,614.52
4 03	101	608 0	Specify (replace with acc	2,535,160.78	(966,218.16)	1,568,942.62
4 03	101	615 0	Specify (replace with acc	(9.91)		(9.91)
4 03	101	687 0	Specify (replace with acc	869,931.40	4,584.10	874,515.50
4 03	101	700 0	Specify (replace with acc	(0.01)		(0.01)
4 03	101	771 0	Specify (replace with acc	454,856.29	1,573.94	456,430.23
4 03	101	779 0	Specify (replace with acc	110,225.55	727.60	110,953.15
4 03	101	260 0	Cash on Hand	1,155.95		1,155.95
Main	Vote	Total:	101 Current Assets :Cash and	124,203,114.10	44,127,689.12	168,330,803.22



## Transaction History

**Nickname:** TOA  
**Selected Account:** 74165605518  
**Date:** 01 Oct 2020  
**Available Balance:** 874,515.50 CR

Date	Description	Service Fee	Amount	Balance
22 Sep 2020	INTEREST PAYMENT GENERATED		1,482.96 CR	874,515.50 CR
22 Aug 2020	INTEREST PAYMENT GENERATED		1,492.36 CR	873,032.54 CR
22 Jul 2020	INTEREST PAYMENT GENERATED		1,608.78 CR	871,540.18 CR
22 Jun 2020	INTEREST PAYMENT GENERATED		1,659.23 CR	869,931.40 CR
22 May 2020	INTEREST PAYMENT GENERATED		1,958.11 CR	868,272.17 CR
22 Apr 2020	INTEREST PAYMENT GENERATED		2,585.27 CR	866,314.06 CR
22 Mar 2020	INTEREST PAYMENT GENERATED		3,200.46 CR	863,728.79 CR
22 Feb 2020	INTEREST PAYMENT GENERATED		3,457.63 CR	860,528.33 CR
22 Jan 2020	INTEREST PAYMENT GENERATED		3,595.12 CR	857,070.70 CR
22 Dec 2019	INTEREST PAYMENT GENERATED		3,493.08 CR	853,475.58 CR
22 Nov 2019	INTEREST PAYMENT GENERATED		3,594.25 CR	849,982.50 CR
22 Oct 2019	INTEREST PAYMENT GENERATED		3,464.07 CR	846,388.25 CR
22 Sep 2019	INTEREST PAYMENT GENERATED		3,564.41 CR	842,924.18 CR
22 Aug 2019	INTEREST PAYMENT GENERATED		3,549.33 CR	839,359.77 CR
22 Jul 2019	INTEREST PAYMENT GENERATED		3,574.06 CR	835,810.44 CR
22 Jun 2019	INTEREST PAYMENT GENERATED		3,694.39 CR	832,236.38 CR
22 May 2019	INTEREST PAYMENT		3,559.85 CR	828,541.99 CR



**FNB**  
First National Bank

how can we help you?

Business Investment Desk Branch

P.O. Box 1153

Johannesburg, 2000

[info@fnb.co.za](mailto:info@fnb.co.za)

[fnb.co.za](http://fnb.co.za)

Branch Code 250155

Lost Cards 087-575-9444

Account Enquiries 087-320-4321

Copy Tax Invoice/Statement Number : 211

BBST211 119603  
DR NKOSAZANA DLAMINI ZUMA LOCAL  
MUNICIPALITY  
P O BOX 62  
CREIGHTON  
3263  
XABAN@NDZ.GOV.ZA

Customer VAT Registration Number Not Provided  
Bank VAT Registration Number 4210102051  
Product Money Market Investment  
Account Number 62008452071  
Statement Period 31 August 2020 - 30 September 2020  
Statement Date 30 September 2020

#### Account Transactions

Date	Description	Amount	Balance	Accrued Bank Charges
<b>Opening Balance as at 31 August 2020</b>		<b>ZAR</b>	<b>2,564,989.07 Cr</b>	
30 Sep	FNB OB Trf	1,000,000.00	1,564,989.07 Cr	
30 Sep	Int On Credit Balance	3,953.55 Cr	1,568,942.62 Cr	
<b>Closing Balance as at 30 September 2020</b>		<b>ZAR</b>	<b>1,568,942.62 Cr</b>	

Please contact us within 30 days from your statement date, should you wish to query an entry on this statement (incl. card transactions done during this statement period, but not yet reflecting). Should we not hear from you, we will assume that you have received the statement and that it is correct.

# Inclusive of VAT @ 15.00% = R 0.00  
Total VAT Charged : R 0.00

First National Bank - a division of FirstRand Bank Limited. Registration Number 1929/001225/06.  
An Authorised Financial Services and Credit Provider (NCRCP20).

On 24 July 2020, the Prime Lending Rate changed to 7.00%. This may impact the rate on any of your credit facilities.

Branch Number	Account Number	Date	DDA CE/CA/00/KY/KY/NA/B9/M6/DM/N	FNMMMA
878	62008452071	20/09/30	Money Market Investment	





how can we help you?

Business Investment Desk Branch  
 P.O. Box 1153  
 Johannesburg, 2000  
 info@fnb.co.za  
 fnb.co.za  
 Branch Code 250155  
 Lost Cards 087-575-9444  
 Account Enquiries 087-320-4321

Copy Tax Invoice/Statement Number : 65

BBST65 018827  
 DR NKOSAZANA DLAMINI ZUMA LOCAL  
 MUNICIPALITY  
 P O BOX 62  
 CREIGHTON  
 3263

Customer VAT Registration Number Not Provided  
 Bank VAT Registration Number 4210102051  
 Product Call Account  
 Account Number 62544294987  
 Statement Period 31 August 2020 - 30 September 2020  
 Statement Date 30 September 2020

## Account Transactions

Date	Description	Amount	Balance	Accrued Bank Charges
<b>Opening Balance as at 31 August 2020</b>		<b>ZAR</b>	<b>5,369,517.74 Cr</b>	
26 Sep	#Statement Fee	0.00	5,369,517.74 Cr	18.50
26 Sep	#Value Added Serv Fees	18.50	5,369,499.24 Cr	
30 Sep	Int On Credit Balance	12,136.58 Cr	5,381,635.82 Cr	
<b>Closing Balance as at 30 September 2020</b>		<b>ZAR</b>	<b>5,381,635.82 Cr</b>	

Please contact us within 30 days from your statement date, should you wish to query an entry on this statement (incl. card transactions done during this statement period, but not yet reflecting). Should we not hear from you, we will assume that you have received the statement and that it is correct.

# Inclusive of VAT @ 15.00% = R 2.41 Dr  
 Total VAT Charged : R 2.41 Dr

First National Bank - a division of FirstRand Bank Limited. Registration Number 1929/001225/06.  
 An Authorised Financial Services and Credit Provider (NCRCP20).

On 24 July 2020, the Prime Lending Rate changed to 7.00%. This may impact the rate on any of your credit facilities.

Branch Number	Account Number	Date	DDA PB/CA/00/KY/KY/MM/B9/C3/DM/N	FNMMA
878	62544294987	20/09/30	Call Account	

0 00031



how can we help you?

Business Investment Desk Branch

P.O. Box 1153  
Johannesburg, 2000

info@fnb.co.za

fnb.co.za

Branch Code 250155

Lost Cards 087-575-9444

Account Enquiries 087-320-4321

Copy Tax Invoice/Statement Number : 65

BBST65 018828  
DR NKOSAZANA DLAMINI ZUMA LOCAL  
MUNICIPALITY  
P O BOX 62  
CREIGHTON  
3263

Customer VAT Registration Number Not Provided  
Bank VAT Registration Number 4210102051  
Product Call Account  
Account Number 62544297436  
Statement Period 31 August 2020 - 30 September 2020  
Statement Date 30 September 2020

## Account Transactions

Date	Description	Amount	Balance	Accrued Bank Charges
<b>Opening Balance as at 31 August 2020</b>		<b>ZAR</b>	<b>5,078,116.95 Cr</b>	
26 Sep	#Statement Fee	0.00	5,078,116.95 Cr	18.50
26 Sep	#Value Added Serv Fees	18.50	5,078,098.45 Cr	
30 Sep	Int On Credit Balance	11,477.93 Cr	5,089,576.38 Cr	
<b>Closing Balance as at 30 September 2020</b>		<b>ZAR</b>	<b>5,089,576.38 Cr</b>	

Please contact us within 30 days from your statement date, should you wish to query an entry on this statement (incl. card transactions done during this statement period, but not yet reflecting). Should we not hear from you, we will assume that you have received the statement and that it is correct.

# Inclusive of VAT @ 15.00% = R 2.41 Dr  
Total VAT Charged : R 2.41 Dr

First National Bank - a division of FirstRand Bank Limited. Registration Number 1929/001225/06.  
An Authorised Financial Services and Credit Provider (NCRCP20).

On 24 July 2020, the Prime Lending Rate changed to 7.00%. This may impact the rate on any of your credit facilities.

Page 1 of 1

Delivery Method C1 R14  
PO/EM/NV/DDA PB  
878

Branch Number	Account Number	Date	DDA PB/CA/00/KY/KY/MM/B9/C3/DM/N	FNMMMA
878	62544297436	20/09/30	Call Account	

40990

CSFZENO:62544297436



how can we help you?

Business Investment Desk Branch

P.O. Box 1153

Johannesburg, 2000

[info@fnb.co.za](mailto:info@fnb.co.za)[fnb.co.za](http://fnb.co.za)

Branch Code 250155

Lost Cards 087-575-9444

Account Enquiries 087-320-4321

Copy Tax Invoice/Statement Number : 64

BBST64 018828  
 DR NKOSAZANA DLAMINI ZUMA LOCAL  
 MUNICIPALITY  
 BULWER COMMUNITY SERVICE CENTR  
 P O BOX 62  
 CREIGHTON  
 3263

Customer VAT Registration Number Not Provided  
 Bank VAT Registration Number 4210102051  
 Product Call Account  
 Account Number 62550105011  
 Statement Period 31 August 2020 - 30 September 2020  
 Statement Date 30 September 2020

## Account Transactions

Date	Description	Amount	Balance	Accrued Bank Charges
<b>Opening Balance as at 31 August 2020</b>		<b>ZAR</b>	<b>110,721.39 Cr</b>	
28 Sep	#Statement Fee	0.00	110,721.39 Cr	18.50
28 Sep	#Value Added Serv Fees	18.50	110,702.89 Cr	
30 Sep	Int On Credit Balance	250.26 Cr	110,953.15 Cr	
<b>Closing Balance as at 30 September 2020</b>		<b>ZAR</b>	<b>110,953.15 Cr</b>	

Please contact us within 30 days from your statement date, should you wish to query an entry on this statement (incl. card transactions done during this statement period, but not yet reflecting). Should we not hear from you, we will assume that you have received the statement and that it is correct.

# Inclusive of VAT @ 15.00% = R 2.41 Dr  
 Total VAT Charged : R 2.41 Dr

First National Bank - a division of FirstRand Bank Limited. Registration Number 1929/001225/06.  
 An Authorised Financial Services and Credit Provider (NCRCP20).

On 24 July 2020, the Prime Lending Rate changed to 7.00%. This may impact the rate on any of your credit facilities.

Branch Number	Account Number	Date	DDA PB/CA/00/KY/KY/MM/B9/C3/DM/N	FNMMMA
878	62550105011	20/09/30	Call Account	



0 00033

Business Investment Desk Branch

P.O. Box 1153

Johannesburg, 2000

info@fnb.co.za

fnb.co.za

Branch Code 250155

Lost Cards 087-575-9444

Account Enquiries 087-320-4321

how can we help you?

Copy Tax Invoice/Statement Number : 47

BBST47 119941  
 \*DR NKOSAZANA DLAMINI ZUMA LOCAL MUNICIPALITY  
 P O BOX 43  
 HIMEVILLE  
 3256  
 XABAN@NDZ.GOV.ZA

Customer VAT Registration Number Not Provided  
 Bank VAT Registration Number 4210102051  
 Product Money Market Investment  
 Account Number 62235619197  
 Statement Period 30 June 2020 - 30 September 2020  
 Statement Date 30 September 2020

Account Transactions

Date	Description	Amount	Balance	Accrued Bank Charges
<b>Opening Balance as at 30 June 2020</b>		<b>ZAR</b>	<b>22,757,234.40 Cr</b>	
18 Jul	Int On Credit Balance	40,214.84 Cr	22,797,449.24 Cr	
24 Jul	Cr.Int.Rate 1,90000	0.00	22,797,449.24 Cr	
07 Aug	FNB OB Trf FNB OB Trf Transfer From Prima	5,000,000.00 Cr	27,797,449.24 Cr	
18 Aug	Int On Credit Balance	40,692.24 Cr	27,838,141.48 Cr	
18 Sep	Int On Credit Balance	44,922.37 Cr	27,883,063.85 Cr	
<b>Closing Balance as at 30 September 2020</b>		<b>ZAR</b>	<b>27,883,063.85 Cr</b>	

Please contact us within 30 days from your statement date, should you wish to query an entry on this statement (incl. card transactions done during this statement period, but not yet reflecting). Should we not hear from you, we will assume that you have received the statement and that it is correct.

# Inclusive of VAT @ 15.00% = R 0.00  
 Total VAT Charged : R 0.00

First National Bank - a division of FirstRand Bank Limited. Registration Number 1929/001225/06.  
 An Authorised Financial Services and Credit Provider (NCRCP20).

On 24 July 2020, the Prime Lending Rate changed to 7.00%. This may impact the rate on any of your credit facilities.

Branch Number	Account Number	Date	DDA CE/CA/00/KY/KY/NA/B9/M6/DM/N	FNMMA
878	62235619197	20/09/30	Money Market Investment	



how can we help you?

BBST16 021449  
 \*DR NKOSAZANA DLAMINI ZUMA LOCAL  
 TITLE DEED HOUSING ACCOUNT  
 P O BOX 62  
 CREIGHTON  
 3263  
 MTUNGWAP@NDZ.GOV.ZA

☒ Commercial Account Services Customers  
 P O Box 1153  
 Johannesburg 2000  
**Street Address** 4 First Place, 6th Floor, Bankcity  
 info@fmb.co.za  
 fmb.co.za  
 (087) 575-9479  
 (087) 575-9479  
**Lost Cards** 0800-11-01-32  
**Account Enquiries** 011 352 5601  
**Branch Code** 210554  
**Officer Code One** MAN01  
**Officer Code Two** SUP01

Bank VAT Registration Number : 4210102051  
 Customer VAT Registration Number : Not Provided

**PUBLIC SECTOR CHEQUE ACCOUNT : 62810888935**

Copy Tax Invoice/Statement Number : 16

Statement Date : **30 September 2020**  
 Previous Statement Date : **31 August 2020**

**Updated Terms and Conditions**

Your transactional account terms and conditions have been amended. You may access the updated terms and conditions on our website.

Bank Charges		Statement Balances		Interest Rates	
Service Fee Rate	48.44 / 48.44 / 48.44	Opening Balance	455,925.67 Cr	Credit Rate	1.50%
		Closing Balance	456,430.25 Cr	Debit Rate	10.00%

Please contact us within 30 days from your statement date, should you wish to query an entry on this statement (incl. card transactions done during this statement period, but not yet reflecting). Should we not hear from you, we will assume that you have received the statement and that it is correct.

# Inclusive of VAT @ 15.00% = R 12.39 Dr  
 Total VAT Charged : R 12.39 Dr

**PUBLIC SECTOR CHEQUE ACCOUNT : 62810888935**

ZAR

Date	Description	Reference	Amount	Fee	Internal use
09 Sep	Bank Charges - Service Charges				
	#Service Fees		95.00 Dr		1 dda208
	Interest				
09 Sep	62810888935		599.58 Cr		2 dda208

**62810888935 Final balance as at end**

31 August 2020	455,925.67 Cr
9 September 2020	456,430.25 Cr

**Turnover for Statement Period**

No. Credit Transactions: 1	599.58 Cr
No. Debit Transactions: 1	95.00 Dr

First National Bank - a division of FirstRand Bank Limited. Registration Number 1929/001225/06.  
 An Authorised Financial Services and Credit Provider (NCRCP20).

Branch Number	Account Number	Date	DDA D1/AV/2E/XR/RK/PE/L7/WB/N	FNFCO
8208	62810888935	20/09/30	Public Sector Cheque Account	



**FNB**  
First National Bank

how can we help you?

50262  
\*DR NKOSAZANA DLAMINI ZUMA LOCAL  
P O BOX 62  
CREIGHTON  
3263

Business Investment Desk Branch  
1 First Place, Mezzanine Fl, Bank City  
P.O. Box 1153  
Johannesburg, 2000  
e-Mail ipp@fnb.co.za  
Web fnb.co.za  
Branch Code 00878

**Tax Invoice/Statement Number 3**

Customer VAT Reg. No. Not Provided  
Bank VAT Reg. No. 4210102051  
Product Fixed Deposits  
Account Number 74859954742  
Statement Period 31 August 2020 to 30 September 2020

Fixed Interest Rate 3.75% per annum  
Investment Period 7 Days  
Maturity Date 06 October 2020

Date	Description	Amount	Balance
<b>Opening Balance as at 31 August 2020</b>		<b>ZAR</b>	<b>11 067 319.62 Cr</b>
01 Sep 2020	Interest payment generated	7 959.38 Cr	11 075 279.00 Cr
08 Sep 2020	Interest payment generated	7 965.09 Cr	11 083 244.09 Cr
15 Sep 2020	Interest payment generated	7 970.83 Cr	11 091 214.92 Cr
22 Sep 2020	Interest payment generated	7 976.56 Cr	11 099 191.48 Cr
29 Sep 2020	Interest payment generated	7 982.29 Cr	11 107 173.77 Cr
<b>Closing Balance as at 30 September 2020</b>		<b>ZAR</b>	<b>11 107 173.77 Cr</b>

If there is an entry on your statement you wish to query, please contact your nearest FNB branch or FNB Telephone Banking Enquiries at 087 320 4321 as soon as possible, preferably within 30 days, in order that it may be investigated.

First National Bank - a Division of FirstRand Bank Limited. Reg No. 1929/001225/06.  
An Authorised Financial Services and Credit Provider (NCRCP20).

**The VAT rate has increased from 14% to 15% from 1 April 2018.**

# Inclusive of VAT @ 15.00%  
Total VAT included on this statement R0.00  
Total Bank Charges R0.00



**FNB**  
First National Bank

how can we help you?

50263

**\*DR NKOSAZANA DLAMINI ZUMA LOCAL**  
**P O BOX 62**  
**CREIGHTON**  
**3263**

Business Investment Desk Branch  
1 First Place, Mezzanine Fl, Bank City  
P.O. Box 1153  
Johannesburg, 2000

e-Mail ipp@fnb.co.za  
Web fnb.co.za  
Branch Code 00878

**Tax Invoice/Statement Number 3**

Customer VAT Reg. No. Not Provided  
Bank VAT Reg. No. 4210102051  
Product Fixed Deposits  
Account Number 74859955617  
Statement Period 31 August 2020 to 30 September 2020

Fixed Interest Rate 3.88% per annum  
Investment Period 63 Days  
Maturity Date 23 November 2020

Date	Description	Amount	Balance
<b>Opening Balance as at 31 August 2020</b>		<b>ZAR</b>	<b>30 147 058.72 Cr</b>
21 Sep 2020	Interest payment generated	75 623.69 Cr	30 222 682.41 Cr
30 Sep 2020	Interest payment generated	28 914.41 Cr	30 251 596.82 Cr
<b>Closing Balance as at 30 September 2020</b>		<b>ZAR</b>	<b>30 251 596.82 Cr</b>

If there is an entry on your statement you wish to query, please contact your nearest FNB branch or FNB Telephone Banking Enquiries at 087 320 4321 as soon as possible, preferably within 30 days, in order that it may be investigated.

First National Bank - a Division of FirstRand Bank Limited. Reg No. 1929/001225/06.  
An Authorised Financial Services and Credit Provider (NCRCP20).

**The VAT rate has increased from 14% to 15% from 1 April 2018.**

# Inclusive of VAT @ 15.00%  
Total VAT included on this statement R0.00  
Total Bank Charges R0.00



how can we help you?

BBST16 021448  
 \*DR NKOSAZANA DLAMINI ZUMA LOCAL  
 \*BHIDLA RURAL HOUSING PROJECT  
 P O BOX 62  
 CREIGHTON  
 3263  
 MTUNGWAP@NDZ.GOV.ZA

✉ Commercial Account Services Customers

P O Box 1153  
 Johannesburg 2000

Street Address 4 First Place, 6th Floor, Bankcity

☎ info@fnb.co.za

🌐 fnb.co.za

☎ (087) 575-9479

☎ (087) 575-9479

📠 Lost Cards 0800-11-01-32

Account Enquiries 011 352 5601

Branch Code 210554

Officer Code One MAN01

Officer Code Two SUP01

Bank VAT Registration Number : 4210102051  
 Customer VAT Registration Number : Not Provided

**PUBLIC SECTOR CHEQUE ACCOUNT : 62810887119**

Copy Tax Invoice/Statement Number : 16

Statement Date : **30 September 2020**  
 Previous Statement Date : **31 August 2020**

**Updated Terms and Conditions**

Your transactional account terms and conditions have been amended. You may access the updated terms and conditions on our website.

Bank Charges		Statement Balances		Interest Rates	
Service Fee Rate	48.44 / 48.44 / 48.44	Opening Balance	272,755.15 Cr	Credit Rate	1.50%
		Closing Balance	273,018.85 Cr	Debit Rate	10.00%

Please contact us within 30 days from your statement date, should you wish to query an entry on this statement (incl. card transactions done during this statement period, but not yet reflecting). Should we not hear from you, we will assume that you have received the statement and that it is correct.

# Inclusive of VAT @ 15.00% = R 12.39 Dr  
 Total VAT Charged : R 12.39 Dr

**PUBLIC SECTOR CHEQUE ACCOUNT : 62810887119**

ZAR

Date	Description	Reference	Amount	Fee	Internal use
09 Sep	Bank Charges - Service Charges				
	#Service Fees		95.00 Dr		1 dda208
	Interest				
09 Sep	62810887119		358.70 Cr		2 dda208

**62810887119 Final balance as at end**

31 August 2020	272,755.15 Cr
9 September 2020	273,018.85 Cr

**Turnover for Statement Period**

No. Credit Transactions: 1	358.70 Cr
No. Debit Transactions: 1	95.00 Dr

First National Bank - a division of FirstRand Bank Limited. Registration Number 1929/001225/06.  
 An Authorised Financial Services and Credit Provider (NCRCP20).

Branch Number	Account Number	Date	DDA D1/AV/2E/XR/XR/RK/PE/L7/WB/N	FNFCO
8208	62810887119	20/09/30	Public Sector Cheque Account	



## STATEMENT



003001000000000378810986353009202



THE INVESTMENT MANAGER  
DR NKOSAZANA DLAMINI ZUMA MUNICIPALITY  
P O BOX 62  
CREIGHTON  
UMZINTO  
3263

Branch	Domestic Treasury
Account Number	03/7881098635/000020
Date	30 September 2020
Statement Period	01 September 2020 to 01 October 2020
Type of Investment	Call Deposit
Statement Frequency	Month End

NEDBANK CONTACT DETAILS	
Business Banking	Nedbank Head Office, 135 Rivonia Road, Sandown, Sandton, 2196, South Africa 0860 115 060 business@nedbank.co.za

Based on the interest rates agreed between you and Nedbank, as well as the calculated balances, the applicable rate will be applied daily rounded to two decimals, based on the third digit after the decimal.

Transaction Date	Description and additional information	Movement	Rate	Days	Accrued interest	Amount
2020-09-01	Opening Balance				0.01	24 703.57
2020-09-30	Int Accrued On R24 703.57 From 2020-09-01 To 2020-09-30		3,0000	30	60.90	24 703.57
2020-10-01	Int Capitalised Effective 2020-10-01	60.90			-60.90	24 764.47
2020-10-01	Closing Balance				0.01	24 764.47

Yours sincerely  
NEDBANK LIMITED

This statement is electronically generated and requires no signature by Nedbank Limited.  
Please examine this statement soonest. If no error is reported within 30 days after receipt, the statement will be considered as being correct.  
Please note that month-end statements include transactions up to and including the last day of the month as well as interest transactions for the first day of the next month.

The investment is subject to the terms and conditions for investment accounts, available at <https://www.nedbank.co.za/content/nedbank/desktop/gt/en/corporates/investing/corporate-and-institutional-investments.html>  
This communication is produced and transmitted electronically. While we have taken all reasonable steps to ensure the accuracy, integrity and confidentiality of the information, Nedbank Limited will not be liable if the information contained in this communication is corrupted, inaccurate or fails to reach its intended destination. The information in this communication is confidential and intended solely for the addressee and may also be privileged or exempt from disclosure under applicable law. If you are not the addressee, or have received this email in error, please notify the sender immediately, delete it from your system and do not copy, disclose or otherwise act on any part of this communication. You should also treat any pages attached to this communication in line with the disclaimer.

## STATEMENT



00300100000000378810986353009202



THE INVESTMENT MANAGER  
DR NKOSAZANA DLAMINI ZUMA MUNICIPALITY  
P O BOX 62  
CREIGHTON  
UMZINTO  
3263

<b>Branch</b>	Domestic Treasury
<b>Account Number</b>	03/7881098635/000021
<b>Date</b>	30 September 2020
<b>Statement Period</b>	01 September 2020 to 01 October 2020
<b>Type of Investment</b>	Call Deposit
<b>Statement Frequency</b>	Month End
<b>NEDBANK CONTACT DETAILS</b>	
<b>Business Banking</b>	Nedbank Head Office, 135 Rivonia Road, Sandown, Sandton, 2196, South Africa 0860 115 060 business@nedbank.co.za

Based on the interest rates agreed between you and Nedbank, as well as the calculated balances, the applicable rate will be applied daily rounded to two decimals, based on the third digit after the decimal.

Transaction Date	Description and additional information	Movement	Rate	Days	Accrued interest	Amount
2020-09-01	Opening Balance				0.01	24 462.09
2020-09-30	Int Accrued On R24 462.09 From 2020-09-01 To 2020-09-30		3,0000	30	60.30	24 462.09
2020-10-01	Int Capitalised Effective 2020-10-01	60.30			-60.30	24 522.39
2020-10-01	Closing Balance				0.01	24 522.39

Yours sincerely  
NEDBANK LIMITED

This statement is electronically generated and requires no signature by Nedbank Limited.  
Please examine this statement soonest. If no error is reported within 30 days after receipt, the statement will be considered as being correct.  
Please note that month-end statements include transactions up to and including the last day of the month as well as interest transactions for the first day of the next month.

The investment is subject to the terms and conditions for investment accounts, available at <https://www.nedbank.co.za/content/nedbank/desktop/gt/en/corporates/investing/corporate-and-institutional-investments.html>  
This communication is produced and transmitted electronically. While we have taken all reasonable steps to ensure the accuracy, integrity and confidentiality of the information, Nedbank Limited will not be liable if the information contained in this communication is corrupted, inaccurate or fails to reach its intended destination. The information in this communication is confidential and intended solely for the addressee and may also be privileged or exempt from disclosure under applicable law. If you are not the addressee, or have received this email in error, please notify the sender immediately, delete it from your system and do not copy, disclose or otherwise act on any part of this communication. You should also treat any pages attached to this communication in line with the disclaimer.

Nedbank Limited Reg No 1951/000009/06, VAT Reg No 4320116074, Nedbank 135 Rivonia Campus, 135 Rivonia Road, Sandown, Sandton, 2196, South Africa.

Directors: V Naidoo (Chairman) MWT Brown (Chief Executive) HR Brody BA Dames NP Dongwana EM Kruger RAG Leith PM Makwana Prof T Marwala L Makalima  
Dr MA Matoane RK Morathi (Chief Financial Officer) MC Nkuhlu (Chief Operating Officer) S Subramoney IG Williamson  
Company Secretary: J Katzin 01.06.2020

## STATEMENT



00300100000000378810986353009202



THE INVESTMENT MANAGER  
DR NKOSAZANA DLAMINI ZUMA MUNICIPALITY  
P O BOX 62  
CREIGHTON  
UMZINTO  
3263

Branch	Domestic Treasury
Account Number	03/7881098635/000018
Date	30 September 2020
Statement Period	01 September 2020 to 01 October 2020
Type of Investment	Call Deposit
Statement Frequency	Month End
<b>NEDBANK CONTACT DETAILS</b>	
Business Banking	Nedbank Head Office, 135 Rivonia Road, Sandown, Sandton, 2196, South Africa 0860 115 060 business@nedbank.co.za

Based on the interest rates agreed between you and Nedbank, as well as the calculated balances, the applicable rate will be applied daily rounded to two decimals, based on the third digit after the decimal.

Transaction Date	Description and additional information	Movement	Rate	Days	Accrued interest	Amount
2020-09-01	Opening Balance					8 548 139.49
2020-09-30	Int Accrued On R8 548 139.49 From 2020-09-01 To 2020-09-30		3,0000	30	21 077.70	8 548 139.49
2020-10-01	Int Capitalised Effective 2020-10-01	21 077.70			-21 077.70	8 569 217.19
2020-10-01	Closing Balance					8 569 217.19

Yours sincerely  
**NEDBANK LIMITED**

This statement is electronically generated and requires no signature by Nedbank Limited.

Please examine this statement soonest. If no error is reported within 30 days after receipt, the statement will be considered as being correct.

Please note that month-end statements include transactions up to and including the last day of the month as well as interest transactions for the first day of the next month.

The investment is subject to the terms and conditions for investment accounts, available at <https://www.nedbank.co.za/content/nedbank/desktop/gt/en/corporates/investing/corporate-and-institutional-investments.html>

This communication is produced and transmitted electronically. While we have taken all reasonable steps to ensure the accuracy, integrity and confidentiality of the information, Nedbank Limited will not be liable if the information contained in this communication is corrupted, inaccurate or fails to reach its intended destination. The information in this communication is confidential and intended solely for the addressee and may also be privileged or exempt from disclosure under applicable law. If you are not the addressee, or have received this email in error, please notify the sender immediately, delete it from your system and do not copy, disclose or otherwise act on any part of this communication. You should also treat any pages attached to this communication in line with the disclaimer.

## STATEMENT



003001000000000378610986353009202



THE INVESTMENT MANAGER  
DR NKOSAZANA DLAMINI ZUMA MUNICIPALITY  
P O BOX 62  
CREIGHTON  
UMZINTO  
3263

Branch	Domestic Treasury
Account Number	03/7881098635/000027
Date	30 September 2020
Statement Period	22 September 2020 to 01 October 2020
Type of Investment	Call Deposit
Statement Frequency	Month End
<b>NEDBANK CONTACT DETAILS</b>	
Business Banking	Nedbank Head Office, 135 Rivonia Road, Sandown, Sandton, 2196, South Africa 0860 115 060 business@nedbank.co.za

Based on the interest rates agreed between you and Nedbank, as well as the calculated balances, the applicable rate will be applied daily rounded to two decimals, based on the third digit after the decimal.

Transaction Date	Description and additional information	Movement	Rate	Days	Accrued interest	Amount
2020-09-22	Opening Balance				2 281.17	27 754 291.47
2020-09-30	Int Accrued On R27 754 291.47 From 2020-09-23 To 2020-09-30		3,0000	8	18 249.36	27 754 291.47
2020-10-01	Int Capitalised Effective 2020-10-01	20 530.53			-20 530.53	27 774 822.00
2020-10-01	Closing Balance					27 774 822.00

Yours sincerely  
NEDBANK LIMITED

This statement is electronically generated and requires no signature by Nedbank Limited.

Please examine this statement soonest. If no error is reported within 30 days after receipt, the statement will be considered as being correct.

Please note that month-end statements include transactions up to and including the last day of the month as well as interest transactions for the first day of the next month.

The investment is subject to the terms and conditions for investment accounts, available at <https://www.nedbank.co.za/content/nedbank/desktop/gt/en/corporates/investing/corporate-and-institutional-investments.html>

This communication is produced and transmitted electronically. While we have taken all reasonable steps to ensure the accuracy, integrity and confidentiality of the information, Nedbank Limited will not be liable if the information contained in this communication is corrupted, inaccurate or fails to reach its intended destination. The information in this communication is confidential and intended solely for the addressee and may also be privileged or exempt from disclosure under applicable law. If you are not the addressee, or have received this email in error, please notify the sender immediately, delete it from your system and do not copy, disclose or otherwise act on any part of this communication. You should also treat any pages attached to this communication in line with the disclaimer.



## STATEMENT

003001000000000378810986352209202

THE INVESTMENT MANAGER  
DR NKOSAZANA DLAMINI ZUMA MUNICIPALITY  
P O BOX 62  
CREIGHTON  
UMZINTO  
3263

Branch	Domestic Treasury
Account Number	03/7881098635/000027
Date	22 September 2020
Statement Period	22 September 2020 to 22 September 2020
Type of Investment	Call Deposit
Statement Frequency	Month End

NEDBANK CONTACT DETAILS	
Business Banking	Nedbank Head Office, 135 Rivonia Road, Sandown, Sandton, 2196, South Africa 0860 115 060 business@nedbank.co.za

Based on the interest rates agreed between you and Nedbank, as well as the calculated balances, the applicable rate will be applied daily rounded to two decimals, based on the third digit after the decimal.

Transaction Date	Description and additional information	Movement	Rate	Days	Accrued interest	Amount
20-09-22	Opening Balance				0.0	0.0
2020-09-22	New Investment	27 754 291.47	3,0000			27 754 291.47
2020-09-22	Int Accrued On R27 754 291.47 From 2020-09-22 To 2020-09-22		3,0000	1	2 281.17	27 754 291.47
2020-09-22	Closing Balance				2 281.17	27 754 291.47

Yours sincerely  
**NEDBANK LIMITED**

This statement is electronically generated and requires no signature by Nedbank Limited.

Please examine this statement soonest. If no error is reported within 30 days after receipt, the statement will be considered as being correct.

Please note that month-end statements include transactions up to and including the last day of the month as well as interest transactions for the first day of the next month.

The investment is subject to the terms and conditions for investment accounts, available at

<https://www.nedbank.co.za/content/nedbank/desktop/gt/en/corporates/investing/corporate-and-institutional-investments.html>

This communication is produced and transmitted electronically. While we have taken all reasonable steps to ensure the accuracy, integrity and confidentiality of the information, Nedbank Limited will not be liable if the information contained in this communication is corrupted, inaccurate or fails to reach its intended destination. The information in this communication is confidential and intended solely for the addressee and may also be privileged or exempt from disclosure under applicable law. If you are not the addressee, or have received this email in error, please notify the sender immediately, delete it from your system and do not copy, disclose or otherwise act on any part of this communication. You should also treat any pages attached to this communication in line with the disclaimer.



## STATEMENT

003001000000000378810986352109202



THE INVESTMENT MANAGER  
DR NKOSAZANA DLAMINI ZUMA MUNICIPALITY  
P O BOX 62  
CREIGHTON  
UMZINTO  
3263

Branch	Domestic Treasury
Account Number	03/7881098635/000025
Date	21 September 2020
Statement Period	31 August 2020 to 21 September 2020
Due Date	21 September 2020
Period	62 days
Type of Investment	Fixed Deposit
Statement Frequency	Month End

**NEDBANK CONTACT DETAILS**

Business Banking	Nedbank Head Office, 135 Rivonia Road, Sandown, Sandton, 2196, South Africa 0860 115 060 business@nedbank.co.za
------------------	--

The interest rate for your investment, as agreed between you and Nedbank, is calculated to six decimals and rounded to two decimals for the full investment term.

The calculation for interim statements is the same and, as a result, the interest you see on interim statements may differ from the interest for the full investment term.

Transaction Date	Description and additional information	Movement	Rate	Days	Accrued interest	Amount
2020-08-31	Opening Balance				145 442.26	27 537 310.00
2020-09-21	Int Accrued On R27 537 310.00 From 2020-09-01 To 2020-09-20		4,5900	20	69 258.22	27 537 310.00
2020-09-21	Capital Due	-27 537 310.00				0.00
2020-09-21	Int Capitalised				-214 700.48	0.00
2020-09-21	Closing Balance					0.00

Yours sincerely  
**NEDBANK LIMITED**

This statement is electronically generated and requires no signature by Nedbank Limited.

Please examine this statement soonest. If no error is reported within 30 days after receipt, the statement will be considered as being correct.

Please note that month-end statements include transactions up to and including the last day of the month as well as interest transactions for the first day of the next month.

Investment is subject to the terms and conditions for investment accounts, available at

<https://www.nedbank.co.za/content/nedbank/desktop/gt/en/corporates/investing/corporate-and-institutional-investments.html>

This communication is produced and transmitted electronically. While we have taken all reasonable steps to ensure the accuracy, integrity and confidentiality of the information, Nedbank Limited will not be liable if the information contained in this communication is corrupted, inaccurate or fails to reach its intended destination. The information in this communication is confidential and intended solely for the addressee and may also be privileged or exempt from disclosure under applicable law. If you are not the addressee, or have received this email in error, please notify the sender immediately, delete it from your system and do not copy, disclose or otherwise act on any part of this communication. You should also treat any pages attached to this communication in line with the disclaimer.



## STATEMENT

003001000000000378810986352209202



THE INVESTMENT MANAGER  
DR NKOSAZANA DLAMINI ZUMA MUNICIPALITY  
P O BOX 62  
CREIGHTON  
UMZINTO  
3263

Branch	Domestic Treasury
Account Number	03/7881098635/000026
Date	22 September 2020
Statement Period	21 September 2020 to 22 September 2020
Due Date	22 September 2020
Period	1 day
Type of Investment	Fixed Deposit
Statement Frequency	Month End

**NEDBANK CONTACT DETAILS**

Business Banking	Nedbank Head Office, 135 Rivonia Road, Sandown, Sandton, 2196, South Africa 0860 115 060 business@nedbank.co.za
------------------	--

The interest rate for your investment, as agreed between you and Nedbank, is calculated to six decimals and rounded to two decimals for the full investment term.

The calculation for interim statements is the same and, as a result, the interest you see on interim statements may differ from the interest for the full investment term.

Transaction Date	Description and additional information	Movement	Rate	Days	Accrued interest	Amount
2020-09-21	Opening Balance				2 280.99	27 752 010.48
2020-09-22	Capital Due	-27 752 010.48				0.00
2020-09-22	Int Capitalised				-2 280.99	0.00
2020-09-22	Closing Balance					0.00

Yours sincerely  
**NEDBANK LIMITED**

This statement is electronically generated and requires no signature by Nedbank Limited.  
Please examine this statement soonest. If no error is reported within 30 days after receipt, the statement will be considered as being correct.  
Please note that month-end statements include transactions up to and including the last day of the month as well as interest transactions for the first day of the next month.

The investment is subject to the terms and conditions for investment accounts, available at <https://www.nedbank.co.za/content/nedbank/desktop/gt/en/corporates/investing/corporate-and-institutional-investments.html>  
This communication is produced and transmitted electronically. While we have taken all reasonable steps to ensure the accuracy, integrity and confidentiality of the information, Nedbank Limited will not be liable if the information contained in this communication is corrupted, inaccurate or fails to reach its intended destination. The information in this communication is confidential and intended solely for the addressee and may also be privileged or exempt from disclosure under applicable law. If you are not the addressee, or have received this email in error, please notify the sender immediately, delete it from your system and do not copy, disclose or otherwise act on any part of this communication. You should also treat any pages attached to this communication in line with the disclaimer.



## STATEMENT

003001000000000378810986352109202



THE INVESTMENT MANAGER  
DR NKOSAZANA DLAMINI ZUMA MUNICIPALITY  
P O BOX 62  
CREIGHTON  
UMZINTO  
3263

Branch	Domestic Treasury
Account Number	03/7881098635/000026
Date	21 September 2020
Statement Period	21 September 2020 to 21 September 2020
Due Date	22 September 2020
Period	1 day
Type of Investment	Fixed Deposit
Statement Frequency	Month End

## NEDBANK CONTACT DETAILS

Business Banking	Nedbank Head Office, 135 Rivonia Road, Sandown, Sandton, 2196, South Africa 0860 115 060 business@nedbank.co.za
------------------	--

The interest rate for your investment, as agreed between you and Nedbank, is calculated to six decimals and rounded to two decimals for the full investment term.

The calculation for interim statements is the same and, as a result, the interest you see on interim statements may differ from the interest for the full investment term.

Transaction Date	Description and additional information	Movement	Rate	Days	Accrued interest	Amount
2020-09-21	Opening Balance				0.0	0.0
2020-09-21	New Investment	27 752 010.48	3,0000			27 752 010.48
2020-09-21	Int Accrued On R27 752 010.48 From 2020-09-21 To 2020-09-21		3,0000	1	2 280.99	27 752 010.48
2020-09-21	Closing Balance				2 280.99	27 752 010.48

Yours sincerely

NEDBANK LIMITED

This statement is electronically generated and requires no signature by Nedbank Limited.

Please examine this statement soonest. If no error is reported within 30 days after receipt, the statement will be considered as being correct.

Please note that month-end statements include transactions up to and including the last day of the month as well as interest transactions for the first day of the next month.

The investment is subject to the terms and conditions for investment accounts, available at

<https://www.nedbank.co.za/content/nedbank/desktop/gt/en/corporates/investing/corporate-and-institutional-investments.html>

communication is produced and transmitted electronically. While we have taken all reasonable steps to ensure the accuracy, integrity and confidentiality of the information, Nedbank Limited will not be liable if the information contained in this communication is corrupted, inaccurate or fails to reach its intended destination. The information in this communication is confidential and intended solely for the addressee and may also be privileged or exempt from disclosure under applicable law. If you are not the addressee, or have received this email in error, please notify the sender immediately, delete it from your system and do not copy, disclose or otherwise act on any part of this communication. You should also treat any pages attached to this communication in line with the disclaimer.



Out of the Ordinary<sup>o</sup>

Investec Specialist Bank

1 OCT 2020

100 Grayston Drive  
Sandton, 2196

Investec Bank Limited

100 Grayston Drive Sandown Sandton 2196  
PO Box 785700 Sandton 2146 South Africa  
T +27 (0) 11 286 7000 F +27 (0) 11 286 9555  
www.investec.co.zaDr Nkosazana Dlamini Zuma Local Municipality  
PO Box 62  
Creighton  
3263ACCOUNT STATEMENT  
Tax invoice number  
Investec VAT numberPage 1 of 1  
20000029  
4620124729Statement date 30 Sep 2020  
Statement period 01 Sep - 30 Sep 2020  
Currency South African RandAccount number 1100540834500  
Account type Call Deposit  
Branch code 580105  
Electronic account number 50011313326

Date	Description	Amount	Capital		Rate%	Days	Interest	
			Balance				Amount	Balance
1SEP2020	OPENING BALANCE			0.00				
21SEP2020	INTEREST ADVISED				3.35CR	10	42,530.39CR	42,530.39CR
23SEP2020	Transfer VALUE DATE - 21SEP2020 deal number- 10444892 1100540834499	46,339,084.13CR	46,339,084.13CR					
30SEP2020	CLOSING BALANCE		46,339,084.13CR				ACCRUED	42,530.39CR
30SEP2020	INTEREST ACCRUED	42,530.39CR						
	CLOSING BALANCE INCLUDING INTEREST		46,381,614.52CR					

The SARB announced a decrease in the repo rate of 0.25% from 3.75% to 3.50%. Following this Investec has decreased its prime rate from 7.25% to 7.00% as of 24/07/2020.

Out of the Ordinary®



## Investec Specialist Bank

1 OCT 2020

100 Grayston Drive  
Sandton, 2196

## Investec Bank Limited

100 Grayston Drive Sandown Sandton 2196  
PO Box 785700 Sandton 2146 South Africa  
T +27 (0) 11 286 7000 F +27 (0) 11 286 9555  
www.investec.co.zaDr Nkosazana Dlamini Zuma Local Municipality  
PO Box 62  
Creighton  
3263ACCOUNT STATEMENT  
Tax invoice number  
Investec VAT numberPage 1 of 1  
20000027  
4620124729Statement date 30 Sep 2020  
Statement period 01 Sep - 30 Sep 2020  
Currency South African RandAccount number 1100540834450  
Account type Fixed Deposit  
Branch code 580105  
Electronic account number 50011313277

## Opening balance deal summary

Reference	Deal amount	Start	End	Rate %
DA 10394786	0.00	21JUL2020	21SEP2020	4.09

Date	Description	Amount	Capital		Rate%	Days	Interest	
			Balance	Balance			Amount	Balance
1SEP2020	OPENING BALANCE		46,235,466.02	CR				
21SEP2020	Fixed Dep Maturity INT PD ON MATURITY 103,618.11CR DA 10394786	46,235,466.02	DR				0.00	
30SEP2020	CLOSING BALANCE		0.00					

The SARB announced a decrease in the repo rate of 0.25% from 3.75% to 3.50%. Following this Investec has decreased its prime rate from 7.25% to 7.00% as of 24/07/2020.

NAME OF MUNICIPALITY:

Date	Payee	Amount in R'000	Description and Purpose	Authorised by (name)
1. Section 11(b) - Expenditure authorised by the MEC for finance in terms of section 26 (4) when a municipality has failed to approve a budget by 30 June;				
2. Section 11(c) - Unforeseeable and unavoidable expenditure authorised by the mayor in terms of section 29 (1);				
3. Section 11(d) - Payments from a trust, charitable or relief fund without budget appropriation in terms of section 12(4);				
4. Section 11(e) - Payments to a person or organ of state of money received by the municipality on behalf of that person or organ of state, including (i) money collected by the municipality on behalf of that person or organ of state by agreement; or (ii) any insurance or other payments received by the municipality for that person or organ of state;				
5. Section 11(f) - Refund money incorrectly paid into a bank account;				
6. Section 11(g) - Refund guarantees, sureties and security deposits;				
7. Section 11(h) - Payments for cash management and investment purposes in accordance with section 13;				
9/7/2020		30,000,000.00	Transfers from Primary Account to Money Market (FNB)	KMB Mzimela (CFO) and NC Vezi (MM)
21/7/2020		30,000,000.00	Transfers from Money market to FNB Fixed Deposit	KMB Mzimela (CFO) and NC Vezi (MM)
9/7/2020		20,000,000.00	Transfers from Primary Account to (FNB) Fixed Deposit	KMB Mzimela (CFO) and NC Vezi (MM)
19/08/2020		9,000,000.00	Transfers from Primary Account to (FNB) Fixed Deposit	KMB Mzimela (CFO) and NC Vezi (MM)
		5,000,000.00	Transfers from Primary Account to Money Market (FNB)	KMB Mzimela (CFO) and NC Vezi (MM)
30/09/2020		1,000,000.00	Transfers from Money market to Primary Account (FNB)	KMB Mzimela (CFO) and NC Vezi (MM)
8. Section 11(i) - To defray increased expenditure on a multi-year capital project in terms of section 31;				
9. Section 11(j) - Payments for such other purposes as may be prescribed from time-to-time.				

DISTRIBUTION	
1. Did the Accounting Officer table in Council a consolidated report of all withdrawals within 30 days after the end of the quarter;	YES / NO
2. Date the consolidated report was tabled; and	DATE : / /2020
3. Was the copy of the consolidated report of all withdrawals submitted to the Auditor General	YES / NO

  
CHIEF FINANCIAL OFFICER

  
MUNICIPAL MANAGER

**Instructions for completing this report:**

The Accounting Officer must include information motivating the non-budgetted withdrawals; action taken to rectify the breach and identify how funding will be sourced through an Adjustments Budget. This motivation can be additional report to council or incorporated into the table above by inserting additional space.  
This report must be tabled in Council within 30 days after the end of each quarter where a withdrawal occurs.

**Withdrawals that must be reported each quarter:**

**Distribution:**

1. Table this report in a full council meeting, including additional motivation on action taken to rectify, within 30 days after the end of each quarter (section 11(4))
2. Submit a copy to the relevant National Treasury, Provincial Treasury and the Auditor-General

**viii) COMPLIANCE CHECKLIST ON SECTION 75 REPORT FOR AUGUST 2020****Information to be placed on websites of the Municipality****The following information is included into our website as per section 75 of the MFMA**

1) The accounting officer of a municipality must place on the website referred to in section 21A of the Municipal Systems Act the following documents of the municipality:

b) All budget-related policies;

c) The annual report;

d) All performance agreements required in terms of section 57(1) (b) of the Municipal Systems Act

e) All service delivery agreements

f) All supply chain management contracts above a prescribed value;

g) An information statement containing a list of assets over a prescribed value that have been disposed of in terms of section 14(2) or (4) during the previous quarter;

h) All quarterly reports tabled in the council in terms of section 52(d);

i) Any other documents that must be placed on the website in terms of this Act or any other applicable legislation, or as may be prescribed.

Prepared by: S. Jali

Date: 06-10-2020

Reviewed by:



Date: 06-10-2020

# Municipal In-year reports & supporting tables

mSCOA Version 6.4

[Click for Instructions!](#)

**Accountability**

**Transparency**

**Information &  
service delivery**



**national treasury**

Department  
National Treasury  
REPUBLIC OF SOUTH AFRICA

**Contact details:**

Budget submission enquiries:

Elsabé Rossouw

National Treasury

Tel: (012) 315-5534

Electronic documents: [lgdocuments@treasury.gov.za](mailto:lgdocuments@treasury.gov.za)

## KZN436 Dr Nkosazana Dlamini Zuma - Contact Information

A. GENERAL INFORMATION			
Municipality	KZN436 Dr Nkosazana Dlamini Zuma	Set name on 'Instructions' sheet	
Grade	3	1 Grade in terms of the Remuneration of Public Office Bearers Act.	
Province	Kwazulu-Natal		
Web Address	<a href="http://www.ndz.gov.za">www.ndz.gov.za</a>		
E-mail Address	<a href="mailto:mailbox@ndz.gov.za">mailbox@ndz.gov.za</a>		
B. CONTACT INFORMATION			
<b>Postal address:</b>			
P.O. Box	P O Box 62		
City / Town	creighton		
Postal Code	3263		
<b>Street address</b>			
Building	Dr Nkosazani Dlamini Zuma Municipal building		
Street No. & Name	Main street		
City / Town	Creighton		
Postal Code	3263		
<b>General Contacts</b>			
Telephone number	039 833 1038		
Fax number	039 833 1179		
C. POLITICAL LEADERSHIP			
<b>Speaker:</b>		<b>Secretary/PA to the Speaker:</b>	
ID Number	771215 5474 086	ID Number	8904300332082
Title	Mr	Title	Miss
Name	Mduduzi B Banda	Name	N Dlamini
Telephone number	039 833 1038	Telephone number	033 702 3000
Cell number	076 887 1193	Cell number	082 777 8903
Fax number	039 833 1179	Fax number	337021148
E-mail address	<a href="mailto:speaker@ndz.gov.za">speaker@ndz.gov.za</a>	E-mail address	<a href="mailto:mayorspa@kwasani.gov.za">mayorspa@kwasani.gov.za</a>
<b>Mayor/Executive Mayor:</b>		<b>Secretary/PA to the Mayor/Executive Mayor:</b>	
ID Number	690612 0827 086	ID Number	8512050583083
Title	Ms	Title	Miss
Name	Patricia N Mncwabe	Name	A Hlongwane
Telephone number	039 833 1038	Telephone number	039 833 1038
Cell number	078 290 7707	Cell number	063 515 4771
Fax number	039 833 1179	Fax number	039 833 1539
E-mail address	<a href="mailto:mnwabep@ndz.gov.za">mnwabep@ndz.gov.za</a>	E-mail address	<a href="mailto:mayorpa@ndz.gov.za">mayorpa@ndz.gov.za</a>
<b>Deputy Mayor/Executive Mayor:</b>		<b>Secretary/PA to the Deputy Mayor/Executive Mayor:</b>	
ID Number	830404 5720 081	ID Number	8512050583083
Title	Mr	Title	Miss
Name	Philane P Shange	Name	S Nzimande
Telephone number	039 833 1038	Telephone number	039 833 1038
Cell number	073 053 1189	Cell number	063 515 4771
Fax number	039 833 1179	Fax number	039 833 1539
E-mail address	<a href="mailto:deputymayor@ndz.gov.za">deputymayor@ndz.gov.za</a>	E-mail address	<a href="mailto:nzimandes@ndz.gov.za">nzimandes@ndz.gov.za</a>
D. MANAGEMENT LEADERSHIP			
<b>Municipal Manager:</b>		<b>Secretary/PA to the Municipal Manager:</b>	
ID Number	690127 5582 081	ID Number	880713 0737 083
Title	Mr	Title	Miss
Name	Nkosiyezwe C Vezi	Name	S Mbatha
Telephone number	039 833 1038	Telephone number	039 833 1038
Cell number	073 976 6682	Cell number	060 993 2867
Fax number	039 833 1179	Fax number	039 833 1539
E-mail address	<a href="mailto:municipalmanager@ndz.gov.za">municipalmanager@ndz.gov.za</a>	E-mail address	<a href="mailto:executivesupport@ndz.gov.za">executivesupport@ndz.gov.za</a>
<b>Chief Financial Officer</b>		<b>Secretary/PA to the Chief Financial Officer</b>	
ID Number	840531 5489 081	ID Number	8703040833080
Title	Mr	Title	Miss
Name	K M.B MZIMELA	Name	Penny Mbele
Telephone number	039 833 1038	Telephone number	039 833 1038
Cell number	080 544 5411	Cell number	0781786790
Fax number	039 833 1199	Fax number	039 833 1539
E-mail address	<a href="mailto:cfo@ndz.gov.za">cfo@ndz.gov.za</a>	E-mail address	<a href="mailto:mbelepenny83@gmail.com">mbelepenny83@gmail.com</a>
<b>Official responsible for submitting financial information</b>		<b>Official responsible for submitting financial information</b>	
ID Number	810926 5730 086	ID Number	841016 0917 087
Title	Mr	Title	Miss
Name	Phillip Mtungwa	Name	Nokuthula Khuboni
Telephone number	039 833 1038	Telephone number	039 833 1038
Cell number	079 406 1647	Cell number	072 770 0153
Fax number	039 833 1179	Fax number	039 833 1179
E-mail address	<a href="mailto:senioraccountant@kwasani.gov.za">senioraccountant@kwasani.gov.za</a>	E-mail address	<a href="mailto:khubonin@ndz.gov.za">khubonin@ndz.gov.za</a>
<b>Official responsible for submitting financial information</b>		<b>Official responsible for submitting financial information</b>	
ID Number	900213 0867 085	ID Number	851124 5421 084
Title	Miss	Title	Mr
Name	Nompumelelo Xaba	Name	Sbusiso Jali
Telephone number	039 833 1038	Telephone number	039 833 1038
Cell number	078 968 5714	Cell number	079 309 2106
Fax number	039 833 1179	Fax number	039 833 1179
E-mail address	<a href="mailto:xaban@ndz.gov.za">xaban@ndz.gov.za</a>	E-mail address	<a href="mailto:jalis@ndz.gov.za">jalis@ndz.gov.za</a>

## Preparation Instructions

Municipality Name: KZN436 Dr Nkosazana Dlamini Zuma ▼

CFO Name: K.M.B Mzimela

Tel: 0390833 1038 Fax: 039 833 1159

E-Mail: cfo@ndz.gov.za

Reporting period: M03 September ▼

MTREF: 2020 ▼

Budget Year: 2020/21

Does this municipality have Entities? No ▼

If YES: Identify type of report: M03 September ▼

## Name Votes &amp; Sub-Votes

## Printing Instructions

Showing / Hiding Columns

Hide Reference columns on all sheets

Hide Pre-audit columns on all sheets

Showing / Clearing Highlights

Clear Highlights on all sheets

Importants documents which  
provide essential assistance[MFMA Budget Circular 2011/12](#) [Click to view](#)[MBRR Budget Formats Guide](#) [Click to view](#)[Dummy Budget Guide](#) [Click to view](#)[Funding Compliance Guide](#) [Click to view](#)[MFMA Return Forms](#) [Click to view](#)

Organisational Structure Votes	Complete Votes & Sub-Votes	Select Org. Structure
Vote 1 - Executive and Council	Vote 1 Municipal Manager and Council	1.1 - Municipal Manager and Council
Vote 2 - Budget and Treasury	2.1 - Internal Audit	2.1 - Internal Audit
Vote 3 - Corporate Services	3.1 - (Name of sub-vote)	
Vote 4 - Community Services	4.1 - (Name of sub-vote)	
Vote 5 - Public Works and Waste Services	5.1 - (Name of sub-vote)	
Vote 6 - Planning and Development	6.1 - (Name of sub-vote)	
Vote 7 - (NAME OF VOTE 7)	7.1 - (Name of sub-vote)	
Vote 8 - (NAME OF VOTE 8)	8.1 - (Name of sub-vote)	
Vote 9 - (NAME OF VOTE 9)	9.1 - (Name of sub-vote)	
Vote 10 - (NAME OF VOTE 10)	10.1 - (Name of sub-vote)	
Vote 11 - (NAME OF VOTE 11)	11.1 - (Name of sub-vote)	
Vote 12 - (NAME OF VOTE 12)	12.1 - (Name of sub-vote)	
Vote 13 - (NAME OF VOTE 13)	13.1 - (Name of sub-vote)	
Vote 14 - (NAME OF VOTE 14)	14.1 - (Name of sub-vote)	
Vote 15 - (NAME OF VOTE 15)	15.1 - (Name of sub-vote)	
	Vote 2 Budget and Treasury	2.1 - Budget and Treasury
	Vote 3 Corporate Services	3.1 - Corporate services admin and auxiliary services 3.2 - Human Resources
	Vote 4 Community Services	4.1 - Community Services Administration 4.2 - Traffic and Protection Services 4.3 - Disaster Management 4.4 - Municipal House 4.5 - Sportfields 4.6 - Libraries 4.7 - Community Programmes 4.8 - LED and Illumination 4.9 - (Name of sub-vote) 4.10 - (Name of sub-vote)
	Vote 5 Public Works and Waste Services	5.1 - Roadz 5.2 - Recycling 5.3 - Waste Management 5.4 - (Name of sub-vote) 5.5 - (Name of sub-vote) 5.6 - (Name of sub-vote) 5.7 - (Name of sub-vote) 5.8 - (Name of sub-vote) 5.9 - (Name of sub-vote) 5.10 - (Name of sub-vote)
	Vote 6 Planning and Development	6.1 - Planning and Development
	Vote 7 (NAME OF VOTE 7)	
	Vote 8 (NAME OF VOTE 8)	
	Vote 9 (NAME OF VOTE 9)	
	Vote 10 (NAME OF VOTE 10)	
	Vote 11 (NAME OF VOTE 11)	
	Vote 12 (NAME OF VOTE 12)	
	Vote 13 (NAME OF VOTE 13)	
	Vote 14 (NAME OF VOTE 14)	
	Vote 15 (NAME OF VOTE 15)	



KZN436 Dr Nkosazana Dlamini Zuma - Table C1 Monthly Budget Statement Summary - M03 September

Description	2019/20	Budget Year 2020/21							
	Audited Outcome	Original Budget	Adjusted Budget	Monthly actual	YearTD actual	YearTD budget	YTD variance	YTD variance %	Full Year Forecast
<b>R thousands</b>									
<b>Financial Performance</b>									
Property rates	33 027	34 425	28 649	2 978	8 958	7 162	1 796	25%	28 649
Service charges	3 423	3 608	3 608	300	901	902	(1)	-0%	3 608
Investment revenue	8 172	8 090	8 090	637	1 439	2 022	(583)	-29%	8 090
Transfers and subsidies	135 794	143 638	168 273	134	61 177	42 068	19 109	45%	168 273
Other own revenue	14 291	14 221	5 839	156	1 399	1 760	(360)	-20%	5 839
<b>Total Revenue (excluding capital transfers and contributions)</b>	<b>194 708</b>	<b>203 982</b>	<b>214 459</b>	<b>4 205</b>	<b>73 875</b>	<b>53 915</b>	<b>19 960</b>	<b>37%</b>	<b>214 459</b>
Employee costs	58 107	70 219	70 219	4 928	14 281	17 555	(3 274)	-19%	70 219
Remuneration of Councillors	11 598	11 901	11 901	966	2 899	2 975	(76)	-3%	11 901
Depreciation & asset impairment	27 433	41 625	41 625	6 641	6 641	10 406	(3 765)	-36%	41 625
Finance charges	177	291	291	85	99	73	26	36%	291
Materials and bulk purchases	1 963	3 998	3 698	156	410	925	(515)	-56%	3 698
Transfers and subsidies	1 496	1 990	1 990	96	263	498	(214)	-43%	1 990
Other expenditure	67 548	73 251	77 815	3 345	8 529	19 451	(10 922)	-56%	77 815
<b>Total Expenditure</b>	<b>168 322</b>	<b>203 276</b>	<b>207 541</b>	<b>16 218</b>	<b>33 142</b>	<b>51 882</b>	<b>(18 740)</b>	<b>-36%</b>	<b>207 541</b>
<b>Surplus/(Deficit)</b>	<b>26 386</b>	<b>706</b>	<b>6 918</b>	<b>(12 013)</b>	<b>40 733</b>	<b>2 033</b>	<b>38 700</b>	<b>1904%</b>	<b>6 918</b>
Transfers and subsidies - capital (monetary allocation)	31 240	26 989	26 989	991	991	6 747	(5 756)	-85%	26 989
Contributions & Contributed assets	-	-	-	-	-	-	-	-	-
<b>Surplus/(Deficit) after capital transfers &amp; contributions</b>	<b>57 626</b>	<b>27 695</b>	<b>33 907</b>	<b>(11 022)</b>	<b>41 724</b>	<b>8 780</b>	<b>32 944</b>	<b>375%</b>	<b>33 907</b>
Share of surplus/ (deficit) of associate	-	-	-	-	-	-	-	-	-
<b>Surplus/ (Deficit) for the year</b>	<b>57 626</b>	<b>27 695</b>	<b>33 907</b>	<b>(11 022)</b>	<b>41 724</b>	<b>8 780</b>	<b>32 944</b>	<b>375%</b>	<b>33 907</b>
<b>Capital expenditure &amp; funds sources</b>									
Capital expenditure	77 267	101 077	119 671	5 967	6 701	29 913	(23 212)	-78%	119 671
Capital transfers recognised	33 514	27 074	26 989	882	902	6 747	(5 845)	-87%	26 989
Public contributions & donations	-	-	-	-	-	-	-	-	-
Borrowing	-	-	-	-	-	-	-	-	-
Internally generated funds	44 351	74 003	92 682	5 084	5 798	23 166	(17 368)	-75%	92 682
<b>Total sources of capital funds</b>	<b>77 865</b>	<b>101 077</b>	<b>119 671</b>	<b>5 967</b>	<b>6 701</b>	<b>29 913</b>	<b>(23 212)</b>	<b>-78%</b>	<b>119 671</b>
<b>Financial position</b>									
Total current assets	10 428	96 446	116 468		47 929				116 468
Total non current assets	49 506	503 813	521 279		60				521 279
Total current liabilities	1 678	51 123	44 463		6 265				44 463
Total non current liabilities	1 055	17 397	17 397		-				17 397
<b>Community wealth/Equity</b>	<b>(425)</b>	<b>531 610</b>	<b>575 886</b>		<b>-</b>				<b>575 886</b>
<b>Cash flows</b>									
Net cash from (used) operating	(1 786)	66 006	80 877	(7 547)	59 356	20 096	(39 260)	-195%	80 372
Net cash from (used) investing	(13 185)	(92 496)	(118 471)	-	-	(29 613)	(29 613)	100%	(118 471)
Net cash from (used) financing	515	(678)	(678)	-	11	-	(11)	#DIV/0!	(678)
<b>Cash/cash equivalents at the month/year end</b>	<b>(14 455)</b>	<b>61 623</b>	<b>83 414</b>	<b>-</b>	<b>59 366</b>	<b>112 168</b>	<b>52 802</b>	<b>47%</b>	<b>(38 777)</b>
<b>Debtors &amp; creditors analysis</b>									
	0-30 Days	31-60 Days	61-90 Days	91-120 Days	121-150 Dys	151-180 Dys	181 Dys-1 Yr	Over 1Yr	Total
<b>Debtors Age Analysis</b>									
Total By Income Source	3 049	2 671	2 249	1 997	60 617	-	-	-	70 584
<b>Creditors Age Analysis</b>									
Total Creditors	-	-	-	-	-	-	-	-	-

## KZN436 Dr Nkosazana Dlamini Zuma - Table C2 Monthly Budget Statement - Financial Performance (functional classification) - M03 September

Description	Ref	2019/20	Budget Year 2020/21							
		Audited Outcome	Original Budget	Adjusted Budget	Monthly actual	YearTD actual	YearTD budget	YTD variance	YTD variance %	Full Year Forecast
<b>R thousands</b>										
<b>Revenue - Functional</b>										
<b>Governance and administration</b>		180 784	191 341	202 802	3 867	72 368	50 700	21 668	43%	202 802
Executive and council		-	-	-	-	-	-	-	-	-
Finance and administration		180 784	191 341	202 802	3 867	72 368	50 700	21 668	43%	202 802
Internal audit		-	-	-	-	-	-	-	-	-
<b>Community and public safety</b>		11 307	6 397	5 413	28	127	1 653	(1 526)	-92%	5 413
Community and social services		10 051	3 804	3 804	-	-	-	-	-	-
Sport and recreation		95	-	-	-	-	1 251	(1 251)	-100%	3 804
Public safety		1 161	2 154	1 409	28	127	352	(225)	-64%	1 409
Housing		-	439	200	-	-	50	(50)	-100%	200
Health		-	-	-	-	-	-	-	-	-
<b>Economic and environmental services</b>		30 434	29 625	29 625	1 001	1 470	7 406	(5 937)	-80%	29 625
Planning and development		112	123	123	-	0	31	(31)	-100%	123
Road transport		30 322	29 502	29 502	1 001	1 470	7 375	(5 906)	-80%	29 502
Environmental protection		-	-	-	-	-	-	-	-	-
<b>Trading services</b>		3 423	3 608	3 608	300	901	902	(1)	0%	3 608
Energy sources		-	-	-	-	-	-	-	-	-
Water management		-	-	-	-	-	-	-	-	-
Waste water management		-	-	-	-	-	-	-	-	-
Waste management		3 423	3 608	3 608	300	901	902	(1)	0%	3 608
<b>Other</b>	4	-	-	-	-	-	-	-	-	-
<b>Total Revenue - Functional</b>	2	225 948	230 971	241 448	5 196	74 866	60 662	14 204	23%	241 448
<b>Expenditure - Functional</b>										
<b>Governance and administration</b>		101 621	125 209	125 309	11 326	20 248	31 325	(11 076)	-35%	125 309
Executive and council		20 136	22 265	22 265	1 483	4 444	5 566	(1 123)	-20%	22 265
Finance and administration		80 360	101 411	101 511	9 819	15 624	25 375	(9 752)	-38%	101 511
Internal audit		1 125	1 532	1 532	25	181	383	(202)	-53%	1 532
<b>Community and public safety</b>		21 489	27 265	27 430	1 482	4 256	6 857	(2 601)	-38%	27 430
Community and social services		11 524	16 336	16 636	665	2 131	4 159	(2 028)	-49%	16 636
Sport and recreation		205	-	-	10	31	-	31	#DIV/0!	-
Public safety		9 502	10 169	10 021	762	2 007	2 505	(498)	-20%	10 021
Housing		258	760	521	45	87	130	(43)	-33%	521
Health		-	-	252	-	-	63	(63)	-100%	252
<b>Economic and environmental services</b>		27 635	39 982	39 982	2 568	6 422	9 995	(3 573)	-36%	39 982
Planning and development		6 714	17 661	17 661	711	1 482	4 415	(2 934)	-66%	17 661
Road transport		20 921	22 320	22 320	1 857	4 941	5 580	(639)	-11%	22 320
Environmental protection		-	-	-	-	-	-	-	-	-
<b>Trading services</b>		15 810	6 711	10 711	667	1 623	2 678	(1 054)	-39%	10 711
Energy sources		10 990	-	4 000	-	-	1 000	(1 000)	-100%	4 000
Water management		-	-	-	-	-	-	-	-	-
Waste water management		-	-	-	-	-	-	-	-	-
Waste management		4 820	6 711	6 711	667	1 623	1 678	(54)	-3%	6 711
<b>Other</b>		1 768	4 110	4 110	174	592	1 027	(435)	-42%	4 110
<b>Total Expenditure - Functional</b>	3	168 322	203 276	207 541	16 218	33 142	51 882	(18 740)	-36%	207 541
<b>Surplus/ (Deficit) for the year</b>		57 626	27 695	33 907	(11 022)	41 724	8 780	32 944	375%	33 907

**References**

- Government Finance Statistics Functions and Sub-functions are standardised to assist the compilation of national and international accounts for comparison purposes
- Total Revenue by functional classification must reconcile to Total Operating Revenue shown in the Financial Performance Statement
- Total Expenditure by functional classification must reconcile to total operating expenditure shown in 'Financial Performance Statement'
- All amounts must be classified under a functional classification (modified GFS). The GFS function 'Other' is only for Abbatoirs, Air Transport, Licensing and Regulation, Markets and Tourism - and if used must be supported by footnotes. Nothing else may be placed under 'Other'. Assign associate share to relevant classification

K21435 Dr Moosana Dlamini Zuma - Table C2 Monthly Budget Statement - Financial Performance (Functional classification) - M3 September		2024/25		Budget Year 2025/26							
3. Division	Description	Rur	Actual Outcomes	Original Budget	Adjusted Budget	Monthly actual	YearTD actual	YearTD budget	YTD variance	YTD variance %	Full Year Forecast
<b>Revenue Function</b>		1									
Municipal governance and administration			189 794	191 561	202 602	7 887	82 682	94 791	(12 109)	(14%)	202 602
Executive and support											
Mayor and Council											
Municipal Manager/ Town Secretary and Chief Executive											
Finance and administration											
Administrative and Corporate Support			200 769	191 341	202 602	7 927	82 789	94 791	(12 002)	(14%)	202 602
Asset Management											
Finance			140 704	151 234	202 557	7 667	72 308	56 674	15 634	(21%)	202 557
Fleet Management											
Human Resources											
Information Technology											
Labour Services				100	100						100
Marketing, Customer Relations, Public and Media Co-ordination											
Procurement Services											
Risk Management											
Security Services											
Supply Chain Management											
Valuation Services											
Internal audit											
Governance Function											
Compliance and public safety			11 947	6 217	9 412	88	127	1 002	(875)	(68%)	9 412
Community and social services			11 947	6 214	9 386			1 002	(1 002)	(100%)	9 386
Aged Care											
Agriculture											
Animal Care and Diseases											
Cemeteries, Funerals, Parades and Crematoriums											
Child Care, Facilities											
Community Halls and Facilities											
Consumer Protection											
Cultural Matters			23								
Disaster Management											
Education											
Indigenous and Customary Law											
Industrial Promotion											
Language Policy											
Libraries and Archives			1 168	3 300	3 300						3 300
Library Programmes											
Media Services											
Museums and Art Galleries			2 275								
Recreation Development											
Provincial Cultural Matters											
Theatres											
Zoo's											
Sport and Recreation											
Beaches and Jetties											
Casinos, Racino, Gambling, Wagering											
Community Parks (including Museums)											
Recreational Facilities											
Sports Grounds and Stadiums			35								
Public safety			1 181	2 194	1 448	29	127	912	(785)	(67%)	1 448
Child Defence											
Crematorium											
Control of Public Nuisances											
Fire and Rescue											
Fire Fighting and Protection			148	745							
Licencing and Control of Animals											
Police Forces, Traffic and Street Parking Control			111	1 409	1 409	38	111	382	(291)	(26%)	1 409
Parks											
Housing				438	256						256
Mortgage				438	256						256
Mortgage Servicing											
Hulls											
Ambulance											
Health Services											
Laboratory Services											
Food Control											
Health Surveillance and Prevention of Communicable Diseases including											
Vector Control											
Chemical Safety											
Economic and employment services			38 446	28 031	38 415	1 001	1 076	1 466	(390)	(36%)	38 415
Planning and development			112	101	101						101
Biblical											
Concrete Wide Strategic Planning (NDP, LED)											
Central City Improvement District											
Development Facilitation											
Economic Development/Promotion											
Physical Planning and Development											
Town Planning, Building Regulations and Enforcement, and City Engineer			112	101	101						101
Project Management Unit											
Promotional/Publishing											
Support to Local Municipalities											
Transport											
Public Transport			38 334	28 002	28 002	1 001	1 076	7 275	(6 200)	(61%)	28 002
Road and Traffic Regulation			9								
Roads			39								
Trafic Signs			30 294	28 002	28 002	991	1 076	7 275	(6 200)	(61%)	28 002
Cemeterial/Graves											
Biodiversity and Landscape											
Climate Protection											
Indigenous Forests											
Nature Conservation											
Pollution Control											
Soil Conservation											
Trading Sectors			3 472	1 689	3 486	300	801	801			801
Electricity											
Street Lighting and Street Systems											
Non-hazardous Energy											
Water management											
Water Treatment											
Water Distribution											
Water Storage											
Waste water management											
Public Toilet											
Stormage											
Storm Water Management											
Waste Water Treatment											
Waste management			3 472	1 688	3 486	300	801	801			801
Recycling											
Solid Waste Disposal (Landfill/ Seal)											
Solid Waste Removal			3 472	1 688	3 486	300	801	801			801
Street Cleaning											
Other											
Audiobooks											
Air Transport											
Family											
Language and Population											
Marketing											
Tourism											
<b>Total Revenue - Functional</b>		2	221 448	220 111	221 488	9 196	24 888	26 807	(1 919)	(8%)	241 448

Description	Ref	Budget Year 2021								
		2020 Actual	Original Budget	Adjusted Budget	Monthly actual	YTD actual	YTD budget	YTD variance	YTD variance %	Full Year Forecast
<b>Revenues</b>										
<b>Expenditure - Functional</b>										
Municipal governance and administration		181 621	125 299	125 299	11 225	20 240	31 925	(11 475)	(6)	125 299
Executive and Council		70 128	22 255	22 255	1 483	4 446	5 580	(1 125)	(5)	22 255
Municipal Manager		12 045	12 045	12 045	3 816	7 006	7 006	(1 165)	(10)	12 045
Mayor and Council		58 083	10 210	10 210	767	7 440	7 574	(1 331)	(15)	10 210
Finance and administration		6 005	9 840	9 840	513	1 530	2 462	(1 512)	(15)	9 840
Administrative and Corporate Support		54 078	20 411	20 411	1 433	4 812	5 128	(9 732)	(22)	20 411
Asset Management		54 141	27 154	27 154	1 219	19 208	19 208	(9 881)	(18)	27 154
Finance		1 000	1 000	1 000	100	100	100	(100)	(100)	1 000
Human Resources		2 308	2 308	2 308	106	413	604	(1 402)	(61)	2 308
Information Technology		-	-	-	-	-	-	-	-	-
Legal Services		-	-	-	-	-	-	-	-	-
Marketing, Customer Relations, Publicity and Media Co-ordination		-	-	-	-	-	-	-	-	-
Property Services		-	-	-	-	-	-	-	-	-
Risk Management		-	-	-	-	-	-	-	-	-
Security Services		-	-	-	-	-	-	-	-	-
Supply Chain Management		-	-	-	-	-	-	-	-	-
Valuation Service		-	-	-	-	-	-	-	-	-
Internal audit		1 125	1 020	1 020	25	80	282	(202)	(19)	1 020
Governance Function		1 125	1 020	1 020	25	80	282	(202)	(19)	1 020
Community and public safety		21 439	22 268	27 430	1 462	4 394	11 242	(9 848)	(44)	27 430
Community and social services		11 824	10 020	10 020	681	2 191	4 119	(2 037)	(19)	10 020
Aged Care		-	-	-	-	-	-	-	-	-
Arts/Cultural		-	-	-	-	-	-	-	-	-
Animal Care and Disease		-	-	-	-	-	-	-	-	-
Cemeteries, Funerals, Burials and Crematoriums		1	2	2	1	1	1	(1)	(100)	2
Child Care Facilities		-	-	-	-	-	-	-	-	-
Community Halls and Facilities		-	-	-	-	-	-	-	-	-
Consumer Protection		-	-	-	-	-	-	-	-	-
Cultural Matters		-	-	-	-	-	-	-	-	-
Disaster Management		-	-	-	-	-	-	-	-	-
Education		-	-	-	-	-	-	-	-	-
Industrial and Customary Law		-	-	-	-	-	-	-	-	-
Industrial Promotion		-	-	-	-	-	-	-	-	-
Landscape Policy		-	-	-	-	-	-	-	-	-
Libraries and Archives		3 029	4 732	4 732	253	873	1 663	(1 181)	(25)	4 732
Library Programmes		-	-	-	-	-	-	-	-	-
Mobile Services		-	-	-	-	-	-	-	-	-
Museums and Art Galleries		-	-	-	-	-	-	-	-	-
Navigation Development		1 067	12 000	12 000	302	1 240	3 015	(1 765)	(15)	12 000
Provisional Cultural Matters		-	-	-	-	-	-	-	-	-
Theatres		-	-	-	-	-	-	-	-	-
Zoo's		-	-	-	-	-	-	-	-	-
Spot and recreation		295	-	-	18	81	-	31	(40)	-
Beaches and Amenities		-	-	-	-	-	-	-	-	-
Casinos, Racinos, Gambling, Wagering		-	-	-	-	-	-	-	-	-
Community Health Inclusive Nurseries		-	-	-	-	-	-	-	-	-
Recreational Facilities		-	-	-	-	-	-	-	-	-
Sports Grounds and Stadiums		259	-	-	18	81	-	31	(40)	-
Public safety		6 552	10 163	10 163	182	2 961	2 966	(49)	(10)	10 163
Child Delinquency		-	-	-	-	-	-	-	-	-
Childcare		-	-	-	-	-	-	-	-	-
Control of Public Nuisances		-	-	-	-	-	-	-	-	-
Control and Fines		3 641	4 287	4 287	212	600	1 502	(810)	(19)	4 287
Fire Services and Protection		803	860	860	58	150	340	(192)	(22)	860
Licensing and Control of Animals		5 222	4 487	4 487	422	1 174	1 212	(336)	(6)	4 487
Police Forces, Traffic and Street Parking Control		-	-	-	-	-	-	-	-	-
Planning		259	789	821	46	87	120	(42)	(5)	821
Planning		259	789	821	46	87	120	(42)	(5)	821
Informal Settlements		-	-	-	-	-	-	-	-	-
Health		-	-	-	-	-	-	-	-	-
Ambulance		-	-	-	-	-	-	-	-	-
Health Services		-	-	-	-	-	-	-	-	-
Laboratory Services		-	-	-	-	-	-	-	-	-
Pest Control		-	-	-	-	-	-	-	-	-
Health Surveillance and Prevention of Communicable Diseases including		-	-	-	-	-	-	-	-	-
Vector Control		-	-	-	-	-	-	-	-	-
Chlamydia Screening		-	-	-	-	-	-	-	-	-
Economic and environmental services		11 881	20 162	20 162	1 388	6 422	8 891	(2 471)	(12)	20 162
Planning and development		11 881	17 861	17 861	1 111	4 881	4 881	(3 070)	(16)	17 861
Other		-	-	-	-	-	-	-	-	-
Corporate Wide Strategic Planning (CSP), LED's		1 181	3 877	3 877	118	391	611	(620)	(16)	3 877
Central City Improvement District		-	-	-	-	-	-	-	-	-
Development Facilitation		-	-	-	-	-	-	-	-	-
Economic Development/Planning		-	-	-	-	-	-	-	-	-
Financial Planning and Development		-	-	-	-	-	-	-	-	-
Town Planning, Building Regulations and Enforcement and City Enricher		3 547	1 923	4 836	341	920	1 200	(678)	(14)	4 836
Project Management Unit		1 174	9 140	9 140	342	547	2 297	(1 749)	(19)	9 140
Project/Planning		-	-	-	-	-	-	-	-	-
Support to Local Authorities		-	-	-	-	-	-	-	-	-
Investment		29 821	22 529	22 529	1 667	4 861	3 980	(881)	(4)	22 529
Public Transport		-	-	-	-	-	-	-	-	-
Road and Traffic Regulation		-	-	-	-	-	-	-	-	-
Roads		20 871	22 209	22 209	1 667	4 861	5 290	(481)	(2)	22 209
Taxi Ranka		-	-	-	-	-	-	-	-	-
Environmental protection		-	-	-	-	-	-	-	-	-
Biodiversity and Landscape		-	-	-	-	-	-	-	-	-
Coastal Protection		-	-	-	-	-	-	-	-	-
Heritage Conservation		-	-	-	-	-	-	-	-	-
Marine Conservation		-	-	-	-	-	-	-	-	-
Plastic Control		-	-	-	-	-	-	-	-	-
Salt Conservation		-	-	-	-	-	-	-	-	-
Trading services		10 878	8 711	10 711	687	1 823	2 478	(1 655)	(15)	10 711
Energy services		10 878	8 711	10 711	687	1 823	2 478	(1 655)	(15)	10 711
Electricity		-	-	-	-	-	-	-	-	-
Street Lighting and Street Systems		10 878	8 711	10 711	687	1 823	2 478	(1 655)	(15)	10 711
Non-Electricity Energy		-	-	-	-	-	-	-	-	-
Water management		-	-	-	-	-	-	-	-	-
Water Treatment		-	-	-	-	-	-	-	-	-
Water Distribution		-	-	-	-	-	-	-	-	-
Water Services		-	-	-	-	-	-	-	-	-
Waste water management		-	-	-	-	-	-	-	-	-
Public Toilets		-	-	-	-	-	-	-	-	-
Stormage		-	-	-	-	-	-	-	-	-
Storm Water Maintenance		-	-	-	-	-	-	-	-	-
Waste Water Treatment		-	-	-	-	-	-	-	-	-
Waste management		4 629	6 711	6 711	461	1 629	1 876	(247)	(4)	6 711
Recycling		-	-	-	-	-	-	-	-	-
Solid Waste Disposal/Landfill/Sanitary		4 629	6 711	6 711	461	1 629	1 876	(247)	(4)	6 711
Solid Waste Removal		-	-	-	-	-	-	-	-	-
Street Cleaning		-	-	-	-	-	-	-	-	-
Other		1 181	4 110	4 110	114	642	1 881	(1 229)	(30)	4 110
Adverts		-	-	-	-	-	-	-	-	-
All Transport		-	-	-	-	-	-	-	-	-
Printing		-	-	-	-	-	-	-	-	-
Licensing and Regulation		-	-	-	-	-	-	-	-	-
Miscellaneous		-	-	-	-	-	-	-	-	-
Trains		-	-	-	-	-	-	-	-	-
Total Expenditure - Functional		3 192 222	3 973 276	3 973 276	222 222	511 111	511 111	(288 889)	(7)	3 973 276
Adjusted for 2020		3 192 222	3 973 276	3 973 276	222 222	511 111	511 111	(288 889)	(7)	3 973 276

1. Government Finance Statistics Factors and Sub-Factors are reworded to assist 'rollout' and functional accounts and comparison  
 2. Total Revenue by Functional Classification must reconcile to total opening revenue shown in Financial Performance Review and accounts  
 3. Total Expenditure by Functional Classification must reconcile to total opening expenditure shown in Financial Performance Review and accounts  
 4. All amounts must be classified under a Functional classification. The function 'Other' is only for Ambulance, Air Transport, Licensing and Regulation, Markets and Tourism - and it used must be supported by footnote. Nothing else may be placed under 'Other'. Assign amounts there to relevant

## KZN436 Dr Nkosazana Dlamini Zuma - Table C3 Monthly Budget Statement - Financial Performance (revenue and expenditure by municipal vote) - M03

Vote Description	Ref	2019/20	Budget Year 2020/21							
		Audited Outcome	Original Budget	Adjusted Budget	Monthly actual	YearTD actual	YearTD budget	YTD variance	YTD variance %	Full Year Forecast
<b>R thousands</b>										
<b>Revenue by Vote</b>										
Vote 1 - Executive and Council	1	-	-	-	-	-	-	-	-	-
Vote 2 - Budget and Treasury		180 764	191 236	202 697	3 867	72 368	50 674	21 694	42.8%	202 697
Vote 3 - Corporate Services		20	105	105	-	-	26	(26)	-100.0%	105
Vote 4 - Community Services		15 522	9 566	8 821	338	1 038	2 505	(1 467)	-58.6%	8 821
Vote 5 - Public Works and Basic Services		29 530	29 941	29 702	991	1 460	7 425	(5 966)	-80.3%	29 702
Vote 6 - Planning and Development		112	123	123	-	0	31	(31)	-99.8%	123
Vote 7 - [NAME OF VOTE 7]		-	-	-	-	-	-	-	-	-
Vote 8 - [NAME OF VOTE 8]		-	-	-	-	-	-	-	-	-
Vote 9 - [NAME OF VOTE 9]		-	-	-	-	-	-	-	-	-
Vote 10 - [NAME OF VOTE 10]		-	-	-	-	-	-	-	-	-
Vote 11 - [NAME OF VOTE 11]		-	-	-	-	-	-	-	-	-
Vote 12 - [NAME OF VOTE 12]		-	-	-	-	-	-	-	-	-
Vote 13 - [NAME OF VOTE 13]		-	-	-	-	-	-	-	-	-
Vote 14 - [NAME OF VOTE 14]		-	-	-	-	-	-	-	-	-
Vote 15 - [NAME OF VOTE 15]		-	-	-	-	-	-	-	-	-
<b>Total Revenue by Vote</b>	2	<b>225 948</b>	<b>230 971</b>	<b>241 448</b>	<b>5 196</b>	<b>74 866</b>	<b>60 662</b>	<b>14 204</b>	<b>23.4%</b>	<b>241 448</b>
<b>Expenditure by Vote</b>										
Vote 1 - Executive and Council	1	21 261	23 798	23 798	1 507	4 625	5 949	(1 325)	-22.3%	23 798
Vote 2 - Budget and Treasury		58 140	77 154	77 154	8 199	10 598	19 286	(8 688)	-45.0%	77 154
Vote 3 - Corporate Services		22 219	24 257	24 257	1 619	5 025	6 064	(1 039)	-17.1%	24 257
Vote 4 - Community Services		24 191	34 292	34 796	1 730	5 046	8 699	(3 653)	-42.0%	34 796
Vote 5 - Public Works and Basic Services		38 964	38 939	42 700	2 915	7 199	10 675	(3 476)	-32.6%	42 700
Vote 6 - Planning and Development		3 547	4 835	4 835	246	650	1 209	(559)	-46.3%	4 835
Vote 7 - [NAME OF VOTE 7]		-	-	-	-	-	-	-	-	-
Vote 8 - [NAME OF VOTE 8]		-	-	-	-	-	-	-	-	-
Vote 9 - [NAME OF VOTE 9]		-	-	-	-	-	-	-	-	-
Vote 10 - [NAME OF VOTE 10]		-	-	-	-	-	-	-	-	-
Vote 11 - [NAME OF VOTE 11]		-	-	-	-	-	-	-	-	-
Vote 12 - [NAME OF VOTE 12]		-	-	-	-	-	-	-	-	-
Vote 13 - [NAME OF VOTE 13]		-	-	-	-	-	-	-	-	-
Vote 14 - [NAME OF VOTE 14]		-	-	-	-	-	-	-	-	-
Vote 15 - [NAME OF VOTE 15]		-	-	-	-	-	-	-	-	-
<b>Total Expenditure by Vote</b>	2	<b>168 322</b>	<b>203 276</b>	<b>207 541</b>	<b>16 218</b>	<b>33 142</b>	<b>51 882</b>	<b>(18 740)</b>	<b>-36.1%</b>	<b>207 541</b>
<b>Surplus/ (Deficit) for the year</b>	2	<b>57 626</b>	<b>27 695</b>	<b>33 907</b>	<b>(11 022)</b>	<b>41 724</b>	<b>8 780</b>	<b>32 944</b>	<b>375.2%</b>	<b>33 907</b>

KZN438 Dr Nkosazana Dlamini Zuma - Table C3 Monthly Budget Statement - Financial Performance revenue and expenditure by municipal vote - A - M03 September											
R Description	Vote Description	Ref	2019/20			Budget Year 2020/21					
			Audited Outcome	Original Budget	Adjusted Budget	Monthly actual	YearTD actual	YearTD budget	YTD variance	YTD variance %	Full Year Forecast
<b>Revenue by Vote</b>											
	Vote 1 - Executive and Council										
	1.1 - Municipal Manager and Council										
	1.2 - Internal Audit										
	Vote 2 - Budget and Treasury		180 704	181 238	302 837	3 867	72 368	65 674	21 694	43%	202 687
	2.1 - Budget and Treasury		180 704	181 238	302 837	3 867	72 368	65 674	21 694	43%	202 687
	Vote 3 - Corporate Services		29	105	105			29	(26)	-100%	105
	3.1 - Corporate services support and auxiliary services		29								
	3.2 - Human Resources			105	105			29	(26)	-100%	105
	Vote 4 - Community Services		15 352	8 960	9 821	338	1 328	2 535	(1 487)	-59%	8 821
	4.1 - Community Services Administration		5 821	3 608	3 608	368	361	1 252	(636)	-25%	3 608
	4.5 - Traffic and Protection Services		1 208	1 409	1 489	18	127	300	(276)	-61%	1 489
	4.9 - Disaster Management		745	745							
	4.6 - Municipal Pound										
	4.5 - Sportsfields										
	4.8 - Libraries										
	4.7 - Community Programmes		7 748	3 504	1 814			911	(691)	-100%	3 504
	4.8 - LED and Tourism										
	Vote 5 - Public Works and Basic Services		29 530	29 541	29 702	891	1 460	7 431	(5 969)	-80%	29 702
	5.1 - Roads										
	5.2 - Housing										
	5.3 - Waste Management										
	5.4 - P&U		29 530	29 541	29 702	891	1 460	7 431	(5 969)	-80%	29 702
	Vote 6 - Planning and Development		112	122	122			21	(21)	-100%	122
	6.1 - Planning and Development		112	122	122			21	(21)	-100%	122
	Vote 7 - [NAME OF VOTE 7]										
	Vote 8 - [NAME OF VOTE 8]										
	Vote 9 - [NAME OF VOTE 9]										
	Vote 10 - [NAME OF VOTE 10]										
	Vote 11 - [NAME OF VOTE 11]										
	Vote 12 - [NAME OF VOTE 12]										
	Vote 13 - [NAME OF VOTE 13]										
	Vote 14 - [NAME OF VOTE 14]										
	Vote 15 - [NAME OF VOTE 15]										
	<b>Total Revenue by Vote</b>	2	220 940	220 871	241 448	5 196	74 656	82 622	14 254	23%	241 448

Vote Description	Ref	2019/20		Budget Year 2020/21						Full Year Forecast
		Audited Outcome	Original Budget	Adjusted Budget	Monthly actual	Year/TO actual	Year/TO budget	YTD variance	YTD variance %	
<b>Expenditure by Vote</b>										
Vote 1 - Executive and Council	1	21 261	23 738	23 738	1 567	4 625	5 948	(1 323)	-22%	23 738
1.1 - Municipal Manager and Council		20 136	22 265	22 265	1 463	4 444	5 595	(1 131)	-20%	22 265
1.2 - Internal Audit		1 125	1 522	1 473	28	181	353	(202)	-53%	1 473
Vote 2 - Budget and Treasury		38 140	77 154	77 154	8 199	10 388	10 288	(6 638)	-45%	77 154
2.1 - Budget and Treasury		38 140	77 154	77 154	8 199	10 388	10 288	(6 638)	-45%	77 154
Vote 3 - Corporate Services		22 219	24 237	24 237	1 619	5 025	6 054	(1 029)	-17%	24 237
3.1 - Corporate services admin and auxiliary services		19 821	20 411	20 411	1 435	4 812	5 103	(491)	-10%	20 411
3.2 - Human Resources		2 398	3 846	3 846	184	413	951	(548)	-57%	3 846
Vote 4 - Community Services		24 981	34 292	34 798	1 730	6 646	6 609	(3 653)	-42%	34 798
4.1 - Community Services Administration		3 888	5 558	5 558	155	751	1 417	(666)	-47%	5 558
4.2 - Traffic and Protection Services		5 722	4 852	4 852	432	1 174	1 219	(46)	-3%	4 852
4.3 - Disaster Management		3 585	4 357	4 611	272	665	1 225	(560)	-49%	4 611
4.4 - Municipal Pound		886	1 003	1 003	88	174	251	(77)	-31%	1 003
4.5 - Sportsfields		265	-	-	-	-	-	-	-	-
4.6 - Libraries		3 829	4 232	4 222	10	31	31	(40)	-100%	4 222
4.7 - Community Programmes		3 824	6 394	6 394	203	813	1 068	(265)	-17%	6 394
4.8 - LED and Tourism		2 961	7 787	7 787	294	877	1 247	(470)	-55%	7 787
Vote 5 - Public Works and Basic Services		38 954	38 938	42 700	3 818	7 199	10 871	(3 672)	-33%	42 700
5.1 - Roads		22 427	27 970	27 970	2 152	5 336	6 991	(1 665)	-24%	27 970
5.2 - Housing		756	700	521	45	51	130	(59)	-39%	521
5.3 - Waste Management		4 820	6 711	6 711	667	1 624	1 678	(56)	-3%	6 711
5.4 - PAVU		11 449	3 499	7 499	51	153	1 875	(1 722)	-92%	7 499
Vote 6 - Planning and Development		3 247	4 838	4 838	244	601	1 201	(599)	-46%	4 838
6.1 - Planning and Development		3 247	4 838	4 838	244	601	1 201	(599)	-46%	4 838
Vote 7 - [NAME OF VOTE 7]		-	-	-	-	-	-	-	-	-
Vote 8 - [NAME OF VOTE 8]		-	-	-	-	-	-	-	-	-
Vote 9 - [NAME OF VOTE 9]		-	-	-	-	-	-	-	-	-
Vote 10 - [NAME OF VOTE 10]		-	-	-	-	-	-	-	-	-
Vote 11 - [NAME OF VOTE 11]		-	-	-	-	-	-	-	-	-
Vote 12 - [NAME OF VOTE 12]		-	-	-	-	-	-	-	-	-
Vote 13 - [NAME OF VOTE 13]		-	-	-	-	-	-	-	-	-
Vote 14 - [NAME OF VOTE 14]		-	-	-	-	-	-	-	-	-
Vote 15 - [NAME OF VOTE 15]		-	-	-	-	-	-	-	-	-
Total Expenditure by Vote	2	188 322	263 216	267 641	16 218	33 142	51 982	(18 740)	(7)	267 641
Surplus (Deficit) for the year	2	57 625	27 889	33 997	(11 022)	41 734	8 780	32 544	0	33 997

KZN436 Dr Nkosazana Dlamini Zuma - Table C4 Monthly Budget Statement - Financial Performance (revenue and expenditure) - M03 September

Description	Ref	2019/20	Budget Year 2020/21							
		Audited Outcome	Original Budget	Adjusted Budget	Monthly actual	YearTD actual	YearTD budget	YTD variance	YTD variance %	Full Year Forecast
<b>R thousands</b>										
<b>Revenue By Source</b>										
Property rates		33 027	34 425	28 649	2 978	8 958	7 162	1 796	25%	28 649
Service charges - electricity revenue		-	-	-	-	-	-	-	-	-
Service charges - water revenue		-	-	-	-	-	-	-	-	-
Service charges - sanitation revenue		-	-	-	-	-	-	-	-	-
Service charges - refuse revenue		3 423	3 608	3 608	300	901	902	(1)	0%	3 608
Service charges - other		-	-	-	-	-	-	-	-	-
Rental of facilities and equipment		836	831	831	72	214	208	6	3%	831
Interest earned - external investments		8 172	8 080	8 080	637	1 439	2 022	(583)	-29%	8 080
Interest earned - outstanding debtors		3 132	2 294	2 294	(3)	852	573	278	49%	2 294
Dividends received		-	-	-	-	-	-	-	-	-
Fines, penalties and forfeits		2 552	726	726	20	160	182	(21)	-12%	726
Licences and permits		493	753	753	38	137	188	(51)	-27%	753
Agency services		-	32	32	-	-	8	(8)	-100%	32
Transfers and subsidies		135 794	143 638	168 273	134	61 177	42 068	19 109	45%	168 273
Other revenue		376	1 004	1 004	28	37	251	(214)	-85%	1 004
Gains on disposal of PPE		6 902	8 581	200	-	-	350	(350)	-100%	200
<b>Total Revenue (excluding capital transfers and contributions)</b>		<b>194 708</b>	<b>203 982</b>	<b>214 459</b>	<b>4 205</b>	<b>73 875</b>	<b>53 915</b>	<b>19 960</b>	<b>37%</b>	<b>214 459</b>
<b>Expenditure By Type</b>										
Employee related costs		58 107	70 219	70 219	4 928	14 281	17 555	(3 274)	-19%	70 219
Remuneration of councillors		11 598	11 901	11 901	986	2 899	2 975	(76)	-3%	11 901
Debt impairment		10 723	11 060	11 060	-	-	2 765	(2 765)	-100%	11 060
Depreciation & asset impairment		27 433	41 625	41 625	6 641	6 641	10 406	(3 765)	-36%	41 625
Finance charges		177	291	291	85	99	73	26	36%	291
Bulk purchases		-	-	-	-	-	-	-	-	-
Other materials		1 963	3 998	3 698	156	410	925	(515)	-56%	3 698
Contracted services		32 017	33 860	38 153	1 685	3 615	9 538	(5 923)	-62%	38 153
Transfers and subsidies		1 496	1 990	1 990	96	283	498	(214)	-43%	1 990
Other expenditure		24 808	28 331	28 602	1 660	4 914	7 148	(2 234)	-31%	28 602
Loss on disposal of PPE		-	-	-	-	-	-	-	-	-
<b>Total Expenditure</b>		<b>168 322</b>	<b>203 276</b>	<b>207 541</b>	<b>16 218</b>	<b>33 142</b>	<b>51 882</b>	<b>(18 740)</b>	<b>-36%</b>	<b>207 541</b>
<b>Surplus/(Deficit)</b>										
Transfers and subsidies - capital (monetary allocations) (National / Provincial and District)		26 386	706	6 918	(12 013)	40 733	2 033	38 700	0	6 918
Transfers and subsidies - capital (monetary allocations) (National / Provincial Departmental Agencies, Households, Non-profit Institutions, Private Enterprises, Public Corporations, Higher Educational Institutions)		31 240	26 989	26 989	991	991	6 747	(5 756)	(0)	26 989
Transfers and subsidies - capital (in-kind - all)		-	-	-	-	-	-	-	-	-
<b>Surplus/(Deficit) after capital transfers &amp; contributions</b>		<b>57 626</b>	<b>27 695</b>	<b>33 907</b>	<b>(11 022)</b>	<b>41 724</b>	<b>8 780</b>			<b>33 907</b>
Taxation		-	-	-	-	-	-	-	-	-
<b>Surplus/(Deficit) after taxation</b>		<b>57 626</b>	<b>27 695</b>	<b>33 907</b>	<b>(11 022)</b>	<b>41 724</b>	<b>8 780</b>			<b>33 907</b>
Atributable to minorities		-	-	-	-	-	-	-	-	-
<b>Surplus/(Deficit) attributable to municipality</b>		<b>57 626</b>	<b>27 695</b>	<b>33 907</b>	<b>(11 022)</b>	<b>41 724</b>	<b>8 780</b>			<b>33 907</b>
Share of surplus/ (deficit) of associate		-	-	-	-	-	-	-	-	-
<b>Surplus/ (Deficit) for the year</b>		<b>57 626</b>	<b>27 695</b>	<b>33 907</b>	<b>(11 022)</b>	<b>41 724</b>	<b>8 780</b>			<b>33 907</b>

**References**

1. Material variances to be explained on Table SC1

**Total Revenue**

225 948

230 971

241 448

5 196

74 866

60 662

14 204

241 448



KZN436 Dr Nkosazana Dlamini Zuma - Table C5 Monthly Budget Statement - Capital Expenditure (municipal vote, functional classification and funding) - M03 September

Vote Description	Ref	Budget Year 2020/21								
		2019/20 Audited Outcome	Original Budget	Adjusted Budget	Monthly actual	YearTD actual	YearTD budget	YTD variance	YTD variance %	Full Year Forecast
<b>R thousands</b>	1									
<b>Multi-Year expenditure appropriation</b>	2									
Vote 1 - Executive and Council		-	-	-	-	-	-	-	-	-
Vote 2 - Budget and Treasury		-	-	-	-	-	-	-	-	-
Vote 3 - Corporate Services		-	-	-	-	-	-	-	-	-
Vote 4 - Community Services		1 980	-	7 000	-	-	1 750	(1 750)	-100%	7 000
Vote 5 - Public Works and Basic Services		21 920	26 290	41 290	1 293	1 293	10 323	(9 030)	-87%	41 290
Vote 6 - Planning and Development		-	-	-	-	-	-	-	-	-
Vote 7 - [NAME OF VOTE 7]		-	-	-	-	-	-	-	-	-
Vote 8 - [NAME OF VOTE 8]		-	-	-	-	-	-	-	-	-
Vote 9 - [NAME OF VOTE 9]		-	-	-	-	-	-	-	-	-
Vote 10 - [NAME OF VOTE 10]		-	-	-	-	-	-	-	-	-
Vote 11 - [NAME OF VOTE 11]		-	-	-	-	-	-	-	-	-
Vote 12 - [NAME OF VOTE 12]		-	-	-	-	-	-	-	-	-
Vote 13 - [NAME OF VOTE 13]		-	-	-	-	-	-	-	-	-
Vote 14 - [NAME OF VOTE 14]		-	-	-	-	-	-	-	-	-
Vote 15 - [NAME OF VOTE 15]		-	-	-	-	-	-	-	-	-
<b>Total Capital Multi-year expenditure</b>	4.7	23 900	26 290	48 290	1 293	1 293	12 073	(10 780)	-89%	48 290
<b>Single Year expenditure appropriation</b>	2									
Vote 1 - Executive and Council		177	577	577	22	22	144	(122)	-85%	577
Vote 2 - Budget and Treasury		(385)	360	360	129	129	90	39	43%	360
Vote 3 - Corporate Services		1 071	691	691	2	12	173	(160)	-93%	691
Vote 4 - Community Services		8 060	10 276	6 869	77	615	1 717	(1 102)	-64%	6 869
Vote 5 - Public Works and Basic Services		44 416	62 753	62 753	4 401	4 586	15 684	(11 098)	-71%	62 753
Vote 6 - Planning and Development		29	130	130	44	44	32	11	34%	130
Vote 7 - [NAME OF VOTE 7]		-	-	-	-	-	-	-	-	-
Vote 8 - [NAME OF VOTE 8]		-	-	-	-	-	-	-	-	-
Vote 9 - [NAME OF VOTE 9]		-	-	-	-	-	-	-	-	-
Vote 10 - [NAME OF VOTE 10]		-	-	-	-	-	-	-	-	-
Vote 11 - [NAME OF VOTE 11]		-	-	-	-	-	-	-	-	-
Vote 12 - [NAME OF VOTE 12]		-	-	-	-	-	-	-	-	-
Vote 13 - [NAME OF VOTE 13]		-	-	-	-	-	-	-	-	-
Vote 14 - [NAME OF VOTE 14]		-	-	-	-	-	-	-	-	-
Vote 15 - [NAME OF VOTE 15]		-	-	-	-	-	-	-	-	-
<b>Total Capital single-year expenditure</b>	4	53 367	74 787	71 381	4 674	5 408	17 841	(12 433)	-70%	71 381
<b>Total Capital Expenditure</b>	3	77 267	101 077	119 671	5 967	6 701	29 913	(23 212)	-78%	119 671
<b>Capital Expenditure - Functional Classification</b>										
<b>Governance and administration</b>		915	2 376	2 376	153	164	594	(430)	-72%	2 376
Executive and council		177	577	577	22	22	144	(122)	-85%	577
Finance and administration		738	1 799	1 799	130	141	450	(308)	-69%	1 799
Internal audit		-	-	-	-	-	-	-	-	-
<b>Community and public safety</b>		10 232	10 826	14 419	77	615	3 605	(2 990)	-83%	14 419
Community and social services		2 966	1 816	1 816	41	49	454	(405)	-89%	1 816
Sport and recreation		-	-	-	-	-	-	-	-	-
Public safety		7 267	9 010	12 603	36	566	3 151	(2 584)	-82%	12 603
Housing		-	-	-	-	-	-	-	-	-
Health		-	-	-	-	-	-	-	-	-
<b>Economic and environmental services</b>		66 120	87 876	102 876	5 737	5 922	25 714	(19 793)	-77%	102 876
Planning and development		65 886	83 384	98 384	5 737	5 922	24 592	(18 670)	-76%	98 384
Road transport		232	4 491	4 491	-	-	1 123	(1 123)	-100%	4 491
Environmental protection		-	-	-	-	-	-	-	-	-
<b>Trading services</b>		-	-	-	-	-	-	-	-	-
Energy services		-	-	-	-	-	-	-	-	-
Water management		-	-	-	-	-	-	-	-	-
Waste water management		-	-	-	-	-	-	-	-	-
Waste management		-	-	-	-	-	-	-	-	-
<b>Other</b>		-	-	-	-	-	-	-	-	-
<b>Total Capital Expenditure - Functional Classification</b>	3	77 267	101 077	119 671	5 967	6 701	29 913	(23 212)	-78%	119 671
<b>Funded by:</b>										
National Government		31 938	26 989	26 989	862	862	6 747	(5 885)	-87%	26 989
Provincial Government		1 576	85	-	21	41	-	41	#DIV/0!	-
District Municipality		-	-	-	-	-	-	-	-	-
Other transfers and grants		-	-	-	-	-	-	-	-	-
Transfers recognised - capital		33 514	27 074	26 989	882	902	6 747	(5 845)	-87%	26 989
Public contributions & donations		-	-	-	-	-	-	-	-	-
Borrowing	5	-	-	-	-	-	-	-	-	-
Internally generated funds	6	44 351	74 003	92 682	5 084	5 798	23 166	(17 368)	-75%	92 682
<b>Total Capital Funding</b>		77 865	101 077	119 671	5 967	6 701	29 913	(23 212)	-78%	119 671

1. Municipalities may choose to appropriate for capital expenditure for three years or for one year (if one year appropriation projected expenditure required for yr2 and yr3).  
 2. Include capital component of PPP unitary payment  
 3. Capital expenditure by functional classification must reconcile to the total of multi-year and single year appropriations  
 4. Include expenditure on investment property, intangible and biological assets  
 5. Must reconcile to Monthly Budget Statement Financial Performance (revenue and expenditure)  
 6. Include finance leases and PPP capital funding component of unitary payment - total borrowing/repayments to reconcile to changes in Table SA17

KZN436 Dr Nkosazana Dlamini Zuma - Table C6 Monthly Budget Statement - Financial Position - M03 September

Description	Ref	2019/20	Budget Year 2020/21			
		Audited Outcome	Original Budget	Adjusted Budget	YearTD actual	Full Year Forecast
<b>R thousands</b>						
<b>ASSETS</b>						
<b>Current assets</b>						
Cash		29 601	5 822	13 138	39 435	13 138
Call investment deposits		(27 083)	56 361	70 275	4 693	70 275
Consumer debtors		5 821	30 058	28 720	4 837	28 720
Other debtors		2 089	4 205	4 335	(1 037)	4 335
Current portion of long-term receivables		-	-	-	-	-
Inventory		0	-	-	-	-
<b>Total current assets</b>		<b>10 428</b>	<b>96 446</b>	<b>116 468</b>	<b>47 929</b>	<b>116 468</b>
<b>Non current assets</b>						
Long-term receivables		-	-	-	-	-
Investments		-	-	-	-	-
Investment property		111	20 300	20 300	-	20 300
Investments in Associate		-	-	-	-	-
Property, plant and equipment		49 352	483 291	500 884	58	500 884
Agricultural		-	-	-	-	-
Biological assets		-	-	-	-	-
Intangible assets		42	162	35	2	35
Other non-current assets		-	60	60	-	60
<b>Total non current assets</b>		<b>49 506</b>	<b>503 813</b>	<b>521 279</b>	<b>60</b>	<b>521 279</b>
<b>TOTAL ASSETS</b>		<b>59 934</b>	<b>600 258</b>	<b>637 747</b>	<b>47 988</b>	<b>637 747</b>
<b>LIABILITIES</b>						
<b>Current liabilities</b>						
Bank overdraft		-	-	-	-	-
Borrowing		(308)	678	969	(58)	969
Consumer deposits		4	6	6	(2)	6
Trade and other payables		911	44 027	37 076	6 325	37 076
Provisions		1 071	6 412	6 412	-	6 412
<b>Total current liabilities</b>		<b>1 678</b>	<b>51 123</b>	<b>44 463</b>	<b>6 265</b>	<b>44 463</b>
<b>Non current liabilities</b>						
Borrowing		(370)	540	540	-	540
Provisions		1 424	16 857	16 857	-	16 857
<b>Total non current liabilities</b>		<b>1 055</b>	<b>17 397</b>	<b>17 397</b>	<b>-</b>	<b>17 397</b>
<b>TOTAL LIABILITIES</b>		<b>2 733</b>	<b>68 521</b>	<b>61 861</b>	<b>6 265</b>	<b>61 860</b>
<b>NET ASSETS</b>	2	<b>57 201</b>	<b>531 738</b>	<b>575 886</b>	<b>41 724</b>	<b>575 887</b>
<b>COMMUNITY WEALTH/EQUITY</b>						
Accumulated Surplus/(Deficit)		(425)	526 783	571 060	-	571 060
Reserves		-	4 827	4 827	-	4 827
<b>TOTAL COMMUNITY WEALTH/EQUITY</b>	2	<b>(425)</b>	<b>531 610</b>	<b>575 886</b>	<b>-</b>	<b>575 886</b>

References

1. Material variances to be explained in Table SC1
2. Total Assets must balance with Total Liabilities
3. Net Assets must balance with Total Community Wealth/Equity

KZN436 Dr Nkosazana Dlamini Zuma - Table C7 Monthly Budget Statement - Cash Flow - M03 September

Description	Ref	Budget Year 2020/21								
		2019/20 Audited Outcome	Original Budget	Adjusted Budget	Monthly actual	YearTD actual	YearTD budget	YTD variance	YTD variance %	Full Year Forecast
R thousands	1									
<b>CASH FLOW FROM OPERATING ACTIVITIES</b>										
<b>Receipts</b>										
Property rates		13 169	24 575	20 054	1 720	4 606	5 014	(407)	-8%	20 054
Service charges		4 820	2 706	2 789	190	563	697	(134)	-19%	2 789
Other revenue		-	3 164	3 034	105	20 274	758	19 516	2573%	3 034
Government - operating		110 392	150 568	174 273	2	60 364	43 568	16 796	39%	174 273
Government - capital		-	26 989	26 989	-	-	6 747	(6 747)	-100%	26 989
Interest		-	8 090	8 090	12	50	2 022	(1 973)	-98%	8 090
Dividends		-	-	-	-	-	-	-	-	-
<b>Payments</b>										
Suppliers and employees		(128 493)	(147 804)	(152 070)	(9 395)	(26 119)	(38 141)	(12 021)	32%	(152 070)
Finance charges		(177)	(291)	(291)	(85)	(99)	(73)	26	-36%	(291)
Transfers and Grants		(1 496)	(1 990)	(1 990)	(96)	(283)	(498)	(214)	43%	(1 990)
<b>NET CASH FROM/(USED) OPERATING ACTIVITIES</b>		<b>(1 786)</b>	<b>66 006</b>	<b>80 877</b>	<b>(7 547)</b>	<b>59 356</b>	<b>20 096</b>	<b>(39 260)</b>	<b>-195%</b>	<b>80 372</b>
<b>CASH FLOWS FROM INVESTING ACTIVITIES</b>										
<b>Receipts</b>										
Proceeds on disposal of PPE		-	8 581	1 200	-	-	300	(300)	-100%	1 200
Decrease (Increase) in non-current debtors		-	-	-	-	-	-	-	-	-
Decrease (increase) other non-current receivables		-	-	-	-	-	-	-	-	-
Decrease (increase) in non-current investments		-	-	-	-	-	-	-	-	-
<b>Payments</b>										
Capital assets		(13 185)	(101 077)	(119 671)	-	-	(29 913)	(29 913)	100%	(119 671)
<b>NET CASH FROM/(USED) INVESTING ACTIVITIES</b>		<b>(13 185)</b>	<b>(92 496)</b>	<b>(118 471)</b>	<b>-</b>	<b>-</b>	<b>(29 613)</b>	<b>(29 613)</b>	<b>100%</b>	<b>(118 471)</b>
<b>CASH FLOWS FROM FINANCING ACTIVITIES</b>										
<b>Receipts</b>										
Short term loans		-	-	-	-	-	-	-	-	-
Borrowing long term/refinancing		-	-	-	-	-	-	-	-	-
Increase (decrease) in consumer deposits		4	-	-	-	(2)	-	(2)	0%	-
<b>Payments</b>										
Repayment of borrowing		511	(678)	(578)	-	13	-	(13)	0%	(678)
<b>NET CASH FROM/(USED) FINANCING ACTIVITIES</b>		<b>515</b>	<b>(678)</b>	<b>(678)</b>	<b>-</b>	<b>11</b>	<b>-</b>	<b>(11)</b>	<b>0%</b>	<b>(678)</b>
<b>NET INCREASE/ (DECREASE) IN CASH HELD</b>										
Cash/cash equivalents at beginning:		(14 455)	(27 168)	(38 272)	(7 547)	59 366	(9 517)			(38 777)
Cash/cash equivalents at month/year end:		(14 455)	61 623	83 414		59 366	112 168			(38 777)

**References**

1. Material variances to be explained in Table SC1



## Quality Certificate

I, NC Vezi Municipal Manager of the Dr Nkosazana Dlamini Zuma Municipality, hereby certify that the monthly preliminary report on the implementation of the budget and financial state affairs of the municipality for the month of September 2020 and first quarter of 2020/21 financial year has been prepared in accordance with the Municipal Finance Management Act and regulations made under that Act.

Print Name: N C Vezi

Municipal Manager of Dr Nkosazana Dlamini Zuma Municipality, KZN436

Signature: \_\_\_\_\_

Date: \_\_\_\_\_

06-10-2020



**Monthly Salaries Report**

33/09/2020

**1. Purpose**

To inform the Executive Council of the salaries and wages expenditure for the month of September 2020 terms of Section 66 of the Municipal Finance Management Act Guidance

**2. OVERVIEW OF September 2020 SALARIES AND WAGES**

2.1 Salaries and Wages for the month of September 2020

DESCRIPTION	ORIGINAL BUDGET	MONTHLY BUDGET	MONTH ACTUAL	YTD ACTUAL	MONTHLY % SPENT	YTD % SPEND
SALARIES	51 183 139.00	4 265 261.58	3 758 496.41	11 250 780.67	88%	22%
EPWP	2 513 000.00	209 416.67	263 963.38	732 724.97	126%	29%
LONG SERVICE AWARD	156 750.00	13 062.50	94 677.21	94 677.21	725%	60%
TRAVEL ALLOWANCES	470 625.00	39 218.75	27 500.00	82 500.00	70%	18%
ABSENT						
LEAVE PAY	348 271.00	29 022.58	58 791.08	108 669.34	203%	31%
STANDBY	661 409.00	55 117.42	103 112.84	158 772.35		24%
OVERTIME	1 343 780.00	111 981.67	71 855.52	222 836.38	64%	17%
PENSION FUND CONTRIBUTION	7 057 536.00	588 128.00	514 078.96	1 518 078.96	87%	22%
BONUS	3 979 186.00	331 598.83	14 739.79	21 938.83	4%	1%
HOUSING SUBSIDY	480 998.00	40 083.17	14 187.98	42 563.94	35%	9%
COUNCILLOR'S SALARY ALLOWANCE	8 255 792.00	687 982.67	673 413.54	2 020 240.62	98%	24%
COUNCILLOR'S TRAVEL ALLOWANCE	1 368 075.00	114 006.25	90 670.49	272 011.47	80%	20%
COUNCILLOR'S CELL PHONE ALLOWANCE	1 368 075.00	114 006.25	107 300.00	321 900.00	94%	24%
COUNCILLOR'S PENSION	1 165 657.00	97 138.08	95 081.05	285 243.15	98%	24%
UIF	391 259.00	32 604.92	31 179.11	92 118.76	96%	24%
SDL	917 042.00	76 420.17	47 392.87	47 392.87	62%	5%
MEDICAL AID CONTRIBUTION	2 970 910.00	247 575.83	223 694.12	667 762.86	90%	22%
BARGAIN COUNCIL LEVIES	31 111.00	2 592.58	2 079.00	6 207.30	80%	20%
<b>TOTAL</b>	<b>84 662 615.00</b>	<b>7 055 217.92</b>	<b>6 192 213.35</b>	<b>17 946 419.68</b>	<b>88%</b>	<b>21%</b>

The above excludes Substance and Travel

Prepared By:  Date: .....

Reviewed By:  Date: .....

## EXPENDITURE MANAGEMENT REPORT FOR THE PERIOD OF SEPTEMBER 2020

**AUTHOR** : Chief Financial Officer

Levels : 1<sup>st</sup> Level –MANCO  
 : 2<sup>ND</sup>Level- Committee  
 : 3<sup>RD</sup> Level-Exco  
 : 4<sup>th</sup> Level-Council

### **2. PURPOSE**

To report to the committee on the payments made during the month of September 2020

### **3. LEGAL REQUIREMENTS**

- MFMA Act NO .56 of 2003

### **4. BACKGROUND AND REASONING**

The accounting officer of a municipality is responsible for the management of the expenditure of the municipality. The accounting officer must take all reasonable steps to ensure that the municipality has and maintains an effective system of expenditure control, including procedures for approval, authorisation, withdrawal and payments of funds

The accounting officer must also make sure that the municipality has and maintains a system of internal control in respect of creditors and payments, that payments by the municipality are made directly to the person to whom it is due unless agreed otherwise for reasons as may be prescribed, and that all money owing by the municipality be paid within 30 days of receiving the relevant invoice or statement, unless prescribed otherwise for certain categories of expenditure.

### **5. FINANCIAL IMPLICATIONS**

No financial implications

### **6. STAFF IMPLICATIONS**

No staff implications

### **7. Annexures**

- Payment listing DR Nkosazana Dlamini Zuma Municipality
- Top ten creditors
- Compliance percentage

### **8. RECOMMENDATIONS**

That this report noted by the committee

LIST OF PAYMENTS MADE IN THE MONTH OF SEPTEMBER

PAYMENT NUMBER	SUPPLIER NAME	DESCRIPTION	AMOUNT	DATE OF INVOICE	PAYMENT DATE	COMPLIANCE	COMMENTS
289	Eskom 111 streetlight himeville	Electricity August statement	5 898.67	2020/09/01	2020/09/03	YES	
290	Eskom Bulwer Dump site	Electricity August statement	2 353.99	2020/09/01	2020/09/03	YES	
291	Eskom Underberg Taxi rank	Electricity August statement	3 003.49	2020/09/01	2020/09/03	YES	
292	Eskom Lot 178 Himeville travel Agency	Electricity August statement	6 204.47	2020/09/01	2020/09/03	YES	
293	Eskom Bulwer taxi rank	Electricity August statement	2 353.34	2020/09/01	2020/09/03	YES	
294	Eskom Capital Building	Electricity August statement	33 482.14	2020/09/01	2020/09/03	YES	
301	ILGM Provincial	Membership Fees for MM Mzimela,MJ Sondazi,NI Wele N Hoiwe,Z Mlatha,MP Mtungwa, NN Vilakazi, NC Vezi,NM Dlamini, KE Dhloro,M Sithole,M Radebe and MW Dlamini	12 350.00	2020/09/03	2020/09/03	YES	
302	Vaithers Attorneys	Retention paid for Milla Access road	306 830.34	2020/09/03	2020/09/03	YES	
303	Rural Metro	Fire brigade services for July 2020	139 386.70	2020/09/20	2020/09/17	YES	
304	Stedone Development	Bhidla Housing Project Certificate.35	1 382 220.00	2020/09/02	2020/09/17	YES	
305	Iqoda Project Pty Ltd	Electrification of Greater Underberg Ph2 cert5	23 200.16	2020/08/24	2020/09/17	YES	
306	Iqoda Project Pty Ltd	Electrification of Greater Nkumba Phase2 cert 6 retention paid	23 200.16	2020/08/24	2020/09/17	YES	
307	Iqoda Project Pty Ltd	Electrification of Greater Bhidla/ Sizamenjana Ph2 Cert6 retention paid	22 017.18	2020/08/24	2020/09/17	YES	
308	Iqoda Project Pty Ltd	Mhlangeni cert14 retention paid	158 347.42	2020/08/24	2020/09/17	YES	
309	Iqoda Project Pty Ltd	Electrification of Greater Milla/ Creighton Ph2 cert6 retention paid	22 017.18	2020/08/24	2020/09/17	YES	
310	Mathutha Trading Enterprise	Supply and delivery of toilet papers for all PWBS Centres	42 500.00	2020/09/04	2020/09/17	YES	
311	Anvison Computers	Laptop and microsoft office for Khanvi Mbele (SCM)	27 294.00	2020/09/04	2020/09/17	YES	
312	Anvison Computers	Laptop acer charger for T Njobese	497.00	2020/09/04	2020/09/17	YES	
313	Truvelo Manufacturers	Calibration of speed camera	9 446.91	2020/09/04	2020/09/17	YES	
314	Blue Magic Technologies	4 Single beds for fire fighters	20 600.00	2020/09/04	2020/09/17	YES	
315	Anvison Computers	Laptop and microsoft office for Lulama Hlangwa (Asset Management Unit Intern)	26 315.00	2020/09/04	2020/09/17	YES	
316	NUD Towing and Recovery	Towing of vehicle for NUD to Creighton and Bulwer to Creighton	5 750.00	2020/09/03	2020/09/17	YES	
317	Anvison Computers	Repair of laptop for Clr Nomalungelo Magoso	2 416.00	2020/09/04	2020/09/17	YES	
318	Ayanda Mbanja	Advert for vacant post of ICT Officer, Management Representative and Fire Fighter, Draft Budget, IDP, PMS, SDF Framework	18 302.40	2020/09/04	2020/09/17	YES	
319	Nduna Organization	Mqilela Community Hall cert3	95 000.00	2020/08/27	2020/09/17	YES	
320	Siyajuluka JV Ukwazi Home Development	Mqilela sportfield cert7	891 994.56	2020/08/24	2020/09/17	YES	
321	Konica Minolta	Photocopying and printing for August	58 059.22	2020/09/07	2020/09/17	YES	
322	NASHUA	Telephone fees for July and August	115 916.03	2020/09/07	2020/09/17	YES	
323	Underberg Forest Garden	Service of 2 bakkie sakkies for fire fighter and replace suction hose and nozzle	2 940.55	2020/09/03	2020/09/17	YES	
324	Zen T Creation (Pty) Ltd	Supply and delivery of face mask	27 800.00	2020/09/04	2020/09/17	YES	
325	Lusa pho Matshoba	Travel claim for Asset and Revenue Manager post	2 104.30	2020/09/08	2020/09/17	YES	
326	Bhekumuzi Mhlongo	Travel claim for Asset and Revenue Manager post	2 834.40	2020/09/08	2020/09/17	YES	
327	Noncedo Combo	Travel claim for Asset and Revenue Manager post	3 373.20	2020/09/08	2020/09/17	YES	
328	S.E Mathemwa	Travel claim for Asset and Revenue Manager post	920.58	2020/09/08	2020/09/17	YES	
329	Muzi Langa	Travel claim for Asset and Revenue Manager post	2 938.10	2020/09/08	2020/09/17	YES	
330	Xolani Mkhathini	Travel claim for Asset and Revenue Manager post	3 204.50	2020/09/08	2020/09/17	YES	



## LIST OF PAYMENTS MADE IN THE MONTH OF SEPTEMBER

PAYMENT NUMBER	SUPPLIER NAME	DESCRIPTION	AMOUNT	DATE OF INVOICE	PAYMENT DATE	COMPLIANCE	COMMENTS
331	Xolani Nkosi	Travel claim for Asset and Revenue Manager post	1 456.90	2020/09/08	2020/09/17	YES	
332	Regency Office Furniture	Office chairs for Finance Officials	14 720.00	2020/09/07	2020/09/17	YES	
333	Zirho Ndlovu	Travel claim for Asset and Revenue Manager post	717.00	2020/09/08	2020/09/17	YES	
334	Cee yes Institute of Fashion	Training and development of Fashion Models	89 490.00	2020/09/07	2020/09/17	YES	
335	Shiniquns Contractors	Supply of poultry producers/ growers within the Municipal jurisdiction of ward:2,5,6,7,12, and 15	29 785.20	2020/09/08	2020/09/17	YES	
336	Matthew Francis Inc Attorney	Attending on receipt and persual of email received from Joel Mazibuko and Kathy Abett	1 581.25	2020/09/11	2020/09/17	YES	
337	ILGM Provincial	Membership Fees for Mr S V Mngadi and Mr ZL Dlamini	1 900.00	2020/09/11	2020/09/17	YES	
338	Xaba M.A	Tyre repairs of the Municipal Vehicles	2 620.00	2020/09/10	2020/09/17	YES	
339	Smart SEC (Pty) Ltd	Security service fee for September and VIP Bodyguards for Mayor DM and MM	715 052.10	2020/09/08	2020/09/17	YES	
340	Underberg Forge	Purchase of Medication for treatment of the Animals	6 663.47	2020/09/15	2020/09/17	YES	
341	Ezimaqhikabomvu Trading	Removal of existing sewer line and install new line in one of the Municipal Houses Lot no 87	28 900.00	2020/09/11	2020/09/17	YES	
342	Eskom: Eskom Old Post Office	Electricity for September Statement	1 657.08	2020/09/11	2020/09/19	YES	
343	Eskom: Eskom Health Committee Office	Electricity for September Statement	10 041.21	2020/09/11	2020/09/19	YES	
344	Eskom: Sirofiefield Nkwesela	Electricity for September Statement	2 574.85	2020/09/11	2020/09/19	YES	
345	Eskom Lot3 Smith Street	Electricity for September Statement	2 241.03	2020/09/11	2020/09/19	YES	
346	Eskom Creighton Local Authority Activities	Electricity for September Statement	3 673.71	2020/09/11	2020/09/19	YES	
347	Eskom: Lot68 West End	Electricity for September Statement	325.23	2020/09/11	2020/09/19	YES	
348	Eskom: Creighton Pound	Electricity for September Statement	5 423.73	2020/09/11	2020/09/19	YES	
349	Eskom: 5441662813	Electricity for September Statement	1 826.14	2020/09/11	2020/09/19	YES	
350	Eskom: 7220847783	Electricity for September Statement	5 030.94	2020/09/11	2020/09/19	YES	
351	Eskom: Municipal Houses	Electricity for September Statement	4 782.69	2020/09/11	2020/09/19	YES	
352	Matthew Francis Inc	Electricity for September Statement	81 473.51	2020/09/11	2020/09/19	YES	
353	Eskom: Free Basic Electricity	FBE for September Statement	110 527.71	2020/09/11	2020/09/19	YES	
354	Transnet	Annual Rental	52 276.23	2020/09/10	2020/09/19	YES	
355	Inside data	Laser printer and mail for July Postane for July&Courier for August	30 486.81	2020/09/17	2020/09/19	YES	
356	University of Kwazulu Natal	Study Assistance for N Miva	30 000.00	2020/09/17	2020/09/19	YES	
357	B & B Transport	Plant hire for Ward 15 Phomela and Zitendeni Access road certificate.1	1 625 295.00	2020/09/14	2020/09/30	YES	
358	Kenush's Transport CC	Plant hire for Ward 3 Reservoir,Mence,Poloway and Spar Road certificate.1	1 611 285.00	2020/09/11	2020/09/19	YES	
359	Eskom Bulwer CSC	Eskom September statement	12 601.80	2020/09/17	2020/09/19	YES	
360	Eskom: 6521626228	Eskom September statement	31 320.49	2020/09/17	2020/09/19	YES	
361	Eskom Creighton Streetlight	Eskom September statement	2 791.43	2020/09/17	2020/09/19	YES	
362	SA Post Office	Licensing fees for Municipal Vehicle	155 970.10	2020/09/17	2020/09/19	YES	
362	Anvison Computers	Laptop for Nomumelelo Xaba	24 946.00	2020/09/16	2020/09/30	YES	
363	Mazulukweni Trading	Supply & delivery of surgical mask	3 200.00	2020/09/15	2020/09/30	YES	
364	Bryes System Integration	Billing, Budget support& Expenditure support	100 823.95	2020/09/16	2020/09/30	YES	
365	Powervision Technology	Hosting of emails and maintenance of NDZ Website	5 766.00	2020/09/15	2020/09/30	YES	
366	Gameon Projects	Treated Poles for fixing Municipal roads	27 750.00	2020/09/15	2020/09/30	YES	
367	Anvison Computers	Laptop charger& Battery for L Mhlavu, Terabyte for Mr KMB Mzimela & charger and hard drive for S zondi	7 135.00	2020/09/16	2020/09/30	YES	

LIST OF PAYMENTS MADE IN THE MONTH OF SEPTEMBER

PAYMENT NUMBER	SUPPLIER NAME	DESCRIPTION	AMOUNT	DATE OF INVOICE	PAYMENT DATE	COMPLIANCE	COMMENTS
368	Anvision Computers	Laptop for Xolani Mkhize	22 590.00	2020/09/16	2020/09/30	YES	
369	Anvision Computers	laptop and bag for L.J Molefe	19 981.00	2020/09/16	2020/09/30	YES	
370	Anvision Computers	Laptop for SS Mbaatha	23 959.00	2020/09/16	2020/09/30	YES	
371	Anvision Computers	laptop for Mr KMB Mzimela	29 210.00	2020/09/16	2020/09/30	YES	
372	Ayanda Mbananga	Advert for Asphalts surfacing Roads	7 077.16	2020/09/15	2020/09/30	YES	
373	Nashua	BTO Telephone line repairs	3 622.50	2020/09/15	2020/09/30	YES	
374	Auditor General	Audit fees	186 746.11	2020/09/16	2020/09/30	YES	
375	Chief Registrar of Deeds	Deeds account	3 493.00	2020/09/18	2020/09/30	YES	
376	Rural Metro	PSA Lite breathing Apparatus, Breathing cylinder&spray gun	17 549.00	2020/09/16	2020/09/30	YES	
377	Creighton service station	Diesel for Municipal truck	3 078.09	2020/09/04	2020/09/30	YES	
378	Ezimaphikabomvu Trading	face shield for municipal workers	11 250.00	2020/09/16	2020/09/30	YES	
379	Anvision Computers	Laptop and Bag for K.E Dhlomo	27 228.00	2020/09/16	2020/09/30	YES	
380	Nkwezela Funeral Parfleur	Funeral support for Maduna Ranganala Madonda&Madlala family	6 000.00	2020/09/16	2020/09/30	YES	
381	Canyon Office	Microwave for Main Building office	1 746.39	2020/09/08	2020/09/30	YES	
382	Ngenzekile Construction	Retention paid for Renovation of Nkelabantwana certificate.3	15 435.20	2020/09/08	2020/09/30	YES	
383	Makize Plumbing	Renovation of Creighton main Building certificate.3	148 711.86	2020/09/08	2020/09/30	YES	
385	Engineering Council of S.A	Membership fee for S. Ntshiza	1 810.00	2020/09/02	2020/09/30	YES	
386	Eskom Public toilets main street	Electricity September statement	127.06	2020/09/22	2020/09/30	YES	
387	Eskom Bulwer Art Centre	Electricity September statement	7 297.81	2020/09/22	2020/09/30	YES	
388	Eskom 187 Mackenzie Street	Electricity September statement	3 734.04	2020/09/22	2020/09/30	YES	
389	Eskom Himeville Post Office	Electricity September statement	11 662.83	2020/09/22	2020/09/30	YES	
390	Eskom Himeville area	Electricity September statement	4 025.39	2020/09/22	2020/09/30	YES	
391	Powervision Technology	Hosting of emails and maintenance of NDZ Website	5 957.00	2020/09/21	2020/09/30	YES	
392	Underberg Forge	Animal feed for impounded animals at the Himeville pound	2 885.30	2020/09/21	2020/09/30	YES	
393	Reagency Office Furniture	Desk and 2 chairs for Development town planning office	19 665.00	2020/09/21	2020/09/30	YES	
394	Ngwakazi Catering & Take away	Lunch for Ministerial visit	24 500.00	2020/09/21	2020/09/30	YES	
395	Radebe's Car Wash	Cleaning of Municipal vehicles	2 860.00	2020/09/21	2020/09/30	YES	
396	Eskom Himeville Pound	Electricity September statement	2 865.18	2020/09/22	2020/09/30	YES	
397	Sphikeleli Transport	Purchase of 100 Still water for PWBS Department	1 100.00	2020/09/21	2020/09/30	YES	
398	Nosa(PTY) Ltd	training for introduction to samitrac	16 980.00	2020/09/21	2020/09/30	YES	
399	Four star communication Trading	Training for 20 local Crafters at Underberg	10 580.00	2020/09/22	2020/09/30	YES	
3100	Greenoor landscap PTY (LTD)	Provision of Horticultural Management services cert.18	25 875.00	2020/09/18	2020/09/30	YES	
3102	Eskom 111 Streetlight Himeville	Electricity September statement	5 898.67	2020/09/23	2020/09/30	YES	
3103	BG Mazongolo construction	Retention paid for Gqumeni Creche certificate.6	101 089.77	2020/09/11	2020/09/30	YES	
3104	BG Mazongolo construction	Gqumeni Creche certificate.5	180 435.79	2020/09/11	2020/09/30	YES	
3105	Eskom 131 street light	Electricity September statement	14 042.37	2020/09/25	2020/09/30	YES	
3106	Eskom: 7235933938	Electricity September statement	2 323.12	2020/09/25	2020/09/30	YES	
3107	Nduna Organization	Renovation of Mqulwela community hall cert.4	8 684.00	2020/09/17	2020/09/30	YES	
3108	MyLucy (Pty) LTD	Microsoft office for N Khubone,External hardrive for Mr P Sosibo & laptop charger for Lebo&Nkonzo	5 170.92	2020/09/23	2020/09/30	YES	
3109	WNA Consulting JV Mahlubi	Underberg Asphalt road PH2 certificate.5	1 339 724.90	2020/09/22	2020/09/30	YES	
3110	Anvision Computers	Laptop and Microsoft office for Mr Mazibuko	29 210.00	2020/09/21	2020/09/30	YES	
3111	Vunguza business Enterprise	Renovation of Sonyongwana Comm Hall cert.4	17 191.35	2020/09/15	2020/09/30	YES	
3112	Bulwer Library & Hall: 6241271066	Electricity September statement	18 971.83	2020/09/25	2020/09/30	YES	
3113	Eskom Himeville Pound	Electricity September statement	2 865.18	2020/09/25	2020/09/30	YES	
3114	Mathutha Trading Enterprise	Cleaning material for Municipality	48 475.00	2020/09/15	2020/09/30	YES	
3115	Ngwakazi Catering & Take away	Breakfast for MEC Champions Anti-GBV Program at Donnybrook	9 750.00	2020/09/21	2020/09/30	YES	
3116	Masakhekulunge Project Managers	Consultant for Creighton Sportfield Cert2	632 500.00	2020/09/22	2020/09/30	YES	

LIST OF PAYMENTS MADE IN THE MONTH OF SEPTEMBER

PAYMENT NUMBER	SUPPLIER NAME	DESCRIPTION	AMOUNT	DATE OF INVOICE	PAYMENT DATE	COMPLIANCE	COMMENTS
3117	Enviroserv	Waste removal for August	188 325.74	2020/09/15	2020/09/30	YES	
3118	Enviroserv	Waste removal for July	81 970.12	2020/09/15	2020/09/30	YES	
3119	SARS	PAYE for September	694 000.32	2020/09/25	2020/09/30	YES	
3120	SARS UIF	UIF for September	62 358.22	2020/09/25	2020/09/30	YES	
3121	SARS SDL	SDL for September	47 392.87	2020/09/25	2020/09/30	YES	
3122	1 Assist Service	Excess payment for replacement of windscreen on TLB	8 610.92	2020/09/29	2020/09/30	YES	
3123	Ayanda Mbanja	Advert of service providers for maintenance and Installation of air conditioners, Electrical works and Repairs and maintenance of small plants and Environmental studies for Dr NDZ LM	5 002.96	2020/09/22	2020/09/30	YES	
3124	Tunimart Travel Agency	Venue for 30 people for a consultation meeting in Underberg, Accommodation for Mrs C Taylor and Mr S Radebe attending Skills Audit Data Analysis and Report writing Training at the COGTA Mayville Office and Accommodation for Ms Z Mlati in Durban for the CPMD TRAINING	11 884.28	2020/09/21	2020/09/30	YES	
3125	Inside data	Postage for August Statement	21 883.40	2020/09/29	2020/09/30	YES	
3126	Time Freight	Courier Envelop for National Treasury and Co-operative	1 529.70	2020/09/25	2020/09/30	YES	
3127	The Don Ira family Trust	September Rental for Himmeville Offices	4 332.96	2020/09/07	2020/09/30	YES	
3128	Eskom Underberg taxi rank	Electricity September statement	2 709.16	2020/09/30	2020/09/30	YES	
3129	Eskom Lot 178 Himmeville Travel Agency	Electricity September statement	5 705.44	2020/09/30	2020/09/30	YES	
11273	Cash Qheque	Licensing fees for Municipal Vehicle	1 104.10	2020/09/09	2020/09/09	YES	
11277	Cash Qheque	Certificate of road worthiness for Municipal Vehicle: NIP	3 630.00	2020/09/09	2020/09/09	YES	
11278	Cash Qheque	2401.2348 2400 2400 2398 2399 1809	1 000.00	2020/09/15	2020/09/15	YES	
11282	Cash Qheque	Renewal of PDP for Mr SC Madlala	6 000.00	2020/09/15	2020/09/15	YES	
11283	Cash Qheque	Renewal of PDP for PWBS Staff, Mr C Mazeka, D Dlamini, S Zondi, S Zulu, B Dlamini, T E Sikhakhane	1 500.00	2020/09/15	2020/09/15	YES	
		Renewal for PDP for Mr NC Dlamini					
		<b>TOTAL PAYMENTS</b>	<b>12 528 722.46</b>				

Prepared by:   
 Signature: \_\_\_\_\_

Reviewed by:   
 Signature: \_\_\_\_\_

## HIGHEST PAID CREDITORS FOR SEPTEMBER 2020

SUPPLIER	DESCRIPTION	AMOUNT
B & B Transport	Plant hire for Ward 15 Access road certificate.1	1 625 295.00
Kerush's Transport CC	Plant hire for Ward 3 Access road certificate.1	1 611 265.00
Stedone Development	Bhidla Housing Project Certificate.35	1 382 220.00
WNA Consulting JV Mahlubi	Underberg Asphalt road PH2 certificate.5	1 339 724.90
Siyajuluka JV Ukwazi Home Development	Mqulela sportfield certificate7	891 994.56
Smart SEC (Pty) Ltd	Security Service Fees for September and VIP Bodyguard fees for Mayor,MM and DM	715 052.10
Masakhekulunge Project Managers	Consultant for Creighton Sportfield Certificate2	632 500.00
Vathers Attorneys	Retention paid for Inkonka Civil CC	306 830.34
BG Mazongolo construction	Gqumeni Creche certificate 5 and Retention paid for Gqumeni Creche certificate.6	281 525.56
Enviroserv	Waste removal for July and August	270 295.86
<b>TOTAL</b>		<b>9 056 703.32</b>

REPORT FOR CREDITORS PAID WITHINI 30 DAYS IN SEPTEMBER 2020

Number of Payments	COMPLIED	NOT COMPLIED	PERCENTAGE
140	140		100%

Prepared by: *[Signature]*  
Signature: *[Signature]*

Review by: \_\_\_\_\_  
Signature: *[Signature]*

**QUARTELY REPORT  
FOR  
EXPENDITURE MANAGEMENT UNIT**

## EXPENDITURE MANAGEMENT REPORT FOR FIRST QUARTER

<b>AUTHOR</b>	:	Chief Financial Officer
Levels	:	1 <sup>st</sup> Level –MANCO
	:	2 <sup>ND</sup> Level- Committee
	:	3 <sup>RD</sup> Level-Exco
	:	4 <sup>th</sup> Level-Council

### 2. PURPOSE

To report to the committee on the payments made during the First quarter

### 3. LEGAL REQUIREMENTS

- MFMA Act NO .56 of 2003

### 4. BACKGROUND AND REASONING

The accounting officer of a municipality is responsible for the management of the expenditure of the municipality. The accounting officer must take all reasonable steps to ensure that the municipality has and maintains an effective system of expenditure control, including procedures for approval, authorisation, withdrawal and payments of funds

The accounting officer must also make sure that the municipality has and maintains a system of internal control in respect of creditors and payments, that payments by the municipality are made directly to the person to whom it is due unless agreed otherwise for reasons as may be prescribed, and that all money owing by the municipality be paid within 30 days of receiving the relevant invoice or statement, unless prescribed otherwise for certain categories of expenditure.

### 5. FINANCIAL IMPLICATIONS

No financial implications

### 6. STAFF IMPLICATIONS

No staff implications

### 7. Annexures

- Payment listing DR Nkosazana Dlamini Zuma Municipality
- Highest creditors paid in the first quarter
- Compliance percentage
- List of FBE beneficiaries

### 8. RECOMMENDATIONS

That this report noted by the committee

LIST OF PAYMENTS MADE IN THE MONTH OF JULY						
PAYMENT NUMBER	SUPPLIER NAME	DESCRIPTION	AMOUNT	DATE OF INVOICE	PAYMENT DATE	COMPLIANCE COMMENTS
101	Inside data	Laser print7 Mail statement, Courier charges for June& Postage for May statement	29 912.48	2020/06/30	2020/07/17	YES
102	Nothando Dlamini	Overtime payment for N Dlamini (Co:rita finance intern)	602.40	2020/06/30	2020/07/17	YES
103	Nashua	Telephone fees for April	5 094.04	2020/06/29	2020/07/17	YES
104	Nashua	Microsoft office Software for Miss N Miya	4 824.20	2020/06/30	2020/07/17	YES
105	Akhona Skills Foundation	Customer care training	80 100.00	2020/06/30	2020/07/17	YES
106	Radebe's Car Wash	Washing of Municipality Vehicles	1 400.00	2020/06/30	2020/07/17	YES
107	Byres System Integration	Support Draft Budget,final Budget,Adjustment Budget, Expenditure & project Admin	42 352.20	2020/07/03	2020/07/17	YES
108	Department of Labour	Final assessment 2019 Provisional Ass 2020 & Minus Prov ass2019	301 035.32	2020/06/22	2020/07/17	YES
109	Kgolo Institute	Training of SMMME's and Co-operatives in Business Administration for 20 learners	181 125.00	2020/06/30	2020/07/17	YES
110	Masakhekulunge Project Managers	Mnundekweni Sportfield certificate.5	49 349.18	2020/06/20	2020/07/17	YES
111	Lemalwa Trading	Masameni Sporfield certificate.10	1 126 403.45	2020/06/29	2020/07/17	YES
112	WNA Consulting JV Mahlubi	Underberg Asphalt Phase 2 certificate.4	737 535.18	2020/06/30	2020/07/17	YES
113	Masakhekulunge Project Managers	Masameni Sporfield certificate.7	135 168.41	2020/06/29	2020/07/17	YES
114	Sirho-Glad Construction and General	Underberg Taxi rank certificate.6	958 582.33	2020/06/30	2020/07/17	YES
115	Masakhekulunge Project Managers	Dumabezwe sportfield certificate.7	98 445.01	2020/06/29	2020/07/17	YES
116	Vunjuza Business Enterprise	Renovation of Sonvoqwana Community Hall certificate.2	51 224.00	2020/06/30	2020/07/17	YES
117	Sivafuluka JV Ukwazi Home Dev	Mquelela Sportfield certificate.6	1 554 542.03	2020/06/30	2020/07/17	YES
118	All Steel Fencing	Mquelela Sportfield certificate.6	554 300.00	2020/06/30	2020/07/17	YES
119	Zamokuhle Matherhwa	Claim for interview travel allowance	60.00	2020/06/22	2020/07/17	YES
120	Maqubane Plant & Contractors	Dumabezwe sportfield certificate.8	820 375.05	2020/06/30	2020/07/17	YES
121	Nashua	Fridge for Corporate services	13 823.00	2020/06/26	2020/07/17	YES
122	Maguqqa Trading (PTY) LTD	Crown lift trees at Himeville Ar buckle street& sutton street	29 800.00	2020/06/30	2020/07/17	YES
123	Nkwezela Funeral Parour	Funeral Support for Gumede family	5 750.00	2020/06/26	2020/07/17	YES
124	Enviroserv	Collection of refuse waste at Himeville	34 418.57	2020/06/30	2020/07/17	YES
125	Sivaphendula Trading	Agricultural support: Lime, Weed control&insect control	22 815.01	2020/06/30	2020/07/17	YES
126	Sidalisu 94 Trading & Project	Agricultural support: Lime, Weed control&insect control	30 000.00	2020/06/26	2020/07/17	YES
127	ZAQ Finance	Grap 25 Actuarial valuation, Grap 19 Landfill valuation for Bulwer&Creighton	80 500.00	2020/06/30	2020/07/17	YES
128	Powervision Technology	ICT Support for June	18 300.00	2020/06/18	2020/07/17	YES
129	Underberg Forest Garden	Repair for Ride on Mower	5 698.25	2020/06/29	2020/07/17	YES
130	Harvey World Travel Agency	Accommodation for S.Jali, PM Dlamii, Clir Mkhize&flight for PM Dlamini	11 114.72	2020/06/24	2020/07/17	YES
131	Fundicebo (Pty) Ltd	Irrigation material for Sweilhe Co-operative	29 000.00	2020/06/30	2020/07/17	YES
132	Mathutha Trading Enterprise	Paper towel and dispensers for for Municipal Wokers	22 600.00	2020/06/29	2020/07/17	YES
133	Fire Check	Fire Extinguishers	15 748.68	2020/06/26	2020/07/17	YES
134	Ezasebo 13 Trading	Promotional materia for Bulwer library	28 947.00	2020/06/26	2020/07/17	YES
135	Afunwenwe Construction and Project	Cutting of Trees and Cleaning Municipality sites and Building	28 480.00	2020/06/26	2020/07/17	YES
136	Ayanda Mbanja	Advert for Vacant post and Special Adjustment	21 981.18	2020/06/29	2020/07/17	YES
138	Mthokozisi B Nishancase	Claim for interview travel allowance	1 141.07	2020/07/07	2020/07/17	YES
139	Luvhend (PTY) LTD	paraquat 200sl	2 400.00	2020/06/29	2020/07/17	YES
140	Esikom: Free Basic Electricity	Free Basic Electricity for July	104 422.93	2020/07/10	2020/07/17	YES



LIST OF PAYMENTS MADE IN THE MONTH OF JULY						
PAYMENT NUMBER	SUPPLIER NAME	DESCRIPTION	AMOUNT	DATE OF INVOICE	PAYMENT DATE	COMPLIANCE COMMENTS
141	Matthew Francis Inc	ELCO Aschalters	26 930.19	2020/06/30	2020/07/17	YES
142	XABA M.A	Repair of Tyres of Municipal Vehicles	2 230.00	2020/07/01	2020/07/23	YES
143	Matthew Francis Inc	J Grinwis and Land swap agreement review	56 015.64	2020/06/30	2020/07/17	YES
144	The Don Ita Family	July rental for Himeville Tourism offices	4 263.67	2020/07/01	2020/07/17	YES
145	ILGM Provincial	Membership fee for N Vezzi & SJ Sondezi	1 900.00	2020/07/03	2020/07/17	YES
146	Eskom: Eskom Old Post Office	Electricity July statement	1 599.04	2020/07/15	2020/07/17	YES
147	Eskom: Eskom Health Committee Office	Electricity July statement	8 949.85	2020/07/15	2020/07/17	YES
148	Eskom: Lot 3 Smith Street	Electricity July statement	1 461.43	2020/07/15	2020/07/17	YES
149	Eskom: 5441662813	Electricity July statement	2 204.75	2020/07/15	2020/07/17	YES
150	Eskom: Creighton Local Authority Activities	Electricity July statement	4 023.75	2020/07/15	2020/07/17	YES
151	Eskom: Lot 68 West End	Electricity July statement	345.70	2020/07/15	2020/07/17	YES
152	Eskom: 6521626228	Electricity July statement	36 239.48	2020/07/15	2020/07/17	YES
153	Eskom: Creighton Pound	Electricity July statement	4 374.93	2020/07/15	2020/07/17	YES
154	Smart Sec (Pty) Ltd	Security services for June and July	737 465.84	2020/07/17	2020/07/17	YES
155	Viv Made	Claim for Attendance of APAC meeting on 28/06/2020	8 587.50	2020/07/02	2020/07/23	YES
156	Viv Made	Claim for Attendance of APAC meeting on 10/01/2020	9 886.18	2020/06/30	2020/07/23	YES
157	P Mntambo	Claim for Attendance of Audit committee meeting on 28/06/2020	9 160.00	2020/07/02	2020/07/23	YES
158	P Mntambo	Claim for Attendance of Audit committee meeting on 10/01/2020	7 983.63	2020/06/30	2020/07/23	YES
159	Stedone Development	Bhidla Housing project certificate.31	1 042 562.05	2020/06/30	2020/07/09	YES
160	Stedone Development	Bhidla Housing project certificate.32	1 203 650.00	2020/06/30	2020/07/09	YES
161	Capumed health	screening of workers for symptoms of Covid 19	118 000.00	2020/06/30	2020/07/09	YES
162	Eskom Himeville area	Electricity July statement	4 526.84	2020/07/22	2020/08/01	YES
163	Underberg forje	F-10 concentrate disinfeciant Dilutable	24 649.33	2020/07/23	2020/08/01	YES
164	Go Mobile	Laptop bag for N Hollwe	3 824.00	2020/07/23	2020/08/01	YES
165	Anancwabane Trading Enterprise	Stationary	50 050.00	2020/07/23	2020/08/01	YES
166	Matthew francis Inc Attorneys	Investigation into Allegation of corruption at NDZ	3 363.74	2020/06/30	2020/08/01	YES
167	SALGA	Membership fee for 2020/2021	805 000.00	2020/07/28	2020/08/01	YES
168	Eskom Bulwer CSC	Electricity July statement	13 446.84	2020/07/28	2020/08/01	YES
169	Eskom Himeville compound	Electricity July statement	5 568.33	2020/07/28	2020/08/01	YES
170	Eskom Toilets Main street	Electricity July statement	127.06	2020/07/22	2020/08/01	YES
171	Isipho capital Motor	Supply&delivery of Municipal vehicles	587 002.38	2020/07/23	2020/08/01	YES
172	Eskom Streetlight Bulwer&Pholela	Electricity July statement	2 248.10	2020/07/22	2020/08/01	YES
173	Eskom 111 Streetlight Himeville	Electricity July statement	5 708.86	2020/07/22	2020/08/01	YES
174	Eskom Bulwer Art centre	Electricity July statement	7 475.99	2020/07/22	2020/08/01	YES
175	Eskom Creighton Streetlight	Electricity July statement	2 711.84	2020/07/22	2020/08/01	YES
176	Singela Trading	Supply&delivery of Protective clothing	30 649.50	2020/06/25	2020/07/09	YES
177	Chartered Institute of Government Finance	Membership fee for N Khuboni	200.00	2020/07/08	2020/07/09	YES
178	Chartered Institute of Government Finance	Membership fee for MP Mtungwa	200.00	2020/07/08	2020/07/09	YES
179	Chartered Institute of Government Finance	Membership fee for T Nsindane	350.00	2020/07/08	2020/07/09	YES
180	Chartered Institute of Government Finance	Membership fee for I. T Khumalo	200.00	2020/07/07	2020/07/09	YES
181	SARS	PAYE	671 502.32	2020/07/23	2020/07/23	YES
182	SARS	UIF	60 741.84	2020/07/23	2020/07/23	YES
<b>TOTAL PAYMENTS</b>			<b>12 806 751.29</b>			

Prepared by: *P. S. Mungwa*  
 Signature: *[Signature]*

Reviewed by: *[Signature]*  
 Signature: *[Signature]*

LIST OF PAYMENTS MADE IN THE MONTH OF AUGUST

PAYMENT NUMBER	SUPPLIER NAME	DESCRIPTION	AMOUNT	DATE OF INVOICE	PAYMENT DATE	COMPLIANCE	COMMENTS
201	GreenDoor Landscapje service	Holiculture management certificate.8	25 875.00	2020/07/20	2020/08/07	YES	
202	Enviro serv	waste removal for July	72 363.83	2020/07/24	2020/08/07	YES	
203	Smart Sec (Pty) Ltd	Security services for August	737 465.84	2020/08/12	2020/08/07	YES	
204	Sijho-Glad Construction and General	Bulwer Ash-halls phase 6 retention maid certificate.4	179 987.80	2020/07/07	2020/08/07	YES	
205	Indwe Risk services	Insurance renewal fees for July 2020-2021	51 987.09	2020/08/07	2020/08/15	YES	
206	Konika Minolta	Telephone fees for July	54 310.75	2020/08/11	2020/08/15	YES	
207	Shemuntu&Son's	Supply and delivery of Gazebo	20 000.00	2020/08/05	2020/08/15	YES	
208	Ayanda Mbangwa	Advert for vacant post of 4 Traffic officer	6 662.17	2020/07/30	2020/08/15	YES	
209	Esikom	network for himeville offices for July	2 315.93	2020/08/07	2020/08/15	YES	
210	Esikom: Sportfield Nkwezela	Electricity July statement	3 066.47	2020/08/07	2020/08/15	YES	
211	Engineering Council of South Africa	Annual fees for Mr S.V Chule	1 810.00	2020/07/28	2020/08/15	YES	
212	Inkotha Agencies Sports and Co	Traffic Uniform for new Traffic officer Mr N Shabalala	17 972.00	2020/08/05	2020/08/15	YES	
213	Stedone Development	Bhidla Housing Projects	2 616 373.03	2020/08/05	2020/08/15	YES	
214	Versatile Interior cc	Leather high back chairs for Z Mlatha LED Manar& P.A	6 146.50	2020/07/20	2020/08/15	YES	
215	Bulwer Library & Hall: 5241271066	Electricity July statement	20 960.31	2020/08/07	2020/08/15	YES	
216	Crelighton service station	Diesel for drip torch	2 538.56	2020/07/27	2020/08/15	YES	
217	Powervision Technology	ICT Support for July 2020	24 350.00	2020/07/30	2020/08/15	YES	
218	Inside data	Laser print&mail June statement.cunor charges July& mostare June	30 144.53	2020/08/13	2020/08/15	YES	
219	Esikom: Free Basic Electricity	Free Basic Electricity for August	111 050.03	2020/08/13	2020/08/31	YES	
220	Esikom: Crelighton Local Authority Activity	Electricity August statement	2 456.65	2020/08/13	2020/08/31	YES	
221	Esikom: 187 Mackenzie Street	Electricity July statement	5 147.30	2020/08/17	2020/08/31	YES	
222	Esikom: Crelighton Pound	Electricity July statement	6 580.12	2020/08/13	2020/08/31	YES	
223	Esikom: Himeville Post Office	Electricity July statement	9 532.18	2020/08/17	2020/08/31	YES	
224	Esikom: 131 street light	Electricity July statement	6 642.39	2020/08/17	2020/08/31	YES	
225	Esikom: Lot 178 Himeville Travel Agency	Electricity July statement	7 903.55	2020/08/17	2020/08/31	YES	
226	Esikom: Esikom Health Committee Office	Electricity August statement	10 665.42	2020/08/13	2020/08/31	YES	
227	Esikom: Donybrook Kevelaer Mission	Electricity August statement	5 644.22	2020/08/17	2020/08/31	YES	
228	Esikom: Esikom Old Post Office	Electricity August statement	1 697.93	2020/08/17	2020/08/31	YES	
229	Esikom: 5441662813	Electricity August statement	826.65	2020/08/13	2020/08/31	YES	
230	ESKOM LOT3 SMITH STREET	Electricity August statement	1 058.20	2020/08/17	2020/08/31	YES	
231	Esikom: Crelighton Streetlight	Electricity August statement	3 177.07	2020/08/17	2020/08/31	YES	
232	Esikom: Sportfield Nkwezela	Electricity August statement	2 896.11	2020/08/17	2020/08/31	YES	
233	Esikom: 7220847783	Electricity August statement	17 920.07	2020/08/17	2020/08/31	YES	
234	Esikom: Municipal House	Electricity July statement	4 040.46	2020/08/17	2020/08/31	YES	
235	Esikom: old main road library 5403179203	Electricity July statement	21 667.58	2020/08/13	2020/08/31	YES	
236	Esikom: Underberg taxi rank	Electricity July statement	3 433.50	2020/08/13	2020/08/31	YES	
237	ESKOM: Agricultural Hall	Electricity July statement	6 064.93	2020/08/17	2020/08/31	YES	
238	Esikom: Bulwer taxi rank	Electricity July statement	2 749.27	2020/08/17	2020/08/31	YES	
239	ESKOM: MUNICIPAL HOUSES	Electricity August statement	12 963.36	2020/08/17	2020/08/31	YES	
240	Mathew Francis cc	Collection commission due	143 887.56	2020/08/17	2020/08/31	YES	
241	Powervision Technology	ICT Support for August 2020	24 400.00	2020/08/19	2020/08/31	YES	
242	Welcom Investment (PTY) LTD	Supply and delivery of resale bags	53 331.25	2020/08/19	2020/08/31	YES	
243	Ikhenani Ielhu	Emtling of Municipal Sertic tank	30 000.00	2020/08/19	2020/08/31	YES	
244	Gameon Projects	Face shield for workers to protect Covid	7 000.00	2020/08/18	2020/08/31	YES	
245	MC Ntshahintshali Attorney's	Bill for Attorney's	73 365.01	2020/08/17	2020/08/31	YES	
246	Alcohol Breathalysers	Wipers for Municipal workers for Covid 19	9 897.99	2020/08/20	2020/08/31	YES	
247	Madibonqwane Projects	Block making machine	136 000.00	2020/08/20	2020/08/31	YES	
248	GreenDoor Landscapje service	Holiculture management certificate 9	25 875.00	2020/08/20	2020/08/31	YES	
249	Caumed Health	Testing and Reporting of workers for Covid 19	30 000.00	2020/08/19	2020/08/31	YES	
250	Vunyuza Business Enterprise	Renovation of Sonvonywana Comm Hall cert.3	96 032.65	2020/08/12	2020/08/31	YES	
251	Stedone Development	Bhidla Housing Projects certificate.34	1 168 089.64	2020/08/11	2020/08/31	YES	
252	The Don Ira Family Trust	Aunust rental for Himeville Tourism office	4 511.21	2020/08/20	2020/08/31	YES	
253	Redebe's Car Wash	Cleaning of Municipality Vehicles	1 540.00	2020/08/21	2020/08/31	YES	
254	Crelighton service station	Patrol for Truck donated by COGTA	2 650.01	2020/08/17	2020/08/31	YES	
255	Lakhani Trading	Supply and Delivery of Sanitizer sirrav bottles	18 750.00	2020/08/19	2020/08/31	YES	

LIST OF PAYMENTS MADE IN THE MONTH OF AUGUST

PAYMENT NUMBER	SUPPLIER NAME	DESCRIPTION	AMOUNT	DATE OF INVOICE	PAYMENT DATE	COMPLIANCE	COMMENTS
256	Government Printing Works	Advert for Evaluation roll IDP Final Budget tariffs for NDZ Municipality	16 140.79	2020/08/19	2020/08/31	YES	
257	Zinyi & Sons	Disaster management blanket Mairress and Plastic sheet	29 820.00	2020/08/19	2020/08/31	YES	
258	Lakhani Trading	Disaster management blanket Mairress and Plastic sheet	29 550.00	2020/08/20	2020/08/31	YES	
259	Iqoda Project PTY Ltd	Electrification of Greater Bulwer PH2 retention paid cert.6	23 200.16	2020/08/12	2020/08/31	YES	
260	Iqoda Project PTY Ltd	Electrification of Greater Ntshihlani PH2 retention paid cert.5	23 200.16	2020/08/12	2020/08/31	YES	
261	Iqoda Project PTY Ltd	Electrification of Greater Sandanezwe PH2 retention paid cert.6	46 480.72	2020/08/12	2020/08/31	YES	
262	Iqoda Project PTY Ltd	Electrification of Greater Nkwezela PH2 retention paid cert.5	22 017.18	2020/08/12	2020/08/31	YES	
263	Inside data	Laser print & mail July statement	8 352.94	2020/08/24	2020/08/31	YES	
264	Auditor General	Audit fees	84 168.38	2020/08/17	2020/08/31	YES	
265	Eskom Bulwer Art Centre	Electricity August statement	7 935.26	2020/08/24	2020/08/31	YES	
266	Bulwer Library & Hall: 5241271066	Electricity August statement	20 944.49	2020/08/24	2020/08/31	YES	
267	Eskom Himeville area	Electricity August statement	4 718.46	2020/08/24	2020/08/31	YES	
268	Eskom Public Toliets Main street	Electricity August statement	144.59	2020/08/24	2020/08/31	YES	
269	Eskom Bulwer CSC	Electricity August statement	13 951.45	2020/08/24	2020/08/31	YES	
270	Salza	Task Job Evaluation system cost for 2016/2017	5 857.00	2020/08/24	2020/08/31	YES	
271	Eskom Streeligh Bulwer & Pholela	Electricity August statement	2 323.12	2020/08/24	2020/08/31	YES	
272	Amancwabane Trading	Stamp for Fire station	1 600.00	2020/08/20	2020/08/31	YES	
273	Eskom Himeville Pound	Electricity August statement	3 161.19	2020/08/24	2020/08/31	YES	
274	Eskom 187 Mackenzie Street	Electricity August statement	5 083.01	2020/08/24	2020/08/31	YES	
275	Eskom Himeville Post Office	Electricity August statement	12 758.73	2020/08/24	2020/08/31	YES	
276	BG Mezonoplo construction	Garment Creche certificate.4	191 460.51	2020/08/11	2020/08/31	YES	
277	Eskom 131 street light	Electricity August statement	6 985.15	2020/08/24	2020/08/31	YES	
278	Regency Office Furniture	Desk&side cabinet for Ms Phewa's office	9 085.00	2020/08/20			Not paid, supporting documentation was not enough
279	Gregory Family Trust	Refund for rate clearance certificate	4 696.77	2020/08/26	2020/08/31	YES	
280	Engineering Council of South Africa	Annual fees for Mr Pl Blose	4 480.00	2020/08/26	2020/08/31	YES	
281	Nokwazi Buthelezi	Refund for Hall hired	1 145.00	2020/08/26	2020/08/31	YES	
282	Ntombifuthi R Zondo	Refund for Hall hired	1 000.00	2020/08/26	2020/08/31	YES	
283	Puff Emergency service (PTY)LTD	Supply of Pouly feed	29 275.20	2020/08/20	2020/08/31	YES	
284	Versatille Interior cc	Visitors Chairs for community offices	6 380.98	2020/08/05	2020/08/31	YES	
285	Wild Ginjer Creative Consulting	Development & Printing of Brochures & maps	178 250.00	2020/08/19	2020/08/31	YES	
286	Majiki Construction	Creighton Library retention certificate.7	216 694.50	2020/08/17	2020/08/31	YES	
287	SARS	PAYE for August	661 074.38	2020/08/25	2020/08/31	YES	
288	SARS	UIF for August	61 137.46	2020/08/25	2020/08/31	YES	
11264	Petty Cash	Petty cash top up	4 612.60	2020/08/12	2020/08/12	YES	
11268	FNB Cheque	Vehicle licensing for NIP 2337, 2401, 2373, 2228, 2544, 2342, 2402, 2348	49 452.00	2020/08/26	2020/08/26	YES	
11269	FNB Cheque	And NUD 4825 4848, 5326 2217	26 154.00	2020/08/26	2020/08/26	YES	
11270	FNB Cheque	Vehicle licensing for NIP 2398	28 338.00	2020/08/26	2020/08/26	YES	
11271	FNB Cheque	Vehicle licensing for NIP 2399	49 794.00	2020/08/26	2020/08/26	YES	
11272	Cash Cheque	Vehicle licensing for NIP 2400, 2403 & NUD 4824	4 998.00	2020/08/26	2020/08/26	YES	
		Change of ownership for refuse Truck NIX 11791					
		<b>TOTAL PAYMENTS</b>	<b>7 840 206.30</b>				

Prepared by:   
 Signature: 

Reviewed by:   
 Signature: 

LIST OF PAYMENTS MADE IN THE MONTH OF SEPTEMBER

PAYMENT NUMBER	SUPPLIER NAME	DESCRIPTION	AMOUNT	DATE OF INVOICE	PAYMENT DATE	COMPLIANCE	COMMENTS
289	Eskom 111 streetlight himeville	Electricity August statement	5 896.67	2020/09/01	2020/09/03	YES	
290	Eskom Bulwer Dump site	Electricity August statement	2 353.99	2020/09/01	2020/09/03	YES	
291	Eskom Underberg Taxi rank	Electricity August statement	3 003.49	2020/09/01	2020/09/03	YES	
292	Eskom Lot 178 Himeville travel Agency	Electricity August statement	6 204.47	2020/09/01	2020/09/03	YES	
293	Eskom Bulwer taxi rank	Electricity August statement	2 353.34	2020/09/01	2020/09/03	YES	
294	Eskom Cariftal Building	Electricity August statement	33 482.14	2020/09/01	2020/09/03	YES	
301	ILGM Provincial	Membership Fees for MM Mzimela, MJ Sondezi, NI Wela, N Holiwe, Z Mlatha, MP Mtungwa, NN Vlakazi, NC Zezi, NM Dlamini, KE Dhlomo, M Sithole, M Radebe and MW Dlamini	12 350.00	2020/09/03	2020/09/03	YES	
302	Vaithers Attorneys	Retention paid for Milla Access road	306 830.34	2020/09/03	2020/09/03	YES	
303	Rural Metro	Fire brigade services for July 2020	139 386.70	2020/08/20	2020/09/17	YES	
304	Stedone Develoment	Bhidla Housing Project Certificate 35	1 382 220.00	2020/09/02	2020/09/17	YES	
305	Iqoda Project Pty Ltd	Electrification of Greater Underberg Ph2 cert5	23 200.16	2020/08/24	2020/09/17	YES	
306	Iqoda Project Pty Ltd	Electrification of Greater Nkumba Phase2 cert 6 retention paid	23 200.16	2020/08/24	2020/09/17	YES	
307	Iqoda Project Pty Ltd	Electrification of Greater Bhidla/ Sizamaniana Ph2 Cert5 retention paid	22 017.18	2020/08/24	2020/09/17	YES	
308	Iqoda Project Pty Ltd	Mhlangeni cert14 retention paid	158 347.42	2020/08/24	2020/09/17	YES	
309	Iqoda Project Pty Ltd	Electrification of Greater Milla/ Creighton Ph2 cert6 retention paid	22 017.18	2020/08/24	2020/09/17	YES	
310	Mafutha Trading Enterprise	Supply and delivery of toilet papers for all PWBS Centres	42 500.00	2020/09/04	2020/09/17	YES	
311	Anvission Computers	Laptop and microsoft office for Khanvi Mbele (SCM)	27 294.00	2020/09/04	2020/09/17	YES	
312	Anvission Computers	Laptop acer charger for T Ngobese	497.00	2020/09/04	2020/09/17	YES	
313	Truvelo Manufacturers	Calibration of sreed camera	9 446.91	2020/09/04	2020/09/17	YES	
314	Blue Magic Technologies	4 Single beds for fire fighters	20 600.00	2020/09/04	2020/09/17	YES	
315	Anvission Computers	Laptop and microsoft office for Lulama Hlangwa (Asset Management Unit Intern)	26 315.00	2020/09/04	2020/09/17	YES	
316	NUJ Towing and Recovery	Towing of vehicle for NUD to Creighton and Bulwer to Creighton	5 750.00	2020/09/03	2020/09/17	YES	
317	Anvission Computers	Repair of laptop for Cllr Nomalunelo Maroso	2 416.00	2020/09/04	2020/09/17	YES	
318	Ayanda Mbanqa	Advert for vacant post of ICT Officer, Management Representative and Fire Fighter Draft Budget IDP PMS SDF Framework	18 302.40	2020/09/04	2020/09/17	YES	
319	Nduna Organization	Mqulela sportfield cert3	95 000.00	2020/08/27	2020/09/17	YES	
320	Sivajuluka JV Ukwazi Home Development	Mqulela sportfield cert7	891 994.56	2020/08/24	2020/09/17	YES	
321	Konica Minolta	Photocopying and printing for August	58 059.22	2020/09/07	2020/09/17	YES	
322	NASHUA	Telephone fees for July and August	115 916.03	2020/09/07	2020/09/17	YES	
323	Underberg Forest Garden	Service of 2 baikkie sakkies for fire fighter and replace suction hose and nozzle	2 940.55	2020/09/03	2020/09/17	YES	
324	Zen T Creation (Pty) Ltd	Supply and delivery of face mask	27 800.00	2020/09/04	2020/09/17	YES	
325	Lusapho Matsiboba	Travel claim for Asset and Revenue Manager post	2 104.30	2020/09/08	2020/09/17	YES	
326	Bhekumuzi Mhlongo	Travel claim for Asset and Revenue Manager post	2 834.40	2020/09/08	2020/09/17	YES	
327	Noncedo Combo	Travel claim for Asset and Revenue Manager post	3 373.20	2020/09/08	2020/09/17	YES	
328	S.E. Matheniwa	Travel claim for Asset and Revenue Manager post	920.58	2020/09/08	2020/09/17	YES	
329	Muzi Langa	Travel claim for Asset and Revenue Manager post	2 938.10	2020/09/08	2020/09/17	YES	
330	Xolani Mkhathini	Travel claim for Asset and Revenue Manager post	3 204.50	2020/09/08	2020/09/17	YES	

LIST OF PAYMENTS MADE IN THE MONTH OF SEPTEMBER

PAYMENT NUMBER	SUPPLIER NAME	DESCRIPTION	AMOUNT INVOICE	DATE OF INVOICE	PAYMENT DATE	COMPLIANCE	COMMENTS
331	Xolani Nkosi	Travel claim for Asset and Revenue Manager post	1 456.90	2020/09/08	2020/09/17	YES	
332	Regency Office Furniture	Office chairs for Finance Officials	14 720.00	2020/09/07	2020/09/17	YES	
333	Zipho Ndlovu	Travel claim for Asset and Revenue Manager post	717.00	2020/09/08	2020/09/17	YES	
334	Ceeves Institute of Fashion	Training and development of Fashion Models	89 490.00	2020/09/07	2020/09/17	YES	
335	Shininiguns Contractors	Supply of poultry producers/ growers within the Municipal jurisdiction of ward:2,5,6,7,12 and 15	29 785.20	2020/09/08	2020/09/17	YES	
336	Matthew Francis Inc Attorney	Attending on receipt and persusal of email received from Joel Mazibuko and Kathy Abett	1 581.25	2020/09/11	2020/09/17	YES	
337	ILGM Provincial	Membership Fees for Mr S.V Mngadi and Mr ZL Dlamini	1 900.00	2020/09/11	2020/09/17	YES	
338	Xaba M.A	Tyre repairs of the Municipal Vehicles	2 620.00	2020/09/10	2020/09/17	YES	
339	Smart SEC (Pty) Ltd	Security service fee for September and VIP Bodyguards for Mayor,DM and MM	715 052.10	2020/09/08	2020/09/17	YES	
340	Underberg Forge	Purchase of Medication for treatment of the Animals	6 663.47	2020/09/15	2020/09/17	YES	
341	Ezimaphikabomvu Trading	Removal of existing sewer line and install new line in one of the Municipal Houses Lot no 87	28 900.00	2020/09/11	2020/09/17	YES	
342	Eskom: Eskom Old Post Office	Electricity for September Statement	1 657.08	2020/09/11	2020/09/19	YES	
343	Eskom: Eskom Health Committee Office	Electricity for September Statement	10 041.21	2020/09/11	2020/09/19	YES	
344	Eskom: Sportfield Nkwezela	Electricity for September Statement	2 574.85	2020/09/11	2020/09/19	YES	
345	Eskom Lot3 Smith Street	Electricity for September Statement	2 241.03	2020/09/11	2020/09/19	YES	
346	Eskom Creighton Local Authority Activities	Electricity for September Statement	3 673.71	2020/09/11	2020/09/19	YES	
347	Eskom: Lot68 West End	Electricity for September Statement	325.23	2020/09/11	2020/09/19	YES	
348	Eskom: Creighton Pound	Electricity for September Statement	5 423.73	2020/09/11	2020/09/19	YES	
349	Eskom: 5441662813	Electricity for September Statement	1 826.14	2020/09/11	2020/09/19	YES	
350	Eskom : 7220847783	Electricity for September Statement	5 030.94	2020/09/11	2020/09/19	YES	
351	Eskom : Municipal Houses	Electricity for September Statement	4 782.69	2020/09/11	2020/09/19	YES	
352	Matthew Francis Inc	FBE for September Statement	81 473.51	2020/09/11	2020/09/19	YES	
353	Eskom: Free Basic Electricity		110 527.71	2020/09/11	2020/09/19	YES	
354	Transnet	Annual Rental	52 276.23	2020/09/10	2020/09/19	YES	
355	Inside data	Laser printer and mail for July,Postage for July&Counter for August	30 486.81	2020/09/17	2020/09/19	YES	
356	University of Kwazulu Natal	Study Assistance for N Mlira	30 000.00	2020/09/17	2020/09/19	YES	
357	B & B Transport	Plant hire for Ward 15 Phomela andZitendeni Access road certificate.1	1 625 295.00	2020/09/14	2020/09/30	YES	
358	Kerush's Transport CC	Plant hire for Ward 3 Reservoir,Mence,Poloway and Spar Road certificate.1	1 611 265.00	2020/09/11	2020/09/19	YES	
359	Eskom Bulwer CSC	Eskom September statement	12 601.80	2020/09/17	2020/09/19	YES	
360	Eskom: 6521626228	Eskom September statement	31 320.49	2020/09/17	2020/09/19	YES	
361	Eskom Creighton Streetlight	Eskom September statement	2 791.43	2020/09/17	2020/09/19	YES	
362	S A Post Office	Licensing fees for Municipal Vehicle	155 970.10	2020/09/17	2020/09/19	YES	
362	Anvison Computers	laptop for Nompumelelo Xaba	24 946.00	2020/09/16	2020/09/30	YES	
363	Mazluukweni Trading	Supply& delivery of surgical mask	3 200.00	2020/09/15	2020/09/30	YES	
364	Bytes System Integration	Billing, Budget support& Expenditure support	100 823.95	2020/09/16	2020/09/30	YES	
365	Powervision Technology	Hosting of emails and maintenance of NDZ Website	5 766.00	2020/09/15	2020/09/30	YES	
366	Gameon Projects	Treated Poles for fixing Municipal padocks	27 750.00	2020/09/15	2020/09/30	YES	
367	Anvison Computers	Laptop charger& Battery for L Mhlayu, Terabyte for Mr KMB Mzimela & charger and hard drive for S zondi	7 135.00	2020/09/16	2020/09/30	YES	


LIST OF PAYMENTS MADE IN THE MONTH OF SEPTEMBER

PAYMENT NUMBER	SUPPLIER NAME	DESCRIPTION	AMOUNT	DATE OF INVOICE	PAYMENT DATE	COMPLIANCE	COMMENTS
366	Anvision Computers	Laptop for Xolani Mkhize	22 590.00	2020/09/16	2020/09/30	YES	
369	Anvision Computers	Laptop and bag for L.J. Molefe	19 981.00	2020/09/16	2020/09/30	YES	
370	Anvision Computers	Laptop for SS Mbatsha	23 959.00	2020/09/16	2020/09/30	YES	
371	Anvision Computers	Laptop for Mr. KMB Mzimela	29 210.00	2020/09/16	2020/09/30	YES	
372	Avanda Mbanga	Advert for Asphalt surfacing Roads	7 077.16	2020/09/15	2020/09/30	YES	
373	Nashua	BTO Telephone line repairs	3 622.50	2020/09/15	2020/09/30	YES	
374	Auditor General	Audit fees	186 746.11	2020/09/16	2020/09/30	YES	
375	Chief Registrar of Deeds	Deeds account	3 493.00	2020/09/18	2020/09/30	YES	
376	Rural Metro	PSA Lite breathing Apparatus, Breathing cylinder&stray gun	17 549.00	2020/09/16	2020/09/30	YES	
377	Creighton service station	Diesel for Municipal truck	3 078.09	2020/09/04	2020/09/30	YES	
378	Ezima,hikabomvu Trading	face shield for municipal workers	11 250.00	2020/09/16	2020/09/30	YES	
379	Anvision Computers	Laptop and Bag for K.E. Dhlomo	27 228.00	2020/09/16	2020/09/30	YES	
380	Nkwezela Funeral Parlour	Funeral support for Maduna Ramala Macdonald&Madlala family	6 000.00	2020/09/16	2020/09/30	YES	
381	Canvon Office	Microwave for Main Building office	1 746.39	2020/09/08	2020/09/30	YES	
382	Ngezekile Construction	Retention paid for Renovation of Nkelabantwana certificate.3	15 435.20	2020/09/08	2020/09/30	YES	
383	Makize Plumbing	Renovation of Creighton main Building certificate.3	148 711.86	2020/09/08	2020/09/30	YES	
385	Engineering Council of S.A	Membership fee for S. Ntshiza	1 810.00	2020/09/02	2020/09/30	YES	
386	Eskom Public toilets main street	Electricity September statement	127.06	2020/09/22	2020/09/30	YES	
387	Eskom Bulwer Art Centre	Electricity September statement	7 297.81	2020/09/22	2020/09/30	YES	
388	Eskom 187 Mackenzie Street	Electricity September statement	3 734.04	2020/09/22	2020/09/30	YES	
389	Eskom Himeville Post Office	Electricity September statement	11 662.83	2020/09/22	2020/09/30	YES	
390	Eskom Himeville area	Electricity September statement	4 025.39	2020/09/22	2020/09/30	YES	
391	Powervision Technology	Hosting of emails and maintenance of NDZ Website	5 957.00	2020/09/21	2020/09/30	YES	
392	Underberg Fome	Animal feed for Impounded animals at the Himeville pound	2 885.30	2020/09/21	2020/09/30	YES	
393	Revenov Office Furniture	Desk and 2 chairs for Development town planning office	19 665.00	2020/09/21	2020/09/30	YES	
394	Nwkekazi Catering & Take away	Lunch for Ministerial visit	24 500.00	2020/09/21	2020/09/30	YES	
395	Radebe's Car Wash	Cleaning of Municipal vehicles	2 860.00	2020/09/21	2020/09/30	YES	
396	Eskom Himeville Pound	Electricity September statement	2 865.18	2020/09/22	2020/09/30	YES	
397	Sphikeleli Transport	Purchase of 100 Still water for PWBS Department	1 100.00	2020/09/21	2020/09/30	YES	
398	Nosa(PTY) Ltd	training for introduction to samtrac	16 980.00	2020/09/21	2020/09/30	YES	
399	Four star communication Trading	Training for 20 local Crafters at Underberg	10 580.00	2020/09/22	2020/09/30	YES	
3100	Greendoor landscap PTY (LTD)	Provision of Horticultural Management services cert.18	25 875.00	2020/09/18	2020/09/30	YES	
3102	Eskom 111 Streetlight Himeville	Electricity September statement	5 898.67	2020/09/23	2020/09/30	YES	
3103	BG Mazonjolo construction	Retention paid for Gumeni Creche certificate.6	101 089.77	2020/09/11	2020/09/30	YES	
3104	BG Mazonjolo construction	Gumeni Creche certificate.5	180 435.79	2020/09/11	2020/09/30	YES	
3105	Eskom 131 street light	Electricity September statement	14 042.37	2020/09/25	2020/09/30	YES	
3106	Eskom: 723593938	Electricity September statement	2 323.12	2020/09/25	2020/09/30	YES	
3107	Nduna Organization	Renovation of Mulelewa community hall cert.4	8 664.00	2020/09/17	2020/09/30	YES	
3108	Mlucy (Pty) LTD	Microsoft office for N Khubone,External hardrive for Mr P Sosibo &					
3109	WNA Consulting JV Mathlubi	Laptop charger for Lebo&Nkonzo	5 170.92	2020/09/23	2020/09/30	YES	
3110	Anvision Computers	Underberg Asphalt road PH2 certificate.5	1 339 724.90	2020/09/22	2020/09/30	YES	
3111	Vunquza business Enterprise	Laptop and Microsoft office for Mr Mazibuko	29 210.00	2020/09/21	2020/09/30	YES	
3112	Bulwer Library & Hall: 5241271066	Renovation of Sonoyawana Comm Hall cert.4	17 191.35	2020/09/15	2020/09/30	YES	
3113	Eskom Himeville Pound	Electricity September statement	18 971.83	2020/09/25	2020/09/30	YES	
3114	Mathutha Trading Enterprise	Electricity September statement	2 865.18	2020/09/25	2020/09/30	YES	
		Cleaning material for Municipality	48 475.00	2020/09/15	2020/09/30	YES	
3115	Nwkekazi Catering & Take away	Breakfast for MEC Champions Anti-GBV Program at Donnibrook	9 750.00	2020/09/21	2020/09/30	YES	
3116	Masakhukulumye Project Managers	Consultant for Creighton Sportfield Cert2	632 500.00	2020/09/22	2020/09/30	YES	

LIST OF PAYMENTS MADE IN THE MONTH OF SEPTEMBER

PAYMENT NUMBER	SUPPLIER NAME	DESCRIPTION	AMOUNT	DATE OF INVOICE	PAYMENT DATE	COMPLIANCE	COMMENTS
3117	Envirosev	Waste removal for August	188 325.74	2020/09/15	2020/09/30	YES	
3118	Envirosev	Waste removal for July	81 970.12	2020/09/15	2020/09/30	YES	
3119	SARS	PAYE for September	694 000.32	2020/09/25	2020/09/30	YES	
3120	SARS UIF	UIF for September	62 358.22	2020/09/25	2020/09/30	YES	
3121	SARS SDL	SDL for September	47 392.87	2020/09/25	2020/09/30	YES	
3122	1 Assist Service	Excess payment for replacement of windscreen on TLB	8 610.92	2020/09/29	2020/09/30	YES	
		Advert of service providers for maintenance and installation of air conditioners, Electrical works and Repairs and maintenance of small plants and Environmental studies for Dr NDZ LM	5 002.96	2020/09/22	2020/09/30	YES	
3123	Ayenda Mbangwa	Venue for 30 people for a consultation meeting in Underberg, Accommodation for Mrs C Taylor and Mr S Radebe attending Skills Audit Data Analysis and Report writing Training at the COGTA Mayville Office and Accommodation for Ms Z Mlata in Durban for the CP/ID TRAINING	11 884.28	2020/09/21	2020/09/30	YES	
3124	Tunimart Travel Agency	Postage for August Statement	21 893.40	2020/09/29	2020/09/30	YES	
3125	Inside data	Courier Envelop for National Treasury and Co-operative	1 529.70	2020/09/25	2020/09/30	YES	
3126	Time Freight	September Rental for Himmerville Offices	4 332.96	2020/09/07	2020/09/30	YES	
3127	The Don Ira family Trust	Electricity September statement	2 709.16	2020/09/30	2020/09/30	YES	
3128	Eskom Underberg taxi rank	Electricity September statement	5 705.44	2020/09/30	2020/09/30	YES	
3129	Eskom Lot 178 Himmerville Travel Agency	Licensing fees for Municipal Vehicle	1 104.10	2020/09/09	2020/09/09	YES	
11273	Cash Cheque	Certificate of road worthiness for Municipal Vehicle: NIP	3 630.00	2020/09/09	2020/09/09	YES	
11277	Cash Cheque	2401,2348,2402,2400,2403,2398,2399,1809	1 000.00	2020/09/15	2020/09/15	YES	
11278	Cash Cheque	Renewal of PDP for Mr SC Macdlala	6 000.00	2020/09/15	2020/09/15	YES	
11282	Cash Cheque	Renewal of PDP for PWBS Staff, Mr C Mazeka, D Dlamini, S Zondi, S Zulu, B Dlamini & T E Sikhakhane	1 500.00	2020/09/15	2020/09/15	YES	
11283	Cash Cheque	Renewal for PDP for Mr NC Dlamini	12 528 722.46	2020/09/15	2020/09/15	YES	
		<b>TOTAL PAYMENTS</b>					

Prepared by:   
 Signature: \_\_\_\_\_

Reviewed by:   
 Signature: \_\_\_\_\_

**HIGHEST PAID CREDITORS FOR FIRST QUARTER**

<b>SUPPLIER</b>	<b>DESCRIPTION</b>	<b>AMOUNT</b>
Stedone Development	Bhidla Housing project certificate.31,32 and 34	7 412 894.72
Siyajuluka JV Ukwazi Home Development	Mqulela Sportfield certificate.6 and 7	2 446 536.59
Smart SEC (Pty) Ltd	Security services for June,July, August and September	2 189 983.78
WNA Consulting JV Mahlubi	Underberg Asphalt Phase 2 certificate.4 and 5	2 077 260.08
B & B Transport	Plant hire for Ward 15 Access road certificate.1	1 625 295.00
Kerush's Transport CC	Plant hire for Ward 3 Access road certificate.1	1 611 265.00
Sipho-Glad Construction and General	Underberg Taxi rank certificate.6 and Retention paid for Bulwer Asphalt Ph6 Certificate.4	1 138 580.13
Lemalwa Trading	Masameni Sporfield certificate.10	1 126 403.45
Magubane Plant & Contractors	Dumabezwe sportfield certificate.8	820 375.05
Salga	Membership fee for 2020/2021	805 000.00
<b>TOTAL</b>		<b>21 253 593.80</b>



## REPORT FOR CREDITORS PAID FIRST QUARTER

Months	Number of Payments	COMPLIED	NOT COMPLIED	PERCENTAGE
July	81	81		100%
Aug	94	94		100%
Sept	140	140		100%
<b>TOTAL</b>	<b>315</b>	<b>315</b>		<b>100%</b>

Prepared by:

Signature: \_\_\_\_\_

Review by:

Signature: \_\_\_\_\_

MUNIC_CC	MUNICIPALITY	TOWNSHIP	NAT_ID	NAME	ADDRESS2	KWH	CLAIM_VAT	CLAIM	CLAI	CLAIM_TOTAL	
KZ496	Dr Nkosazana Zuma Municipality	HLABENI	4805210514087	ZONDI NOMATHEMBA MURIEL	EHLABENI BULWER KZN	50	1,27	15	63,6	9,5	73,14
KZ496	Dr Nkosazana Zuma Municipality	NKWEZELE	4805210514087	MATIYA PETEUS	Traditional	50	1,27	15	63,6	9,5	73,14
KZ496	Dr Nkosazana Zuma Municipality	CREIGHTON PREPAID	4805210514087	LANGA BABONGILE SYLVERIA		50	1,27	15	63,6	9,5	73,14
KZ496	Dr Nkosazana Zuma Municipality	AMAKUZA	4805210514087	NYOSI NOKUBONGA CLARICE	AMAKUZA UNDERBURG KZN	50	1,27	15	63,6	9,5	73,14
KZ496	Dr Nkosazana Zuma Municipality	HLABENI	4805210514087	ZONDI LINDENI	EHLABENI BULWER KZN	50	1,27	15	63,6	9,5	73,14
KZ496	Dr Nkosazana Zuma Municipality	AMAKUZA	4805210514087	DLAMINI NOMANTOMBI	AMAKUZA UNDERBURG KZN	50	1,27	15	63,6	9,5	73,14
KZ496	Dr Nkosazana Zuma Municipality	HLANGANANI	4805210514087	MAPHUMULO KULUMILE	TRADITIONAL HOUSE	50	1,27	15	63,6	9,5	73,14
KZ496	Dr Nkosazana Zuma Municipality	HLABENI	4805210514087	PHUNGULA XOLISWA	EHLABENI BULWER KZN	50	1,27	15	63,6	9,5	73,14
KZ496	Dr Nkosazana Zuma Municipality	HLABENI	4805210514087	KHWELA DUDUZILE	EHLABENI BULWER KZN	50	1,27	15	63,6	9,5	73,14
KZ496	Dr Nkosazana Zuma Municipality	CREIGHTON PREPAID	4805210514087	MBANJWA ZIBUYILE GERTRUDE	P O EMASAMENI IXOPO KZN	50	1,27	15	63,6	9,5	73,14
KZ496	Dr Nkosazana Zuma Municipality	HLABENI	4805210514087	KHUBONI NINGI	EHLABENI BULWER KZN	50	1,27	15	63,6	9,5	73,14
KZ496	Dr Nkosazana Zuma Municipality	NKWEZELE	4805210514087	KHUBONE MALAFU	NKWEZELE BULWER KZN	50	1,27	15	63,6	9,5	73,14
KZ496	Dr Nkosazana Zuma Municipality	AMAKUZA	4805210514087	CHAGWE THULASIZWE GAGU	AMAKUZA UNDERBURG KZN	50	1,27	15	63,6	9,5	73,14
KZ496	Dr Nkosazana Zuma Municipality	AMAKUZA	4805210514087	NGUBANE SIBONGILE PATRICIA	AMAKUZA UNDERBURG KZN	50	1,27	15	63,6	9,5	73,14
KZ496	Dr Nkosazana Zuma Municipality	AMAKUZA	4805210514087	PHUNGULA ADELAIDE	AMAKUZA UNDERBURG KZN	50	1,27	15	63,6	9,5	73,14
KZ496	Dr Nkosazana Zuma Municipality	HLABENI	4805210514087	ZUMA THOLWAPHI ASTERIA	EHLABENI BULWER KZN	50	1,27	15	63,6	9,5	73,14
KZ496	Dr Nkosazana Zuma Municipality	NKWEZELE	4805210514087	SHEZI KHALPHILE	NKWEZELE UNDERBERG KZN	50	1,27	15	63,6	9,5	73,14
KZ496	Dr Nkosazana Zuma Municipality	AMAKUZA	4805210514087	DLAMINI LUNGISANI MLUNGISI	AMAKUZA UNDERBURG KZN	50	1,27	15	63,6	9,5	73,14
KZ496	Dr Nkosazana Zuma Municipality	AMAKUZA	4805210514087	PHUNGULA MABANDLA GLA	AMAKUZA UNDERBURG KZN	50	1,27	15	63,6	9,5	73,14
KZ496	Dr Nkosazana Zuma Municipality	HLABENI	4805210514087	ZUMA SIPHIWE	EHLABENI BULWER KZN	50	1,27	15	63,6	9,5	73,14
KZ496	Dr Nkosazana Zuma Municipality	QULASHE S1	4805210514087	MTOLO RUPHINAH	QULASHE UNDERBURG KZN	50	1,27	15	63,6	9,5	73,14
KZ496	Dr Nkosazana Zuma Municipality	SOKHELA S1	4805210514087	SOKHELA SHONISILE	SOKHELA S1 IXOPO KZN OU	50	1,27	15	63,6	9,5	73,14
KZ496	Dr Nkosazana Zuma Municipality	UNDERBERG	4805210514087	CHULE JABULISILE	Brick House	50	1,27	15	63,6	9,5	73,14
KZ496	Dr Nkosazana Zuma Municipality	AMAKUZA	4805210514087	DLAMINI PHUMEPHI	AMAKUZA UNDERBURG KZN	50	1,27	15	63,6	9,5	73,14
KZ496	Dr Nkosazana Zuma Municipality	MOATSHENI	4805210514087	NTULI SBONGILE MARY JANE	MOATSHENI S1 UNDERBERG KZN	50	1,27	15	63,6	9,5	73,14
KZ496	Dr Nkosazana Zuma Municipality	UNDERBERG	4805210514087	MKHIZE MICHAEL	Brick House	50	1,27	15	63,6	9,5	73,14
KZ496	Dr Nkosazana Zuma Municipality	HLANGANANI	4805210514087	SHOZI LETHIWE ROSEMARY	HLANGANANI S1 IXOPO KZN OU	50	1,27	15	63,6	9,5	73,14
KZ496	Dr Nkosazana Zuma Municipality	CREIGHTON PREPAID	4805210514087	MKIZE THEMBELIHE GCINAPHI	CORINTH S1 IXOPO KZN OU	50	1,27	15	63,6	9,5	73,14
KZ496	Dr Nkosazana Zuma Municipality	SUN CITY	4805210514087	DUMA ANNATORIA FIKISILE	SUN CITY BULWER PMB KZN	50	1,27	15	63,6	9,5	73,14
KZ496	Dr Nkosazana Zuma Municipality	CREIGHTON PREPAID	4805210514087	DMAKUDE NOMBUYISELA IRENE	CORINTH S1 IXOPO KZN OU	50	1,27	15	63,6	9,5	73,14
KZ496	Dr Nkosazana Zuma Municipality	CREIGHTON PREPAID	4805210514087	MAGOSO NOKWANDA ANNACLETHA	CORINTH S1 IXOPO KZN OU	50	1,27	15	63,6	9,5	73,14
KZ496	Dr Nkosazana Zuma Municipality	CREIGHTON PREPAID	4805210514087	SOSIBO THUTHUKILE PRISCILLA	CORINTH S1 IXOPO KZN OU	50	1,27	15	63,6	9,5	73,14
KZ496	Dr Nkosazana Zuma Municipality	HLABENI	4805210514087	MKHIZE VELAPHI MADESTUS	EHLABENI BULWER KZN	50	1,27	15	63,6	9,5	73,14
KZ496	Dr Nkosazana Zuma Municipality	HLABENI	4805210514087	PHOSWA ZAMAGUGU	EHLABENI BULWER KZN	50	1,27	15	63,6	9,5	73,14
KZ496	Dr Nkosazana Zuma Municipality	HLANGANANI	4805210514087	KHUBONE BANCAMILE	TRADITIONAL HOUSE	50	1,27	15	63,6	9,5	73,14
KZ496	Dr Nkosazana Zuma Municipality	HLANGANANI	4805210514087	NDLUVU MATHEWU NKULULEKO	HLANGANANI S1 IXOPO KZN OU	50	1,27	15	63,6	9,5	73,14
KZ496	Dr Nkosazana Zuma Municipality	HLANGANANI	4805210514087	MAGWENYANA MILORD THEMBELIHE	HLANGANANI S1 IXOPO KZN OU	50	1,27	15	63,6	9,5	73,14
KZ496	Dr Nkosazana Zuma Municipality	HLABENI	4805210514087	MBAMBO MZIMBA SIXFRIED	EHLABENI BULWER KZN	50	1,27	15	63,6	9,5	73,14
KZ496	Dr Nkosazana Zuma Municipality	HLANGANANI	4805210514087	NDLUVU NONDUMISO	HLANGANANI S1 IXOPO KZN OU	50	1,27	15	63,6	9,5	73,14
KZ496	Dr Nkosazana Zuma Municipality	SOKHELA S1	4805210514087	JILI BHEKOKWAKHE	SOKHELA S1 IXOPO KZN OU	50	1,27	15	63,6	9,5	73,14
KZ496	Dr Nkosazana Zuma Municipality	HLANGANANI	4805210514087	NGUBO ZETHU FLORENCE	HLANGANANI S1 IXOPO KZN OU	50	1,27	15	63,6	9,5	73,14
KZ496	Dr Nkosazana Zuma Municipality	HLANGANANI	4805210514087	MKHULISI NOMKOSKHONA VERONICA	HLANGANANI S1 IXOPO KZN OU	50	1,27	15	63,6	9,5	73,14
KZ496	Dr Nkosazana Zuma Municipality	HLANGANANI	4805210514087	SOSIBO CATHRINE NCAMSILE	HLANGANANI S1 IXOPO KZN OU	50	1,27	15	63,6	9,5	73,14
KZ496	Dr Nkosazana Zuma Municipality	HLANGANANI	4805210514087	ZULU PHINEAS SPEPHO	HLANGANANI S1 IXOPO KZN OU	50	1,27	15	63,6	9,5	73,14
KZ496	Dr Nkosazana Zuma Municipality	AMAKUZA	4805210514087	CHAGWE NONHLANHLA	AMAKUZA UNDERBURG KZN	50	1,27	15	63,6	9,5	73,14
KZ496	Dr Nkosazana Zuma Municipality	HLANGANANI	4805210514087	XABA NOBUHLE EUNICE	HLANGANANI S1 IXOPO KZN OU	50	1,27	15	63,6	9,5	73,14
KZ496	Dr Nkosazana Zuma Municipality	HLABENI	4805210514087	DLAMINI MZIMBA SIXFRIED	EHLABENI BULWER KZN	50	1,27	15	63,6	9,5	73,14
KZ496	Dr Nkosazana Zuma Municipality	HLABENI	4805210514087	MBAMBO ZANELE	EHLABENI BULWER KZN	50	1,27	15	63,6	9,5	73,14
KZ496	Dr Nkosazana Zuma Municipality	NOMANDLOVU	4805210514087	DLAMINI GLADIMAN THEMBSANI	NOMANDLOVU DONNYBROOK IXOPO KZN	50	1,27	15	63,6	9,5	73,14
KZ496	Dr Nkosazana Zuma Municipality	ENKELABANTWANA	4805210514087	SHOBA MIFANO	XOSHEYAKHE ENKELABANTWANA PMB KZN	50	1,27	15	63,6	9,5	73,14
KZ496	Dr Nkosazana Zuma Municipality	ENKELABANTWANA	4805210514087	DLAMINI BONISIWE ERONICA	XOSHEYAKHE ENKELABANTWANA PMB KZN	50	1,27	15	63,6	9,5	73,14
KZ496	Dr Nkosazana Zuma Municipality	HLABENI	4805210514087	NYINDE BHEKAMAKHUZE ALFRED	EHLABENI BULWER KZN	50	1,27	15	63,6	9,5	73,14
KZ496	Dr Nkosazana Zuma Municipality	HLABENI	4805210514087	MBAMBO ZANELE	EHLABENI BULWER KZN	50	1,27	15	63,6	9,5	73,14
KZ496	Dr Nkosazana Zuma Municipality	HLANGANANI	4805210514087	NYINDE SONGANI MODESTUS	EHLABENI BULWER KZN	50	1,27	15	63,6	9,5	73,14
KZ496	Dr Nkosazana Zuma Municipality	NKWEZELE	4805210514087	GAZU DIVA	Traditional house	50	1,27	15	63,6	9,5	73,14
KZ496	Dr Nkosazana Zuma Municipality	NKWEZELE	4805210514087	MEMEZA ANNEMARIA	NKWEZELE BULWER KZN	50	1,27	15	63,6	9,5	73,14
KZ496	Dr Nkosazana Zuma Municipality	QUMENI 1	4805210514087	MTOLO NHLANHLA	TRADITIONAL HOUSE	50	1,27	15	63,6	9,5	73,14
KZ496	Dr Nkosazana Zuma Municipality	HLABENI	4805210514087	DLAMINI VUYISILE GOODNESS	QUMENI S1 BULWER UNDERBERG KZN	50	1,27	15	63,6	9,5	73,14
KZ496	Dr Nkosazana Zuma Municipality	HLABENI	4805210514087	MBANJWA LUNGISILE GOODNESS	EHLABENI BULWER KZN	50	1,27	15	63,6	9,5	73,14
KZ496	Dr Nkosazana Zuma Municipality	AMAKUZA	4805210514087	PHUNGULA THEMBSILE SIBUNTULU	AMAKUZA UNDERBURG KZN	50	1,27	15	63,6	9,5	73,14
KZ496	Dr Nkosazana Zuma Municipality	NKWEZELE	4805210514087	DLAMINI THOLAKELE	HOUSE	50	1,27	15	63,6	9,5	73,14
KZ496	Dr Nkosazana Zuma Municipality	NKWEZELE	4805210514087	NTSHIZA THEMBA B	NKWEZELE	50	1,27	15	63,6	9,5	73,14
KZ496	Dr Nkosazana Zuma Municipality	HLANGANANI	4805210514087	MTHEMBU NTOMBI ZODWA PATRICIA	HLANGANANI S1 IXOPO KZN OU	50	1,27	15	63,6	9,5	73,14
KZ496	Dr Nkosazana Zuma Municipality	AMAKUZA	4805210514087	MNGUNI SABSILE NONHLE	AMAKUZA UNDERBURG KZN	50	1,27	15	63,6	9,5	73,14
KZ496	Dr Nkosazana Zuma Municipality	SOKHELA S1	4805210514087	PAKISI THANDIWE ANTONIA	HLANGANANI S1 IXOPO KZN OU	50	1,27	15	63,6	9,5	73,14
KZ496	Dr Nkosazana Zuma Municipality	HLABENI	4805210514087	NDLUVU EUNICE	SOKHELA S1 IXOPO KZN OU	50	1,27	15	63,6	9,5	73,14
KZ496	Dr Nkosazana Zuma Municipality	AMAKUZA	4805210514087	ZINGODE BHEKEZAKHO JOHANNES	EHLABENI BULWER KZN	50	1,27	15	63,6	9,5	73,14
KZ496	Dr Nkosazana Zuma Municipality	BETHLEHEM	4805210514087	DUMA ZIPHATHELE	AMAKUZA UNDERBURG KZN	50	1,27	15	63,6	9,5	73,14
KZ496	Dr Nkosazana Zuma Municipality	AMAKUZA	4805210514087	MTHEMBU BABABULILE GLADYS	AMAKUZA UNDERBURG KZN	50	1,27	15	63,6	9,5	73,14
KZ496	Dr Nkosazana Zuma Municipality	AMAKUZA	4805210514087	TSHAPHA HONEY SELLY	AMAKUZA UNDERBURG KZN	50	1,27	15	63,6	9,5	73,14
KZ496	Dr Nkosazana Zuma Municipality	AMAKUZA	4805210514087	SIBETHA JALISILE DORIS	AMAKUZA UNDERBURG KZN	50	1,27	15	63,6	9,5	73,14
KZ496	Dr Nkosazana Zuma Municipality	HLABENI	4805210514087	SITHOLE THOLAKELE THEODORA	NKWEZELE	50	1,27	15	63,6	9,5	73,14
KZ496	Dr Nkosazana Zuma Municipality	HLABENI	4805210514087	MEMELA THEMBEKILE SEPHRONIA	EHLABENI BULWER KZN	50	1,27	15	63,6	9,5	73,14
KZ496	Dr Nkosazana Zuma Municipality	HLABENI	4805210514087	MACINGA MSONGELWA	EHLABENI BULWER KZN	50	1,27	15	63,6	9,5	73,14
KZ496	Dr Nkosazana Zuma Municipality	QULASHE S1	4805210514087	ZULU QINISILE	QULASHE UNDERBURG KZN	50	1,27	15	63,6	9,5	73,14
KZ496	Dr Nkosazana Zuma Municipality	HLABENI	4805210514087	DLAMINI NOKWAZI PELEGRINA	EHLABENI BULWER KZN	50	1,27	15	63,6	9,5	73,14
KZ496	Dr Nkosazana Zuma Municipality	STEPMORE	4805210514087	MZOLO DINGINDAWO	EHLABENI BULWER KZN	50	1,27	15	63,6	9,5	73,14
KZ496	Dr Nkosazana Zuma Municipality	HLABENI	4805210514087	MNIKATHI LUCKY DOMNIC	STEPMORE	100	1,27	15	127	19	146,28
KZ496	Dr Nkosazana Zuma Municipality	JUNCTION ELECTRIFICATION	4805210514087	CELE MFANJIKILE SAMUEL	EHLABENI BULWER KZN	50	1,27	15	63,6	9,5	73,14
KZ496	Dr Nkosazana Zuma Municipality	HLABENI	4805210514087	NJULO MCONISWANA	JUNCTION ELECTRIFICATION S1 SOKHELA UNDI	50	1,27	15	63,6	9,5	73,14
KZ496	Dr Nkosazana Zuma Municipality	HLANGANANI	4805210514087	ZUMA NCENGIWE TERESSA	EHLABENI BULWER KZN	50	1,27	15	63,6	9,5	73,14
KZ496	Dr Nkosazana Zuma Municipality	HLANGANANI	4805210514087	BEKWA CONSTANCE NTOMBIFUTHI	HLANGANANI S1 IXOPO KZN OU	50	1,27	15	63,6	9,5	73,14
KZ496	Dr Nkosazana Zuma Municipality	HLANGANANI	4805210514087	MIYA ZANELE MILDRED	HLANGANANI S1 IXOPO KZN OU	50	1,27	15	63,6	9,5	73,14
KZ496	Dr Nkosazana Zuma Municipality	HLANGANANI	48052								

KZ436	Dr Nkosazana Zuma Municip: ENKELEBANTWANA	4805210514087	MTOLO O	HOUSE	50	1,27	15	63,6	9,5	73,14
KZ436	Dr Nkosazana Zuma Municip: JUNCTION ELECTRIFICATION	4805210514087	DLAMINI MARIA	JUNCTION ELECTRIFICATION S1 SOKHELA UNDI	50	1,27	15	63,6	9,5	73,14
KZ436	Dr Nkosazana Zuma Municip: QULASHE S1	4805210514087	PHUNGULA FUNANI	QULASHE UNDERBURG KZN	50	1,27	15	63,6	9,5	73,14
KZ436	Dr Nkosazana Zuma Municip: HLANGANANI	4805210514087	NZIMANDE ZIHLBOBILE	HLANGANANI 3 CREIGHTON IXOPO CNC KZN OU	50	1,27	15	63,6	9,5	73,14
KZ436	Dr Nkosazana Zuma Municip: HLANGANANI	4805210514087	MTOLO MBANANI	HLANGANANI 3 CREIGHTON IXOPO CNC KZN OU	50	1,27	15	63,6	9,5	73,14
KZ436	Dr Nkosazana Zuma Municip: HLANGANANI	4805210514087	MBANJWA ZITHOBOHE	HLANGANANI 3 CREIGHTON IXOPO CNC KZN OU	50	1,27	15	63,6	9,5	73,14
KZ436	Dr Nkosazana Zuma Municip: HLANGANANI	4805210514087	DLAMINI SINDISOHA	HLANGANANI 3 CREIGHTON IXOPO CNC KZN OU	50	1,27	15	63,6	9,5	73,14
KZ436	Dr Nkosazana Zuma Municip: HLANGANANI	4805210514087	NZIMANDE NOMUZOLO	HLANGANANI 3 CREIGHTON IXOPO CNC KZN OU	50	1,27	15	63,6	9,5	73,14
KZ436	Dr Nkosazana Zuma Municip: HLANGANANI	4805210514087	KHOBONE SIFISO	HLANGANANI 3 CREIGHTON IXOPO CNC KZN OU	50	1,27	15	63,6	9,5	73,14
KZ436	Dr Nkosazana Zuma Municip: HLANGANANI	4805210514087	JILI YUYISILE	HLANGANANI 3 CREIGHTON IXOPO CNC KZN OU	50	1,27	15	63,6	9,5	73,14
KZ436	Dr Nkosazana Zuma Municip: HLANGANANI	4805210514087	MBANJWA SEBENZANI WINNIEFRIEDA	HLANGANANI 3 CREIGHTON IXOPO CNC KZN OU	50	1,27	15	63,6	9,5	73,14
KZ436	Dr Nkosazana Zuma Municip: HLANGANANI	4805210514087	MBANJWA DUMILE ALVINA	HLANGANANI 3 CREIGHTON IXOPO CNC KZN OU	50	1,27	15	63,6	9,5	73,14
KZ436	Dr Nkosazana Zuma Municip: HLANGANANI	4805210514087	DLAMINI MFUNDISI KAIZER	HLANGANANI 3 CREIGHTON IXOPO CNC KZN OU	50	1,27	15	63,6	9,5	73,14
KZ436	Dr Nkosazana Zuma Municip: HLANGANANI	4805210514087	NGUBO THENGANI CHRISTINA	HLANGANANI 3 CREIGHTON IXOPO CNC KZN OU	50	1,27	15	63,6	9,5	73,14
KZ436	Dr Nkosazana Zuma Municip: HLANGANANI	4805210514087	LANGA LUNGOLENI	HLANGANANI 3 CREIGHTON IXOPO CNC KZN OU	50	1,27	15	63,6	9,5	73,14
KZ436	Dr Nkosazana Zuma Municip: HLANGANANI	4805210514087	SHELEMBE MAKHOSAZANA	HLANGANANI 3 CREIGHTON IXOPO CNC KZN OU	50	1,27	15	63,6	9,5	73,14
KZ436	Dr Nkosazana Zuma Municip: HLANGANANI	4805210514087	SOSIBO SIZAKHELE BONIFACIA	HLANGANANI 3 CREIGHTON IXOPO CNC KZN OU	50	1,27	15	63,6	9,5	73,14
KZ436	Dr Nkosazana Zuma Municip: HLANGANANI	4805210514087	LANGA CYNTHIA	HLANGANANI 3 CREIGHTON IXOPO CNC KZN OU	50	1,27	15	63,6	9,5	73,14
KZ436	Dr Nkosazana Zuma Municip: HLANGANANI	4805210514087	LANGA THANDIWE ALBERTINA	HLANGANANI 3 CREIGHTON IXOPO CNC KZN OU	50	1,27	15	63,6	9,5	73,14
KZ436	Dr Nkosazana Zuma Municip: HLANGANANI	4805210514087	MBANJWA CATHERINA	HLANGANANI 3 CREIGHTON IXOPO CNC KZN OU	50	1,27	15	63,6	9,5	73,14
KZ436	Dr Nkosazana Zuma Municip: HLANGANANI	4805210514087	MTHEMBU ANDILE	HLANGANANI 3 CREIGHTON IXOPO CNC KZN OU	50	1,27	15	63,6	9,5	73,14
KZ436	Dr Nkosazana Zuma Municip: HLANGANANI	4805210514087	MIYA BUSISIWE	MQATSHENI UNDERBURG KZN	50	1,27	15	63,6	9,5	73,14
KZ436	Dr Nkosazana Zuma Municip: HLANGANANI	4805210514087	NDIMBOVU SANKENTSHANE	TRADITIONAL HOUSE	50	1,27	15	63,6	9,5	73,14
KZ436	Dr Nkosazana Zuma Municip: NKUMBA	4805210514087	ZONDO THEMBISILE	NKUMBA S1 BULWER UNDERBERG	50	1,27	15	63,6	9,5	73,14
KZ436	Dr Nkosazana Zuma Municip: MQATSHENI	4805210514087	BENGU PHUMELELE	MQATSHENI UNDERBURG KZN	50	1,27	15	63,6	9,5	73,14
KZ436	Dr Nkosazana Zuma Municip: NKUMBA	4805210514087	DLAMINI G	NKUMBA	50	1,27	15	63,6	9,5	73,14
KZ436	Dr Nkosazana Zuma Municip: HLANGANANI	4805210514087	MDUNGE NO	HLANGANANI	50	1,27	15	63,6	9,5	73,14
KZ436	Dr Nkosazana Zuma Municip: NKUMBA	4805210514087	DLAMINI LAMULILE CAESENTIA	NKUMBA	50	1,27	15	63,6	9,5	73,14
KZ436	Dr Nkosazana Zuma Municip: HLANGANANI	4805210514087	MAKHANYA SIMON	TRADITIONAL HOUSE	50	1,27	15	63,6	9,5	73,14
KZ436	Dr Nkosazana Zuma Municip: AMAKUZA	4805210514087	XOLO PHINDILE MAUREEN	AMAKHUZA S1 UNDERBERG KZN	50	1,27	15	63,6	9,5	73,14
KZ436	Dr Nkosazana Zuma Municip: MQATSHENI	4805210514087	MOLEFE MARKESHHE TRYIZA	MQATSHENI UNDERBURG KZN	50	1,27	15	63,6	9,5	73,14
KZ436	Dr Nkosazana Zuma Municip: MQATSHENI	4805210514087	NGCOBO PHILDA	MQATSHENI UNDERBURG KZN	50	1,27	15	63,6	9,5	73,14
KZ436	Dr Nkosazana Zuma Municip: NKWEZELE	4805210514087	ZONDI FIKILE	HOUSE	50	1,27	15	63,6	9,5	73,14
KZ436	Dr Nkosazana Zuma Municip: HLANGANANI	4805210514087	BEKWA NOMAHELA	TRADITIONAL HOUSE	50	1,27	15	63,6	9,5	73,14
KZ436	Dr Nkosazana Zuma Municip: HLANGANANI	4805210514087	SOSIBO CASLINA	PEVENSY	50	1,27	15	63,6	9,5	73,14
KZ436	Dr Nkosazana Zuma Municip: HLANGANANI	4805210514087	MAKANYA ISAAC	TRADITIONAL HOUSE	50	1,27	15	63,6	9,5	73,14
KZ436	Dr Nkosazana Zuma Municip: ENKELEBANTWANA	4805210514087	CELE THULISILE EUGINIA	TRADITIONAL HOUSE	50	1,27	15	63,6	9,5	73,14
KZ436	Dr Nkosazana Zuma Municip: HLANGANANI	4805210514087	BELE THEMBILE MAURREEN	NKELABANTWANA BULWER KZN	50	1,27	15	63,6	9,5	73,14
KZ436	Dr Nkosazana Zuma Municip: HLANGANANI	4805210514087	ZULU BANQENGILE CREMENTINA	TRADITIONAL HOUSE	50	1,27	15	63,6	9,5	73,14
KZ436	Dr Nkosazana Zuma Municip: HLANGANANI	4805210514087	ZULU CLEMENCIA	TRADITIONAL HOUSE	50	1,27	15	63,6	9,5	73,14
KZ436	Dr Nkosazana Zuma Municip: HLABENI	4805210514087	NZIMANDE THOKOZILE	EHLABENI BULWER KZN	50	1,27	15	63,6	9,5	73,14
KZ436	Dr Nkosazana Zuma Municip: HLABENI	4805210514087	SOSIBO ZIMEPHI	EHLABENI BULWER KZN	50	1,27	15	63,6	9,5	73,14
KZ436	Dr Nkosazana Zuma Municip: NKWEZELE	4805210514087	DUMA KHETHIWE	HOUSE	50	1,27	15	63,6	9,5	73,14
KZ436	Dr Nkosazana Zuma Municip: HLANGANANI	4805210514087	SIKHAHANE MBONGISENI	TRADITIONAL HOUSE	50	1,27	15	63,6	9,5	73,14
KZ436	Dr Nkosazana Zuma Municip: HLANGANANI	4805210514087	MNGXADI NOKUTHULA	TRADITIONAL HOUSE	50	1,27	15	63,6	9,5	73,14
KZ436	Dr Nkosazana Zuma Municip: NKWEZELE	4805210514087	SOSIBO BANOTHILE ELINAH	NKWEZELA	50	1,27	15	63,6	9,5	73,14
KZ436	Dr Nkosazana Zuma Municip: BULWER LOW COST HOUSING	4805210514087	DLAMINI NOMZAMO	BULWER UNDERBURG PMB KZN	50	1,27	15	63,6	9,5	73,14
KZ436	Dr Nkosazana Zuma Municip: MQATSHENI	4805210514087	MKHIZE THUTHURANI	MQATSHENI UNDERBURG KZN	50	1,27	15	63,6	9,5	73,14
KZ436	Dr Nkosazana Zuma Municip: MQATSHENI	4805210514087	MKHIZE BONGIWE	MQATSHENI UNDERBURG KZN	50	1,27	15	63,6	9,5	73,14
KZ436	Dr Nkosazana Zuma Municip: MQATSHENI	4805210514087	ZONDI YUYISILE	MQATSHENI UNDERBURG KZN	50	1,27	15	63,6	9,5	73,14
KZ436	Dr Nkosazana Zuma Municip: NOMANDLOVU	4805210514087	DLADLA SIHLANGU ANTONY	WAMBENI AREA NEAR SITHOLE STORE DONNYE	50	1,27	15	63,6	9,5	73,14
KZ436	Dr Nkosazana Zuma Municip: HLANGANANI	4805210514087	NGUBANE ZITHULELE	TRADITIONAL HOUSE	50	1,27	15	63,6	9,5	73,14
KZ436	Dr Nkosazana Zuma Municip: MQATSHENI	4805210514087	DUMA MHAWUKELWA EDMUND	MQATSHENI UNDERBURG KZN	50	1,27	15	63,6	9,5	73,14
KZ436	Dr Nkosazana Zuma Municip: AMAQADI NCWADI DEEPDALE	4805210514087	MKHIZE THEMBELIHE	MQATSHENI UNDERBURG KZN	50	1,27	15	63,6	9,5	73,14
KZ436	Dr Nkosazana Zuma Municip: HLANGANANI	4805210514087	MIYA NOMUSA CONSTANCE	HLANGANANI S1 IXOPO KZN OU	50	1,27	15	63,6	9,5	73,14
KZ436	Dr Nkosazana Zuma Municip: HLANGANANI	4805210514087	NZIMANDE FISIWE	HLANGANANI S1 IXOPO KZN OU	50	1,27	15	63,6	9,5	73,14
KZ436	Dr Nkosazana Zuma Municip: HLANGANANI	4805210514087	SHOZI ZOLANI	HLANGANANI S1 IXOPO KZN OU	50	1,27	15	63,6	9,5	73,14
KZ436	Dr Nkosazana Zuma Municip: QULASHE S1	4805210514087	SHEZI ZIBEKE	QULASHE UNDERBURG KZN	50	1,27	15	63,6	9,5	73,14
KZ436	Dr Nkosazana Zuma Municip: HLANGANANI	4805210514087	NDLADLA BHEKUMUZI	TRADITIONAL HOUSE	50	1,27	15	63,6	9,5	73,14
KZ436	Dr Nkosazana Zuma Municip: MQATSHENI	4805210514087	MAZEKA THANDIWE	MQATSHENI UNDERBURG KZN	50	1,27	15	63,6	9,5	73,14
KZ436	Dr Nkosazana Zuma Municip: NKWEZELE	4805210514087	MBANJWA THULANI	NKWEZELA BULWER KZN	50	1,27	15	63,6	9,5	73,14
KZ436	Dr Nkosazana Zuma Municip: HLANGANANI	4805210514087	MDLADLA PROTASIA BONAKELE	HLANGANANI S1 IXOPO KZN OU	50	1,27	15	63,6	9,5	73,14
KZ436	Dr Nkosazana Zuma Municip: HLANGANANI	4805210514087	MNCWABE SIBONGILE	HLANGANANI S1 IXOPO KZN OU	50	1,27	15	63,6	9,5	73,14
KZ436	Dr Nkosazana Zuma Municip: HLABENI	4805210514087	MILTWA BEAUTY THOKOZILE	TRADITIONAL HOUSE	50	1,27	15	63,6	9,5	73,14
KZ436	Dr Nkosazana Zuma Municip: HLABENI	4805210514087	MAKHAYE NAKENI CREMELIA	HLABENI UNDERBERG KZN	50	1,27	15	63,6	9,5	73,14
KZ436	Dr Nkosazana Zuma Municip: HLABENI	4805210514087	MBATHA NKANYISO ARTWELL	HLABENI UNDERBERG KZN	50	1,27	15	63,6	9,5	73,14
KZ436	Dr Nkosazana Zuma Municip: HLABENI	4805210514087	MYEDE ZAKANCANE	HLABENI UNDERBERG KZN	50	1,27	15	63,6	9,5	73,14
KZ436	Dr Nkosazana Zuma Municip: NKWEZELE	4805210514087	NDLANGISA NOMUSA	Traditional	50	1,27	15	63,6	9,5	73,14
KZ436	Dr Nkosazana Zuma Municip: NKWEZELE	4805210514087	HLOPHE GLORIA	HOUSE	50	1,27	15	63,6	9,5	73,14
KZ436	Dr Nkosazana Zuma Municip: QULASHE S1	4805210514087	MAYISELA ZABANGILE	QULASHE UNDERBURG KZN	50	1,27	15	63,6	9,5	73,14
KZ436	Dr Nkosazana Zuma Municip: HLABENI	4805210514087	MAGOSO KHOSIKHONA	EHLABENI BULWER KZN	50	1,27	15	63,6	9,5	73,14
KZ436	Dr Nkosazana Zuma Municip: HLABENI	4805210514087	NSIMBI THULELE	EHLABENI BULWER KZN	50	1,27	15	63,6	9,5	73,14
KZ436	Dr Nkosazana Zuma Municip: HLABENI	4805210514087	ZONDI MAVIS QONDEKILE	AMAKUZA UNDERBURG KZN	50	1,27	15	63,6	9,5	73,14
KZ436	Dr Nkosazana Zuma Municip: UNDERBERG	4805210514087	SHEZI SYDNEY MHLengi	AMAKUZA UNDERBURG KZN	50	1,27	15	63,6	9,5	73,14
KZ436	Dr Nkosazana Zuma Municip: HLABENI	4805210514087	ZACA KHONZENI	EHLABENI BULWER KZN	50	1,27	15	63,6	9,5	73,14
KZ436	Dr Nkosazana Zuma Municip: HLABENI	4805210514087	SOSIBO NONHLANHLA	EHLABENI BULWER KZN	50	1,27	15	63,6	9,5	73,14
KZ436	Dr Nkosazana Zuma Municip: AMAKUZA	4805210514087	MSOMI NHLANHLA	AMAKUZA UNDERBURG KZN	50	1,27	15	63,6	9,5	73,14
KZ436	Dr Nkosazana Zuma Municip: HLABENI	4805210514087	NSIMBI NONHLANHLA	EHLABENI BULWER KZN	50	1,27	15	63,6	9,5	73,14
KZ436	Dr Nkosazana Zuma Municip: HLABENI	4805210514087	ZUMA FLORA	EHLABENI BULWER KZN	50	1,27	15	63,6	9,5	73,14
KZ436	Dr Nkosazana Zuma Municip: MKHOHLWA MACABAZINI	4805210514087	ZAMA GWABABA	MKHOHLWA MACABAZINI BULWER KZN	50	1,27	15	63,6	9,5	73,14
KZ436	Dr Nkosazana Zuma Municip: QULASHE S1	4805210514087	NZIMANDE ZAMAGWABA	AMAKUZA UNDERBURG KZN	50	1,27	15	63,6	9,5	73,14
KZ436	Dr Nkosazana Zuma Municip: AMAKUZA	4805210514087	MTOLO NONDUMISO AGNES	Brick House	50	1,27	15	63,6	9,5	73,14
KZ436	Dr Nkosazana Zuma Municip: UNDERBERG	4805210514087	SOSIBO MANKOLO BERNARD	EHLABENI BULWER KZN	50	1,27	15	63,6	9,5	73,14
KZ436	Dr Nkosazana Zuma Municip: HLABENI	4805210514087	XABA NTOMBOMYOLABA	MKHOHLWA MACABAZINI BULWER KZN	50	1,27	15	63,6	9,5	73,14
KZ436	Dr Nkosazana Zuma Municip: MKHOHLWA MACABAZINI	4805210514087	MBANJWA ZITHULELE	TRADITIONAL HOUSE	50	1,27	15	63,6	9,5	73,14
KZ436	Dr Nkosazana Zuma Municip: HLANGANANI	4805210514087	MNGXADI ZIBUSILE	EHLABENI BULWER KZN	50	1,27	15	63,6	9,5	73,14
KZ436	Dr Nkosazana Zuma Municip: HLABENI	4805210514087	MDLADLA NOSIPHO CYNTHIA	QULASHE UNDERBURG KZN	50	1,27	15	63,6	9,5	73,14
KZ436	Dr Nkosazana Zuma Municip: QULASHE S1	4805210514087	MTOLO PHUMILILE	AMAKUZA UNDERBURG KZN	50	1,27	15	63,6	9,5	73,14
KZ436										

K2436	Dr Nkosazana Zuma Municipality: MQATSHENI	4805210514087	MSOMI NENSILE	MQATSHENI UNDERBURG KZN	50	1,27	15	63,6	9,5	73,14
K2436	Dr Nkosazana Zuma Municipality: UNDERBERG	4805210514087	MADLALA JEFFERY	Brick House	50	1,27	15	63,6	9,5	73,14
K2436	Dr Nkosazana Zuma Municipality: AMAKUZA	4805210514087	NTSHAPHA SHOKWAKHE	AMAKUZA UNDERBURG KZN	50	1,27	15	63,6	9,5	73,14
K2436	Dr Nkosazana Zuma Municipality: QULASHE S1	4805210514087	NZIMANDE DELIWE	QULASHE UNDERBURG KZN	50	1,27	15	63,6	9,5	73,14
K2436	Dr Nkosazana Zuma Municipality: HLABENI	4805210514087	KHANYILE ZANOXOLO E	HLABENI UNDERBURG KZN	50	1,27	15	63,6	9,5	73,14
K2436	Dr Nkosazana Zuma Municipality: HLABENI	4805210514087	NALA MAQOY F	HLABENI UNDERBURG KZN	50	1,27	15	63,6	9,5	73,14
K2436	Dr Nkosazana Zuma Municipality: QULASHE S1	4805210514087	ZUMA MATHEU	QULASHE UNDERBURG KZN	50	1,27	15	63,6	9,5	73,14
K2436	Dr Nkosazana Zuma Municipality: HLANGANANI	4805210514087	MAKHANYA NCANYANA	TRADITIONAL HOUSE	50	1,27	15	63,6	9,5	73,14
K2436	Dr Nkosazana Zuma Municipality: HLABENI	4805210514087	DLAMINI ZETHU	HLABENI UNDERBURG KZN	50	1,27	15	63,6	9,5	73,14
K2436	Dr Nkosazana Zuma Municipality: HLABENI	4805210514087	NALA BANCAMILE W	HLABENI UNDERBURG KZN	50	1,27	15	63,6	9,5	73,14
K2436	Dr Nkosazana Zuma Municipality: HLABENI	4805210514087	KHYWILE HLENGIWE VENANCIA	HLABENI UNDERBURG KZN	50	1,27	15	63,6	9,5	73,14
K2436	Dr Nkosazana Zuma Municipality: HLABENI	4805210514087	DLAMINI JAHENI EDITH	HLABENI UNDERBURG KZN	50	1,27	15	63,6	9,5	73,14
K2436	Dr Nkosazana Zuma Municipality: MQATSHENI	4805210514087	ZONDI BENI	MQATSHENI UNDERBURG KZN	50	1,27	15	63,6	9,5	73,14
K2436	Dr Nkosazana Zuma Municipality: HLANGANANI	4805210514087	MTHEMBU MLONGI	TRADITIONAL HOUSE	50	1,27	15	63,6	9,5	73,14
K2436	Dr Nkosazana Zuma Municipality: AMAKUZA	4805210514087	PHUNGULA BALUNGILE ELSIE	AMAKUZA UNDERBURG KZN	50	1,27	15	63,6	9,5	73,14
K2436	Dr Nkosazana Zuma Municipality: QULASHE S1	4805210514087	MTOLO NOMONA	QULASHE UNDERBURG KZN	50	1,27	15	63,6	9,5	73,14
K2436	Dr Nkosazana Zuma Municipality: HLABENI	4805210514087	HLENGWA MANTULI	EHLABENI BULWER KZN	50	1,27	15	63,6	9,5	73,14
K2436	Dr Nkosazana Zuma Municipality: HLANGANANI	4805210514087	KHATSHANA BASHABANA	TRADITIONAL HOUSE	50	1,27	15	63,6	9,5	73,14
K2436	Dr Nkosazana Zuma Municipality: BULWER LOW COST HOUSING	4805210514087	MCHUNU NOMAKHISIMUSI	BULWER UNDERBURG PMB KZN	50	1,27	15	63,6	9,5	73,14
K2436	Dr Nkosazana Zuma Municipality: STEPMORE	4805210514087	MKHIZE PATRICK SIZWE	50	1,27	15	63,6	9,5	73,14	
K2436	Dr Nkosazana Zuma Municipality: HLANGANANI	4805210514087	MADUNA NOMPKU	TRADITIONAL HOUSE	50	1,27	15	63,6	9,5	73,14
K2436	Dr Nkosazana Zuma Municipality: QULASHE S1	4805210514087	DLAMINI ELLIAS	QULASHE UNDERBURG KZN	50	1,27	15	63,6	9,5	73,14
K2436	Dr Nkosazana Zuma Municipality: AMAKUZA	4805210514087	SHOBA IRENE MARTHA	AMAKUZA UNDERBURG KZN	50	1,27	15	63,6	9,5	73,14
K2436	Dr Nkosazana Zuma Municipality: HLABENI	4805210514087	MBANJWA KHULUMLE	EHLABENI BULWER KZN	50	1,27	15	63,6	9,5	73,14
K2436	Dr Nkosazana Zuma Municipality: AMAKUZA	4805210514087	MTHEMBU PHILANI	50	1,27	15	63,6	9,5	73,14	
K2436	Dr Nkosazana Zuma Municipality: HLABENI	4805210514087	DLUNGWANA MANGENI	EHLABENI BULWER KZN	50	1,27	15	63,6	9,5	73,14
K2436	Dr Nkosazana Zuma Municipality: AMAKUZA	4805210514087	MTHEMBU HLEKISILE	KILMUN S1 UNDERBURG CNC KZN OU	50	1,27	15	63,6	9,5	73,14
K2436	Dr Nkosazana Zuma Municipality: AMAKUZA	4805210514087	MBEJE DELIWE FLORAH	AMAKUZA UNDERBURG KZN	50	1,27	15	63,6	9,5	73,14
K2436	Dr Nkosazana Zuma Municipality: MQATSHENI	4805210514087	MIYA NOLWAZI	MQATSHENI UNDERBURG KZN	50	1,27	15	63,6	9,5	73,14
K2436	Dr Nkosazana Zuma Municipality: AMAKUZA	4805210514087	NZIMANDE MAKHOSAZANA	KILMUN S1 UNDERBURG CNC KZN OU	50	1,27	15	63,6	9,5	73,14
K2436	Dr Nkosazana Zuma Municipality: AMAKUZA	4805210514087	CAKWE NCINCI	KILMUN S1 UNDERBURG CNC KZN OU	50	1,27	15	63,6	9,5	73,14
K2436	Dr Nkosazana Zuma Municipality: AMAKUZA	4805210514087	NZIMANDE SITHEMBI SO	KILMUN S1 UNDERBURG CNC KZN OU	50	1,27	15	63,6	9,5	73,14
K2436	Dr Nkosazana Zuma Municipality: HLABENI	4805210514087	NGCOBO NOINCINZI	EHLABENI BULWER KZN	50	1,27	15	63,6	9,5	73,14
K2436	Dr Nkosazana Zuma Municipality: AMAKUZA	4805210514087	MKHIZE THUTHUKILE	KILMUN S1 UNDERBURG CNC KZN OU	50	1,27	15	63,6	9,5	73,14
K2436	Dr Nkosazana Zuma Municipality: AMAKUZA	4805210514087	MBANJWA BONGINKOSI	KILMUN S1 UNDERBURG CNC KZN OU	50	1,27	15	63,6	9,5	73,14
K2436	Dr Nkosazana Zuma Municipality: HLABENI	4805210514087	DLAMINI SEBENZILE	EHLABENI BULWER KZN	50	1,27	15	63,6	9,5	73,14
K2436	Dr Nkosazana Zuma Municipality: AMAKUZA	4805210514087	MBANJWA DUDUZILE	KILMUN S1 UNDERBURG CNC KZN OU	50	1,27	15	63,6	9,5	73,14
K2436	Dr Nkosazana Zuma Municipality: AMAKUZA	4805210514087	MNGUNI NTOMBENHLE	KILMUN S1 UNDERBURG CNC KZN OU	50	1,27	15	63,6	9,5	73,14
K2436	Dr Nkosazana Zuma Municipality: HLABENI	4805210514087	MDLANGATHI INTULIZWE	EHLABENI BULWER KZN	50	1,27	15	63,6	9,5	73,14
K2436	Dr Nkosazana Zuma Municipality: HLANGANANI	4805210514087	GAMEDIE VITALIS	TRADITIONAL HOUSE	50	1,27	15	63,6	9,5	73,14
K2436	Dr Nkosazana Zuma Municipality: AMAKUZA	4805210514087	SHEZI TULWE	KILMUN S1 UNDERBURG CNC KZN OU	50	1,27	15	63,6	9,5	73,14
K2436	Dr Nkosazana Zuma Municipality: AMAKUZA	4805210514087	MIYA THOLWAPHI	AMAKUZA UNDERBURG KZN	50	1,27	15	63,6	9,5	73,14
K2436	Dr Nkosazana Zuma Municipality: HLANGANANI	4805210514087	XABA BEATRICE	TRADITIONAL HOUSE	50	1,27	15	63,6	9,5	73,14
K2436	Dr Nkosazana Zuma Municipality: ENKELEBANTWANA	4805210514087	KHUBONI B	HOUSE	50	1,27	15	63,6	9,5	73,14
K2436	Dr Nkosazana Zuma Municipality: AMAKUZA	4805210514087	SABELA NOKWENZANI	KILMUN S1 UNDERBURG CNC KZN OU	50	1,27	15	63,6	9,5	73,14
K2436	Dr Nkosazana Zuma Municipality: HLABENI	4805210514087	MNCWABE NTOMBIKHONA	EHLABENI BULWER KZN	50	1,27	15	63,6	9,5	73,14
K2436	Dr Nkosazana Zuma Municipality: AMAKUZA	4805210514087	SABELA KHUMBULENI	KILMUN S1 UNDERBURG CNC KZN OU	50	1,27	15	63,6	9,5	73,14
K2436	Dr Nkosazana Zuma Municipality: AMAKUZA	4805210514087	MNYOSI NGENZENI GENEROSA	AMAKUZA UNDERBURG KZN	50	1,27	15	63,6	9,5	73,14
K2436	Dr Nkosazana Zuma Municipality: AMAKUZA	4805210514087	KWASABELA BAWINILE	KILMUN S1 UNDERBURG CNC KZN OU	50	1,27	15	63,6	9,5	73,14
K2436	Dr Nkosazana Zuma Municipality: AMAKUZA	4805210514087	DLAMINI BAPHINDILE	KILMUN S1 UNDERBURG CNC KZN OU	50	1,27	15	63,6	9,5	73,14
K2436	Dr Nkosazana Zuma Municipality: HLABENI	4805210514087	MBATHA BONGANI	EHLABENI BULWER KZN	50	1,27	15	63,6	9,5	73,14
K2436	Dr Nkosazana Zuma Municipality: AMAKUZA	4805210514087	SINDANE MHLANGANYELWA	KILMUN S1 UNDERBURG CNC KZN OU	50	1,27	15	63,6	9,5	73,14
K2436	Dr Nkosazana Zuma Municipality: AMAKUZA	4805210514087	NSINDANE ZITHA	KILMUN S1 UNDERBURG CNC KZN OU	50	1,27	15	63,6	9,5	73,14
K2436	Dr Nkosazana Zuma Municipality: MQATSHENI	4805210514087	CHAQWE ANDREW	MQATSHENI UNDERBURG KZN	50	1,27	15	63,6	9,5	73,14
K2436	Dr Nkosazana Zuma Municipality: SIZANENJANA KWABUTHO	4805210514087	MADLEKA DUMISANI	SIZANENJANA KWABUTHO S1 UNDERBERG KZN	50	1,27	15	63,6	9,5	73,14
K2436	Dr Nkosazana Zuma Municipality: NKWEEZLE	4805210514087	DLAMINI DUMISANI E	NKWEEZLE	50	1,27	15	63,6	9,5	73,14
K2436	Dr Nkosazana Zuma Municipality: QULASHE S1	4805210514087	MKHIZE THEMBI	QULASHE UNDERBURG KZN	50	1,27	15	63,6	9,5	73,14
K2436	Dr Nkosazana Zuma Municipality: SIZANENJANA KWABUTHO	4805210514087	KHENISA PHINDELENI EPHINA	SIZANENJANA KWABUTHO S1 UNDERBERG KZN	50	1,27	15	63,6	9,5	73,14
K2436	Dr Nkosazana Zuma Municipality: SIZANENJANA KWABUTHO	4805210514087	KHENISA BALUNGILE EMMELDA	SIZANENJANA KWABUTHO S1 UNDERBERG KZN	50	1,27	15	63,6	9,5	73,14
K2436	Dr Nkosazana Zuma Municipality: SIZANENJANA KWABUTHO	4805210514087	KHENISA ZIBUYILE ANNATORIA	SIZANENJANA KWABUTHO S1 UNDERBERG KZN	50	1,27	15	63,6	9,5	73,14
K2436	Dr Nkosazana Zuma Municipality: HLANGANANI	4805210514087	ZULU BAGCINILE	TRADITIONAL HOUSE	50	1,27	15	63,6	9,5	73,14
K2436	Dr Nkosazana Zuma Municipality: MQATSHENI	4805210514087	MSOMI ROMANUS	MQATSHENI UNDERBURG KZN	50	1,27	15	63,6	9,5	73,14
K2436	Dr Nkosazana Zuma Municipality: ENKELEBANTWANA	4805210514087	NSIMSI V	HOUSE	50	1,27	15	63,6	9,5	73,14
K2436	Dr Nkosazana Zuma Municipality: MQATSHENI	4805210514087	MJWARA BONGANI	MQATSHENI UNDERBURG KZN	50	1,27	15	63,6	9,5	73,14
K2436	Dr Nkosazana Zuma Municipality: HLANGANANI	4805210514087	MIYA SEBENZANI	TRADITIONAL HOUSE	50	1,27	15	63,6	9,5	73,14
K2436	Dr Nkosazana Zuma Municipality: SIZANENJANA KWABUTHO	4805210514087	ZACA SENSE	SIZANENJANA KWABUTHO S1 UNDERBERG KZN	50	1,27	15	63,6	9,5	73,14
K2436	Dr Nkosazana Zuma Municipality: SIZANENJANA KWABUTHO	4805210514087	DLAMINI KHETHENI BEATRICE	SIZANENJANA KWABUTHO S1 UNDERBERG KZN	50	1,27	15	63,6	9,5	73,14
K2436	Dr Nkosazana Zuma Municipality: SIZANENJANA KWABUTHO	4805210514087	KHANISA BAJABISE GIRLIE	SIZANENJANA KWABUTHO S1 UNDERBERG KZN	50	1,27	15	63,6	9,5	73,14
K2436	Dr Nkosazana Zuma Municipality: SIZANENJANA KWABUTHO	4805210514087	NGUBANE MLINDELWA	SIZANENJANA KWABUTHO S1 UNDERBERG KZN	50	1,27	15	63,6	9,5	73,14
K2436	Dr Nkosazana Zuma Municipality: NKWEEZLE	4805210514087	MBANDLWA SINDISIWE BEAUTY	NKWEEZLE	50	1,27	15	63,6	9,5	73,14
K2436	Dr Nkosazana Zuma Municipality: HLANGANANI	4805210514087	CHIYA MDUDUZI	TRADITIONAL HOUSE	50	1,27	15	63,6	9,5	73,14
K2436	Dr Nkosazana Zuma Municipality: MQATSHENI	4805210514087	SHEZI NOMVULA	MQATSHENI UNDERBURG KZN	50	1,27	15	63,6	9,5	73,14
K2436	Dr Nkosazana Zuma Municipality: HLANGANANI	4805210514087	MEMELA S.V. VIA	TRADITIONAL HOUSE	50	1,27	15	63,6	9,5	73,14
K2436	Dr Nkosazana Zuma Municipality: MQATSHENI	4805210514087	MBINGWA BONAKELE	MQATSHENI UNDERBURG KZN	50	1,27	15	63,6	9,5	73,14
K2436	Dr Nkosazana Zuma Municipality: MQATSHENI	4805210514087	MBONGWA DELI	MQATSHENI UNDERBURG KZN	50	1,27	15	63,6	9,5	73,14
K2436	Dr Nkosazana Zuma Municipality: HLANGANANI	4805210514087	ZULU DERICK	TRADITIONAL HOUSE	50	1,27	15	63,6	9,5	73,14
K2436	Dr Nkosazana Zuma Municipality: SIZANENJANA KWABUTHO	4805210514087	TENZA NOKUTHULA CATHERINE	SIZANENJANA KWABUTHO S1 UNDERBERG KZN	50	1,27	15	63,6	9,5	73,14
K2436	Dr Nkosazana Zuma Municipality: MQATSHENI	4805210514087	HLONGWANE NHLANHLA	MQATSHENI UNDERBURG KZN	50	1,27	15	63,6	9,5	73,14
K2436	Dr Nkosazana Zuma Municipality: SIZANENJANA KWABUTHO	4805210514087	TENZA VITALIS BHEKHEHAYA	SIZANENJANA KWABUTHO S1 UNDERBERG KZN	50	1,27	15	63,6	9,5	73,14
K2436	Dr Nkosazana Zuma Municipality: HLANGANANI	4805210514087	MSIYA QANA	TRADITIONAL HOUSE	50	1,27	15	63,6	9,5	73,14
K2436	Dr Nkosazana Zuma Municipality: SIZANENJANA KWABUTHO	4805210514087	NDHLANGISA NOKWANDA PRAXEDIS	HLANGANANI	50	1,27	15	63,6	9,5	73,14
K2436	Dr Nkosazana Zuma Municipality: SIZANENJANA KWABUTHO	4805210514087	DUMA SHAYITZI THOMSOM	SIZANENJANA KWABUTHO S1 UNDERBERG KZN	50	1,27	15	63,6	9,5	73,14
K2436	Dr Nkosazana Zuma Municipality: BULWER LOW COST HOUSING	4805210514087	MATILDA NTOMBIFUTHI	BULWER UNDERBURG PMB KZN	50	1,27	15	63,6	9,5	73,14
K2436	Dr Nkosazana Zuma Municipality: HLANGANANI	4805210514087	DLAMINI NONKULULEKO	TRADITIONAL HOUSE	50	1,27	15	63,6	9,5	73,14
K2436	Dr Nkosazana Zuma Municipality: MQATSHENI	4805210514087	MADIBE MSHIWA	MQATSHENI UNDERBURG KZN	50	1,27	15	63,6	9,5	73,14
K2436	Dr Nkosazana Zuma Municipality: UNDERBERG	4805210514087	DLANGISA BONGEKILE BEAUTY	EHLABENI BULWER KZN	50	1,27	15	63,6	9,5	73,14
K2436	Dr Nkosazana Zuma Municipality: UNDERBERG	4805210514087	MJWARA MANTSALI	Brick House	50	1,27	15	63,6	9,5	73,14
K2436	Dr Nkosazana Zuma Municipality: SIZANENJANA KWABUTHO	480521051								

KZ436	Dr Nkosazana Zuma Municip: HLANGANANI	4805210514087	NZIMANDE NOMHLANHLA	HLANGANANI 3 CREIGHTON IXOPO CNC KZN OU	50	1,27	15	83,8	9,5	73,14
KZ436	Dr Nkosazana Zuma Municip: HLANGANANI	4805210514087	DLAMINI MERCY	HLANGANANI 3 CREIGHTON IXOPO CNC KZN OU	50	1,27	15	83,8	9,5	73,14
KZ436	Dr Nkosazana Zuma Municip: HLANGANANI	4805210514087	MBANJUWA HENRY	HLANGANANI 3 CREIGHTON IXOPO CNC KZN OU	50	1,27	15	83,8	9,5	73,14
KZ436	Dr Nkosazana Zuma Municip: HLANGANANI	4805210514087	DLAMINI MICHAEL	HLANGANANI 3 CREIGHTON IXOPO CNC KZN OU	50	1,27	15	83,8	9,5	73,14
KZ436	Dr Nkosazana Zuma Municip: HLANGANANI	4805210514087	NLANGISA LINDIWE	HLANGANANI 3 CREIGHTON IXOPO CNC KZN OU	50	1,27	15	83,8	9,5	73,14
KZ436	Dr Nkosazana Zuma Municip: HLANGANANI	4805210514087	KUBONI NELISWHE ALEXIA	HLANGANANI 3 CREIGHTON IXOPO CNC KZN OU	50	1,27	15	83,8	9,5	73,14
KZ436	Dr Nkosazana Zuma Municip: HLANGANANI	4805210514087	DLUNGWANA MBUZESI WILLIAM	HLANGANANI 3 CREIGHTON IXOPO CNC KZN OU	50	1,27	15	83,8	9,5	73,14
KZ436	Dr Nkosazana Zuma Municip: SIZANENJANA KWABUTHO	4805210514087	MADONDA VIMBELENI	SIZANENJANA KWABUTHO S1 UNDERBERG KZN	50	1,27	15	83,8	9,5	73,14
KZ436	Dr Nkosazana Zuma Municip: HIMEVILLA	4805210514087	NGCOBO DUDUZILE	Brick House	50	1,27	15	83,8	9,5	73,14
KZ436	Dr Nkosazana Zuma Municip: SIZANENJANA KWABUTHO	4805210514087	MKHIZE BHEKAMAMBO DOUGLAS	SIZANENJANA KWABUTHO S1 UNDERBERG KZN	50	1,27	15	83,8	9,5	73,14
KZ436	Dr Nkosazana Zuma Municip: SIZANENJANA KWABUTHO	4805210514087	SKOHELA VINCENT BHEKITHEMBA	SIZANENJANA KWABUTHO S1 UNDERBERG KZN	50	1,27	15	83,8	9,5	73,14
KZ436	Dr Nkosazana Zuma Municip: HLANGANANI	4805210514087	MNCWAMBE SLETHIWE JENNET	HLANGANANI 3 CREIGHTON IXOPO CNC KZN OU	50	1,27	15	83,8	9,5	73,14
KZ436	Dr Nkosazana Zuma Municip: HLANGANANI	4805210514087	MINDALI THOKOZILE REJOICE	HLANGANANI 3 CREIGHTON IXOPO CNC KZN OU	50	1,27	15	83,8	9,5	73,14
KZ436	Dr Nkosazana Zuma Municip: SIZANENJANA KWABUTHO	4805210514087	RADEBE HLUPEKHILE BADUMILE	SIZANENJANA KWABUTHO S1 UNDERBERG KZN	50	1,27	15	83,8	9,5	73,14
KZ436	Dr Nkosazana Zuma Municip: QULASHE S1	4805210514087	MTOLO LANGALAKHE	QULASHE UNDERBURG KZN	50	1,27	15	83,8	9,5	73,14
KZ436	Dr Nkosazana Zuma Municip: HLANGANANI	4805210514087	DLAMINI ELIZABETH NTOMBI	HLANGANANI 3 CREIGHTON IXOPO CNC KZN OU	50	1,27	15	83,8	9,5	73,14
KZ436	Dr Nkosazana Zuma Municip: HLANGANANI	4805210514087	DLAMINI SIBUSISO	HLANGANANI 3 CREIGHTON IXOPO CNC KZN OU	50	1,27	15	83,8	9,5	73,14
KZ436	Dr Nkosazana Zuma Municip: SIZANENJANA KWABUTHO	4805210514087	NDABA KHULULIWE	SIZANENJANA KWABUTHO S1 UNDERBERG KZN	50	1,27	15	83,8	9,5	73,14
KZ436	Dr Nkosazana Zuma Municip: HLANGANANI	4805210514087	ZULU NONSKELELO EUNICE	HLANGANANI 3 CREIGHTON IXOPO CNC KZN OU	50	1,27	15	83,8	9,5	73,14
KZ436	Dr Nkosazana Zuma Municip: HLANGANANI	4805210514087	LANGA FISANI	HLANGANANI 3 CREIGHTON IXOPO CNC KZN OU	50	1,27	15	83,8	9,5	73,14
KZ436	Dr Nkosazana Zuma Municip: HLANGANANI	4805210514087	MTHEMBU JAGULANI ERICK	HLANGANANI 3 CREIGHTON IXOPO CNC KZN OU	50	1,27	15	83,8	9,5	73,14
KZ436	Dr Nkosazana Zuma Municip: HLANGANANI	4805210514087	DLUNGWANE SIBIJANA	HLANGANANI 3 CREIGHTON IXOPO CNC KZN OU	50	1,27	15	83,8	9,5	73,14
KZ436	Dr Nkosazana Zuma Municip: HLANGANANI	4805210514087	SOSIBO BABY ALEX	HLANGANANI 3 CREIGHTON IXOPO CNC KZN OU	50	1,27	15	83,8	9,5	73,14
KZ436	Dr Nkosazana Zuma Municip: HLANGANANI	4805210514087	MTHEMBU HORITIUS SANELE	HLANGANANI 3 CREIGHTON IXOPO CNC KZN OU	50	1,27	15	83,8	9,5	73,14
KZ436	Dr Nkosazana Zuma Municip: HLANGANANI	4805210514087	MNGXATI MZIBANI	TRADITIONAL HOUSE	50	1,27	15	83,8	9,5	73,14
KZ436	Dr Nkosazana Zuma Municip: NKUMBA	4805210514087	DLAMINI PRECIOSUS PHUMELELO	NKUMBA BULWER UNDERBERG	50	1,27	15	83,8	9,5	73,14
KZ436	Dr Nkosazana Zuma Municip: CREIGHTON PREPAID	4805210514087	MNGUNI NTOMBIZONKE	P O EMASAMENI IXOPO KZN	50	1,27	15	83,8	9,5	73,14
KZ436	Dr Nkosazana Zuma Municip: HLANGANANI	4805210514087	GAMEDE ZILINDE RAFAEL	HLANGANANI 3 CREIGHTON IXOPO CNC KZN OU	50	1,27	15	83,8	9,5	73,14
KZ436	Dr Nkosazana Zuma Municip: HLANGANANI	4805210514087	NZIMANDE FISIWE GRACIA	HLANGANANI 3 CREIGHTON IXOPO CNC KZN OU	50	1,27	15	83,8	9,5	73,14
KZ436	Dr Nkosazana Zuma Municip: ENKELEBANTWANA	4805210514087	CELE SITHEMBILE C	XOSHEYAKHE S1 UNDERBERG CNC KZN OU	50	1,27	15	83,8	9,5	73,14
KZ436	Dr Nkosazana Zuma Municip: SIZANENJANA KWABUTHO	4805210514087	MAKHAYE BENGAZI SYLVINAH	SIZANENJANA KWABUTHO S1 UNDERBERG KZN	50	1,27	15	83,8	9,5	73,14
KZ436	Dr Nkosazana Zuma Municip: HLANGANANI	4805210514087	NDWALANE ZINHLE CYNTHIA	HLANGANANI 3 CREIGHTON IXOPO CNC KZN OU	50	1,27	15	83,8	9,5	73,14
KZ436	Dr Nkosazana Zuma Municip: HLANGANANI	4805210514087	GAMEDE KHETHIWE EUNICE	HLANGANANI 3 CREIGHTON IXOPO CNC KZN OU	50	1,27	15	83,8	9,5	73,14
KZ436	Dr Nkosazana Zuma Municip: HLANGANANI	4805210514087	JAMA LETHANI NOMJUULA	HLANGANANI 3 CREIGHTON IXOPO CNC KZN OU	50	1,27	15	83,8	9,5	73,14
KZ436	Dr Nkosazana Zuma Municip: HLANGANANI	4805210514087	NDANGISA THANDEKA	HLANGANANI 3 CREIGHTON IXOPO CNC KZN OU	50	1,27	15	83,8	9,5	73,14
KZ436	Dr Nkosazana Zuma Municip: TARVALY S1	4805210514087	KHUBONE HLULEKILE FELAPHO	TARS VALLEY CREIGHTON KZN	50	1,27	15	83,8	9,5	73,14
KZ436	Dr Nkosazana Zuma Municip: HLANGANANI	4805210514087	NGUBO MBOKODO	TRADITIONAL HOUSE	50	1,27	15	83,8	9,5	73,14
KZ436	Dr Nkosazana Zuma Municip: MQATSHENI	4805210514087	JAMA ALBERT	UNDERBERG INFILLS UNDERBERG KZN OU	50	1,27	15	83,8	9,5	73,14
KZ436	Dr Nkosazana Zuma Municip: HLANGANANI	4805210514087	MBANJUWA MTTINYWA	HLANGANANI 3 CREIGHTON IXOPO CNC KZN OU	50	1,27	15	83,8	9,5	73,14
KZ436	Dr Nkosazana Zuma Municip: HLANGANANI	4805210514087	MBANJUWA SOKESIBONE MDDDA	HLANGANANI 3 CREIGHTON IXOPO CNC KZN OU	50	1,27	15	83,8	9,5	73,14
KZ436	Dr Nkosazana Zuma Municip: HLANGANANI	4805210514087	DLAMINI BAZIMI THOLAKALE	HLANGANANI 3 CREIGHTON IXOPO CNC KZN OU	50	1,27	15	83,8	9,5	73,14
KZ436	Dr Nkosazana Zuma Municip: HLANGANANI	4805210514087	DLAMINI KUFAKWEZE	HLANGANANI 3 CREIGHTON IXOPO CNC KZN OU	50	1,27	15	83,8	9,5	73,14
KZ436	Dr Nkosazana Zuma Municip: HLANGANANI	4805210514087	DLAMINI KHANYSANI BERNARD	HLANGANANI 3 CREIGHTON IXOPO CNC KZN OU	50	1,27	15	83,8	9,5	73,14
KZ436	Dr Nkosazana Zuma Municip: HLANGANANI	4805210514087	SHANGE HLULEKILE FELAPHO	HLANGANANI 3 CREIGHTON IXOPO CNC KZN OU	50	1,27	15	83,8	9,5	73,14
KZ436	Dr Nkosazana Zuma Municip: SIZANENJANA KWABUTHO	4805210514087	NDABA NOMSA ANNA	SIZANENJANA KWABUTHO S1 UNDERBERG KZN	50	1,27	15	83,8	9,5	73,14
KZ436	Dr Nkosazana Zuma Municip: SIZANENJANA KWABUTHO	4805210514087	DLAMINI BUSISIWE DORIS	SIZANENJANA KWABUTHO S1 UNDERBERG KZN	50	1,27	15	83,8	9,5	73,14
KZ436	Dr Nkosazana Zuma Municip: MQATSHENI	4805210514087	BENGU SIPHESHILE COSMOS	MQATSHENI UNDERBURG KZN	50	1,27	15	83,8	9,5	73,14
KZ436	Dr Nkosazana Zuma Municip: HLANGANANI	4805210514087	MBANJUWA BENZELENI THEMZENI	HLANGANANI 3 CREIGHTON IXOPO CNC KZN OU	50	1,27	15	83,8	9,5	73,14
KZ436	Dr Nkosazana Zuma Municip: HLANGANANI	4805210514087	MBANJUWA ZUZIWE PRECIOSUS	HLANGANANI 3 CREIGHTON IXOPO CNC KZN OU	50	1,27	15	83,8	9,5	73,14
KZ436	Dr Nkosazana Zuma Municip: MQATSHENI	4805210514087	MNCWABE ALLOSIA VIRGINIA	MQATSHENI UNDERBURG KZN	50	1,27	15	83,8	9,5	73,14
KZ436	Dr Nkosazana Zuma Municip: HLANGANANI	4805210514087	DLAMINI SYLVIA KWENZIKILE	HLANGANANI 3 CREIGHTON IXOPO CNC KZN OU	50	1,27	15	83,8	9,5	73,14
KZ436	Dr Nkosazana Zuma Municip: MQATSHENI	4805210514087	MAJOZI JONHSON SIBUSISO	MQATSHENI UNDERBURG KZN	50	1,27	15	83,8	9,5	73,14
KZ436	Dr Nkosazana Zuma Municip: HLANGANANI	4805210514087	GCABA THOLAKALE	HLANGANANI 3 CREIGHTON IXOPO CNC KZN OU	50	1,27	15	83,8	9,5	73,14
KZ436	Dr Nkosazana Zuma Municip: HLANGANANI	4805210514087	MBANJUWA PATRICIA VANACIA	HLANGANANI 3 CREIGHTON IXOPO CNC KZN OU	50	1,27	15	83,8	9,5	73,14
KZ436	Dr Nkosazana Zuma Municip: HLANGANANI	4805210514087	MNGUNI NGENGENI FLORINA	HLANGANANI 3 CREIGHTON IXOPO CNC KZN OU	50	1,27	15	83,8	9,5	73,14
KZ436	Dr Nkosazana Zuma Municip: HLANGANANI	4805210514087	MNXADI ZAZI	SHOP	50	1,27	15	83,8	9,5	73,14
KZ436	Dr Nkosazana Zuma Municip: HLANGANANI	4805210514087	MTHEMBU MATHETHI	HLANGANANI 3 CREIGHTON IXOPO CNC KZN OU	50	1,27	15	83,8	9,5	73,14
KZ436	Dr Nkosazana Zuma Municip: HLANGANANI	4805210514087	TSHIZA BONISWE	HLANGANANI 3 CREIGHTON IXOPO CNC KZN OU	50	1,27	15	83,8	9,5	73,14
KZ436	Dr Nkosazana Zuma Municip: HLANGANANI	4805210514087	NZIMANDE BONGINKOSI	HLANGANANI 3 CREIGHTON IXOPO CNC KZN OU	50	1,27	15	83,8	9,5	73,14
KZ436	Dr Nkosazana Zuma Municip: HLANGANANI	4805210514087	CELE J	HLANGANANI	50	1,27	15	83,8	9,5	73,14
KZ436	Dr Nkosazana Zuma Municip: HLANGANANI	4805210514087	NZIMANDE XOLISHE	HLANGANANI 3 CREIGHTON IXOPO CNC KZN OU	50	1,27	15	83,8	9,5	73,14
KZ436	Dr Nkosazana Zuma Municip: HLANGANANI	4805210514087	GAZU MARIA	HLANGANANI 3 CREIGHTON IXOPO CNC KZN OU	50	1,27	15	83,8	9,5	73,14
KZ436	Dr Nkosazana Zuma Municip: MQATSHENI	4805210514087	MAJOZI MONDLI	MQATSHENI UNDERBURG KZN	50	1,27	15	83,8	9,5	73,14
KZ436	Dr Nkosazana Zuma Municip: HLANGANANI	4805210514087	NZIMANDE ZIBUYILE	HLANGANANI 3 CREIGHTON IXOPO CNC KZN OU	50	1,27	15	83,8	9,5	73,14
KZ436	Dr Nkosazana Zuma Municip: UNDERBERG	4805210514087	SHEZI BUKANI	Brick House	50	1,27	15	83,8	9,5	73,14
KZ436	Dr Nkosazana Zuma Municip: SIZANENJANA KWABUTHO	4805210514087	NGCOBO PHILANI REFUGE	SIZANENJANA KWABUTHO S1 UNDERBERG KZN	50	1,27	15	83,8	9,5	73,14
KZ436	Dr Nkosazana Zuma Municip: HLANGANANI	4805210514087	SOSIBO ZIBUYILI	HLANGANANI 3 CREIGHTON IXOPO CNC KZN OU	50	1,27	15	83,8	9,5	73,14
KZ436	Dr Nkosazana Zuma Municip: AMAKUZA	4805210514087	NOMVUKO MTHEMBU	AMAKUZA KILMUN S1 UNDERBERG CNC KZN OU	50	1,27	15	83,8	9,5	73,14
KZ436	Dr Nkosazana Zuma Municip: SIZANENJANA KWABUTHO	4805210514087	NDABA MBUSENI PETROSE	SIZANENJANA KWABUTHO S1 UNDERBERG KZN	50	1,27	15	83,8	9,5	73,14
KZ436	Dr Nkosazana Zuma Municip: SIZANENJANA KWABUTHO	4805210514087	NDABA BAQOSHILE ANGELINE	SIZANENJANA KWABUTHO S1 UNDERBERG KZN	50	1,27	15	83,8	9,5	73,14
KZ436	Dr Nkosazana Zuma Municip: AMAKUZA	4805210514087	BUYISIWE DLAMINI	AMAKUZA KILMUN S1 UNDERBERG CNC KZN OU	50	1,27	15	83,8	9,5	73,14
KZ436	Dr Nkosazana Zuma Municip: AMAKUZA	4805210514087	QONIN MAZEDALA	AMAKUZA KILMUN S1 UNDERBERG CNC KZN OU	50	1,27	15	83,8	9,5	73,14
KZ436	Dr Nkosazana Zuma Municip: AMAKUZA	4805210514087	KHOLISILE SHOBA	AMAKUZA KILMUN S1 UNDERBERG CNC KZN OU	50	1,27	15	83,8	9,5	73,14
KZ436	Dr Nkosazana Zuma Municip: MQATSHENI	4805210514087	NGCOBO NOMASANI	MQATSHENI UNDERBURG KZN	50	1,27	15	83,8	9,5	73,14
KZ436	Dr Nkosazana Zuma Municip: SIZANENJANA KWABUTHO	4805210514087	MTHEMBU NYOMBKAYISE LEOCADIA	SIZANENJANA KWABUTHO S1 UNDERBERG KZN	50	1,27	15	83,8	9,5	73,14
KZ436	Dr Nkosazana Zuma Municip: HLANGANANI	4805210514087	KHOBONE THOKOZANI PRUDENCE	HLANGANANI 3 CREIGHTON IXOPO CNC KZN OU	50	1,27	15	83,8	9,5	73,14
KZ436	Dr Nkosazana Zuma Municip: HLANGANANI	4805210514087	MNGUNI NOKUTHULE	HLANGANANI 3 CREIGHTON IXOPO CNC KZN OU	50	1,27	15	83,8	9,5	73,14
KZ436	Dr Nkosazana Zuma Municip: HLANGANANI	4805210514087	DLAMINI HOMISTA DIDEKLE	HLANGANANI 3 CREIGHTON IXOPO CNC KZN OU	50	1,27	15	83,8	9,5	73,14
KZ436	Dr Nkosazana Zuma Municip: SIZANENJANA KWABUTHO	4805210514087	CEBASHE NONDUMISO ZEPHRA	SIZANENJANA KWABUTHO S1 UNDERBERG KZN	50	1,27	15	83,8	9,5	73,14
KZ436	Dr Nkosazana Zuma Municip: HLANGANANI	4805210514087	DLAMINI SIMANGELE	HLANGANANI 3 CREIGHTON IXOPO CNC KZN OU	50	1,27	15	83,8	9,5	73,14
KZ436	Dr Nkosazana Zuma Municip: HLANGANANI	4805210514087	KHUBANI SIPHO EUNUS	HLANGANANI 3 CREIGHTON IXOPO CNC KZN OU	50	1,27	15	83,8	9,5	73,14
KZ436	Dr Nkosazana Zuma Municip: HLANGANANI	4805210514087	DLAMINI KHOLISILE AGNES	HLANGANANI 3 CREIGHTON IXOPO CNC KZN OU	50	1,27	15	83,8	9,5	73,14
KZ436	Dr Nkosazana Zuma Municip: HLANGANANI	4805210514087	MTOLO QONDEKILE	HLANGANANI 3 CREIGHTON IXOPO CNC KZN OU	50	1,27	15	83,8	9,5	73,14
KZ436	Dr Nkosazana Zuma Municip: HLANGANANI	4805210514087	DLAMINI ZAMMALETHU	HLANGANANI 3 CREIGHTON IXOPO CNC KZN OU	50	1,27	15	83,8	9,5	73,14
KZ436	Dr Nkosazana Zuma Municip: HLANGANANI	4805210								

KZ436	Dr Nkosazana Zuma Municipality: HLANGANANI	4805210514087	KHUBONE CHRISTINA VUYISILE	HLANGANANI 3 CREIGHTON IXOPO CNC KZN OU	50	1,27	15	63,6	9,5	73,14
KZ436	Dr Nkosazana Zuma Municipality: CREIGHTON PREPAID	4805210514087	SCHALKWYK JOHN CORNELIUS	HLANGANANI 3 CREIGHTON IXOPO CNC KZN OU	50	1,27	15	63,6	9,5	73,14
KZ436	Dr Nkosazana Zuma Municipality: HLANGANANI	4805210514087	MBANJUWA ZWELIKHILE ROMANUS	HLANGANANI 3 CREIGHTON IXOPO CNC KZN OU	50	1,27	15	63,6	9,5	73,14
KZ436	Dr Nkosazana Zuma Municipality: HLANGANANI	4805210514087	BENGU DUMSANI	HLANGANANI 3 CREIGHTON IXOPO CNC KZN OU	50	1,27	15	63,6	9,5	73,14
KZ436	Dr Nkosazana Zuma Municipality: HLANGANANI	4805210514087	MAGOSO EUNIC	HLANGANANI 3 CREIGHTON IXOPO CNC KZN OU	50	1,27	15	63,6	9,5	73,14
KZ436	Dr Nkosazana Zuma Municipality: HLANGANANI	4805210514087	DLAMINI SIBONGO	HLANGANANI 3 CREIGHTON IXOPO CNC KZN OU	50	1,27	15	63,6	9,5	73,14
KZ436	Dr Nkosazana Zuma Municipality: HLANGANANI	4805210514087	BHENGU MDUNAYENZANU	HLANGANANI 3 CREIGHTON IXOPO CNC KZN OU	50	1,27	15	63,6	9,5	73,14
KZ436	Dr Nkosazana Zuma Municipality: SIZANENJANA KWABUTHO	4805210514087	MEMELA BAZAMILE GLADYS	SIZANENJANA KWABUTHO S1 UNDERBERG KZN	50	1,27	15	63,6	9,5	73,14
KZ436	Dr Nkosazana Zuma Municipality: SIZANENJANA KWABUTHO	4805210514087	DLAMINI KHEHLA LINUS	SIZANENJANA KWABUTHO S1 UNDERBERG KZN	50	1,27	15	63,6	9,5	73,14
KZ436	Dr Nkosazana Zuma Municipality: HLANGANANI	4805210514087	DLAMINI MZUNGEZWA	HLANGANANI 3 CREIGHTON IXOPO CNC KZN OU	50	1,27	15	63,6	9,5	73,14
KZ436	Dr Nkosazana Zuma Municipality: HLANGANANI	4805210514087	DLAMINI FUNELINJANI	HLANGANANI 3 CREIGHTON IXOPO CNC KZN OU	50	1,27	15	63,6	9,5	73,14
KZ436	Dr Nkosazana Zuma Municipality: SIZANENJANA KWABUTHO	4805210514087	MNCWABE THULUZA NTOMBIFIKILE	SIZANENJANA KWABUTHO S1 UNDERBERG KZN	50	1,27	15	63,6	9,5	73,14
KZ436	Dr Nkosazana Zuma Municipality: HLANGANANI	4805210514087	DUMA SABENI	TRADITIONAL HOUSE	50	1,27	15	63,6	9,5	73,14
KZ436	Dr Nkosazana Zuma Municipality: SIZANENJANA KWABUTHO	4805210514087	MNCWABE NOKULUNGA LUCRECIA	SIZANENJANA KWABUTHO S1 UNDERBERG KZN	50	1,27	15	63,6	9,5	73,14
KZ436	Dr Nkosazana Zuma Municipality: ENKELEBANTWANA	4805210514087	ZAMANI XULU	ENKELEBANTWANA S1 BULWER UNDERBERG	50	1,27	15	63,6	9,5	73,14
KZ436	Dr Nkosazana Zuma Municipality: SIZANENJANA KWABUTHO	4805210514087	MBELE SALELENI MALTA	SIZANENJANA KWABUTHO S1 UNDERBERG KZN	50	1,27	15	63,6	9,5	73,14
KZ436	Dr Nkosazana Zuma Municipality: HLANGANANI	4805210514087	DLAMINI MHTUNGATHENJWA	HLANGANANI 3 CREIGHTON IXOPO CNC KZN OU	50	1,27	15	63,6	9,5	73,14
KZ436	Dr Nkosazana Zuma Municipality: QULASHE S1	4805210514087	NZIMANDE DUMSANI	QULASHE UNDERBURG KZN	50	1,27	15	63,6	9,5	73,14
KZ436	Dr Nkosazana Zuma Municipality: SIZANENJANA KWABUTHO	4805210514087	GEBASHE BUHLEBUYEZA	SIZANENJANA KWABUTHO S1 UNDERBERG KZN	50	1,27	15	63,6	9,5	73,14
KZ436	Dr Nkosazana Zuma Municipality: SIZANENJANA KWABUTHO	4805210514087	GEBASHE FUNEYAKHE PHILLIOS	SIZANENJANA KWABUTHO S1 UNDERBERG KZN	50	1,27	15	63,6	9,5	73,14
KZ436	Dr Nkosazana Zuma Municipality: HLANGANANI	4805210514087	XABA LUCIA ZIBUYILE	HLANGANANI S1 IXOPO KZN	50	1,27	15	63,6	9,5	73,14
KZ436	Dr Nkosazana Zuma Municipality: SIZANENJANA KWABUTHO	4805210514087	MNCWABE SIBONGISENI	SIZANENJANA KWABUTHO S1 UNDERBERG KZN	50	1,27	15	63,6	9,5	73,14
KZ436	Dr Nkosazana Zuma Municipality: HLANGANANI	4805210514087	DLAMINI SIBONGO	HLANGANANI 3 CREIGHTON IXOPO CNC KZN OU	50	1,27	15	63,6	9,5	73,14
KZ436	Dr Nkosazana Zuma Municipality: HLANGANANI	4805210514087	MBANJUWA KHEHLEZA	HLANGANANI 3 CREIGHTON IXOPO CNC KZN OU	50	1,27	15	63,6	9,5	73,14
KZ436	Dr Nkosazana Zuma Municipality: HLANGANANI	4805210514087	JILI GUGULETHU	HLANGANANI 3 CREIGHTON IXOPO CNC KZN OU	50	1,27	15	63,6	9,5	73,14
KZ436	Dr Nkosazana Zuma Municipality: SUN CITY	4805210514087	ZONDI NOKULUNGA GETRUDE	SUN CITY BULWER FMB KZN	50	1,27	15	63,6	9,5	73,14
KZ436	Dr Nkosazana Zuma Municipality: HLANGANANI	4805210514087	JILI VELILE	HLANGANANI 3 CREIGHTON IXOPO CNC KZN OU	50	1,27	15	63,6	9,5	73,14
KZ436	Dr Nkosazana Zuma Municipality: MQATSHENI	4805210514087	MIYA NTOMBISILE	MQATSHENI UNDERBURG KZN	50	1,27	15	63,6	9,5	73,14
KZ436	Dr Nkosazana Zuma Municipality: HLANGANANI	4805210514087	LUSHOZI TKEKILE	Traditional house	50	1,27	15	63,6	9,5	73,14
KZ436	Dr Nkosazana Zuma Municipality: HLANGANANI	4805210514087	MXANDI BAVELILE ALEXIA	HLANGANANI S1 IXOPO KZN	50	1,27	15	63,6	9,5	73,14
KZ436	Dr Nkosazana Zuma Municipality: MQATSHENI	4805210514087	MAJOZI ZAKHTI	MQATSHENI UNDERBURG KZN	50	1,27	15	63,6	9,5	73,14
KZ436	Dr Nkosazana Zuma Municipality: SIZANENJANA KWABUTHO	4805210514087	MDLADLA NTOMBIZINI ALEXIA	SIZANENJANA KWABUTHO S1 UNDERBERG KZN	50	1,27	15	63,6	9,5	73,14
KZ436	Dr Nkosazana Zuma Municipality: HLANGANANI	4805210514087	NZIMANDE NELLIE	HLANGANANI 3 CREIGHTON IXOPO CNC KZN OU	50	1,27	15	63,6	9,5	73,14
KZ436	Dr Nkosazana Zuma Municipality: HLANGANANI	4805210514087	PHUNGULA CRESSENTINA SALELANI	HLANGANANI 3 CREIGHTON IXOPO CNC KZN OU	50	1,27	15	63,6	9,5	73,14
KZ436	Dr Nkosazana Zuma Municipality: HLANGANANI	4805210514087	DLAMINI MANDLA	HLANGANANI 3 CREIGHTON IXOPO CNC KZN OU	50	1,27	15	63,6	9,5	73,14
KZ436	Dr Nkosazana Zuma Municipality: HLANGANANI	4805210514087	MZIZI KHANYISILE GLADYS	HLANGANANI 3 CREIGHTON IXOPO CNC KZN OU	50	1,27	15	63,6	9,5	73,14
KZ436	Dr Nkosazana Zuma Municipality: HLANGANANI	4805210514087	MBANJUWA NTOMBIFIKILE GLORIA	HLANGANANI 3 CREIGHTON IXOPO CNC KZN OU	50	1,27	15	63,6	9,5	73,14
KZ436	Dr Nkosazana Zuma Municipality: HLANGANANI	4805210514087	ZULU CIYA	HLANGANANI S1 IXOPO KZN	50	1,27	15	63,6	9,5	73,14
KZ436	Dr Nkosazana Zuma Municipality: HLANGANANI	4805210514087	MADONDA THENJWE	HLANGANANI 3 CREIGHTON IXOPO CNC KZN OU	50	1,27	15	63,6	9,5	73,14
KZ436	Dr Nkosazana Zuma Municipality: HLANGANANI	4805210514087	JILI BUYISIWE	HLANGANANI 3 CREIGHTON IXOPO CNC KZN OU	50	1,27	15	63,6	9,5	73,14
KZ436	Dr Nkosazana Zuma Municipality: HLANGANANI	4805210514087	DLANGISA WINILE	HLANGANANI 3 CREIGHTON IXOPO CNC KZN OU	50	1,27	15	63,6	9,5	73,14
KZ436	Dr Nkosazana Zuma Municipality: HLANGANANI	4805210514087	SHEZI ZANELE	HLANGANANI 3 CREIGHTON IXOPO CNC KZN OU	50	1,27	15	63,6	9,5	73,14
KZ436	Dr Nkosazana Zuma Municipality: HLANGANANI	4805210514087	MBANJUWA MZIBENI MZWEWENKOSI	HLANGANANI 3 CREIGHTON IXOPO CNC KZN OU	50	1,27	15	63,6	9,5	73,14
KZ436	Dr Nkosazana Zuma Municipality: HLANGANANI	4805210514087	MBANJUWA ZAMEKILE BUZEKILE	HLANGANANI 3 CREIGHTON IXOPO CNC KZN OU	50	1,27	15	63,6	9,5	73,14
KZ436	Dr Nkosazana Zuma Municipality: QULASHE S1	4805210514087	TSHEZI ZIPHELE	QULASHE UNDERBURG KZN	50	1,27	15	63,6	9,5	73,14
KZ436	Dr Nkosazana Zuma Municipality: HLANGANANI	4805210514087	MTOLO ZWELEFANA	TRADITIONAL HOUSE	50	1,27	15	63,6	9,5	73,14
KZ436	Dr Nkosazana Zuma Municipality: HLANGANANI	4805210514087	DLAMINI LINDIWE THEODONISIO	HLANGANANI 3 CREIGHTON IXOPO CNC KZN OU	50	1,27	15	63,6	9,5	73,14
KZ436	Dr Nkosazana Zuma Municipality: SIZANENJANA KWABUTHO	4805210514087	MTHEMBU MUSA	SIZANENJANA KWABUTHO S1 UNDERBERG KZN	50	1,27	15	63,6	9,5	73,14
KZ436	Dr Nkosazana Zuma Municipality: UNDERBERG	4805210514087	HLANGULELA HENDRY	Brick House	50	1,27	15	63,6	9,5	73,14
KZ436	Dr Nkosazana Zuma Municipality: HLANGANANI	4805210514087	DLAMINI SOZIPHILA	HLANGANANI 3 CREIGHTON IXOPO CNC KZN OU	50	1,27	15	63,6	9,5	73,14
KZ436	Dr Nkosazana Zuma Municipality: NKWEZELE	4805210514087	MNGUNI GOWALISILE BUSISIWE	NKWEZELE UNDERBERG KZN	50	1,27	15	63,6	9,5	73,14
KZ436	Dr Nkosazana Zuma Municipality: HLANGANANI	4805210514087	MBANJUWA MDIDIYILI	HLANGANANI 3 CREIGHTON IXOPO CNC KZN OU	50	1,27	15	63,6	9,5	73,14
KZ436	Dr Nkosazana Zuma Municipality: HLANGANANI	4805210514087	MBANJUWA MDIDIYILI	HLANGANANI 3 CREIGHTON IXOPO CNC KZN OU	50	1,27	15	63,6	9,5	73,14
KZ436	Dr Nkosazana Zuma Municipality: HLANGANANI	4805210514087	MAGOSO MLUNGISI CHRISTOPHER	HLANGANANI 3 CREIGHTON IXOPO CNC KZN OU	50	1,27	15	63,6	9,5	73,14
KZ436	Dr Nkosazana Zuma Municipality: SIZANENJANA KWABUTHO	4805210514087	KHATHI BONISILE OCTAVIA	SIZANENJANA KWABUTHO S1 UNDERBERG KZN	50	1,27	15	63,6	9,5	73,14
KZ436	Dr Nkosazana Zuma Municipality: HLANGANANI	4805210514087	MBANJUWA SENZO	HLANGANANI 3 CREIGHTON IXOPO CNC KZN OU	50	1,27	15	63,6	9,5	73,14
KZ436	Dr Nkosazana Zuma Municipality: SIZANENJANA KWABUTHO	4805210514087	PHUNGULA BAFANA ALBERT	SIZANENJANA KWABUTHO S1 UNDERBERG KZN	50	1,27	15	63,6	9,5	73,14
KZ436	Dr Nkosazana Zuma Municipality: SIZANENJANA KWABUTHO	4805210514087	MNCWABE MZOCITHWALO MUNTU	SIZANENJANA KWABUTHO S1 UNDERBERG KZN	50	1,27	15	63,6	9,5	73,14
KZ436	Dr Nkosazana Zuma Municipality: HLABENI	4805210514087	DLAMINI NTOMBI	EHLABENI BULWER KZN	50	1,27	15	63,6	9,5	73,14
KZ436	Dr Nkosazana Zuma Municipality: HLANGANANI	4805210514087	MNGUNI BUSELAPHI EDMARA	HLANGANANI 3 CREIGHTON IXOPO CNC KZN OU	50	1,27	15	63,6	9,5	73,14
KZ436	Dr Nkosazana Zuma Municipality: HLANGANANI	4805210514087	CHIYA EUNICE NTOMBIZODWA	HLANGANANI 3 CREIGHTON IXOPO CNC KZN OU	50	1,27	15	63,6	9,5	73,14
KZ436	Dr Nkosazana Zuma Municipality: HLANGANANI	4805210514087	DLAMINI PATRICKA NTOMBELHLE	HLANGANANI 3 CREIGHTON IXOPO CNC KZN OU	50	1,27	15	63,6	9,5	73,14
KZ436	Dr Nkosazana Zuma Municipality: SIZANENJANA KWABUTHO	4805210514087	MNCWABE ELIZABETH NGENGENI	SIZANENJANA KWABUTHO S1 UNDERBERG KZN	50	1,27	15	63,6	9,5	73,14
KZ436	Dr Nkosazana Zuma Municipality: HLANGANANI	4805210514087	ZIKODE FLORA ZONGLE	HLANGANANI 3 CREIGHTON IXOPO CNC KZN OU	50	1,27	15	63,6	9,5	73,14
KZ436	Dr Nkosazana Zuma Municipality: HLANGANANI	4805210514087	ZIKODE NTOMBENGELA FELANI	HLANGANANI 3 CREIGHTON IXOPO CNC KZN OU	50	1,27	15	63,6	9,5	73,14
KZ436	Dr Nkosazana Zuma Municipality: SIZANENJANA KWABUTHO	4805210514087	NGCOBO WINFRETTER	SIZANENJANA KWABUTHO S1 UNDERBERG KZN	50	1,27	15	63,6	9,5	73,14
KZ436	Dr Nkosazana Zuma Municipality: HLANGANANI	4805210514087	DLAMINI NONHLANHLA	TRADITIONAL HOUSE	50	1,27	15	63,6	9,5	73,14
KZ436	Dr Nkosazana Zuma Municipality: HLANGANANI	4805210514087	LINDA THANDOKWAKHE	HLANGANANI 3 CREIGHTON IXOPO CNC KZN OU	50	1,27	15	63,6	9,5	73,14
KZ436	Dr Nkosazana Zuma Municipality: QULASHE S1	4805210514087	HLONGWANE GEKEKE PAULOS	HSE	50	1,27	15	63,6	9,5	73,14
KZ436	Dr Nkosazana Zuma Municipality: SIZANENJANA KWABUTHO	4805210514087	NGCOBO NDINGILIDI IREN	SIZANENJANA KWABUTHO S1 UNDERBERG KZN	50	1,27	15	63,6	9,5	73,14
KZ436	Dr Nkosazana Zuma Municipality: HLANGANANI	4805210514087	DLAMINI BONGIWE SLINDILE	HLANGANANI 3 CREIGHTON IXOPO CNC KZN OU	50	1,27	15	63,6	9,5	73,14
KZ436	Dr Nkosazana Zuma Municipality: NKUMBA	4805210514087	NOTHOLIA HAPPINESS	HLANGANANI 3 CREIGHTON IXOPO CNC KZN OU	50	1,27	15	63,6	9,5	73,14
KZ436	Dr Nkosazana Zuma Municipality: HLANGANANI	4805210514087	MBANJUWA NCAMSILE FLORENCE	HLANGANANI 3 CREIGHTON IXOPO CNC KZN OU	50	1,27	15	63,6	9,5	73,14
KZ436	Dr Nkosazana Zuma Municipality: HLANGANANI	4805210514087	MBANJUWA SANDILE JUSTICE	HLANGANANI 3 CREIGHTON IXOPO CNC KZN OU	50	1,27	15	63,6	9,5	73,14
KZ436	Dr Nkosazana Zuma Municipality: ENKELEBANTWANA	4805210514087	XASIBA MZWAKHE AMBROSE	MGWABABEBI ENKELEBANTWANA BULWER UN	50	1,27	15	63,6	9,5	73,14
KZ436	Dr Nkosazana Zuma Municipality: ENKELEBANTWANA	4805210514087	MFOKENG TESSA	MGWABABEBI ENKELEBANTWANA BULWER UN	50	1,27	15	63,6	9,5	73,14
KZ436	Dr Nkosazana Zuma Municipality: HLANGANANI	4805210514087	MBANJUWA NOMATA TIELI	HLANGANANI 3 CREIGHTON IXOPO CNC KZN OU	50	1,27	15	63,6	9,5	73,14
KZ436	Dr Nkosazana Zuma Municipality: HLANGANANI	4805210514087	MNGUNI HLENGIWE PRINCESS	HLANGANANI 3 CREIGHTON IXOPO CNC KZN OU	50	1,27	15	63,6	9,5	73,14
KZ436	Dr Nkosazana Zuma Municipality: HLANGANANI	4805210514087	DLAMINI THOBILE CYNTHIA	HLANGANANI 3 CREIGHTON IXOPO CNC KZN OU	50	1,27	15	63,6	9,5	73,14
KZ436	Dr Nkosazana Zuma Municipality: HLANGANANI	4805210514087	MLITWA BONGINKOSI ERIC	HLANGANANI 3 CREIGHTON IXOPO CNC KZN OU	50	1,27	15	63,6	9,5	73,14
KZ436	Dr Nkosazana Zuma Municipality: ENKELEBANTWANA	4805210514087	NGCOBO M	HOUSE	50	1,27	15	63,6	9,5	73,14
KZ436	Dr Nkosazana Zuma Municipality: UNDERBERG	4805210514087	MNCWABE EUVONNE	Brick House	50	1,27	15	63,6	9,5	73,14
KZ436	Dr Nkosazana Zuma Municipality: HLANGANANI	4805210514087	MBANJUWA SEBENZANI EMANCENCIA	HLANGANANI 3 CREIGHTON IXOPO CNC KZN OU	50	1,27	15	63,6	9,5	73,14
KZ436	Dr Nkosazana Zuma Municipality: HLANGANANI	4805210514087	XABA ROBERT	TRADITIONAL HOUSE	50	1,27	15			

KZ436	Dr Nkosazana Zuma Municipality: HLANGANANI	4805210514087	NDWALANE PRISCA BONGEKILE	HLANGANANI 3 CREIGHTON IXOPO CNC KZN OU	50	1,27	15	63,6	9,5	73,14
KZ436	Dr Nkosazana Zuma Municipality: HLANGANANI	4805210514087	ZONDI NOMCVAHE	HLANGANANI 3 CREIGHTON IXOPO CNC KZN OU	50	1,27	15	63,6	9,5	73,14
KZ436	Dr Nkosazana Zuma Municipality: HLANGANANI	4805210514087	SHELEMBE BAKHETHILE	HLANGANANI 3 CREIGHTON IXOPO CNC KZN OU	50	1,27	15	63,6	9,5	73,14
KZ436	Dr Nkosazana Zuma Municipality: HLANGANANI	4805210514087	NJULO TAMMY	HLANGANANI 3 CREIGHTON IXOPO CNC KZN OU	50	1,27	15	63,6	9,5	73,14
KZ436	Dr Nkosazana Zuma Municipality: HLANGANANI	4805210514087	NDWALANE THOBANI INNOCENT	HLANGANANI 3 CREIGHTON IXOPO CNC KZN OU	50	1,27	15	63,6	9,5	73,14
KZ436	Dr Nkosazana Zuma Municipality: HLANGANANI	4805210514087	DLAMINI THULELENI	HLANGANANI 3 CREIGHTON IXOPO CNC KZN OU	50	1,27	15	63,6	9,5	73,14
KZ436	Dr Nkosazana Zuma Municipality: HLANGANANI	4805210514087	NDWALANE SENZEKA NICHODEMA	HLANGANANI 3 CREIGHTON IXOPO CNC KZN OU	50	1,27	15	63,6	9,5	73,14
KZ436	Dr Nkosazana Zuma Municipality: HLANGANANI	4805210514087	GAMEDE ZIDELISENI	HLANGANANI 3 CREIGHTON IXOPO CNC KZN OU	50	1,27	15	63,6	9,5	73,14
KZ436	Dr Nkosazana Zuma Municipality: SIZANENJANA KWABUTHO	4805210514087	MALEVU SITHEMBISO PENNINGTON	SIZANENJANA KWABUTHO S1 UNDERBERG KZN	50	1,27	15	63,6	9,5	73,14
KZ436	Dr Nkosazana Zuma Municipality: HLANGANANI	4805210514087	MBANJWA AYANDA	HLANGANANI 3 CREIGHTON IXOPO CNC KZN OU	50	1,27	15	63,6	9,5	73,14
KZ436	Dr Nkosazana Zuma Municipality: HLANGANANI	4805210514087	MHLONGO THULISILE ANNATORIA	HLANGANANI 3 CREIGHTON IXOPO CNC KZN OU	50	1,27	15	63,6	9,5	73,14
KZ436	Dr Nkosazana Zuma Municipality: HLANGANANI	4805210514087	SOWELA NOSIPOHA	HLANGANANI 3 CREIGHTON IXOPO CNC KZN OU	50	1,27	15	63,6	9,5	73,14
KZ436	Dr Nkosazana Zuma Municipality: HLANGANANI	4805210514087	CHIYA CICILIZA MANIZA	HLANGANANI S1 IXOPO KZN	50	1,27	15	63,6	9,5	73,14
KZ436	Dr Nkosazana Zuma Municipality: HLANGANANI	4805210514087	SOSIBO HEMRIETTA SINDOSIWE	HLANGANANI 3 CREIGHTON IXOPO CNC KZN OU	50	1,27	15	63,6	9,5	73,14
KZ436	Dr Nkosazana Zuma Municipality: HLANGANANI	4805210514087	SOSIBO MAKHOSAZANA VAKASHILE	HLANGANANI 3 CREIGHTON IXOPO CNC KZN OU	50	1,27	15	63,6	9,5	73,14
KZ436	Dr Nkosazana Zuma Municipality: HLANGANANI	4805210514087	MOKUBUNA BUSISIWE NONORATTA	HLANGANANI 3 CREIGHTON IXOPO CNC KZN OU	50	1,27	15	63,6	9,5	73,14
KZ436	Dr Nkosazana Zuma Municipality: HLANGANANI	4805210514087	ZULU BHEKIMPI DANIEL	HLANGANANI 3 CREIGHTON IXOPO CNC KZN OU	50	1,27	15	63,6	9,5	73,14
KZ436	Dr Nkosazana Zuma Municipality: HLANGANANI	4805210514087	LANGA KHONZEPHI MARTHIA	HLANGANANI 3 CREIGHTON IXOPO CNC KZN OU	50	1,27	15	63,6	9,5	73,14
KZ436	Dr Nkosazana Zuma Municipality: SIZANENJANA KWABUTHO	4805210514087	MAZIBUKO CHITHIBANDLA MICHAEL	SIZANENJANA KWABUTHO S1 UNDERBERG KZN	50	1,27	15	63,6	9,5	73,14
KZ436	Dr Nkosazana Zuma Municipality: HLANGANANI	4805210514087	ZUMA PHATHHEKILE PELAGRINA	HLANGANANI 3 CREIGHTON IXOPO CNC KZN OU	50	1,27	15	63,6	9,5	73,14
KZ436	Dr Nkosazana Zuma Municipality: HLANGANANI	4805210514087	DLAMINI THOKO MARIA	HLANGANANI 3 CREIGHTON IXOPO CNC KZN OU	50	1,27	15	63,6	9,5	73,14
KZ436	Dr Nkosazana Zuma Municipality: HLANGANANI	4805210514087	CHIYA QONDENI	Traditional house	50	1,27	15	63,6	9,5	73,14
KZ436	Dr Nkosazana Zuma Municipality: HLANGANANI	4805210514087	DLAMINI THOKAZANI ASRERIA	HLANGANANI 3 CREIGHTON IXOPO CNC KZN OU	50	1,27	15	63,6	9,5	73,14
KZ436	Dr Nkosazana Zuma Municipality: AMAKUZA	4805210514087	SOSIBO QONDENI BAKHALISE	BHATINI	50	1,27	15	63,6	9,5	73,14
KZ436	Dr Nkosazana Zuma Municipality: HLANGANANI	4805210514087	JILI VUYISILE	HLANGANANI 3 CREIGHTON IXOPO CNC KZN OU	50	1,27	15	63,6	9,5	73,14
KZ436	Dr Nkosazana Zuma Municipality: AMAKUZA	4805210514087	KHUBONI ALPHEUS	NOMHOJANA	50	1,27	15	63,6	9,5	73,14
KZ436	Dr Nkosazana Zuma Municipality: HLANGANANI	4805210514087	DLAMINI NHLANHLA CONGRAT	HLANGANANI 3 CREIGHTON IXOPO CNC KZN OU	50	1,27	15	63,6	9,5	73,14
KZ436	Dr Nkosazana Zuma Municipality: AMAKUZA	4805210514087	SHEZI KHULUMILE PAULINA	BHATINI	50	1,27	15	63,6	9,5	73,14
KZ436	Dr Nkosazana Zuma Municipality: HLANGANANI	4805210514087	SOSIBO FRANS	HLANGANANI 3 CREIGHTON IXOPO CNC KZN OU	50	1,27	15	63,6	9,5	73,14
KZ436	Dr Nkosazana Zuma Municipality: HLANGANANI	4805210514087	MZIMANDE NNAANTOMBI	TRADITIONAL HOUSE	50	1,27	15	63,6	9,5	73,14
KZ436	Dr Nkosazana Zuma Municipality: AMAKUZA	4805210514087	NENE VEZI	BHATINI	50	1,27	15	63,6	9,5	73,14
KZ436	Dr Nkosazana Zuma Municipality: AMAKUZA	4805210514087	MBATHA NGAKHEPHI	BHATINI	50	1,27	15	63,6	9,5	73,14
KZ436	Dr Nkosazana Zuma Municipality: AMAKUZA	4805210514087	ZIKODE QONDEKILE BALANDILE	BHATINI	50	1,27	15	63,6	9,5	73,14
KZ436	Dr Nkosazana Zuma Municipality: AMAKUZA	4805210514087	MBAMBO NONHLANHLA	NKWEZELA BULWER KZN	50	1,27	15	63,6	9,5	73,14
KZ436	Dr Nkosazana Zuma Municipality: ENKELEBANTWANA	4805210514087	MADLALA E	HOUSE	50	1,27	15	63,6	9,5	73,14
KZ436	Dr Nkosazana Zuma Municipality: SIZANENJANA KWABUTHO	4805210514087	MAZIBUKO ZIKHETHILE SARAPHINA	SIZANENJANA KWABUTHO S1 UNDERBERG KZN	50	1,27	15	63,6	9,5	73,14
KZ436	Dr Nkosazana Zuma Municipality: AMAKUZA	4805210514087	MBANJWA CEBISILE	BHATINI	50	1,27	15	63,6	9,5	73,14
KZ436	Dr Nkosazana Zuma Municipality: HLABENI	4805210514087	JACA NOMBUSO ELMINA	EHLABENI BULWER KZN	50	1,27	15	63,6	9,5	73,14
KZ436	Dr Nkosazana Zuma Municipality: AMAKUZA	4805210514087	DLAMINI NOMVULA NCAMISILE	BHATINI	50	1,27	15	63,6	9,5	73,14
KZ436	Dr Nkosazana Zuma Municipality: AMAKUZA	4805210514087	SOSIBO NGUBUKAZI	BHATINI	50	1,27	15	63,6	9,5	73,14
KZ436	Dr Nkosazana Zuma Municipality: SIZANENJANA KWABUTHO	4805210514087	MWELASE ZODWA EDISTA	SIZANENJANA KWABUTHO S1 UNDERBERG KZN	50	1,27	15	63,6	9,5	73,14
KZ436	Dr Nkosazana Zuma Municipality: AMAKUZA	4805210514087	SOSIBO ZININGI PROMISE	BHATINI	50	1,27	15	63,6	9,5	73,14
KZ436	Dr Nkosazana Zuma Municipality: AMAKUZA	4805210514087	SOSIBO NTO BADUBILE	BHATINI	50	1,27	15	63,6	9,5	73,14
KZ436	Dr Nkosazana Zuma Municipality: AMAKUZA	4805210514087	SOSIBO DAMU SENZENI	BHATINI	50	1,27	15	63,6	9,5	73,14
KZ436	Dr Nkosazana Zuma Municipality: AMAKUZA	4805210514087	JAMA JABULILE EUNICE	BHATINI	50	1,27	15	63,6	9,5	73,14
KZ436	Dr Nkosazana Zuma Municipality: SIZANENJANA KWABUTHO	4805210514087	CELE SFISO MOSES	SIZANENJANA KWABUTHO S1 UNDERBERG KZN	50	1,27	15	63,6	9,5	73,14
KZ436	Dr Nkosazana Zuma Municipality: AMAKUZA	4805210514087	MAJILA SANELE	BHATINI	50	1,27	15	63,6	9,5	73,14
KZ436	Dr Nkosazana Zuma Municipality: HLANGANANI	4805210514087	MAKHANYA THOKOZILE	TRADITIONAL HOUSE	50	1,27	15	63,6	9,5	73,14
KZ436	Dr Nkosazana Zuma Municipality: AMAKUZA	4805210514087	SHEZI SIYABONGA MZWANDILE	BHATINI	50	1,27	15	63,6	9,5	73,14
KZ436	Dr Nkosazana Zuma Municipality: AMAKUZA	4805210514087	JAMA FHLWEPHI MARGARET	BHATINI	50	1,27	15	63,6	9,5	73,14
KZ436	Dr Nkosazana Zuma Municipality: AMAKUZA	4805210514087	DLAMINI BONGEKILE	NSIMBINI	50	1,27	15	63,6	9,5	73,14
KZ436	Dr Nkosazana Zuma Municipality: AMAKUZA	4805210514087	MEMELA DUMISILE PROTASIA	NSIMBINI	50	1,27	15	63,6	9,5	73,14
KZ436	Dr Nkosazana Zuma Municipality: SIZANENJANA KWABUTHO	4805210514087	ZONDO MTHENJWA VITUS	SIZANENJANA KWABUTHO S1 UNDERBERG KZN	50	1,27	15	63,6	9,5	73,14
KZ436	Dr Nkosazana Zuma Municipality: SIZANENJANA KWABUTHO	4805210514087	BASI NONHLANHLA SYLVIA	SIZANENJANA KWABUTHO S1 UNDERBERG KZN	50	1,27	15	63,6	9,5	73,14
KZ436	Dr Nkosazana Zuma Municipality: AMAKUZA	4805210514087	D/DI NONCEBA	HLANGANANI	50	1,27	15	63,6	9,5	73,14
KZ436	Dr Nkosazana Zuma Municipality: HLANGANANI	4805210514087	NJULO MATHULUZA	SHACK	50	1,27	15	63,6	9,5	73,14
KZ436	Dr Nkosazana Zuma Municipality: AMAKUZA	4805210514087	MACONDA KHOLISILE	HLANGANANI	50	1,27	15	63,6	9,5	73,14
KZ436	Dr Nkosazana Zuma Municipality: SIZANENJANA KWABUTHO	4805210514087	MNDAWENI PHUMZILE LIZAH	SIZANENJANA KWABUTHO S1 UNDERBERG KZN	50	1,27	15	63,6	9,5	73,14
KZ436	Dr Nkosazana Zuma Municipality: AMAKUZA	4805210514087	DLAMINI THOMOI OZA	HLANGANANI	50	1,27	15	63,6	9,5	73,14
KZ436	Dr Nkosazana Zuma Municipality: HLANGANANI	4805210514087	ZULU KHUMBUZILE	TRADITIONAL HOUSE	50	1,27	15	63,6	9,5	73,14
KZ436	Dr Nkosazana Zuma Municipality: AMAKUZA	4805210514087	JILI BAVUMILE	HLANGANANI	50	1,27	15	63,6	9,5	73,14
KZ436	Dr Nkosazana Zuma Municipality: HLANGANANI	4805210514087	SIBIYA NOMVUYO JUDITH KHETHIWE	TRADITIONAL HOUSE	50	1,27	15	63,6	9,5	73,14
KZ436	Dr Nkosazana Zuma Municipality: SIZANENJANA KWABUTHO	4805210514087	MIYA NGAKHEPHI NGENZENI	SIZANENJANA KWABUTHO S1 UNDERBERG KZN	50	1,27	15	63,6	9,5	73,14
KZ436	Dr Nkosazana Zuma Municipality: HLANGANANI	4805210514087	NGUBANE NOKWENZANGANI	Traditional house	50	1,27	15	63,6	9,5	73,14
KZ436	Dr Nkosazana Zuma Municipality: UNDERBERG	4805210514087	MOLEFE MATTY	Brick House	50	1,27	15	63,6	9,5	73,14
KZ436	Dr Nkosazana Zuma Municipality: SIZANENJANA KWABUTHO	4805210514087	DLUDLU MKHASHWA PHILLIP	SIZANENJANA KWABUTHO S1 UNDERBERG KZN	50	1,27	15	63,6	9,5	73,14
KZ436	Dr Nkosazana Zuma Municipality: SIZANENJANA KWABUTHO	4805210514087	MKHULISI NOMATHEMU PHILIPA	SIZANENJANA KWABUTHO S1 UNDERBERG KZN	50	1,27	15	63,6	9,5	73,14
KZ436	Dr Nkosazana Zuma Municipality: HLANGANANI	4805210514087	NJULO MATHILI	TRADITIONAL HOUSE	50	1,27	15	63,6	9,5	73,14
KZ436	Dr Nkosazana Zuma Municipality: HLANGANANI	4805210514087	DLAMINI MATUNDA	TRADITIONAL HOUSE	50	1,27	15	63,6	9,5	73,14
KZ436	Dr Nkosazana Zuma Municipality: SIZANENJANA KWABUTHO	4805210514087	MAZIBUKO HLAMUKILE ANNATORIA	SIZANENJANA KWABUTHO S1 UNDERBERG KZN	50	1,27	15	63,6	9,5	73,14
KZ436	Dr Nkosazana Zuma Municipality: SIZANENJANA KWABUTHO	4805210514087	DLAMINI VUSINDABA PIUS	SIZANENJANA KWABUTHO S1 UNDERBERG KZN	50	1,27	15	63,6	9,5	73,14
KZ436	Dr Nkosazana Zuma Municipality: QUMENI 1	4805210514087	NZIMANDE SANDILE	Traditional House	50	1,27	15	63,6	9,5	73,14
KZ436	Dr Nkosazana Zuma Municipality: SIZANENJANA KWABUTHO	4805210514087	MKHULISE NOKO	SIZANENJANA KWABUTHO S1 UNDERBERG KZN	50	1,27	15	63,6	9,5	73,14
KZ436	Dr Nkosazana Zuma Municipality: NKWEZELA	4805210514087	DLAMINI MORRIS	NKWEZELA BULWER KZN	50	1,27	15	63,6	9,5	73,14
KZ436	Dr Nkosazana Zuma Municipality: QULASHE S1	4805210514087	MEMELA LONDWIE	QULASHE UNDERBURG KZN	50	1,27	15	63,6	9,5	73,14
KZ436	Dr Nkosazana Zuma Municipality: HLANGANANI	4805210514087	SHABALALA SOPHENI	TRADITIONAL HOUSE	50	1,27	15	63,6	9,5	73,14
KZ436	Dr Nkosazana Zuma Municipality: HIMEVILLE	4805210514087	HLANGEBI ROSE	Brick House	50	1,27	15	63,6	9,5	73,14
KZ436	Dr Nkosazana Zuma Municipality: QULASHE S1	4805210514087	ZONDI ZOLLE	QULASHE UNDERBURG KZN	50	1,27	15	63,6	9,5	73,14
KZ436	Dr Nkosazana Zuma Municipality: SIZANENJANA KWABUTHO	4805210514087	DLAMINI NGELU ZISHODILE	SIZANENJANA KWABUTHO S1 UNDERBERG KZN	50	1,27	15	63,6	9,5	73,14
KZ436	Dr Nkosazana Zuma Municipality: HLANGANANI	4805210514087	BEKWA SIBENZANI	TRADITIONAL HOUSE	50	1,27	15	63,6	9,5	73,14
KZ436	Dr Nkosazana Zuma Municipality: SIZANENJANA KWABUTHO	4805210514087	MAZIBUKO GLADNESS NOMATHAMSANC	SIZANENJANA KWABUTHO S1 UNDERBERG KZN	50	1,27	15	63,6	9,5	73,14
KZ436	Dr Nkosazana Zuma Municipality: SIZANENJANA KWABUTHO	4805210514087	MAZIBUKO SLINDILE WENDY	SIZANENJANA KWABUTHO S1 UNDERBERG KZN	50	1,27	15	63,6	9,5	73,14
KZ436	Dr Nkosazana Zuma Municipality: SIZANENJANA KWABUTHO	4805210514087	MAZIBUKO MKHEKHELEZI FREDRICK	SIZANENJANA KWABUTHO S1 UNDERBERG KZN	50	1,27	15	63,6	9,5	73,14
KZ436	Dr Nkosazana Zuma Municipality: SIZANENJANA KWABUTHO	4805210514087	DLAMINI MBONISWA NICHOLAS	SIZANENJANA KWABUTHO S1 UNDERBERG KZN	50	1,27	15	63,6	9,5	73,14
KZ436	Dr Nkosazana Zuma Municipality: HLANGANANI	4805210514087	MTHEMBU JOHANNES JOSEPH	SIZANENJANA KWABUTHO S1 UNDERBERG KZN	50	1,27	15	63,6	9,5	73,14
KZ436	Dr Nkosazana Zuma Municipality: HLANGANANI	4805210514087	DLAMINI BHEKI	TRADITIONAL HOUSE	50	1,27	15	63,6	9,5	73,14
KZ436	Dr Nkosazana Zuma Municipality: HLANGANANI	4805210514087	CHIYA DUDUZILE	TRADITIONAL HOUSE	50	1,27	15	63,6	9,5	73,14
KZ436	Dr Nkosazana Zuma Municipality: SIZANENJANA KWABUTHO	4805210514087	SOSIBO GAQANA	SIZANENJANA KWABUTHO S1 UNDERBERG KZN	50	1,27	15	63,6	9,5	73,14
KZ436	Dr Nkosazana Zuma Municipality: ENKELEBANTWANA	4805210514087	JILI KHANYISILE FLORENCE	HOUSE	50	1,27	15	63,6	9,5	73,14
KZ436	Dr Nkosazana Zuma Municipality: NKWEZELA	4805210514087	DLAMINI NGENAMJUNTU	NKWEZELA BULWER KZN	50	1,27	15	63,6	9,5	73,14
KZ436	Dr Nkosazana Zuma Municipality: HLANGANANI	4805210514087	KHUBONE ROBERT	TRADITIONAL HOUSE	50	1,27	15	63,6	9,5	73,14
KZ436	Dr Nkosazana Zuma Municipality: HLANGANANI	4805210514087	BHENGU MZANYWA	Traditional house	50	1,27	15	63,6	9,5	73,14
KZ436	Dr Nkosazana Zuma Municipality: NKUMBA	4805210514087	NZIMANDE VUSUMUZI	MDAYANA	50	1,27	15	63,6	9,5	73,14
KZ436	Dr Nkosazana Zuma Municipality: HLANGANANI	4805210514087	ZULU MSAVENKOSI ARMSTRONG	HLANGANANI	50	1,27	15	63,6	9,5	73,14
KZ436	Dr Nkosazana Zuma Municipality: SIZANENJANA KWABUTHO	4805210514087	MKHULISE NONYAMEZELO EVELYN	SIZANENJANA KWABUTHO S1 UNDERBERG KZN	50	1,27	15	63,6		

K2436	Dr Nkosazana Zuma Municipality: HLANGANANI	4805210514087	MIYA PHUMZILE	TRADITIONAL HOUSE	50	1,27	15	63,6	9,5	73,14
K2436	Dr Nkosazana Zuma Municipality: AMAKUZA	4805210514087	CHAGWE BHUNGU ALFOS	AMAKUZA UNDERBURG KZN	50	1,27	15	63,6	9,5	73,14
K2436	Dr Nkosazana Zuma Municipality: NKWEZELE	4805210514087	MEMELA SYLVIA	NKWEZELE BULWER KZN	50	1,27	15	63,6	9,5	73,14
K2436	Dr Nkosazana Zuma Municipality: SIZANENJANA KWABUTHO	4805210514087	ZONDO ZITOKILE	SIZANENJANA KWABUTHO S1 UNDERBERG KZN	50	1,27	15	63,6	9,5	73,14
K2436	Dr Nkosazana Zuma Municipality: HLANGANANI	4805210514087	DLAMINI MFANO	HLANGANANI 4 UNDERBERG KZN	50	1,27	15	63,6	9,5	73,14
K2436	Dr Nkosazana Zuma Municipality: AMAKUZA	4805210514087	DLANGISA GACISILE MAVIS	AMAKHUZE UNDERBURG KZN	50	1,27	15	63,6	9,5	73,14
K2436	Dr Nkosazana Zuma Municipality: HLANGANANI	4805210514087	MTOLO ZINGANE CARISTA	HLANGANANI 4 UNDERBERG KZN	50	1,27	15	63,6	9,5	73,14
K2436	Dr Nkosazana Zuma Municipality: HLANGANANI	4805210514087	DLAMINI PHOZA THOLAKELE	TRADITIONAL HOUSE	50	1,27	15	63,6	9,5	73,14
K2436	Dr Nkosazana Zuma Municipality: HLANGANANI	4805210514087	BEKWA NTOMBENCANE	TRADITIONAL HOUSE	50	1,27	15	63,6	9,5	73,14
K2436	Dr Nkosazana Zuma Municipality: HLANGANANI	4805210514087	XABA AGNES	SIZANENJANA KWABUTHO S1 UNDERBERG KZN	50	1,27	15	63,6	9,5	73,14
K2436	Dr Nkosazana Zuma Municipality: SIZANENJANA KWABUTHO	4805210514087	MEMELA THEMILIZE	QLASHE UNDERBURG KZN	50	1,27	15	63,6	9,5	73,14
K2436	Dr Nkosazana Zuma Municipality: QULASHE S1	4805210514087	SMELANE MUZIEMALI	SIZANENJANA KWABUTHO S1 UNDERBERG KZN	50	1,27	15	63,6	9,5	73,14
K2436	Dr Nkosazana Zuma Municipality: SIZANENJANA KWABUTHO	4805210514087	MEMELA BAHLUNGILE	QLASHE S1 UNDERBERG CNCKZN OU	50	1,27	15	63,6	9,5	73,14
K2436	Dr Nkosazana Zuma Municipality: QULASHE S1	4805210514087	ZONDI THEMBI MAUREEN	QLASHE S1 UNDERBERG CNCKZN OU	50	1,27	15	63,6	9,5	73,14
K2436	Dr Nkosazana Zuma Municipality: QULASHE S1	4805210514087	MUTHWA NOKUZOLA PRUDENCE	QLASHE S1 UNDERBERG CNCKZN OU	50	1,27	15	63,6	9,5	73,14
K2436	Dr Nkosazana Zuma Municipality: QULASHE S1	4805210514087	MTOLO MLEKELELI NKOSIBONILE	QLASHE S1 UNDERBERG CNCKZN OU	50	1,27	15	63,6	9,5	73,14
K2436	Dr Nkosazana Zuma Municipality: SIZANENJANA KWABUTHO	4805210514087	MEMELA NONJIXO THEMZENI	SIZANENJANA KWABUTHO S1 UNDERBERG KZN	50	1,27	15	63,6	9,5	73,14
K2436	Dr Nkosazana Zuma Municipality: HLANGANANI	4805210514087	LINDA BAHLALI LAURENTIA	HLANGANANI 4 UNDERBERG KZN	50	1,27	15	63,6	9,5	73,14
K2436	Dr Nkosazana Zuma Municipality: HLANGANANI	4805210514087	XABA BATSHONISILE	Traditional house	50	1,27	15	63,6	9,5	73,14
K2436	Dr Nkosazana Zuma Municipality: AMAKUZA	4805210514087	KHUBONI NOKWESILE	AMAKUZA UNDERBURG KZN	50	1,27	15	63,6	9,5	73,14
K2436	Dr Nkosazana Zuma Municipality: ENKELEBANTWANA	4805210514087	ZONDI L	HOUSE	50	1,27	15	63,6	9,5	73,14
K2436	Dr Nkosazana Zuma Municipality: HLANGANANI	4805210514087	MDLADLA DANISILE	TRADITIONAL HOUSE	50	1,27	15	63,6	9,5	73,14
K2436	Dr Nkosazana Zuma Municipality: AMAKUZA	4805210514087	KHANYILE GLORIA	AMAKUZA UNDERBURG KZN	50	1,27	15	63,6	9,5	73,14
K2436	Dr Nkosazana Zuma Municipality: AMAKUZA	4805210514087	SHOBA SEBENZILE MARGARET	AMAKUZA UNDERBURG KZN	50	1,27	15	63,6	9,5	73,14
K2436	Dr Nkosazana Zuma Municipality: AMAKUZA	4805210514087	SHOBA DELANI	HOUSE	50	1,27	15	63,6	9,5	73,14
K2436	Dr Nkosazana Zuma Municipality: AMAKUZA	4805210514087	SHOBA MKHUZENI AARON	AMAKUZA UNDERBURG KZN	50	1,27	15	63,6	9,5	73,14
K2436	Dr Nkosazana Zuma Municipality: HLANGANANI	4805210514087	DLAMINI ZICHAZILE	TRADITIONAL HOUSE	50	1,27	15	63,6	9,5	73,14
K2436	Dr Nkosazana Zuma Municipality: TARSVALY S1	4805210514087	GAMBU MABANOYI	TARS VALLEY CREIGHTON KZN	50	1,27	15	63,6	9,5	73,14
K2436	Dr Nkosazana Zuma Municipality: HLANGANANI	4805210514087	MSIYA CLARICE	TRADITIONAL HOUSE	50	1,27	15	63,6	9,5	73,14
K2436	Dr Nkosazana Zuma Municipality: HLANGANANI	4805210514087	MHLUNGO NOMANONO CORNELIA	HLANGANANI	50	1,27	15	63,6	9,5	73,14
K2436	Dr Nkosazana Zuma Municipality: QULASHE S1	4805210514087	MBATHA ELLSIE	QLASHE UNDERBURG KZN	50	1,27	15	63,6	9,5	73,14
K2436	Dr Nkosazana Zuma Municipality: AMAKUZA	4805210514087	NLANGISA XAKEKILE	AMAKHUZE UNDERBURG KZN	50	1,27	15	63,6	9,5	73,14
K2436	Dr Nkosazana Zuma Municipality: QULASHE S1	4805210514087	DLAMINI ZWINGI	QLASHE UNDERBURG KZN	50	1,27	15	63,6	9,5	73,14
K2436	Dr Nkosazana Zuma Municipality: AMAKUZA	4805210514087	NBOTSHELA MBULELO	KILMUN	50	1,27	15	63,6	9,5	73,14
K2436	Dr Nkosazana Zuma Municipality: AMAKUZA	4805210514087	MTOLO MZAMANI	KILMUN	50	1,27	15	63,6	9,5	73,14
K2436	Dr Nkosazana Zuma Municipality: AMAKUZA	4805210514087	MTOLO LINDIWE	KILMUN	50	1,27	15	63,6	9,5	73,14
K2436	Dr Nkosazana Zuma Municipality: AMAQADI NCWADI DEEPPALE	4805210514087	LUSHABA NOSIPHO GLORIA	AMAQADI NCWADI DEEPPALE S1 HOWICK KZN (	50	1,27	15	63,6	9,5	73,14
K2436	Dr Nkosazana Zuma Municipality: AMAKUZA	4805210514087	DLAMINI BONGEKILE	KILMUN	50	1,27	15	63,6	9,5	73,14
K2436	Dr Nkosazana Zuma Municipality: AMAKUZA	4805210514087	MAGOSO BABHEKILE CORNELIA	AMAKUZA UNDERBURG KZN	50	1,27	15	63,6	9,5	73,14
K2436	Dr Nkosazana Zuma Municipality: AMAKUZA	4805210514087	WINNIE TSHOBA	AMAKUZA KILMUN S1 UNDERBURG CNC KZN OL	50	1,27	15	63,6	9,5	73,14
K2436	Dr Nkosazana Zuma Municipality: AMAKUZA	4805210514087	SIBUKELI ROBERT MNYUNI	AMAKUZA KILMUN S1 UNDERBURG CNC KZN OL	50	1,27	15	63,6	9,5	73,14
K2436	Dr Nkosazana Zuma Municipality: AMAKUZA	4805210514087	NOKHATHALA MDHLADHLA	AMAKUZA KILMUN S1 UNDERBURG CNC KZN OL	50	1,27	15	63,6	9,5	73,14
K2436	Dr Nkosazana Zuma Municipality: AMAKUZA	4805210514087	BAWINILE MAGUEANE	AMAKUZA KILMUN S1 UNDERBURG CNC KZN OL	50	1,27	15	63,6	9,5	73,14
K2436	Dr Nkosazana Zuma Municipality: AMAKUZA	4805210514087	NGENZENI MJWARA	AMAKUZA KILMUN S1 UNDERBURG CNC KZN OL	50	1,27	15	63,6	9,5	73,14
K2436	Dr Nkosazana Zuma Municipality: AMAKUZA	4805210514087	BAZIMILE ZIKODE	AMAKUZA KILMUN S1 UNDERBURG CNC KZN OL	50	1,27	15	63,6	9,5	73,14
K2436	Dr Nkosazana Zuma Municipality: AMAKUZA	4805210514087	NYTDE THULISILE NOKUFIKA	AMAKHUZE UNDERBURG KZN	50	1,27	15	63,6	9,5	73,14
K2436	Dr Nkosazana Zuma Municipality: AMAKUZA	4805210514087	NDABAKHE MADELA ZIKODE	AMAKUZA KILMUN S1 UNDERBURG CNC KZN OL	50	1,27	15	63,6	9,5	73,14
K2436	Dr Nkosazana Zuma Municipality: AMAKUZA	4805210514087	MARY THULELENI MBANJWA	AMAKUZA KILMUN S1 UNDERBURG CNC KZN OL	50	1,27	15	63,6	9,5	73,14
K2436	Dr Nkosazana Zuma Municipality: AMAKUZA	4805210514087	ARON MNDALI	AMAKUZA KILMUN S1 UNDERBURG CNC KZN OL	50	1,27	15	63,6	9,5	73,14
K2436	Dr Nkosazana Zuma Municipality: AMAKUZA	4805210514087	BUKISILE ZIKODE	AMAKUZA KILMUN S1 UNDERBURG CNC KZN OL	50	1,27	15	63,6	9,5	73,14
K2436	Dr Nkosazana Zuma Municipality: AMAKUZA	4805210514087	MAKHOSI SHOBA	AMAQADI NCWADI DEEPPALE S1 HOWICK KZN (	50	1,27	15	63,6	9,5	73,14
K2436	Dr Nkosazana Zuma Municipality: AMAQADI NCWADI DEEPPALE	4805210514087	DLAMINI KWEMPEI	AMAQADI NCWADI DEEPPALE S1 HOWICK KZN (	50	1,27	15	63,6	9,5	73,14
K2436	Dr Nkosazana Zuma Municipality: AMAQADI NCWADI DEEPPALE	4805210514087	SHEZI MCITHTWA THOMAS	AMAQADI NCWADI DEEPPALE S1 HOWICK KZN (	50	1,27	15	63,6	9,5	73,14
K2436	Dr Nkosazana Zuma Municipality: AMAKUZA	4805210514087	FIKILE SHEZI	AMAKUZA KILMUN S1 UNDERBURG CNC KZN OL	50	1,27	15	63,6	9,5	73,14
K2436	Dr Nkosazana Zuma Municipality: AMAKUZA	4805210514087	SIPHOKUHLILE MBANJWA	AMAKUZA KILMUN S1 UNDERBURG CNC KZN OL	50	1,27	15	63,6	9,5	73,14
K2436	Dr Nkosazana Zuma Municipality: AMAKUZA	4805210514087	NIKEZIWE MBANJWA	AMAKUZA KILMUN S1 UNDERBURG CNC KZN OL	50	1,27	15	63,6	9,5	73,14
K2436	Dr Nkosazana Zuma Municipality: AMAKUZA	4805210514087	BONGSILE MBANJWA	AMAKUZA KILMUN S1 UNDERBURG CNC KZN OL	50	1,27	15	63,6	9,5	73,14
K2436	Dr Nkosazana Zuma Municipality: AMAKUZA	4805210514087	ZAKHE MBANJWA	AMAKUZA KILMUN S1 UNDERBURG CNC KZN OL	50	1,27	15	63,6	9,5	73,14
K2436	Dr Nkosazana Zuma Municipality: AMAKUZA	4805210514087	THEMBELANI MBANJWA	AMAKUZA KILMUN S1 UNDERBURG CNC KZN OL	50	1,27	15	63,6	9,5	73,14
K2436	Dr Nkosazana Zuma Municipality: AMAKUZA	4805210514087	NAKENI MNGUNI	AMAKUZA KILMUN S1 UNDERBURG CNC KZN OL	50	1,27	15	63,6	9,5	73,14
K2436	Dr Nkosazana Zuma Municipality: AMAKUZA	4805210514087	ZANDILE MBANJWA	AMAKUZA KILMUN S1 UNDERBURG CNC KZN OL	50	1,27	15	63,6	9,5	73,14
K2436	Dr Nkosazana Zuma Municipality: AMAKUZA	4805210514087	YVONNE MBANJWA	AMAKUZA KILMUN S1 UNDERBURG CNC KZN OL	50	1,27	15	63,6	9,5	73,14
K2436	Dr Nkosazana Zuma Municipality: AMAKUZA	4805210514087	HLENGIWE ZIKODE	AMAKUZA KILMUN S1 UNDERBURG CNC KZN OL	50	1,27	15	63,6	9,5	73,14
K2436	Dr Nkosazana Zuma Municipality: AMAKUZA	4805210514087	HADEBE WOTI	KILMUN	50	1,27	15	63,6	9,5	73,14
K2436	Dr Nkosazana Zuma Municipality: HLANGANANI	4805210514087	GAMEDE ESTHER	TRADITIONAL HOUSE	50	1,27	15	63,6	9,5	73,14
K2436	Dr Nkosazana Zuma Municipality: AMAKUZA	4805210514087	HLALELENI MBANJWA	AMAKUZA KILMUN S1 UNDERBURG CNC KZN OL	50	1,27	15	63,6	9,5	73,14
K2436	Dr Nkosazana Zuma Municipality: AMAKUZA	4805210514087	NOZIZWE NZIMANDE	AMAKUZA KILMUN S1 UNDERBURG CNC KZN OL	50	1,27	15	63,6	9,5	73,14
K2436	Dr Nkosazana Zuma Municipality: AMAKUZA	4805210514087	SHOBA PHINDILE	KILMUN	50	1,27	15	63,6	9,5	73,14
K2436	Dr Nkosazana Zuma Municipality: AMAKUZA	4805210514087	ZININGI NZIMANDE	AMAKUZA KILMUN S1 UNDERBURG CNC KZN OL	50	1,27	15	63,6	9,5	73,14
K2436	Dr Nkosazana Zuma Municipality: AMAKUZA	4805210514087	PIUS HLOKWANE MBANJWA	AMAKUZA KILMUN S1 UNDERBURG CNC KZN OL	50	1,27	15	63,6	9,5	73,14
K2436	Dr Nkosazana Zuma Municipality: AMAKUZA	4805210514087	NOMBUSO MBANJWA	AMAKUZA KILMUN S1 UNDERBURG CNC KZN OL	50	1,27	15	63,6	9,5	73,14
K2436	Dr Nkosazana Zuma Municipality: UNDERBERG	4805210514087	SHEZI SIBONGILE	Brick House	50	1,27	15	63,6	9,5	73,14
K2436	Dr Nkosazana Zuma Municipality: AMAKUZA	4805210514087	BALUNGILE NOXOLO MNDALI	AMAKUZA KILMUN S1 UNDERBURG CNC KZN OL	50	1,27	15	63,6	9,5	73,14
K2436	Dr Nkosazana Zuma Municipality: AMAKUZA	4805210514087	NOZAMANE PATRICIA ZIKODE	AMAKUZA KILMUN S1 UNDERBURG CNC KZN OL	50	1,27	15	63,6	9,5	73,14
K2436	Dr Nkosazana Zuma Municipality: AMAKUZA	4805210514087	NTOMBIZODWA BEATA SOSIBO	AMAKUZA KILMUN S1 UNDERBURG CNC KZN OL	50	1,27	15	63,6	9,5	73,14
K2436	Dr Nkosazana Zuma Municipality: AMAKUZA	4805210514087	THANDEKA SABELA	AMAKUZA KILMUN S1 UNDERBURG CNC KZN OL	50	1,27	15	63,6	9,5	73,14
K2436	Dr Nkosazana Zuma Municipality: AMAKUZA	4805210514087	KANYILE THOMAS	AMAKUZA UNDERBURG KZN	50	1,27	15	63,6	9,5	73,14
K2436	Dr Nkosazana Zuma Municipality: AMAKUZA	4805210514087	KHANYISILE PRETTY MNDALA	AMAKUZA KILMUN S1 UNDERBURG CNC KZN OL	50	1,27	15	63,6	9,5	73,14
K2436	Dr Nkosazana Zuma Municipality: AMAKUZA	4805210514087	MLUNGUKAZI DLAMINI	AMAKUZA KILMUN S1 UNDERBURG CNC KZN OL	50	1,27	15	63,6	9,5	73,14
K2436	Dr Nkosazana Zuma Municipality: AMAKUZA	4805210514087	NYAWOSE LINDIWE	KILMUN	50	1,27	15	63,6	9,5	73,14
K2436	Dr Nkosazana Zuma Municipality: AMAKUZA	4805210514087	TSHOBA NTOMBENTLE	KILMUN	50	1,27	15	63,6	9,5	73,14
K2436	Dr Nkosazana Zuma Municipality: AMAKUZA	4805210514087	DLAMINI THEMZENI PATIENCE	AMAKUZA UNDERBURG KZN	50	1,27	15	63,6	9,5	73,14
K2436	Dr Nkosazana Zuma Municipality: AMAKUZA	4805210514087	SHOBA SENZENI	KILMUN	50	1,27	15	63,6	9,5	73,14
K2436	Dr Nkosazana Zuma Municipality: AMAKUZA	4805210514087	MLITHWA BONGUMUSA	KILMUN	50	1,27	15	63,6	9,5	73,14
K2436	Dr Nkosazana Zuma Municipality: AMAKUZA	4805210514087	SHOBA BAHLEKILE	KILMUN	50	1,27	15	63,6	9,5	73,14
K2436	Dr Nkosazana Zuma Municipality: QULASHE S1	4805210514087	TSHESI MZOVUKILE	QLASHE UNDERBURG KZN	50	1,27	15	63,6	9,5	73,14
K2436	Dr Nkosazana Zuma Municipality: AMAKUZA	4805210514087	JAMA MUS							



KZ436	Dr Nkosazana Zuma Municipi: AMAKUZA	4805210514087	SHEZI NONDUMISO	KILMUN	50	1,27	15	63,6	9,5	73,14
KZ436	Dr Nkosazana Zuma Municipi: SANDANEZWENI S1	4805210514087	DLOMO MZENZELI	SANDANEZWE	50	1,27	15	63,6	9,5	73,14
KZ436	Dr Nkosazana Zuma Municipi: AMAKUZA	4805210514087	MDALA NONKUMBANE	KILMUN	50	1,27	15	63,6	9,5	73,14
KZ436	Dr Nkosazana Zuma Municipi: AMAKUZA	4805210514087	MJWARA SIBONGILE	KILMUN	50	1,27	15	63,6	9,5	73,14
KZ436	Dr Nkosazana Zuma Municipi: QULASHE S1	4805210514087	ZONDI SKHUVETHE	QULASHE UNDERBURG KZN	50	1,27	15	63,6	9,5	73,14
KZ436	Dr Nkosazana Zuma Municipi: HLANGANANI	4805210514087	DLAMINI NTOMBIKAYISE	HLANGANANI 4 UNDERBERG KZN	50	1,27	15	63,6	9,5	73,14
KZ436	Dr Nkosazana Zuma Municipi: HLANGANANI	4805210514087	NGCOBO NOMAKRESTY CRESENDA	HLANGANANI 4 UNDERBERG KZN	50	1,27	15	63,6	9,5	73,14
KZ436	Dr Nkosazana Zuma Municipi: AMAKUZA	4805210514087	MAJOZI MIRRIAM PHILISWE	AMAKHUZE UNDERBURG KZN	50	1,27	15	63,6	9,5	73,14
KZ436	Dr Nkosazana Zuma Municipi: NKUMBA	4805210514087	ZONDO ZR	NKUMBA	50	1,27	15	63,6	9,5	73,14
KZ436	Dr Nkosazana Zuma Municipi: HLANGANANI	4805210514087	DLAMINI BEAUTY	HLANGANANI 4 UNDERBERG KZN	50	1,27	15	63,6	9,5	73,14
KZ436	Dr Nkosazana Zuma Municipi: HLANGANANI	4805210514087	MBATHA THANDEKILE BONGIWE	HLANGANANI 4 UNDERBERG KZN	50	1,27	15	63,6	9,5	73,14
KZ436	Dr Nkosazana Zuma Municipi: HLANGANANI	4805210514087	BHENGU SYLVESTER	HLANGANANI 4 UNDERBERG KZN	50	1,27	15	63,6	9,5	73,14
KZ436	Dr Nkosazana Zuma Municipi: AMAKUZA	4805210514087	CAGWE NOCIVYELTO VICTORIA	AMAKHUZE UNDERBURG KZN	50	1,27	15	63,6	9,5	73,14
KZ436	Dr Nkosazana Zuma Municipi: AMAKUZA	4805210514087	SHOBA BASUKILE	KILMUN	50	1,27	15	63,6	9,5	73,14
KZ436	Dr Nkosazana Zuma Municipi: HLANGANANI	4805210514087	NYIDE MZANDI BUYELEPHI	HLANGANANI 4 UNDERBERG KZN	50	1,27	15	63,6	9,5	73,14
KZ436	Dr Nkosazana Zuma Municipi: AMAKUZA	4805210514087	GAZU MZONDENI FANA	AMAKHUZE UNDERBURG KZN	50	1,27	15	63,6	9,5	73,14
KZ436	Dr Nkosazana Zuma Municipi: HLANGANANI	4805210514087	BEKWA LINDIWE GLORIA	TRADITIONAL HOUSE	50	1,17	15	58,7	8,8	67,5107
KZ436	Dr Nkosazana Zuma Municipi: HLANGANANI	4805210514087	NGCOBO MELISWE	HLANGANANI 4 UNDERBERG KZN	50	1,17	15	58,7	8,8	67,5107
KZ436	Dr Nkosazana Zuma Municipi: ENKELEBANTWANA	4805210514087	ZONDI SHAYINDUNA	HOUSE	60	1,27	15	63,6	9,5	73,14
KZ436	Dr Nkosazana Zuma Municipi: SIZANENJANA KWABUTHO	4805210514087	LUSHABA LINDIWE EMILY	AMAQADI NCWADI DEEPPALE S1 HOWICK KZN (	50	1,27	15	63,6	9,5	73,14
KZ436	Dr Nkosazana Zuma Municipi: HLANGANANI	4805210514087	NYIDE NCAMISILE NOBUHLE	HLANGANANI 4 UNDERBERG KZN	50	1,27	15	63,6	9,5	73,14
KZ436	Dr Nkosazana Zuma Municipi: HLANGANANI	4805210514087	MBAMBO LO	HLANGANANI 4 UNDERBERG KZN	50	1,27	15	63,6	9,5	73,14
KZ436	Dr Nkosazana Zuma Municipi: AMAKUZA	4805210514087	SHOBA BHEKISISA	KILMUN	50	1,27	15	63,6	9,5	73,14
KZ436	Dr Nkosazana Zuma Municipi: SIZANENJANA KWABUTHO	4805210514087	MAJOZI STHEMBSO MICHACK	AMAQADI NCWADI DEEPPALE S1 HOWICK KZN (	50	1,27	15	63,6	9,5	73,14
KZ436	Dr Nkosazana Zuma Municipi: HLANGANANI	4805210514087	MBAMBO ZWEKENBI BARNARBAS	HLANGANANI 4 UNDERBERG KZN	50	1,27	15	63,6	9,5	73,14
KZ436	Dr Nkosazana Zuma Municipi: SIZANENJANA KWABUTHO	4805210514087	CHONCO JABULILE VICTORIA	AMAQADI NCWADI DEEPPALE S1 HOWICK KZN (	50	1,27	15	63,6	9,5	73,14
KZ436	Dr Nkosazana Zuma Municipi: AMAKUZA	4805210514087	ZONDI MZONJANA	KILMUN	50	1,27	15	63,6	9,5	73,14
KZ436	Dr Nkosazana Zuma Municipi: AMAKUZA	4805210514087	MTOLO BUUYISWE	KILMUN	50	1,27	15	63,6	9,5	73,14
KZ436	Dr Nkosazana Zuma Municipi: AMAKUZA	4805210514087	KHUBONI ZWELINJANE JOSEPH	AMAKHUZE UNDERBURG KZN	50	1,27	15	63,6	9,5	73,14
KZ436	Dr Nkosazana Zuma Municipi: AMAKUZA	4805210514087	MNGUNI MKHONGISENI	AMAKHUZE UNDERBURG KZN	50	1,27	15	63,6	9,5	73,14
KZ436	Dr Nkosazana Zuma Municipi: AMAKUZA	4805210514087	DLANGISA ZIBUSE SIGIDLA	AMAKHUZE UNDERBURG KZN	50	1,27	15	63,6	9,5	73,14
KZ436	Dr Nkosazana Zuma Municipi: AMAKUZA	4805210514087	MKHIZE KHULUMILE	KILMUN	50	1,27	15	63,6	9,5	73,14
KZ436	Dr Nkosazana Zuma Municipi: AMAKUZA	4805210514087	MEI LINDIWE	KILMUN	50	1,27	15	63,6	9,5	73,14
KZ436	Dr Nkosazana Zuma Municipi: AMAKUZA	4805210514087	MNGUNI CELIWE	KILMUN	50	1,27	15	63,6	9,5	73,14
KZ436	Dr Nkosazana Zuma Municipi: AMAKUZA	4805210514087	NYAWOSE GIDIYONI	KILMUN	50	1,27	15	63,6	9,5	73,14
KZ436	Dr Nkosazana Zuma Municipi: AMAKUZA	4805210514087	RADEBE MABHEKILE	KILMUN	50	1,27	15	63,6	9,5	73,14
KZ436	Dr Nkosazana Zuma Municipi: AMAKUZA	4805210514087	RADEBE ZISAKHE	KILMUN	50	1,27	15	63,6	9,5	73,14
KZ436	Dr Nkosazana Zuma Municipi: HLANGANANI	4805210514087	NGCOBO M.LONDI OSCAR	KILMUN	50	1,27	15	63,6	9,5	73,14
KZ436	Dr Nkosazana Zuma Municipi: AMAKUZA	4805210514087	MTOLO ROSINA	KILMUN	50	1,27	15	63,6	9,5	73,14
KZ436	Dr Nkosazana Zuma Municipi: AMAKUZA	4805210514087	DLAMINI BUSISWE	AMAKHUZE UNDERBURG KZN	50	1,27	15	63,6	9,5	73,14
KZ436	Dr Nkosazana Zuma Municipi: SIZANENJANA KWABUTHO	4805210514087	VILAKAZI DINA QABULILE	AMAQADI NCWADI DEEPPALE S1 HOWICK KZN (	50	1,27	15	63,6	9,5	73,14
KZ436	Dr Nkosazana Zuma Municipi: SIZANENJANA KWABUTHO	4805210514087	MKHIZE NOMEFANEKO PURITY	AMAQADI NCWADI DEEPPALE S1 HOWICK KZN (	50	1,27	15	63,6	9,5	73,14
KZ436	Dr Nkosazana Zuma Municipi: AMAKUZA	4805210514087	NDLQVO THANDI	KILMUN	50	1,27	15	63,6	9,5	73,14
KZ436	Dr Nkosazana Zuma Municipi: AMAKUZA	4805210514087	DLAMINI PRINCESS ZITHELILE	AMAKHUZE UNDERBURG KZN	50	1,27	15	63,6	9,5	73,14
KZ436	Dr Nkosazana Zuma Municipi: AMAKUZA	4805210514087	KHUBONE H.LALELENI BONISWE	AMAKHUZE UNDERBURG KZN	50	1,27	15	63,6	9,5	73,14
KZ436	Dr Nkosazana Zuma Municipi: AMAKUZA	4805210514087	JAMA BHIZA	KILMUN	50	1,27	15	63,6	9,5	73,14
KZ436	Dr Nkosazana Zuma Municipi: AMAKUZA	4805210514087	SHOBA VELASINGAZI	KILMUN	50	1,27	15	63,6	9,5	73,14
KZ436	Dr Nkosazana Zuma Municipi: AMAKUZA	4805210514087	SHOBA BONGINKOSI	AMAKHUZE	50	1,27	15	63,6	9,5	73,14
KZ436	Dr Nkosazana Zuma Municipi: AMAKUZA	4805210514087	MNGUNI LUNGISILE THEMBELIHLE	AMAKHUZE UNDERBURG KZN	50	1,27	15	63,6	9,5	73,14
KZ436	Dr Nkosazana Zuma Municipi: AMAKUZA	4805210514087	NSINDANE THANDIWE	KILMUN	50	1,27	15	63,6	9,5	73,14
KZ436	Dr Nkosazana Zuma Municipi: NKWEELE	4805210514087	DUMA VUYISILE	OBHUKWINI	50	1,27	15	63,6	9,5	73,14
KZ436	Dr Nkosazana Zuma Municipi: AMAKUZA	4805210514087	MTOLO NANA	KILMUN	50	1,27	15	63,6	9,5	73,14
KZ436	Dr Nkosazana Zuma Municipi: AMAKUZA	4805210514087	NTSHIZA DUDUZILE	KILMUN	50	1,27	15	63,6	9,5	73,14
KZ436	Dr Nkosazana Zuma Municipi: HLANGANANI	4805210514087	ZULU BETHUEL	Traditional house	50	1,27	15	63,6	9,5	73,14
KZ436	Dr Nkosazana Zuma Municipi: AMAKUZA	4805210514087	MTHEMBU NTOMBIKHONA	AMAKHUZE UNDERBURG KZN	50	1,27	15	63,6	9,5	73,14
KZ436	Dr Nkosazana Zuma Municipi: AMAKUZA	4805210514087	MKHIZE SHUMISILE	KILMUN	50	1,27	15	63,6	9,5	73,14
KZ436	Dr Nkosazana Zuma Municipi: AMAKUZA	4805210514087	DLAMINI XOLILE	AMAKHUZE UNDERBURG KZN	50	1,27	15	63,6	9,5	73,14
KZ436	Dr Nkosazana Zuma Municipi: AMAKUZA	4805210514087	NZIMANDE THITHI REMEGIA	AMAKHUZE UNDERBURG KZN	50	1,27	15	63,6	9,5	73,14
KZ436	Dr Nkosazana Zuma Municipi: AMAQADI NCWADI DEEPPALE	4805210514087	SOKHELA NTOMBZINHLA	AMAQADI NCWADI DEEPPALE S1 HOWICK KZN (	50	1,27	15	63,6	9,5	73,14
KZ436	Dr Nkosazana Zuma Municipi: AMAQADI NCWADI DEEPPALE	4805210514087	NGUBANE ZANDILE DOREEN XOLISWA	AMAQADI NCWADI DEEPPALE S1 HOWICK KZN (	50	1,27	15	63,6	9,5	73,14
KZ436	Dr Nkosazana Zuma Municipi: AMAQADI NCWADI DEEPPALE	4805210514087	NGUBANE SQONDA	AMAQADI NCWADI DEEPPALE S1 HOWICK KZN (	50	1,27	15	63,6	9,5	73,14
KZ436	Dr Nkosazana Zuma Municipi: AMAQADI NCWADI DEEPPALE	4805210514087	NZIMANDE ZINHLE DOROTHY	AMAQADI NCWADI DEEPPALE S1 HOWICK KZN (	50	1,27	15	63,6	9,5	73,14
KZ436	Dr Nkosazana Zuma Municipi: AMAKUZA	4805210514087	ZIKODE DUDUZILE	KILMUN	50	1,27	15	63,6	9,5	73,14
KZ436	Dr Nkosazana Zuma Municipi: AMAKUZA	4805210514087	BHENGU NONHLANHLA	KILMUN	50	1,27	15	63,6	9,5	73,14
KZ436	Dr Nkosazana Zuma Municipi: AMAQADI NCWADI DEEPPALE	4805210514087	SOKHELO ZAKHELE	AMAQADI NCWADI DEEPPALE S1 HOWICK KZN (	50	1,27	15	63,6	9,5	73,14
KZ436	Dr Nkosazana Zuma Municipi: AMAQADI NCWADI DEEPPALE	4805210514087	MALEVU VUKANI MICHAEL	AMAQADI NCWADI DEEPPALE S1 HOWICK KZN (	50	1,27	15	63,6	9,5	73,14
KZ436	Dr Nkosazana Zuma Municipi: QULASHE S3	4805210514087	ZONDI NOMQANELO	QULASHE UNDERBURG KZN	50	1,27	15	63,6	9,5	73,14
KZ436	Dr Nkosazana Zuma Municipi: AMAQADI NCWADI DEEPPALE	4805210514087	MALEVU FEZIWE	AMAQADI NCWADI DEEPPALE S1 HOWICK KZN (	50	1,27	15	63,6	9,5	73,14
KZ436	Dr Nkosazana Zuma Municipi: AMAKUZA	4805210514087	DLANI PATRICIA	KILMUN	50	1,27	15	63,6	9,5	73,14
KZ436	Dr Nkosazana Zuma Municipi: HLANGANANI	4805210514087	ZULU NOBUHLE FLORENCE	CORINTH S1 IXOPO KZN OU	50	1,27	15	63,6	9,5	73,14
KZ436	Dr Nkosazana Zuma Municipi: AMAQADI NCWADI DEEPPALE	4805210514087	RADEBE NOBUHLE	AMAQADI NCWADI DEEPPALE S1 HOWICK KZN (	50	1,27	15	63,6	9,5	73,14
KZ436	Dr Nkosazana Zuma Municipi: AMAKUZA	4805210514087	SABELA NOKUKHANYA	AMAKHUZE	50	1,27	15	63,6	9,5	73,14
KZ436	Dr Nkosazana Zuma Municipi: AMAQADI NCWADI DEEPPALE	4805210514087	KHENISA NOMVUSSELELE FAITH	AMAQADI NCWADI DEEPPALE S1 HOWICK KZN (	50	1,27	15	63,6	9,5	73,14
KZ436	Dr Nkosazana Zuma Municipi: AMAQADI NCWADI DEEPPALE	4805210514087	SHEZI NTOMBINTOMBI CAROLINE	AMAQADI NCWADI DEEPPALE S1 HOWICK KZN (	50	1,27	15	63,6	9,5	73,14
KZ436	Dr Nkosazana Zuma Municipi: ENKELEBANTWANA	4805210514087	SHELEMBE MANDLENKOSI ROEBSON	AMAQADI NCWADI DEEPPALE S1 HOWICK KZN (	50	1,27	15	63,6	9,5	73,14
KZ436	Dr Nkosazana Zuma Municipi: AMAQADI NCWADI DEEPPALE	4805210514087	MADLALA CLEMENCIA NCAMCLE	AMAQADI NCWADI DEEPPALE S1 HOWICK KZN (	50	1,27	15	63,6	9,5	73,14
KZ436	Dr Nkosazana Zuma Municipi: NKWEELE	4805210514087	NTSHIZA CHRZOSTUMS	Brick	50	1,27	15	63,6	9,5	73,14
KZ436	Dr Nkosazana Zuma Municipi: HLANGANANI	4805210514087	KHUBONI NKOSIVUMILE BEATS	CORINTH S1 IXOPO KZN OU	50	1,27	15	63,6	9,5	73,14
KZ436	Dr Nkosazana Zuma Municipi: NKWEELE	4805210514087	DLAMINI MIRRIAM	NKWEEZELA	50	1,27	15	63,6	9,5	73,14
KZ436	Dr Nkosazana Zuma Municipi: AMAQADI NCWADI DEEPPALE	4805210514087	GUMEDE SIPHIWE RICHARD	AMAQADI NCWADI DEEPPALE S1 HOWICK KZN (	50	1,27	15	63,6	9,5	73,14
KZ436	Dr Nkosazana Zuma Municipi: HLANGANANI	4805210514087	XABA NJABULO MOSES	CORINTH S1 IXOPO KZN OU	50	1,27	15	63,6	9,5	73,14
KZ436	Dr Nkosazana Zuma Municipi: AMAQADI NCWADI DEEPPALE	4805210514087	MNCWABE CONSTANCE ZAKHONA	AMAQADI NCWADI DEEPPALE S1 HOWICK KZN (	50	1,27	15	63,6	9,5	73,14
KZ436	Dr Nkosazana Zuma Municipi: QULASHE S1	4805210514087	MBANJWA JABULISILE	QULASHE UNDERBURG KZN	50	1,27	15	63,6	9,5	73,14
KZ436	Dr Nkosazana Zuma Municipi: AMAQADI NCWADI DEEPPALE	4805210514087	DLAMINI SIBUSISO ROBERT	AMAQADI NCWADI DEEPPALE S1 HOWICK KZN (	50	1,27	15	63,6	9,5	73,14
KZ436	Dr Nkosazana Zuma Municipi: AMAQADI NCWADI DEEPPALE	4805210514087	KHUMALO SHAYIZWITE WITUS	AMAQADI NCWADI DEEPPALE S1 HOWICK KZN (	50	1,27	15	63,6	9,5	73,14
KZ436	Dr Nkosazana Zuma Municipi: QULASHE S1	4805210514087	SOSIBO MATLTA	QULASHE UNDERBURG KZN	50	1,27	15	63,6	9,5	73,14
KZ436	Dr Nkosazana Zuma Municipi: AMAKUZA	4805210514087	DLAMINI FELAKHE	AMAKHUZE UNDERBURG KZN	50	1,27	15	63,6	9,5	73,14
KZ436	Dr Nkosazana Zuma Municipi: AMAKUZA	4805210514087	DLAMINI KUTHULAKONI PHELEMON	AMAKHUZE UNDERBURG KZN	50	1,27	15	63,6	9,5	73,14
KZ436	Dr Nkosazana Zuma Municipi: AMAKUZA	4805210514087	DLAMINI MTHEKU MEDRINA	AMAKHUZE UNDERBURG KZN	50	1,27	15	63,6	9,5	73,14
KZ436	Dr Nkosazana Zuma Municipi: QULASHE S1	4805210514087	SHEZI QONDEKILE	QULASHE UNDERBURG KZN	50	1,27	15	63,6	9,5	73,14
KZ436	Dr Nkosazana Zuma Municipi: HLANGANANI	4805210514087	LUKHOZI NOKUZOLA	Traditional house	50	1,27	15	63,6	9,5	73,14
KZ436	Dr Nkosazana Zuma Municipi: SUN CITY	4805210514087	DUMAKUDE KINKI PHYLLIS	SUN CITY BULWER PNB KZN	50	1,27	15	63,6	9,5	73,14
KZ436	Dr Nkosazana Zuma Municipi: HLANGANANI	4805210514087	MDLADLA NOMTHANDAZO	TRADITIONAL HOUSE	50	1,27	15	63,6	9,5	73,14
KZ436	Dr Nkosazana Zuma Municipi: AMAKUZA	4805210514087	DLAMINI BUSISWE	AMAKHUZE UNDERBURG KZN	50	1,27	15	63,6	9,5	73,14
KZ436	Dr Nkosazana Zuma Municipi: AMAKUZA	4805210514087	NZIMANDE SBONGILE	AMAKHUZE UNDERBERG KZN OU	50	1,27	15	63,6	9,5	73,14
KZ436	Dr Nkosazana Zuma Municipi: HLANGANANI	4805210514087	MAKHANYA IRENE	TRADITIONAL HOUSE	50	1,27	15			

K2436	Dr Nkosazana Zuma Municip: AMAKUZA	4805210514087	KHANYEZE THULISILE SIBONGILE	AMAKHUZE UNDERBERG KZN OU	50	1,27	15	63,6	9,5	73,14
K2436	Dr Nkosazana Zuma Municip: AMAKUZA	4805210514087	SHOBA CUPHENI MERCY	AMAKHUZE UNDERBERG KZN OU	50	1,27	15	63,6	9,5	73,14
K2436	Dr Nkosazana Zuma Municip: AMAKUZA	4805210514087	SHOBA MPINYENGWE JOHANNES	AMAKHUZE UNDERBERG KZN OU	50	1,27	15	63,6	9,5	73,14
K2436	Dr Nkosazana Zuma Municip: AMAKUZA	4805210514087	SHOBA ZIBONLE LOYI	AMAKHUZE UNDERBERG KZN OU	50	1,27	15	63,6	9,5	73,14
K2436	Dr Nkosazana Zuma Municip: AMAKUZA	4805210514087	SHOBA VIKINDABA MICHAEL	AMAKHUZE UNDERBERG KZN OU	50	1,27	15	63,6	9,5	73,14
K2436	Dr Nkosazana Zuma Municip: AMAKUZA	4805210514087	NZIMANDE ZANELE	AMAKHUZE UNDERBERG KZN OU	50	1,27	15	63,6	9,5	73,14
K2436	Dr Nkosazana Zuma Municip: AMAKUZA	4805210514087	DLAMINI SIBONGILE CONSTANCE	AMAKHUZE UNDERBERG KZN OU	50	1,27	15	63,6	9,5	73,14
K2436	Dr Nkosazana Zuma Municip: AMAKUZA	4805210514087	SHOBA OCTAVIA ZETHU	AMAKHUZE UNDERBERG KZN OU	50	1,27	15	63,6	9,5	73,14
K2436	Dr Nkosazana Zuma Municip: AMAKUZA	4805210514087	SHOBA CUPHENI THOLANI	AMAKHUZE UNDERBERG KZN OU	50	1,27	15	63,6	9,5	73,14
K2436	Dr Nkosazana Zuma Municip: AMAKUZA	4805210514087	PHUNGULA THEMBSILE	AMAKHUZE UNDERBURG KZN	50	1,27	15	63,6	9,5	73,14
K2436	Dr Nkosazana Zuma Municip: AMAKUZA	4805210514087	DLAMINI NOMATHEZI MESSIANA	AMAKHUZE UNDERBURG KZN	50	1,27	15	63,6	9,5	73,14
K2436	Dr Nkosazana Zuma Municip: AMAKUZA	4805210514087	DLAMINI BADINLE THUSHUZA	AMAKHUZE UNDERBURG KZN	50	1,27	15	63,6	9,5	73,14
K2436	Dr Nkosazana Zuma Municip: AMAKUZA	4805210514087	SHOBA MGOBO	AMAKHUZE UNDERBURG KZN	50	1,27	15	63,6	9,5	73,14
K2436	Dr Nkosazana Zuma Municip: HLANGANANI	4805210514087	MDLADLA CLAUDIA	TRADITIONAL HOUSE	50	1,27	15	63,6	9,5	73,14
K2436	Dr Nkosazana Zuma Municip: HLANGANANI	4805210514087	MBANJWA ANNASTIAS	TRADITIONAL HOUSE	50	1,27	15	63,6	9,5	73,14
K2436	Dr Nkosazana Zuma Municip: AMAKUZA	4805210514087	SHOBA BHEKISISA PAULUS	AMAKUZA UNDERBURG KZN	50	1,27	15	63,6	9,5	73,14
K2436	Dr Nkosazana Zuma Municip: AMAKUZA	4805210514087	SHOBA MPHANISENI THERUS	AMAKUZA UNDERBURG KZN	50	1,27	15	63,6	9,5	73,14
K2436	Dr Nkosazana Zuma Municip: NKWEZELE	4805210514087	MTOLO SPHATA	SINKONKONKO UNDERBERG KZN OU	50	1,27	15	63,6	9,5	73,14
K2436	Dr Nkosazana Zuma Municip: QULASHES S1	4805210514087	SHEZI THAMSANQA MASTER	EQLASHE UNDERBERG KZN OU	50	1,27	15	63,6	9,5	73,14
K2436	Dr Nkosazana Zuma Municip: NOMANDLOVU	4805210514087	NGOBO NZYANDILE	NOMANDLOVU DONNYBROOK IKOPO KZN	50	1,27	15	63,6	9,5	73,14
K2436	Dr Nkosazana Zuma Municip: QULASHES S1	4805210514087	PHOSWA BACHITHILE CLEMENTIA	EQLASHE UNDERBERG KZN OU	50	1,27	15	63,6	9,5	73,14
K2436	Dr Nkosazana Zuma Municip: AMAKUZA	4805210514087	SHOBA BHOYI GEDION	AMAKUZA UNDERBURG KZN	50	1,27	15	63,6	9,5	73,14
K2436	Dr Nkosazana Zuma Municip: HLANGANANI	4805210514087	MADLALA EL SINAH	Brick House	50	1,27	15	63,6	9,5	73,14
K2436	Dr Nkosazana Zuma Municip: AMAKUZA	4805210514087	SOSIBO SIBONGILE PERCIFIC	AMAKHUZE UNDERBURG KZN	50	1,27	15	63,6	9,5	73,14
K2436	Dr Nkosazana Zuma Municip: QULASHES S1	4805210514087	MEMELA FANIZO	QULASHE UNDERBURG KZN	50	1,27	15	63,6	9,5	73,14
K2436	Dr Nkosazana Zuma Municip: NKWEZELE	4805210514087	MIYA SIZANI P	NKWEZELA BULWER KZN	50	1,27	15	63,6	9,5	73,14
K2436	Dr Nkosazana Zuma Municip: AMAKUZA	4805210514087	LANGA BUVISILE PAULINE	AMAKHUZE UNDERBURG KZN	50	1,27	15	63,6	9,5	73,14
K2436	Dr Nkosazana Zuma Municip: AMAKUZA	4805210514087	DLAMINI BONISWE	AMAKHUZE UNDERBURG KZN	50	1,27	15	63,6	9,5	73,14
K2436	Dr Nkosazana Zuma Municip: AMAKUZA	4805210514087	PHUNGULA LUNGISANI	AMAKUZA UNDERBURG KZN	50	1,27	15	63,6	9,5	73,14
K2436	Dr Nkosazana Zuma Municip: AMAKUZA	4805210514087	SHOBA DOTI RICHARD	AMAKUZA UNDERBURG KZN	50	1,27	15	63,6	9,5	73,14
K2436	Dr Nkosazana Zuma Municip: NKWEZELE	4805210514087	TSHOBA MPHANISENI	Traditional	50	1,27	15	63,6	9,5	73,14
K2436	Dr Nkosazana Zuma Municip: AMAKUZA	4805210514087	KHUMALO NTOMBYONKE	AMAKUZA UNDERBURG KZN	50	1,27	15	63,6	9,5	73,14
K2436	Dr Nkosazana Zuma Municip: AMAKUZA	4805210514087	MBANJWA THULISILE ANNACLETA	QULASHE UNDERBURG KZN	50	1,27	15	63,6	9,5	73,14
K2436	Dr Nkosazana Zuma Municip: QULASHES S1	4805210514087	LINDA ZISEBENZELE	AMAKHUZE UNDERBURG KZN	50	1,27	15	63,6	9,5	73,14
K2436	Dr Nkosazana Zuma Municip: AMAKUZA	4805210514087	MTHEMBU SANELISWE CORNELIA	AMAKHUZE UNDERBURG KZN	50	1,27	15	63,6	9,5	73,14
K2436	Dr Nkosazana Zuma Municip: HLABENI	4805210514087	SHOBA CLAUDIA NOMSISILE	HLABENI S1 UNDERBURG KZN	50	1,27	15	63,6	9,5	73,14
K2436	Dr Nkosazana Zuma Municip: BETHLEHEM	4805210514087	KHWELA EUGENIA NONTOKOZO	TRANSFORMER ZONE PBT25	50	1,27	15	63,6	9,5	73,14
K2436	Dr Nkosazana Zuma Municip: HLANGANANI	4805210514087	MAKHANYA CRESENTIA	TRADITIONAL HOUSE	50	1,27	15	63,6	9,5	73,14
K2436	Dr Nkosazana Zuma Municip: NKWEZELE	4805210514087	MNCWABE FRANCIS MBONGENI	Traditional	50	1,27	15	63,6	9,5	73,14
K2436	Dr Nkosazana Zuma Municip: AMAKUZA	4805210514087	MVUMBU SNANAZANA CLEMENTINE	AMAKUZA UNDERBURG KZN	50	1,27	15	63,6	9,5	73,14
K2436	Dr Nkosazana Zuma Municip: AMAKUZA	4805210514087	MTHYANE THEMBA	Traditional House	50	1,27	15	63,6	9,5	73,14
K2436	Dr Nkosazana Zuma Municip: AMAKUZA	4805210514087	NXELE THOBILE EUINICE	AMAKHUZE UNDERBURG KZN	50	1,27	15	63,6	9,5	73,14
K2436	Dr Nkosazana Zuma Municip: ENKELEBANTWANA	4805210514087	MKHIZE JOSEPH LILI	ENKELEBANTWANA S1 UNDERBERG KZN	50	1,27	15	63,6	9,5	73,14
K2436	Dr Nkosazana Zuma Municip: NKWEZELE	4805210514087	MADLALA PETRUS	HOUSE	50	1,27	15	63,6	9,5	73,14
K2436	Dr Nkosazana Zuma Municip: AMAKUZA	4805210514087	LINDA HLANGANANI MOSES	AMAKUZA S1 UNDERBERG KZN OU	50	1,27	15	63,6	9,5	73,14
K2436	Dr Nkosazana Zuma Municip: AMAKUZA	4805210514087	SHEZI PKOLANA FIKELPHI	AMAKUZA S1 UNDERBERG KZN OU	50	1,27	15	63,6	9,5	73,14
K2436	Dr Nkosazana Zuma Municip: AMAKUZA	4805210514087	MSHENGU NOMANDLA	AMAKUZA S1 UNDERBERG KZN OU	50	1,27	15	63,6	9,5	73,14
K2436	Dr Nkosazana Zuma Municip: AMAKUZA	4805210514087	MNGUNI PHUMLAPHI EDISTA	AMAKUZA S1 UNDERBERG KZN OU	50	1,17	15	58,7	8,8	67,5107
K2436	Dr Nkosazana Zuma Municip: AMAKUZA	4805210514087	MNGUNI PHUMLAPHI EDISTA	AMAKUZA S1 UNDERBERG KZN OU	50	1,27	15	63,6	9,5	73,14
K2436	Dr Nkosazana Zuma Municip: HLANGANANI	4805210514087	SHABALALA ZANDILE	TRADITIONAL HOUSE	50	1,27	15	63,6	9,5	73,14
K2436	Dr Nkosazana Zuma Municip: AMAKUZA	4805210514087	MNGUNI NELANI	AMAKUZA S1 UNDERBERG KZN OU	50	1,27	15	63,6	9,5	73,14
K2436	Dr Nkosazana Zuma Municip: AMAKUZA	4805210514087	KHANYILE SIZAKELE CHRISTINA	AMAKUZA UNDERBURG KZN	50	1,27	15	63,6	9,5	73,14
K2436	Dr Nkosazana Zuma Municip: AMAKUZA	4805210514087	MNGUNI ZIBONLE	AMAKUZA S1 UNDERBERG KZN OU	50	1,27	15	63,6	9,5	73,14
K2436	Dr Nkosazana Zuma Municip: AMAKUZA	4805210514087	LINDA MABANDLA PETRUS	AMAKUZA S1 UNDERBERG KZN OU	50	1,27	15	63,6	9,5	73,14
K2436	Dr Nkosazana Zuma Municip: AMAKUZA	4805210514087	LANGA HLEKISILE FUNAPHI	AMAKUZA S1 UNDERBERG KZN OU	50	1,27	15	63,6	9,5	73,14
K2436	Dr Nkosazana Zuma Municip: AMAKUZA	4805210514087	MBATHA NOFELANI ZABALAZILE	AMAKUZA S1 UNDERBERG KZN OU	50	1,27	15	63,6	9,5	73,14
K2436	Dr Nkosazana Zuma Municip: AMAKUZA	4805210514087	DLAMINI LIKIZILE ASTERIA	AMAKUZA S1 UNDERBERG KZN OU	50	1,27	15	63,6	9,5	73,14
K2436	Dr Nkosazana Zuma Municip: AMAKUZA	4805210514087	MNGUNI GUGILE	AMAKUZA S1 UNDERBERG KZN OU	50	1,27	15	63,6	9,5	73,14
K2436	Dr Nkosazana Zuma Municip: AMAKUZA	4805210514087	JAMA HLENGIWE CYNTHIA	AMAKUZA S1 UNDERBERG KZN OU	50	1,27	15	63,6	9,5	73,14
K2436	Dr Nkosazana Zuma Municip: AMAKUZA	4805210514087	MNGUNI ZINHLE ZETHU	AMAKUZA S1 UNDERBERG KZN OU	50	1,27	15	63,6	9,5	73,14
K2436	Dr Nkosazana Zuma Municip: AMAKUZA	4805210514087	JAMA KHULEKANI	AMAKUZA S1 UNDERBERG KZN OU	50	1,27	15	63,6	9,5	73,14
K2436	Dr Nkosazana Zuma Municip: AMAKUZA	4805210514087	LINDA BUSISIWE FORTUNATE	AMAKUZA S1 UNDERBERG KZN OU	50	1,27	15	63,6	9,5	73,14
K2436	Dr Nkosazana Zuma Municip: AMAKUZA	4805210514087	MNGUNI MANAKAZI VENENCIA	AMAKUZA S1 UNDERBERG KZN OU	50	1,27	15	63,6	9,5	73,14
K2436	Dr Nkosazana Zuma Municip: AMAKUZA	4805210514087	JAMA ZAMEKILE MARIA	AMAKUZA S1 UNDERBERG KZN OU	50	1,27	15	63,6	9,5	73,14
K2436	Dr Nkosazana Zuma Municip: AMAKUZA	4805210514087	MNGUNI THOBELANI SYLVESIA	AMAKUZA S1 UNDERBERG KZN OU	50	1,27	15	63,6	9,5	73,14
K2436	Dr Nkosazana Zuma Municip: AMAKUZA	4805210514087	MNGUNI NPHOSI NTOMBIFUTHI	AMAKUZA S1 UNDERBERG KZN OU	50	1,27	15	63,6	9,5	73,14
K2436	Dr Nkosazana Zuma Municip: AMAKUZA	4805210514087	LINDA TSHAYAZANE	AMAKUZA S1 UNDERBERG KZN OU	50	1,27	15	63,6	9,5	73,14
K2436	Dr Nkosazana Zuma Municip: AMAKUZA	4805210514087	LINDA SPONGISENI	AMAKUZA S1 UNDERBERG KZN OU	50	1,27	15	63,6	9,5	73,14
K2436	Dr Nkosazana Zuma Municip: AMAKUZA	4805210514087	KHANYILE MATHONGO PUTRUS	AMAKUZA UNDERBURG KZN	50	1,27	15	63,6	9,5	73,14
K2436	Dr Nkosazana Zuma Municip: AMAKUZA	4805210514087	DLAMINI NOKUTHULA ZANDILE	AMAKUZA S1 UNDERBERG KZN OU	50	1,27	15	63,6	9,5	73,14
K2436	Dr Nkosazana Zuma Municip: AMAKUZA	4805210514087	MNGUNI COSHI THOLANI	AMAKUZA S1 UNDERBERG KZN OU	50	1,27	15	63,6	9,5	73,14
K2436	Dr Nkosazana Zuma Municip: AMAKUZA	4805210514087	MCHUNU SPHIVE SOLANUS	AMAKUZA UNDERBURG KZN	50	1,27	15	63,6	9,5	73,14
K2436	Dr Nkosazana Zuma Municip: AMAKUZA	4805210514087	LINDA SIZENI VELILE	AMAKUZA S1 UNDERBERG KZN OU	50	1,27	15	63,6	9,5	73,14
K2436	Dr Nkosazana Zuma Municip: AMAKUZA	4805210514087	NZIMANDE ZETHU	AMAKUZA S1 UNDERBERG KZN OU	50	1,27	15	63,6	9,5	73,14
K2436	Dr Nkosazana Zuma Municip: AMAKUZA	4805210514087	MNGUNI NONHLANHLA EUINICE	AMAKUZA S1 UNDERBERG KZN OU	50	1,27	15	63,6	9,5	73,14
K2436	Dr Nkosazana Zuma Municip: AMAKUZA	4805210514087	MNGUNI THOKOZANI JABULILE	AMAKUZA S1 UNDERBERG KZN OU	50	1,27	15	63,6	9,5	73,14
K2436	Dr Nkosazana Zuma Municip: AMAKUZA	4805210514087	JOLI NOMBIKO TERESSA	AMAKUZA S1 UNDERBERG KZN OU	50	1,27	15	63,6	9,5	73,14
K2436	Dr Nkosazana Zuma Municip: AMAKUZA	4805210514087	CEBEKHULU GUGU BAFIKILE	AMAKUZA S1 UNDERBERG KZN OU	50	1,27	15	63,6	9,5	73,14
K2436	Dr Nkosazana Zuma Municip: AMAKUZA	4805210514087	ZUMA PRINCES BONISILE	AMAKUZA S1 UNDERBERG KZN OU	50	1,27	15	63,6	9,5	73,14
K2436	Dr Nkosazana Zuma Municip: AMAKUZA	4805210514087	ZUMA NOMATHEMBA HOMISTA	AMAKUZA S1 UNDERBERG KZN OU	50	1,27	15	63,6	9,5	73,14
K2436	Dr Nkosazana Zuma Municip: AMAKUZA	4805210514087	MBATHA SIZENI MAGAGRET	AMAKUZA S1 UNDERBERG KZN OU	50	1,27	15	63,6	9,5	73,14
K2436	Dr Nkosazana Zuma Municip: AMAKUZA	4805210514087	MNGUNI CATHERINE LETHWIWE	AMAKUZA S1 UNDERBERG KZN OU	50	1,27	15	63,6	9,5	73,14
K2436	Dr Nkosazana Zuma Municip: AMAKUZA	4805210514087	CEBEKHULU THEMUYISE SLYVIA	AMAKUZA S1 UNDERBERG KZN OU	50	1,27	15	63,6	9,5	73,14
K2436	Dr Nkosazana Zuma Municip: AMAKUZA	4805210514087	LANGA NOMAGUGU STEPHEMIA	AMAKUZA UNDERBURG KZN	50	1,27	15	63,6	9,5	73,14
K2436	Dr Nkosazana Zuma Municip: QULASHES S1	4805210514087	MTOLO CABANGANI	50	1,27	15	63,6	9,5	73,14	
K2436	Dr Nkosazana Zuma Municip: HLANGANANI	4805210514087	KHATI NOMAYE	TRADITIONAL HOUSE	50	1,27	15	63,6	9,5	73,14
K2436	Dr Nkosazana Zuma Municip: HLANGANANI	4805210514087	SHLEZANA DUMAZILE	EHLANE AREA	50	1,27	15	63,6	9,5	73,14
K2436	Dr Nkosazana Zuma Municip: AMAKUZA	4805210514087	ZUMA THABILE	AMAKUZA S1 UNDERBERG KZN OU	50	1,27	15	63,6	9,5	73,14
K2436	Dr Nkosazana Zuma Municip: AMAKUZA	4805210514087	ZUMA FLORAH LUNGELINI	AMAKUZA S1 UNDERBERG KZN OU	50	1,27	15	63,6	9,5	73,14
K2436	Dr Nkosazana Zuma Municip: AMAKUZA	4805210514087	MNGUNI SIMANGA GLADYS	AMAKUZA S1 UNDERBERG KZN OU	50	1,27	15	63,6	9,5	73,14
K2436	Dr Nkosazana Zuma Municip: AMAKUZA	4805210514087	MBANJWA PHILLIPINE IRENE	AMAKUZA UNDERBURG KZN	50	1,27	15	63,6	9,5	73,14
K2436	Dr Nkosazana Zuma Municip: AMAKUZA	4805210514087	SHEZI NOMABULAZI CATHRINE	AMAKHUZE UNDERBURG KZN	50	1,27	15	63,6	9,5	73,14
K2436	Dr Nkosazana Zuma Municip: AMAKUZA	4805210514087	LINDA RITA GABISILE	AMAKUZA S1 UNDERBERG KZN OU	50	1,27	15	63,6	9,5	73,14
K2436	Dr Nkosazana Zuma Municip: AMAKUZA	4805210514087	LINDA DUBULA NICHOLAS	AMAKUZA S1 UNDERBERG KZN OU	50	1,27	15	63,6	9,5	73,14
K2436	Dr Nkosazana Zuma Municip: AMAKUZA	4805210514087	PHUNGULA BAWINLE	AMAKUZA UNDERBURG KZN	50	1,27	15	63,6	9,5	73,14
K2436	Dr Nkosazana Zuma Municip: AMAKUZA	4805210514087	LINDA VAMISILE CYNTHIA	AMAKUZA S1 UNDERBERG KZN OU	50	1,27	15	63,6	9,5	73,14
K2436	Dr Nkosazana Zuma Municip: AMAKUZA	4805210514087	LINDA MKEFU SARAPHUMA	AMAKUZA S1 UNDERBERG K						

KZ436	Dr Nkosazana Zuma Municip: AMAKUZA	4805210514087	NZIMANDE FLORENCE BABTHILITILE	AMAKUZA S1 UNDERBERG KZN OU	50	1,27	15	63,6	9,5	73,14
KZ436	Dr Nkosazana Zuma Municip: HLANGANANI	4805210514088	MTOLO DORRIS	TRADITIONAL HOUSE	50	1,27	15	63,6	9,5	73,14
KZ436	Dr Nkosazana Zuma Municip: AMAKUZA	4805210514089	MBANJWA NOBUHLE	AMAKUZA S1 UNDERBERG KZN OU	50	1,27	15	63,6	9,5	73,14
KZ436	Dr Nkosazana Zuma Municip: AMAKUZA	4805210514090	MNGUNI SIMPHIWE LAWRENCE	AMAKUZA S1 UNDERBERG KZN OU	50	1,27	15	63,6	9,5	73,14
KZ436	Dr Nkosazana Zuma Municip: AMAKUZA	4805210514091	MHLONGO MBONGENI INNOCENT	AMAKUZA S1 UNDERBERG KZN OU	50	1,27	15	63,6	9,5	73,14
KZ436	Dr Nkosazana Zuma Municip: AMAKUZA	4805210514092	MHLONGO NCOMASILE MAVIS	AMAKUZA S1 UNDERBERG KZN OU	50	1,27	15	63,6	9,5	73,14
KZ436	Dr Nkosazana Zuma Municip: AMAKUZA	4805210514093	MNGUNI LINDENI NORA	AMAKHUZE UNDERBURG KZN	50	1,27	15	63,6	9,5	73,14
KZ436	Dr Nkosazana Zuma Municip: HLANGANANI	4805210514094	MBANJWA GULAU	TRADITIONAL HOUSE	50	1,27	15	63,6	9,5	73,14
KZ436	Dr Nkosazana Zuma Municip: AMAKUZA	4805210514095	MNGUNI DINWAHINI	AMAKUZA S1 UNDERBERG KZN OU	50	1,27	15	63,6	9,5	73,14
KZ436	Dr Nkosazana Zuma Municip: AMAKUZA	4805210514096	MKHIZE FABIAN MTHOKOZISI	AMAKHUZE UNDERBURG KZN	50	1,27	15	63,6	9,5	73,14
KZ436	Dr Nkosazana Zuma Municip: AMAKUZA	4805210514097	PHUNGULA MSZI INNOCENT	AMAKUZA S1 UNDERBERG KZN OU	50	1,27	15	63,6	9,5	73,14
KZ436	Dr Nkosazana Zuma Municip: AMAKUZA	4805210514098	MBANJWA MXOLISI KHEHLO	AMAKUZA S1 UNDERBERG KZN OU	50	1,27	15	63,6	9,5	73,14
KZ436	Dr Nkosazana Zuma Municip: AMAKUZA	4805210514099	MBANJWA NTOMBIZINI DUDUZILE	AMAKUZA S1 UNDERBERG KZN OU	50	1,27	15	63,6	9,5	73,14
KZ436	Dr Nkosazana Zuma Municip: AMAKUZA	4805210514100	PHUNGULA ZAKHELE	AMAKUZA S1 UNDERBERG KZN OU	50	1,27	15	63,6	9,5	73,14
KZ436	Dr Nkosazana Zuma Municip: AMAKUZA	4805210514101	PHUNGULA THOKOZANI GRACIA	AMAKUZA S1 UNDERBERG KZN OU	50	1,27	15	63,6	9,5	73,14
KZ436	Dr Nkosazana Zuma Municip: AMAKUZA	4805210514102	NTSHIZA MAKHOSI	AMAKUZA UNDERBURG KZN	50	1,27	15	63,6	9,5	73,14
KZ436	Dr Nkosazana Zuma Municip: AMAKUZA	4805210514103	DLAMINI VUMILE	AMAKUZA S1 UNDERBERG KZN OU	50	1,27	15	63,6	9,5	73,14
KZ436	Dr Nkosazana Zuma Municip: AMAKUZA	4805210514104	KUNENE BABONGILE MONICA	AMAKUZA S1 UNDERBERG KZN OU	50	1,27	15	63,6	9,5	73,14
KZ436	Dr Nkosazana Zuma Municip: AMAKUZA	4805210514105	KUNENE WINLE PROTASIA	AMAKUZA S1 UNDERBERG KZN OU	50	1,27	15	63,6	9,5	73,14
KZ436	Dr Nkosazana Zuma Municip: HIMEVILLE	4805210514106	MLOTSHWA CATHERINE	Brick House	50	1,27	15	63,6	9,5	73,14
KZ436	Dr Nkosazana Zuma Municip: AMAKUZA	4805210514107	MIYA SELINA NOLINDELA	AMAKUZA S1 UNDERBERG KZN OU	50	1,27	15	63,6	9,5	73,14
KZ436	Dr Nkosazana Zuma Municip: AMAKUZA	4805210514108	MNGUNI MZONZIMA ERASMUS	AMAKUZA S1 UNDERBERG KZN OU	50	1,27	15	63,6	9,5	73,14
KZ436	Dr Nkosazana Zuma Municip: AMAKUZA	4805210514109	DLAMINI LULEKA MAVIS	AMAKHUZE UNDERBURG KZN	50	1,27	15	63,6	9,5	73,14
KZ436	Dr Nkosazana Zuma Municip: AMAKUZA	4805210514110	KHUBONE GOODNESS THANDEKA	AMAKUZA S1 UNDERBERG KZN OU	50	1,27	15	63,6	9,5	73,14
KZ436	Dr Nkosazana Zuma Municip: AMAKUZA	4805210514111	MNGUNI DUDUZILE PRAXEDIS	AMAKUZA S1 UNDERBERG KZN OU	50	1,27	15	63,6	9,5	73,14
KZ436	Dr Nkosazana Zuma Municip: AMAKUZA	4805210514112	KUNENE LUNGELENI PATIENCE	AMAKUZA S1 UNDERBERG KZN OU	50	1,27	15	63,6	9,5	73,14
KZ436	Dr Nkosazana Zuma Municip: ENKELEBANTWANA	4805210514113	NZIMANDE SANDILE	NKELABANTWANA BULWER KZN	50	1,27	15	63,6	9,5	73,14
KZ436	Dr Nkosazana Zuma Municip: AMAKUZA	4805210514114	KHUBONE MZONGANI	AMAKUZA S1 UNDERBERG KZN OU	50	1,27	15	63,6	9,5	73,14
KZ436	Dr Nkosazana Zuma Municip: AMAKUZA	4805210514115	KUNENE MHLANGAKHULA VITUS	AMAKUZA S1 UNDERBERG KZN OU	50	1,27	15	63,6	9,5	73,14
KZ436	Dr Nkosazana Zuma Municip: AMAKUZA	4805210514116	KUNENE NOMAKWITI CORNEL	AMAKUZA S1 UNDERBERG KZN OU	50	1,27	15	63,6	9,5	73,14
KZ436	Dr Nkosazana Zuma Municip: AMAKUZA	4805210514117	MNGUNI KWENZIKILE BRIDGET	AMAKUZA S1 UNDERBERG KZN OU	50	1,27	15	63,6	9,5	73,14
KZ436	Dr Nkosazana Zuma Municip: AMAKUZA	4805210514118	DLAMINI FIKILE WINNIEFRIDAH	AMAKUZA S1 UNDERBERG KZN OU	50	1,27	15	63,6	9,5	73,14
KZ436	Dr Nkosazana Zuma Municip: AMAKUZA	4805210514119	MHLUNGU FIKILE PATRICIA	AMAKUZA S1 UNDERBERG KZN OU	50	1,27	15	63,6	9,5	73,14
KZ436	Dr Nkosazana Zuma Municip: AMAKUZA	4805210514120	ZUMA MLAMJULI ALFRED	AMAKUZA S1 UNDERBERG KZN OU	50	1,27	15	63,6	9,5	73,14
KZ436	Dr Nkosazana Zuma Municip: HLANGANANI	4805210514121	KUBONI NKOSINATHI	TRADITIONAL HOUSE	50	1,27	15	63,6	9,5	73,14
KZ436	Dr Nkosazana Zuma Municip: AMAKUZA	4805210514122	KHUBONI THEMBAANI GENEROSA	AMAKUZA S1 UNDERBERG KZN OU	50	1,27	15	63,6	9,5	73,14
KZ436	Dr Nkosazana Zuma Municip: AMAKUZA	4805210514123	MKELWANI MKELWANI	AMAKUZA S1 UNDERBERG KZN OU	50	1,27	15	63,6	9,5	73,14
KZ436	Dr Nkosazana Zuma Municip: AMAKUZA	4805210514124	DLAMINI MADLOTHO	AMAKUZA S1 UNDERBERG KZN OU	50	1,27	15	63,6	9,5	73,14
KZ436	Dr Nkosazana Zuma Municip: UNDERBERG	4805210514125	NKOMO ZOLEKA	Brick House	50	1,27	15	63,6	9,5	73,14
KZ436	Dr Nkosazana Zuma Municip: AMAKUZA	4805210514126	ZUMA CLEMENCIA	AMAKUZA S1 UNDERBERG KZN OU	50	1,27	15	63,6	9,5	73,14
KZ436	Dr Nkosazana Zuma Municip: AMAKUZA	4805210514127	DLAMINI THANDAZILE PATRICIA	AMAKUZA S1 UNDERBERG KZN OU	50	1,27	15	63,6	9,5	73,14
KZ436	Dr Nkosazana Zuma Municip: AMAKUZA	4805210514128	DLAMINI ZAKHE LIFE	AMAKUZA S1 UNDERBERG KZN OU	50	1,27	15	63,6	9,5	73,14
KZ436	Dr Nkosazana Zuma Municip: AMAKUZA	4805210514129	MNGUNI XOLISILE	AMAKUZA S1 UNDERBERG KZN OU	50	1,27	15	63,6	9,5	73,14
KZ436	Dr Nkosazana Zuma Municip: AMAKUZA	4805210514130	MAGOSO NOSIPHO PROTASIA	AMAKUZA S1 UNDERBERG KZN OU	50	1,27	15	63,6	9,5	73,14
KZ436	Dr Nkosazana Zuma Municip: AMAKUZA	4805210514131	NDLANGISA NELISWA	AMAKUZA S1 UNDERBERG KZN OU	50	1,27	15	63,6	9,5	73,14
KZ436	Dr Nkosazana Zuma Municip: AMAKUZA	4805210514132	DLAMINI BHAZINI	AMAKUZA S1 UNDERBERG KZN OU	50	1,27	15	63,6	9,5	73,14
KZ436	Dr Nkosazana Zuma Municip: AMAKUZA	4805210514133	LINDA SIBANGANI ALEX	AMAKUZA S1 UNDERBERG KZN OU	50	1,27	15	63,6	9,5	73,14
KZ436	Dr Nkosazana Zuma Municip: NOMANDLOVU	4805210514134	DLADLA MAMIZA	NOMANDLOVU DONNYBROOK IXOPO KZN	50	1,27	15	63,6	9,5	73,14
KZ436	Dr Nkosazana Zuma Municip: AMAKUZA	4805210514135	LINDA ALBERT ZIMISE	AMAKUZA S1 UNDERBERG KZN OU	50	1,27	15	63,6	9,5	73,14
KZ436	Dr Nkosazana Zuma Municip: AMAKUZA	4805210514136	MNGUNI MBHEKENI DENNIS	AMAKUZA S1 UNDERBERG KZN OU	50	1,27	15	63,6	9,5	73,14
KZ436	Dr Nkosazana Zuma Municip: ENKELEBANTWANA	4805210514137	NCOBENI M	HOUSE	50	1,27	15	63,6	9,5	73,14
KZ436	Dr Nkosazana Zuma Municip: AMAKUZA	4805210514138	DLAMINI CONSTANCE DELISILE	AMAKUZA S1 UNDERBERG KZN OU	50	1,27	15	63,6	9,5	73,14
KZ436	Dr Nkosazana Zuma Municip: AMAKUZA	4805210514139	NDALI HLEBEKILE KATHRINA	AMAKUZA UNDERBURG KZN	50	1,27	15	63,6	9,5	73,14
KZ436	Dr Nkosazana Zuma Municip: NKWEZELE	4805210514140	MNCWABE SILINDILE	SINKONKONKO UNDERBERG KZN OU	50	1,27	15	63,6	9,5	73,14
KZ436	Dr Nkosazana Zuma Municip: ENKELEBANTWANA	4805210514141	NENE ZIVALELE EDNANCIA	HOUSE	50	1,27	15	63,6	9,5	73,14
KZ436	Dr Nkosazana Zuma Municip: NOMANDLOVU	4805210514142	MEMELA MANATU	NOMANDLOVU DONNYBROOK IXOPO KZN	50	1,27	15	63,6	9,5	73,14
KZ436	Dr Nkosazana Zuma Municip: AMAKUZA	4805210514143	MUNTUNGA BHEKINDODDA PHILIP	AMAKUZA S1 UNDERBERG KZN OU	50	1,27	15	63,6	9,5	73,14
KZ436	Dr Nkosazana Zuma Municip: AMAKUZA	4805210514144	ZONDI MUZIWEKOSI	AMAKUZA S1 UNDERBERG KZN OU	50	1,27	15	63,6	9,5	73,14
KZ436	Dr Nkosazana Zuma Municip: HLABENI	4805210514145	BIYASE BHEKINHLANHLA PAULOS	HLABENI S1 UNDERBERG KZN	50	1,27	15	63,6	9,5	73,14
KZ436	Dr Nkosazana Zuma Municip: AMAKUZA	4805210514146	DLAMINI BAFANA APPOLINARIS	AMAKUZA S1 UNDERBERG KZN OU	50	1,27	15	63,6	9,5	73,14
KZ436	Dr Nkosazana Zuma Municip: AMAKUZA	4805210514147	DLAMINI MANDISA POLITE	AMAKUZA S1 UNDERBERG KZN OU	50	1,27	15	63,6	9,5	73,14
KZ436	Dr Nkosazana Zuma Municip: AMAKUZA	4805210514148	DLAMINI NICHODEM DUMISANI	AMAKUZA S1 UNDERBERG KZN OU	50	1,27	15	63,6	9,5	73,14
KZ436	Dr Nkosazana Zuma Municip: NKWEZELE	4805210514149	NDLUVU NCOMASILE	SINKONKONKO UNDERBERG KZN OU	50	1,27	15	63,6	9,5	73,14
KZ436	Dr Nkosazana Zuma Municip: AMAKUZA	4805210514150	ZONDI ESILINA SALAWENZANI	AMAKUZA S1 UNDERBERG KZN OU	50	1,27	15	63,6	9,5	73,14
KZ436	Dr Nkosazana Zuma Municip: AMAKUZA	4805210514151	KHUBONE HLELIPHU OCTAVIA	AMAKUZA S1 UNDERBERG KZN OU	50	1,27	15	63,6	9,5	73,14
KZ436	Dr Nkosazana Zuma Municip: NKWEZELE	4805210514152	WESSELS DONATOUS	SINKONKONKO UNDERBERG KZN OU	50	1,27	15	63,6	9,5	73,14
KZ436	Dr Nkosazana Zuma Municip: AMAKUZA	4805210514153	DLAMINI BUIYSILE	AMAKUZA S1 UNDERBERG KZN OU	50	1,27	15	63,6	9,5	73,14
KZ436	Dr Nkosazana Zuma Municip: AMAKUZA	4805210514154	MHLUNGU ZUMEKILE MARGARET	AMAKUZA S1 UNDERBERG KZN OU	50	1,27	15	63,6	9,5	73,14
KZ436	Dr Nkosazana Zuma Municip: AMAKUZA	4805210514155	ZONDI BHEKIZENZO SIXTUS	AMAKUZA S1 UNDERBERG KZN OU	50	1,27	15	63,6	9,5	73,14
KZ436	Dr Nkosazana Zuma Municip: AMAKUZA	4805210514156	ZONDI VAMSBILE ELAZEBETH	AMAKUZA S1 UNDERBERG KZN OU	50	1,27	15	63,6	9,5	73,14
KZ436	Dr Nkosazana Zuma Municip: AMAKUZA	4805210514157	SHEZI MANDLAKAYISE THEGBALD	AMAKUZA UNDERBURG KZN	50	1,27	15	63,6	9,5	73,14
KZ436	Dr Nkosazana Zuma Municip: AMAKUZA	4805210514158	MBOTHEWE NOZIZWE CECILIA	AMAKUZA S1 UNDERBERG KZN OU	50	1,27	15	63,6	9,5	73,14
KZ436	Dr Nkosazana Zuma Municip: AMAKUZA	4805210514159	PHUNGULA SIYABONGA	AMAKUZA S1 UNDERBERG KZN OU	50	1,27	15	63,6	9,5	73,14
KZ436	Dr Nkosazana Zuma Municip: AMAKUZA	4805210514160	KHUBONI FIKILE ALEX	AMAKUZA S1 UNDERBERG KZN OU	50	1,27	15	63,6	9,5	73,14
KZ436	Dr Nkosazana Zuma Municip: AMAKUZA	4805210514161	ZONDI BAYEKILE	AMAKUZA S1 UNDERBERG KZN OU	50	1,27	15	63,6	9,5	73,14
KZ436	Dr Nkosazana Zuma Municip: AMAKUZA	4805210514162	DLAMINI SOLEKILE	PHAYINDANE	50	1,27	15	63,6	9,5	73,14
KZ436	Dr Nkosazana Zuma Municip: HLANGANANI	4805210514163	MHLONGO LINDIWE MATILDA	AMAKUZA S1 UNDERBERG KZN OU	50	1,27	15	63,6	9,5	73,14
KZ436	Dr Nkosazana Zuma Municip: AMAKUZA	4805210514164	BEKWA XABA MARIA SIBONGILE	SCHOOL	50	1,27	15	63,6	9,5	73,14
KZ436	Dr Nkosazana Zuma Municip: HLANGANANI	4805210514165	DLAMINI VELABENGAZI SIBUSISO	AMAKUZA S1 UNDERBERG KZN OU	50	1,27	15	63,6	9,5	73,14
KZ436	Dr Nkosazana Zuma Municip: HLANGANANI	4805210514166	MQAMBELE BATRICE	TRADITIONAL HOUSE	50	1,27	15	63,6	9,5	73,14
KZ436	Dr Nkosazana Zuma Municip: AMAKUZA	4805210514167	ZONDI BADUBILE	PHAYINDANE	50	1,27	15	63,6	9,5	73,14
KZ436	Dr Nkosazana Zuma Municip: AMAKUZA	4805210514168	DLAMINI TY BEATRICE	AMAKUZA S1 UNDERBERG KZN OU	50	1,27	15	63,6	9,5	73,14
KZ436	Dr Nkosazana Zuma Municip: AMAKUZA	4805210514169	DLAMINI NTOMBI ETHELDRETHA	AMAKUZA S1 UNDERBERG KZN OU	50	1,27	15	63,6	9,5	73,14
KZ436	Dr Nkosazana Zuma Municip: AMAKUZA	4805210514170	DLAMINI MATUTU LAIZAH	AMAKUZA S1 UNDERBERG KZN OU	50	1,27	15	63,6	9,5	73,14
KZ436	Dr Nkosazana Zuma Municip: AMAKUZA	4805210514171	DLAMINI FAKAZILE ANNA MARIA	AMAKUZA S1 UNDERBERG KZN OU	50	1,27	15	63,6	9,5	73,14
KZ436	Dr Nkosazana Zuma Municip: CREIGHTON PREPAID	4805210514172	GAMUDE CABANGILE	AMAKUZA S1 UNDERBERG KZN OU	50	1,27	15	63,6	9,5	73,14
KZ436	Dr Nkosazana Zuma Municip: AMAKUZA	4805210514173	PHUNGULA ZUZU TOBAIS	AMAKUZA S1 UNDERBERG KZN OU	50	1,27	15	63,6	9,5	73,14
KZ436	Dr Nkosazana Zuma Municip: AMAKUZA	4805210514174	DLAMINI LIZZIE PETRONELLA	AMAKUZA S1 UNDERBERG KZN OU	50	1,27	15	63,6	9,5	73,14
KZ436	Dr Nkosazana Zuma Municip: AMAKUZA	4805210514175	DLAMINI BUIHLE	PHAYINDANE	50	1,27	15	63,6	9,5	73,14
KZ436	Dr Nkosazana Zuma Municip: AMAKUZA	4805210514176	MJWARA NOMBKO NTOMBINYEMVELO	PHAYINDANE	50	1,27	15	63,6	9,5	73,14
KZ436	Dr Nkosazana Zuma Municip: AMAKUZA	4805210514177	MTHEMBU GRACIA MANDY	AMAKUZA S1 UNDERBERG KZN OU	50	1,27	15	63,6	9,5	73,14
KZ436	Dr Nkosazana Zuma Municip: AMAKUZA	4805210514178	ZONDI LUNGELO VICTOR	AMAKUZA S1 UNDERBERG KZN OU	50	1,27	15	63,6	9,5	73,14
KZ436	Dr Nkosazana Zuma Municip: AMAKUZA	4805210514179	ZONDI ZENZILE TEGLAR	AMAKUZA S1 UNDERBERG KZN OU	50	1,27	15	63,6	9,5	73,14
KZ436	Dr Nkosazana Zuma Municip: AMAKUZA	4805210514180	MJWARA NOMVELO	PHAYINDANE	50	1,27	15	63,6	9,5	73,14
KZ436	Dr Nkosazana Zuma Municip: AMAKUZA	4805210514181	MOTAUNG THABO MAHABE	AMAKUZA UNDERBURG KZN	50	1,27	15	63,6	9,5	73,14
KZ436	Dr Nkosazana Zuma Municip: AMAKUZA	4805210514182	SOSIBO NOWAZI	PHAYINDANE	50	1,27	15	63,6	9,5	73,14
KZ436	Dr Nkosazana Zuma Municip: AMAKUZA	4805210514183	ZONDI SIBONGISENI PATRIC	AMAKUZA S1 UNDERBERG KZN OU	50	1,27	15	63,6	9,5</	

KZ436	Dr Nkosazana Zuma Municipi: AMAKUZA	4805210514087	ZONDI MABONA PETRUS	AMAKUZA S1 UNDERBERG KZN OU	50	1,27	15	63,6	9,5	73,14
KZ436	Dr Nkosazana Zuma Municipi: AMAKUZA	4805210514087	ZONDI XOLISILE CATHERINE	AMAKUZA S1 UNDERBERG KZN OU	50	1,27	15	63,6	9,5	73,14
KZ436	Dr Nkosazana Zuma Municipi: AMAKUZA	4805210514087	ZONDI SIPHAMANDLA INNOCENT	AMAKUZA S1 UNDERBERG KZN OU	50	1,27	15	63,6	9,5	73,14
KZ436	Dr Nkosazana Zuma Municipi: HIMEVILLE	4805210514087	ZIKODE ELSIE		50	1,27	15	63,6	9,5	73,14
KZ436	Dr Nkosazana Zuma Municipi: AMAKUZA	4805210514087	DLAMINI THABISILE MAUREEN		50	1,27	15	63,6	9,5	73,14
KZ436	Dr Nkosazana Zuma Municipi: ENKELEBANTWANA	4805210514087	DUMA PHILISWE THEODORAH	HOUSE	50	1,27	15	63,6	9,5	73,14
KZ436	Dr Nkosazana Zuma Municipi: QULASHE S1	4805210514087	MJWARA COMARIA	QULASHE UNDERBURG KZN	50	1,27	15	63,6	9,5	73,14
KZ436	Dr Nkosazana Zuma Municipi: AMAKUZA	4805210514087	DLAMINI ZAMAKILE GRACIA	AMAKUZA S1 UNDERBERG KZN OU	50	1,27	15	63,6	9,5	73,14
KZ436	Dr Nkosazana Zuma Municipi: AMAKUZA	4805210514087	DLAMINI NELISWE SYLVASIA	AMAKUZA S1 UNDERBERG KZN OU	50	1,27	15	63,6	9,5	73,14
KZ436	Dr Nkosazana Zuma Municipi: AMAKUZA	4805210514087	DLAMINI NOKULUNGA PRETTY	AMAKUZA UNDERBURG KZN	50	1,27	15	63,6	9,5	73,14
KZ436	Dr Nkosazana Zuma Municipi: AMAKUZA	4805210514087	DLAMINI NOKUTHULA	AMAKUZA S1 UNDERBERG KZN OU	50	1,27	15	63,6	9,5	73,14
KZ436	Dr Nkosazana Zuma Municipi: AMAKUZA	4805210514087	DLAMINI NOKUTHULA	AMAKUZA S1 UNDERBERG KZN OU	50	1,17	15	58,7	8,8	67,5107
KZ436	Dr Nkosazana Zuma Municipi: AMAKUZA	4805210514087	DLAMINI LUNGILE	AMAKUZA S1 UNDERBERG KZN OU	50	1,27	15	63,6	9,5	73,14
KZ436	Dr Nkosazana Zuma Municipi: AMAKUZA	4805210514087	MNCWABE MZWELENI CORNELIUS	AMAKUZA S1 UNDERBERG KZN OU	50	1,27	15	63,6	9,5	73,14
KZ436	Dr Nkosazana Zuma Municipi: AMAKUZA	4805210514087	ZONDI BEATOR FANISILE	AMAKUZA S1 UNDERBERG KZN OU	50	1,27	15	63,6	9,5	73,14
KZ436	Dr Nkosazana Zuma Municipi: AMAKUZA	4805210514087	ZONDI GOINEPHI	AMAKUZA S1 UNDERBERG KZN OU	50	1,27	15	63,6	9,5	73,14
KZ436	Dr Nkosazana Zuma Municipi: AMAKUZA	4805210514087	MDLANGATHI DUMISILE	AMAKUZA S1 UNDERBERG KZN OU	50	1,27	15	63,6	9,5	73,14
KZ436	Dr Nkosazana Zuma Municipi: HLABENI	4805210514087	MIYA MAVIS	HLABENI BULWER KZN	50	1,27	15	63,6	9,5	73,14
KZ436	Dr Nkosazana Zuma Municipi: AMAKUZA	4805210514087	MDLANGATHI THEMBEKA	AMAKUZA S1 UNDERBERG KZN OU	50	1,27	15	63,6	9,5	73,14
KZ436	Dr Nkosazana Zuma Municipi: QULASHE S1	4805210514087	SHEZI DELISILE	QULASHE UNDERBURG KZN	50	1,27	15	63,6	9,5	73,14
KZ436	Dr Nkosazana Zuma Municipi: AMAKUZA	4805210514087	LINDA THANDEKA	AMAKUZA S1 UNDERBERG KZN OU	50	1,27	15	63,6	9,5	73,14
KZ436	Dr Nkosazana Zuma Municipi: AMAKUZA	4805210514087	ZONDI KHALANGANI DOMINIC	AMAKUZA S1 UNDERBERG KZN OU	50	1,27	15	63,6	9,5	73,14
KZ436	Dr Nkosazana Zuma Municipi: AMAKUZA	4805210514087	MDLANGATHI EUGINE SANDILE	AMAKUZA S1 UNDERBERG KZN OU	50	1,27	15	63,6	9,5	73,14
KZ436	Dr Nkosazana Zuma Municipi: QULASHE S1	4805210514087	ZONDI NOMBUSO	QULASHE UNDERBURG KZN	50	1,27	15	63,6	9,5	73,14
KZ436	Dr Nkosazana Zuma Municipi: AMAKUZA	4805210514087	DLAMINI CEEM	AMAKUZA S1 UNDERBERG KZN OU	50	1,27	15	63,6	9,5	73,14
KZ436	Dr Nkosazana Zuma Municipi: AMAKUZA	4805210514087	ZONDI SWELIKILE MAYVIS	AMAKUZA S1 UNDERBERG KZN OU	50	1,27	15	63,6	9,5	73,14
KZ436	Dr Nkosazana Zuma Municipi: AMAKUZA	4805210514087	ZONDI ALEXIA THANDEKA	AMAKUZA S1 UNDERBERG KZN OU	50	1,27	15	63,6	9,5	73,14
KZ436	Dr Nkosazana Zuma Municipi: AMAKUZA	4805210514087	DLAMINI SANELISWE GOODNESS	AMAKUZA S1 UNDERBERG KZN OU	50	1,27	15	63,6	9,5	73,14
KZ436	Dr Nkosazana Zuma Municipi: AMAKUZA	4805210514087	MNTUNGWA MZIKABANI ERNEST	AMAKUZA S1 UNDERBERG KZN OU	50	1,27	15	63,6	9,5	73,14
KZ436	Dr Nkosazana Zuma Municipi: AMAKUZA	4805210514087	RADEBE NOKYANDA	AMAKUZA S1 UNDERBERG KZN OU	50	1,27	15	63,6	9,5	73,14
KZ436	Dr Nkosazana Zuma Municipi: AMAKUZA	4805210514087	KUNENE TUNUZA REGINA	AMAKUZA S1 UNDERBERG KZN OU	50	1,27	15	63,6	9,5	73,14
KZ436	Dr Nkosazana Zuma Municipi: AMAKUZA	4805210514087	KUNENE DUMILE CYNTHIA	AMAKUZA S1 UNDERBERG KZN OU	50	1,27	15	63,6	9,5	73,14
KZ436	Dr Nkosazana Zuma Municipi: AMAKUZA	4805210514087	MIYA GETRUDE BATHABILE	AMAKUZA S1 UNDERBERG KZN OU	50	1,27	15	63,6	9,5	73,14
KZ436	Dr Nkosazana Zuma Municipi: AMAKUZA	4805210514087	NLANGISA THABISILE	AMAKUZA S1 UNDERBERG KZN OU	50	1,27	15	63,6	9,5	73,14
KZ436	Dr Nkosazana Zuma Municipi: NKWEZELE	4805210514087	MTHEMBU THEMBEKILE MARGARET		50	1,27	15	63,6	9,5	73,14
KZ436	Dr Nkosazana Zuma Municipi: HLABENI	4805210514087	PHOSWA SPHIWE	HLABENI S1 KZN OU	50	1,27	15	63,6	9,5	73,14
KZ436	Dr Nkosazana Zuma Municipi: UNDERBERG	4805210514087	ZONDI PHEWANA	Brck House	50	1,27	15	63,6	9,5	73,14
KZ436	Dr Nkosazana Zuma Municipi: HLANGANANI	4805210514087	MDLADLA THANDUKWAZI	HLANGANANI S1 KZN OU	50	1,27	15	63,6	9,5	73,14
KZ436	Dr Nkosazana Zuma Municipi: HLANGANANI	4805210514087	XABA MANDISA GLORIA	HLANGANANI S1 KZN OU	50	1,27	15	63,6	9,5	73,14
KZ436	Dr Nkosazana Zuma Municipi: HLANGANANI	4805210514087	CHRYA FLORENCE SEBENZILE	HLANGANANI S1 KZN OU	50	1,27	15	63,6	9,5	73,14
KZ436	Dr Nkosazana Zuma Municipi: HLANGANANI	4805210514087	BEKWA TERRESA ZANELE	HLANGANANI S1 KZN OU	50	1,27	15	63,6	9,5	73,14
KZ436	Dr Nkosazana Zuma Municipi: AMAKUZA	4805210514087	MZIMANDE KHOKANI LILIAN	AMAKUZA S1 UNDERBERG KZN OU	50	1,27	15	63,6	9,5	73,14
KZ436	Dr Nkosazana Zuma Municipi: AMAKUZA	4805210514087	ZONDI DELISILE BEATRICE	AMAKUZA S1 UNDERBERG KZN OU	50	1,27	15	63,6	9,5	73,14
KZ436	Dr Nkosazana Zuma Municipi: HLANGANANI	4805210514087	SIMELANE MLINDELI SIBUSISO	HLANGANANI S1 KZN OU	50	1,27	15	63,6	9,5	73,14
KZ436	Dr Nkosazana Zuma Municipi: HLANGANANI	4805210514087	SHEZI THANDAZILE CYNTHIA	HLANGANANI S1 KZN OU	50	1,27	15	63,6	9,5	73,14
KZ436	Dr Nkosazana Zuma Municipi: AMAKUZA	4805210514087	DLAMINI FKILE PRISCA	AMAKUZA S1 UNDERBERG KZN OU	50	1,27	15	63,6	9,5	73,14
KZ436	Dr Nkosazana Zuma Municipi: AMAKUZA	4805210514087	LINDA CABANGILE GLORIA	AMAKUZA S1 UNDERBERG KZN OU	50	1,27	15	63,6	9,5	73,14
KZ436	Dr Nkosazana Zuma Municipi: AMAKUZA	4805210514087	DLAMINI LANDELENI BEATRICE	AMAKUZA S1 UNDERBERG KZN OU	50	1,27	15	63,6	9,5	73,14
KZ436	Dr Nkosazana Zuma Municipi: HLANGANANI	4805210514087	XABA SIYANDA	TRADITIONAL HOUSE	50	1,27	15	63,6	9,5	73,14
KZ436	Dr Nkosazana Zuma Municipi: AMAKUZA	4805210514087	XABA BALINDILE ROBINAH	AMAKUZA S1 UNDERBERG KZN OU	50	1,27	15	63,6	9,5	73,14
KZ436	Dr Nkosazana Zuma Municipi: AMAKUZA	4805210514087	NLANGISA MABLE JABULILE	AMAKUZA S1 UNDERBERG KZN OU	50	1,27	15	63,6	9,5	73,14
KZ436	Dr Nkosazana Zuma Municipi: AMAKUZA	4805210514087	MBATHA THEMBEKILE PATRICIA	AMAKUZA S1 UNDERBERG KZN OU	50	1,27	15	63,6	9,5	73,14
KZ436	Dr Nkosazana Zuma Municipi: AMAKUZA	4805210514087	SOSIBO BEAUTY THINATHI	AMAKUZA S1 UNDERBERG KZN OU	50	1,27	15	63,6	9,5	73,14
KZ436	Dr Nkosazana Zuma Municipi: BETHLEHEM	4805210514087	MAKHAYE MUZIWANDA REGINALD	BETHLEHEM BULWER UNDERBERG KZN	50	1,27	15	63,6	9,5	73,14
KZ436	Dr Nkosazana Zuma Municipi: AMAKUZA	4805210514087	SHEZI BONGIWE MARGARET	AMAKUZA S1 UNDERBERG KZN OU	50	1,27	15	63,6	9,5	73,14
KZ436	Dr Nkosazana Zuma Municipi: AMAKUZA	4805210514087	ZONDI SIZANI THULISILE	AMAKUZA S1 UNDERBERG KZN OU	50	1,27	15	63,6	9,5	73,14
KZ436	Dr Nkosazana Zuma Municipi: AMAKUZA	4805210514087	SHEZI NONGENI CHUGUZA	AMAKUZA UNDERBURG KZN	50	1,27	15	63,6	9,5	73,14
KZ436	Dr Nkosazana Zuma Municipi: AMAKUZA	4805210514087	ZUMA PROTASIA QUEEN	AMAKUZA S1 UNDERBERG KZN OU	50	1,27	15	63,6	9,5	73,14
KZ436	Dr Nkosazana Zuma Municipi: AMAKUZA	4805210514087	KHUBONI THEMBEKILE SYLVASIA	AMAKUZA S1 UNDERBERG KZN OU	50	1,27	15	63,6	9,5	73,14
KZ436	Dr Nkosazana Zuma Municipi: BETHLEHEM	4805210514087	DLAMINI KHONONDLA CATHERINE	BETHLEHEM BULWER UNDERBERG KZN	50	1,27	15	63,6	9,5	73,14
KZ436	Dr Nkosazana Zuma Municipi: AMAKUZA	4805210514087	DLAMINI SISENI OCTAVIA	AMAKUZA S1 UNDERBERG KZN OU	50	1,27	15	63,6	9,5	73,14
KZ436	Dr Nkosazana Zuma Municipi: AMAKUZA	4805210514087	DLAMINI ZAMAZULU	AMAKUZA S1 UNDERBERG KZN OU	50	1,27	15	63,6	9,5	73,14
KZ436	Dr Nkosazana Zuma Municipi: BETHLEHEM	4805210514087	SIBISI THANDIWE VIVIAN	BETHLEHEM BULWER UNDERBERG KZN	50	1,27	15	63,6	9,5	73,14
KZ436	Dr Nkosazana Zuma Municipi: AMAKUZA	4805210514087	MLOTSHWA MDDOI MICKION	AMAKUZA UNDERBURG KZN	50	1,27	15	63,6	9,5	73,14
KZ436	Dr Nkosazana Zuma Municipi: AMAKUZA	4805210514087	JAMA THEMBAZI	AMAKUZA S1 UNDERBERG KZN OU	50	1,27	15	63,6	9,5	73,14
KZ436	Dr Nkosazana Zuma Municipi: AMAKUZA	4805210514087	PHOSWA PHUMILILE MAVIS	AMAKUZA S1 UNDERBERG KZN OU	50	1,27	15	63,6	9,5	73,14
KZ436	Dr Nkosazana Zuma Municipi: AMAKUZA	4805210514087	PHUNGULA MABONGI THELEKILE	AMAKUZA UNDERBURG KZN	50	1,27	15	63,6	9,5	73,14
KZ436	Dr Nkosazana Zuma Municipi: AMAKUZA	4805210514087	SHEZI GEZEPHI	AMAKUZA UNDERBURG KZN	50	1,27	15	63,6	9,5	73,14
KZ436	Dr Nkosazana Zuma Municipi: BETHLEHEM	4805210514087	HELEA FKILE DORIS	BETHLEHEM BULWER UNDERBERG KZN	50	1,27	15	63,6	9,5	73,14
KZ436	Dr Nkosazana Zuma Municipi: HLANGANANI	4805210514087	MADUMA SIZAKELE	TRADITIONAL HOUSE	50	1,27	15	63,6	9,5	73,14
KZ436	Dr Nkosazana Zuma Municipi: NKUMBA	4805210514087	NGUBO IDAH	HOUSE	50	1,27	15	63,6	9,5	73,14
KZ436	Dr Nkosazana Zuma Municipi: AMAKUZA	4805210514087	NZIMANDE DALO	AMAKUZA UNDERBURG KZN	50	1,27	15	63,6	9,5	73,14
KZ436	Dr Nkosazana Zuma Municipi: AMAKUZA	4805210514087	MNCWABE NOKWENZIWA THERESA	AMAKUZA UNDERBURG KZN	50	1,27	15	63,6	9,5	73,14
KZ436	Dr Nkosazana Zuma Municipi: AMAKUZA	4805210514087	NZIMANDE DAKAVANA	AMAKUZA UNDERBURG KZN	50	1,27	15	63,6	9,5	73,14
KZ436	Dr Nkosazana Zuma Municipi: ENKELEBANTWANA	4805210514087	MIYA MANAZI EUGENIA	ENKELEBANTWANA IXOPO KZN	50	1,27	15	63,6	9,5	73,14
KZ436	Dr Nkosazana Zuma Municipi: AMAKUZA	4805210514087	DLAMINI NONTUTUZELO	AMAKUZA UNDERBURG KZN	50	1,27	15	63,6	9,5	73,14
KZ436	Dr Nkosazana Zuma Municipi: HLANGANANI	4805210514087	MIYA THOROZILE	TRADITIONAL HOUSE	50	1,17	15	58,7	8,8	67,5107
KZ436	Dr Nkosazana Zuma Municipi: BETHLEHEM	4805210514087	KHAMBULE THEMBEKILE GLORIA	BETHLEHEM BULWER UNDERBERG KZN	50	1,27	15	63,6	9,5	73,14
KZ436	Dr Nkosazana Zuma Municipi: HLANGANANI	4805210514087	MSIYA MAKHOSAZANA	TRADITIONAL HOUSE	50	1,27	15	63,6	9,5	73,14
KZ436	Dr Nkosazana Zuma Municipi: AMAKUZA	4805210514087	SHOBA JOHN AMOS	AMAKUZA UNDERBURG KZN	50	1,27	15	63,6	9,5	73,14
KZ436	Dr Nkosazana Zuma Municipi: ENKELEBANTWANA	4805210514087	MAPHANGA M	DWELLING	50	1,27	15	63,6	9,5	73,14
KZ436	Dr Nkosazana Zuma Municipi: AMAKUZA	4805210514087	DLAMINI SIBONGISENI	AMAKUZA UNDERBURG KZN	50	1,27	15	63,6	9,5	73,14
KZ436	Dr Nkosazana Zuma Municipi: NOMANDLOVU	4805210514087	TENZA NOPHOSISA	NOMANDLOVU DONNYBROOK IXOPO KZN	50	1,27	15	63,6	9,5	73,14
KZ436	Dr Nkosazana Zuma Municipi: AMAKUZA	4805210514087	JAMA NOMUSA VERONICA	AMAKUZA UNDERBURG KZN	50	1,27	15	63,6	9,5	73,14
KZ436	Dr Nkosazana Zuma Municipi: AMAKUZA	4805210514087	MBHELE NOMUZA MUKE	AMAKUZA UNDERBURG KZN	50	1,27	15	63,6	9,5	73,14
KZ436	Dr Nkosazana Zuma Municipi: AMAKUZA	4805210514087	TSHETI NOMBULELO CLAUDELIA	AMAKUZA UNDERBURG KZN	50	1,27	15	63,6	9,5	73,14
KZ436	Dr Nkosazana Zuma Municipi: AMAKUZA	4805210514087	ZONDI THEMINKOSI JOSEPH	AMAKUZA UNDERBURG KZN	50	1,27	15	63,6	9,5	73,14
KZ4										

**SEPTEMBER 2020 DEBTORS AND REVENUE MANAGEMENT REPORT**

1. **AUTHOR** Chief Financial Officer

1<sup>ST</sup> LEVEL : MANCO

2<sup>ND</sup> LEVEL : FINANCE COMMITTEE

3<sup>RD</sup> LEVEL : EXCO

4<sup>TH</sup> LEVEL : COUNCIL

2. **PURPOSE:**

To report to the Committee and Council on the debtors' management.

3. **LEGAL/STATUTORY REQUIREMENTS:**

- MFMA Act No.56 of 2003
- Credit Control Policy

4. **BACKGROUND AND REASONING:**

Dr Nkosazana Dlamini Zuma Municipality council must ensure that all money which is due and payable to the council is collected and for this purpose has adopted the credit control policy and debt collected policy consistent with its tariffs and complying with the provisions of the relevant legislation.

5. **ANNEXURES**

5.1 Age Analysis

5.2 Debt Collection

5.3 Traffic Fines

5.4 Pound

5.5 Data Cleansing

5.6 Revenue Enhancement Strategy

6. **FINANCIAL IMPLICATIONS:**

Interest is added to all outstanding debtors. The Municipality has budgeted for the provision of bad debt.

7. **RECOMMENDATION:**

That this report be noted by the Committee and Council

**REPORT ON DEBTORS AGE ANALYSIS****QUARTER 1**

<b>MONTHS</b>	<b>AMOUNT OWING</b>
Dr Nkosazana Dlamini Zuma Municipality July 2020	R62 914 128,06
Dr Nkosazana Dlamini Zuma Municipality August 2020	R65 019 836,05
Dr Nkosazana Dlamini Zuma Municipality September 2020	R66 274 889,28

**REPORT ON INDIGENT MANAGEMENT****QUARTER 1**

<b>MONTHS</b>	<b>PROGRESS</b>
Dr Nkosazana Dlamini Zuma Municipality July 2020	1 510 indigents beneficiaries who collected their free basic electricity for the month of July 2020
Dr Nkosazana Dlamini Zuma Municipality August 2020	1 506 indigents beneficiaries who collected their free basic electricity for the month of August 2020
Dr Nkosazana Dlamini Zuma Municipality September 2020	1 490 indigents beneficiaries who collected their free basic electricity for the month of September 2020

**Additional information:**

- Dr Nkosazana Dlamini Zuma Municipality paid R104 422,93 for the free basic electricity for the month of July 2020
- Dr Nkosazana Dlamini Zuma Municipality paid R111 050,03 for the free basic electricity for the month of August 2020
- Dr Nkosazana Dlamini Zuma Municipality paid R110 527,71 for the free basic electricity for the month of September 2020

**REPORT ON TRAFFIC FINES****SEPTEMBER 2020**

<b>MONTHS</b>	<b>AMOUNT FOR NOTICES ISSUED</b>	<b>AMOUNT RECEIVED</b>
Dr Nkosazana Dlamini Zuma Municipality July 2020	R125 850,00	R5 450,00
Dr Nkosazana Dlamini Zuma Municipality August 2020	R81020,00	R11 300,00
Dr Nkosazana Dlamini Zuma Municipality September 2020	R57 600,00	R5 700,00

**REPORT ON ANIMAL POUNDS****JULY 2020****CREIGHTON ANIMAL POUND**

<b>IMPOUNDED ANIMALS</b>	<b>IN</b>	<b>OUT</b>	<b>REVENUE COLLECTED</b>
Cattle	02	02	<b>R 100.00</b>
Goats	00	00	
Sheep	00	00	
Horse	00	00	
Donkeys in pound	00	00	
Stock theft	1 Cow – Case Number 09/06/2020		
Cattle in pound	21		
Goats in pound	05		
Horses in pound	01		
Donkeys in pound	02		
Sheep in pound	02		
Death in the pound	1 Cow – Broken leg (Destroyed), 2 Goats – (Unknown)		

## HIMEVILLE ANIMAL POUND

IMPOUNDED ANIMALS	IN	OUT	REVENUE COLLECTED
Cattle	10	10	R 2655.00
Goats	24	03	
Sheep	08	0	
Horse	0	0	
Donkeys in pound	0	0	
Stock theft	1. Cas Nr. 44/07/2020 Himeville Saps 21 x Goats 08 x Sheep		
Cattle in pound	08		
Goats in pound	27		
Horses in pound	01		
Donkeys in pound	0		
Sheep in pound	09		
Death in the pound	01 x Cow (Calf), Date of Death: 27/07/2020		



AUGUST 2020

## CREIGHTON ANIMAL POUND

IMPOUNDED ANIMALS	IN	OUT	REVENUE COLLECTED
Cattle	01	00	R 1320. 00
Goats	90	87	
Sheep	00	00	
Horse	00	00	
Donkeys in pound	00	00	
Stock theft	0		
Cattle in pound	22		
Goats in pound	05		
Horses in pound	01		
Donkeys in pound	01		
Sheep in pound	02		
Death in the pound	1 Goat and 1 Donkey		

AUGUST 2020

## HIMEVILLE ANIMAL POUND

IMPOUNDED ANIMALS	IN	OUT	REVENUE COLLECTED
Cattle	09	09	R 1050.00
Goats	0	00	
Sheep	0	0	
Horses	09	06	
Donkeys in pound	0	0	
Stock theft	NIL		
Cattle in pound	07		
Goats in pound	27		
Horses in pound	04		
Donkeys in pound	0		
Sheep in pound	08		
Death in the pound	1 x Cattle due to unknown disease 1 x Sheep, 1 x Lamb, sheep died whilst giving birth and lamb died afterwards		

**REPORT ON DATA CLEANSING****QUARTER 1**

<b>MONTHS</b>	
Dr Nkosazana Dlamini Zuma Municipality July 2020	0 BJ 4 TJ (transfer transactions CoO) 20 queries via email 4 Change of Ownership GV updates 0 General updates 3 Pension rebates 6 Manual RCC 1
Dr Nkosazana Dlamini Zuma Municipality August 2020	Nothing was done because the system was not working in Himeville.
Dr Nkosazana Dlamini Zuma Municipality September 2020	

**REPORT ON QUERIES (CUSTOMER CARE)****QUARTER 1**

<b>MONTHS</b>	<b>NUMBER OF QUERIES RECEIVED</b>	<b>NUMBER OF QUERIES RESOLVED</b>
Dr Nkosazana Dlamini Zuma Municipality July 2020	47 RCC applications	25 RCC issued
Dr Nkosazana Dlamini Zuma Municipality August 2020	27 RCC applications	15 RCC issued
Dr Nkosazana Dlamini Zuma Municipality September 2020	44 RCC applications	10 RCC issued

**REPORT ON DEBT COLLECTION****QUARTER 1**

- Revenue Department has realised that more people are paying for their rates since the debt collection is done in house.
- The Debt Collection Department is up and running to help with collection of monies due to the Dr Nkosazana Dlamini Zuma Municipality.
- Debt Collection Department collected 112,06% in the month of September 2020.
- Quarter 1 collection rate is 76,33%

**ANNEXURE 5.2**

**REPORT ON COLLECTION RATE**

	Aug-20		Sep-20	
	Raised	Received	Raised	Received
RAT01	753 975,13	-1 135 604,78	753 225,29	-529 128,51
RAT02	532 982,56	-376 309,51	526 485,59	-214 758,24
RAT03	814 845,94	-659 946,89	818 314,09	-397 227,09
RAT04	826 096,52	-52 721,43	832 986,58	-52 806,40
RAT05	194,89	-0,03	196,90	-0,03
RAT08	300 703,85	-81 425,85	295 411,99	-187 900,87
RAT10	85 586,92	-112 737,26	85 767,01	-62 412,59
RAT11	2 028,84	0,00	2 028,84	0,00
RAT12	156 451,84	-93 196,89	156 815,80	-79 661,61
REFUSE	312 686,86	-256 371,69	312 550,48	-173 704,05
VAT	44 980,98	-34 619,77	44 980,98	-24 692,49
RENT	14 702,49	-10 236,16	14 702,49	-10 236,10
VAT	2 205,37	-1 535,36	2 205,37	-1 535,42
SUNDRIES	42 510,77	-3 060,87	42 510,77	-3 060,87
VAT	6 376,91	-459,13	6 376,61	-459,13
Total Incl	3 896 329,87	-2 818 225,62	3 894 558,79	-1 737 583,40
Total VAT	53 563,26	-36 614,26	53 562,96	-26 687,04
Total Excl	3 842 766,61	-2 781 611,36	3 840 995,83	-1 710 896,36
Total Rates	3 472 866,49	-2 511 942,64	3 471 232,09	-1 523 895,34
Total Services	423 463,38	-306 282,98	423 326,70	-213 688,06
Total ServicesExcl	369 900,12	-269 668,72	369 763,74	-187 001,02
Opening Balance	61 723 334,25		62 914 128,06	
Closing Balance		62 914 128,06		65 019 836,05
Collection Rates		-72,33		-44,62
				66 274 889,28
				-112,06



Main Street  
Creighton, 3263

P.O Box 62

Creighton 3263

Phone: +27 39 833 1038

Fax: +27 39 833 1179

Email: mailbox@ndz.gov.za

[www.ndz.gov.za](http://www.ndz.gov.za)

*A Better Place for All*

30 September 2020

## 5.2 DEBT COLLECTION REPORT

### Collection Plan for the month of October 2020

- Since lockdown restriction have been ease, in the Month of October 2020 both letters of demand will be posted to all customer with an outstanding debt of more than 60days.
- Top 10 customers for each category (Residential, Business, Agriculture) with the highest debt outstanding. site visits will be done to hand deliver final notices and ensuring customer sign to acknowledge receipt of final notices and also to obtain customer information contact number, email etc.
- Should customer not settling the account in full or come forward to make monthly arrangement top ten customer for each cotagory will be hand over.

### Monthly Payments Arrangements Report

Account	Name	Payment	Comment
39105	Ms D Veenstra	1 967.15	UpToDate
58838	Miss PN Moholi	1 000.00	UpToDate
13335	Mr BW Mtolo	-	Failed to honour arrangement, Account to be handover in the month of October 2020 total R25 285.60
30966	Eric M Jili	1 000	UpToDate
64039	NP Luzulane	1 000	Payment short by 556.20
25065	Mr SE Maphanga	1 000	UpToDate
46930	A BUNGANE	1 000	UpToDate
68105	SM & TC Dlamini	-	No payment in the month of September 2020, will follow up in the month of October 2020.
266152	AM Brandis	-	Failed to honour arrangement, Account to be handover in the month of October 2020 total R 39 202.00
128445	New line inv	-	Failed to honour arrangement, Account to be handover in the month of October 2020 total R324 822.24
89165	SG MTUNGWA	-	Failed to honour arrangement, Account to be handover in the month of October 2020 total R 61 872.20
21717	AQ Killian	-	Failed to honour arrangement, Account to be handover in the month of October 2020 total R18 551.02
68882	MA Pinchin	1 960.17	UpToDate
102615	PA Duma	-	No payment in the month of September 2020, will up in the month of October 2020

## Government debt Report.

- Government debt. A meeting was held with Nokukhanya from COGTA and Fikile from Provincial public works regarding a Provincial works government debt. Provincial has paid almost all their arrears debt with a few accounts they were querying. Most of the arrears balances from Provincial works are from section 14 school, school with no lease agreement. We were advised that for schools with no lease agreement, the debt is to be followed up with the owner of properties.

- Rural and Lands Affairs, a meeting was held with the department and Cogta. A resolution was taken regarding out the outstanding debt to prepare all invoices within the month of Sept 2020 and submit them to the department so their can fast track payment process.

15 invoices have been forwarded to the department of land affairs for payment. 5 of which are newly identified properties by land affairs, prior years invoices have been prepared and submitted.

- Meeting with national public works was held regarding the verification of properties which we believe belongs to National Public works. A resolution was taken for us to add more info on properties descriptions. It was agreed that information will be forwarded before 19<sup>th</sup> of Aug 2020 thereafter feedback on the verification of submitted list with will be given a week after submission.

5 properties have been verified as of National Public works with a total outstanding Bal of R938 726.00, invoice and recon of accounts will be prepared and submitted to national Public works for payments.

- Provincial Public works have settled all arrears for verified properties, currently preparing annual invoice for 2020/21 for submission.

Annual invoices have been prepared and submitted to Provincial Public works, currently waiting for payments.

17 properties have been identified as of Provincial Public works. Public works will send one of their official to do a physical verification also to find out what properties are being used for e.g. School, clinic etc.

- Water and Sanitation, 10 Properties have been verified as of Water and Sanitation, Cogta is assisting us with the contact person regrading recons and submission of invoices.

0 00109



Main Street  
Creighton, 3263

P.O Box 62

Creighton 3263

Phone: +27 39 833 1038

Fax: +27 39 833 1179

Email: [mailbox@ndz.gov.za](mailto:mailbox@ndz.gov.za)

[www.ndz.gov.za](http://www.ndz.gov.za)

*A Better Place for All*

30 September 2020

## 5.6: REVENUE ENHANCEMENT STRATEGY





Main Street  
Creighton, 3263

P.O Box 62

Creighton 3263

Phone: +27 39 833 1038

Fax: +27 39 833 1179

Email: [taylorc@ndz.gov.za](mailto:taylorc@ndz.gov.za)

[www.ndz.gov.za](http://www.ndz.gov.za)

### DR NKOSAZANA DLAMINI ZUMA MUNICIPALITY

		REVENUE ENHANCEMENT STRATEGY						
FUNCTION	PROBLEM STATEMENT OR CHALLENGE	EXTENT OF THE PROBLEM OR REVENUE LOSS	STRATEGIES	ACTIVITIES OR INTERVENTION	REVENUE IMPACT	BUDGET OR FINANCIAL IMPLICATION	TIMEFRAME AND PROGRESS TO DATE	RESPONSIBLE
Human Settlements	Lack of development in identified land parcels such as Creighton, Bulwer, Underburg and Himmeville	Loss of revenue from stands or properties	Dispose the available unused municipal residential land not earmarked for any municipal development	Establishment of townships and development of the identified land parcels by the service providers.	More Revenue to be generated.	To be quantified before finalization of the budget.	31 December 2019 Develop draft subdivision layout for Bulwer and the final Layout will be approved by the MPT by end of June 2019	Manager: Planning and Development

REVENUE ENHANCEMENT STRATEGY								
FUNCTION	PROBLEM STATEMENT OR CHALLENGE	EXTENT OF THE PROBLEM OR REVENUE LOSS	STRATEGIES	ACTIVITIES OR INTERVENTION	REVENUE IMPACT	BUDGET OR FINANCIAL IMPLICATION	TIMEFRAME AND PROGRESS TO DATE	RESPONSIBLE
Land Use Management	Formalisation of invalid areas next to Bulwer Township	Lack of collection of property rates and service charges in the areas	Expand revenue base through the tenure upgrade	Township establishment or formalization and transfer of the properties to the beneficiaries Sale of land already occupied	Additional property rates and service charges	Costs of formalisation	30 June 2020 COGTA is handling the Matter.	Manager Planning and Development
Land use Management	Inefficiencies in the approval of the building plans due to turnaround time	Long turnaround time to approve building plans	Enhance and improve on the building plan approval system (BAS)	Upgrade of the building plan approval application system Development of workflow procedures	Additional property rates and services charges revenues to be generated due to the increase in the value of the property.	Procure Application system	The approval of the building plans is no longer a challenge since they are no longer approved by the Council on the council date meeting. There are now approved by the Town Planning Portfolio	Manager Planning and Development

Economic Development	Lack of Infrastructure support for emerging enterprises	Loss of rental revenue from emerging enterprises	Development of incubation hubs	Development of business plans for the incubation hubs for grant funding. Development and management of the hubs	Rental revenue from the incubation hubs	Costs of building incubation hubs	Committee which site once in every two month. The department is no longer in a process of procuring a building plans filling system due to that the department of Coparate is in a process of procuring one.	Community Services Manager
Real Estate	Government amenities or facilities built on properties owned by the municipality, eg Underburg Clinic. Owners of low cost houses not following municipal process when upgrading/ extending their houses	Property rates revenue is not generated from these properties  Loss of revenue on upgraded components	Improve property rates revenue generation	Transfer the properties to relevant government departments and entities  Develop 3 different building plans to be used by low cost owners at no fee or lower fee	Additional property rates and service charges, revenue to be generated due to the increase in the value of the property	Operational Costs	30 June 2020 Ongoing	Office of the Municipal Manager / Planning Development Manager

<p>Waste Management</p>	<p>Inadequate capacity to render commercial, industrial and bulk or special waste removal services</p>	<p>Loss of revenue in business and industrial areas</p>	<p>Enhancing refuse removal and generating revenue</p>	<p>Conduct capacity assessment analysis to render the waste collection services Extend the waste collection services to commercial and industrial areas</p>	<p>Additional revenue is projected to be generated</p>	<p>Operational Costs</p>	<p>December 2019 Waste collection has been extended to commercial and industrial areas December 2019</p>	<p>Assistant Manager Public Works and Basic Services</p>
-------------------------	--	---	--	---	--	--------------------------	--	--

REVENUE ENHANCEMENT STRATEGY

FUNCTION	PROBLEM STATEMENT OR CHALLENGE	EXTENT OF THE PROBLEM OR REVENUE LOSS	STRATEGIES	ACTIVITIES OR INTERVENTION	REVENUE IMPACT	BUDGET OR FINANCIAL IMPLICATION	TIMEFRAME AND PROGRESS TO DATE.	RESPONSIBLE
Traffic Fines Revenue	Lack of enforcement measures to execute Warrant of Arrest (WoA)	Outstanding income out of Traffic fines Warrant of Arrest	Improve execution of Warrant of Arrest	Implement a bulk SMS/MMS system Maximise the utilization of the Municipal Court Implement traffic payments Portal	Additional Revenue		ANPR Trailer has been procured and currently functional Target Met	Protection Services Manager

REVENUE ENHANCEMENT STRATEGY									
FUNCTION	PROBLEM STATEMENT OR CHALLENGE	EXTENT OF THE PROBLEM OR REVENUE LOSS	STRATEGIES	ACTIVITIES OR INTERVENTION	REVENUE IMPACT	BUDGET OR FINANCIAL IMPLICATION	TIMEFRAME AND PROGRESS TO DATE	RESPONSIBLE	
Licensing Services revenue	Outdated Service Level Agreement between the municipality and the Provincial Department of Safety	The full cost of rendering the licensing services on behalf of the Provincial Department is not fully recovered with the 8%-20% agency fees	To enhance licensing fee revenue	Re-model cost of the licensing services due to the amalgamation  Re-negotiate the licensing service level agreement with Provincial Department of Safety	Additional Revenue	Operational Costs	This is a standard rate provincially and hence can only be dealt with at a Provincial level.	Protection Services Manager and Chief Financial Officer  Protection services manager	
Property rates revenue	Loss of revenue due to properties registered in the name of municipality occupied/ owned by third parties	Properties are registered in the name of the municipality resulting in a possible loss of income	To enhance the property rates revenue generation	Identify and verify all properties registered in the municipality to be transferred to the rightful owners	Additional Property rates	Operational Costs	30 June 2020	Manager Planning and Development	
	Government and business properties in the state trust and communal land are not listed on the general valuation roll	Approximately few government facilities situated in the communal land are not included on the valuation roll (schools, clinics and police stations etc)	Expand the property rated revenue base	Develop individual property diagrams and formalization of the individual properties	Revenue base to increase	Operational/Consultancy Costs	30 June 2020 An investigation will be done for completeness of General Valuation Roll	Manager Planning and development	

REVENUE ENHANCEMENT STRATEGY								
FUNCTION	PROBLEM STATEMENT OR CHALLENGE	EXTENT OF THE PROBLEM OR REVENUE LOSS	STRATEGIES	ACTIVITIES OR INTERVENTION	REVENUE IMPACT	BUDGET OR FINANCIAL IMPLICATION	TIMEFRAME AND PROGRESS TO DATE	RESPONSIBLE
Solid Waste Revenue	Solid Waste Revenue not optimised	Some households are not billed for refuse removal, resulting in a loss of revenue from end users	To enhance refuse removal revenue generation	Reconcile the billing database, refuse removal register and the property master register	Additional revenue will be generated	Operational Costs	31 December 2019. Revenue unit is liaising with building inspector for completion certificate so refuse can be add on property and field varication has been done for Creighton for refuse collection points. The process is on going for other municipal towns	Chief Financial Officer
Financial Management	The cost of rendering services is not in line with the principles of financial management relating to effectiveness, efficiency and value for money	Trading services, refuse removal are not generating trading surpluses, cost incurred cannot be traced to the value chain of rendering services. Support services costs are not allocated to the primary service functions	Implement value chain analysis and cost remodeling strategy	Conduct cost remodeling on all primary service delivery functions  Develop new tariff structure for refuse Develop new tariff structure for service and sundry charges	Additional revenue	Operational Costs	31 JAN 2021  A detailed report will be done based on cost incurred for collection of refuse and cost incurred to transfer refuse to transfer stations.	Chief Financial Officer
Maintenance of	Investors and	Residents leaving the	Keep out towns	The relevant	Revenue	Operational Costs	On-going	Manager Public works

Municipal Towns	Ordinary citizens discouraged to reside in NDZ	area because of poor management of towns.	clean, safe	department should develop a plan to ensure that all towns are kept clean such as grass cutting and landscaping	protection		and Basic Services. Municipal Manager
Local Economic Development and Tourism	Lack and Failure to Attract potential investors	Investors not aware of potential opportunities available at NDZ	Investors conference	Management to request Office Bearers to lead negotiations of attracting potential investors	Revenue growth	Planning costs	LED Manager Municipal Manager

As from 01 June 2019 and ongoing



REVENUE ENHANCEMENT STRATEGY								
FUNCTION	PROBLEM STATEMENT OR CHALLENGE	EXTENT OF THE PROBLEM OR REVENUE LOSS	STRATEGIES	ACTIVITIES OR INTERVENTION	REVENUE IMPACT	BUDGET OR FINANCIAL IMPLICATION	TIMEFRAME AND PROGRESS	RESPONSIBLE
Tarrifs on refuse collection	Illegal dumping of garden and other refuse	To be determined by study	Private dumpers to be charged  Illegal dumpers to be fined	The department will conduct a study on how to enforce the bylaws for dumping illegally  Enforcement of all municipal bylaws	Refuse income to	Operational Coosts	30 Sept. 2019 illegal dumping sites have been identified within NDZ, Clean-up compaigns have been initiated in areas identified. Bulwer Clean up Campaign was undertaken 21 May 2019 and 67 Minutes Clean up was undertaken at Colokodo 18 July 2019.	Assistant PWBS Manager
Municipal support to LED Initiatives				The municipal budget should cater for the proposed LED projects as these projects will assist to generate more revenue for the municipality			Before end of December 2020	Management

**REVENUE ENHANCEMENT STRATEGY**

FUNCTION	PROBLEM STATEMENT OR CHALLENGE	EXTENT OF THE PROBLEM OR REVENUE LOSS	STRATEGIES	ACTIVITIES OR INTERVENTION	REVENUE IMPACT	BUDGET OR FINANCIAL IMPLICATION	TIMEFRAME AND PROGRESS TO DATE	RESPONSIBLE
Property Development	Illegal occupants on Transnet houses in Donnybrook and unavailability of land in Donnybrook area	Unable to develop Donnybrook since it privately owned. The municipality is currently negotiating with Transnet to permit the municipality to acquire 36 houses in Donnybrook. These houses have been vandalized and occupied illegally by individual citizens. The municipality could potentially generate approximately R1.2 million per annum on rental income.	Facilitate ownership of Transnet land/houses to the municipality	Follow ups with Transnet Asset Division	Rental Income	Transfer Costs	30 December 2020  Awaiting response from Transnet	Municipal Manger
Business Licences	Businesses operate without business licences	All businesses at (former) Ingwe operate without business licences and thus the Municipality must implement a policy for licencing businesses			Licence fees revenue will improve	Operational Costs	31 October 2019	Planning and Development Manger
Commercial/outdoor advertising	The municipality is not charging businesses when they advertising		Communicate outdoor tariffs with affected businesses				30 June 2020 The municipality is still in the	Community Services Manager

	on municipal space	Enforce outdoor advertising bylaws					process of identifying space for outdoor advertising and engaging community about outdoor advertising by laws
--	--------------------	------------------------------------	--	--	--	--	---

**REVENUE ENHANCEMENT STRATEGY**

<b>FUNCTION</b>	<b>PROBLEM STATEMENT OR CHALLENGE</b>	<b>EXTENT OF THE PROBLEM OR REVENUE LOSS</b>	<b>STRATEGIES</b>	<b>REVENUE IMPACT</b>	<b>BUDGET OR FINANCIAL IMPLICATION</b>	<b>TIMEFRAME AND PROGRESS TO DATE</b>	<b>RESPONSIBLE</b>
Private Partnerships			The Municipality should invite property developers and investors in the jurisdiction of the Municipality to develop productive and economic projects to generate municipal revenue and increase employment.		Operational	Ongoing, In a process of sub dividing municipal land, once sub divided equip with service before we can sell the land. Currently in Donnybrook there is an investor developing the town.	Planning and Development Municipal Manager

**REPORT ON SUPPLY CHAIN MANAGEMENT FOR THE MONTH OF 30 SEPTEMBER  
2020-NDZ MUNICIPALITY**

**AUTHOR: CHIEF FINANCE OFFICER  
( File Ref: Budget and Treasury Office)**

**(1<sup>st</sup> Level : Manco)  
(2<sup>nd</sup> Level : Finance Committee)  
(3<sup>rd</sup> Level : Exco)  
(4<sup>th</sup> Level : Council)**

**1. PURPOSE OF REPORT**

To present the Implementation of the Supply chain management policy to the Committee and Council on purchases on made by the municipality for the month ended 30 September 2020.

**2. BACK GROUND**

The Act on local Government: Municipal Finance Management Act No 56, 2003 Chapter 11, the municipal supply chain management Regulation, as published in the Government Gazette on 30 May 2005 and the Supply Chain Management Policy as adopted by Council state that a report must be submitted to committees and council, in order to create a transparent image to all processes in the Supply Chain Management Division

**3. LEGAL AND STATUTORY REQUIREMNT**

- Constitution of Republic of South Africa, Act No 108 of 1996
- Municipal Finance Management Act, No 56 of 2003
- Preferential Procurement Policy Framework Act 2017 Section 71
- Board Based Black Economic Empowerment Amended Act,2013 (Act Non.46 of 2013)
- Supply Chain Management policy

**4. RANGE OF PROCUMENT**

- 4.1 Orders up to the transaction value of R 1 to R 2000,00
- 4.2 Three written or verbal quotation for procurement of a transaction value between R 2001 to R 10 000,00.
- 4.3 Three different written quotation for procurement between R 10 000,01 to R 30 000,00.
- 4.4 At least three formal quotation written quotes, to be scored on price & targeted goals points designed in terms of the New Preferential Procurement Point Framework Act and regulation's well as the Broad Base Black Economic Empowerment Act for procurement above R 30 000,00 to R 200 000,00.
- 4.5 Bids process for procurement above R 200 000,00

**5. STAFF IMPLICATIONS**

5.1 There is no staff implication

**6. BID COMMITTEE SITTINGS**

<b>6.1 Bid Specification Committee</b>	<b>: 3</b>
<b>6.2 Bid Evaluation Committee</b>	<b>: 1</b>
<b>6.3 Bid Adjudication Committee</b>	<b>: 2</b>

**Note:** The bid committees are expected to sit at least 4 times a month as per SCM calendar.

**7. FINANCIAL IMPLICATION / EXPENDITURE**

<b>7.1 QUOTATION ORDERS</b>	<b>: R 1 388 213,96</b>
<b>7.2 DEVIATIONS</b>	<b>: R 0, 00</b>
<b>7.3 IRREGULAR EXPENDITURE</b>	<b>: R 0, 00</b>
<b>7.4 FRUITLESS AND WASTEFUL EXPENDITURE</b>	<b>: R 0, 00</b>
<b>7.5 UNAUTHORISED EXPENDITURE</b>	<b>: R 0, 00</b>
<b>7.6 FUNERAL</b>	<b>: R 1 500,00</b>
<b>7.7 AWARDS BETWEEN R 30 000,00 – 200 000</b>	<b>: R 0, 00</b>
<b>7.8 AWARDS MORE THAN R 200 000, 00</b>	<b>: R 922 866,50</b>
<b>7.9 FUEL ORDERS</b>	<b>: R 6 600,00</b>
<b>7.10 Transversal Contract</b>	<b>: R 0, 00</b>

**8. ANNEXURES**

- 8.1 Annexure "A" – Quotation orders below R 200 000,00
- 8.2 Annexure "B" – Deviation and irregular expenditure
- 8.3 Annexure "C" – Funeral
- 8.4 Annexure "D" – Awards more than R 200 000, 00
- 8.5 Annexure "E" – Fuel orders
- 8.6 Annexure "F" - Fruitless and wasteful expenditure
- 8.7 Annexure "G" – Unauthorised expenditure
- 8.8 Annexure "F" – Transversal Contract

**9. RECOMMENDATIONS**

That this report to be noted by Committee

**QUOTATION ORDERS BELOW R 30 000,00**

ORDERS REPORT FOR THE PERIOD OF SEPTEMBER 2020 (Annexure A)			
PETTY CASH R0.01--R2000			
ORDER NUMBER	COMPANY NAME	SERVICE	AMOUNT
3526	Charfos Logistics	Procurement of 4 x USB's for development and planning officials	R540,00
3525	Go Mobile Projects	Procurement of 2 x back pack for Mr Mazibuko and Mr S Gwala	R1 970,00
3524	My Lucy	Procurement of external hard drive for GIS officer Mr P Sosibo	R1 378,85
3533	Anvision Computers	Procurement of laptop bag for Mrs NN Vakalisa Strategic Services Manager	R749,00
3562	Tunimart Travel Agency	Venue for 30 people for a consultation meeting in Underberg on the 15/09/2020	R1 113,88
3561	Tunimart Travel Agency	Accommodation for Mr Sibiyi attending hearing at PMB from 14-15/09/2020	R1 627,20
3545	Anvision Computers	Procurement of laptop equipment for HR clerk Mr NB Khubone ( charger and laptop back pack)	R1 632,00
3443	Nashua	Procurement of 2 x pound registers	R908,50
3444	My Lucy	Procurement of microsoft (2016) office for Miss N Khubone	R1 725,00
3564	Tunimart Travel Agency	Accommodation for Mr MW Dlamini attending an arbitration meeting in Durban Check In: 29/09/ Out: 30/09/2020	R1 742,20
3575	Anvision Computers	Procurement of a new battery for Mr TI Khumalo's laptop	R946,00
3571	Ayanda Mbaniga Communications	Advert: Erratum on Renovations/ and Himeville fencing	R1 162,42
<b>Total</b>			<b>R15 495,05</b>





FORMAL WRITTEN QUOTATIONS BETWEEN R5001 – R200 000 (Annexure A) FOR SEPTEMBER 2020			
Order Numbers	Company Name	SERVICE	Amount
3394	Ayanda Mbanga Communications	Advert for the following asphalt roads: Creighton road, Donnybrook road, Bulwer road, Underberg road and Himeville road on local newspaper	R7 077,16
3645	Anvision Computers	Procurement of laptop and back pack for Miss N Xaba	R24 946,00
3445	Nashua	Procurement of office stationery: 50 x carboard tabs(10's) and 25 x plastic file dividers(10's)	R6 641,25
3642	Game on Projects & Investments	Procurement of treated poles for fixing municipal padlock	R27 750,00
3395	Nashua	Procurement of laptops and laptop bag for Youth Officer	R21 148,50
3397	Anvision Computers	Procurement of laptop and back pack for Himeville animal pound office	R19 981,00
3396	Go Mobile Projects	Procurement of laptop, microsoft office and laptop back pack for Miss PN Dlamini	R27 938,25
3518	Ezimaphikabomvu Trading	Procurement of 150 x faceshield for municipal workers to protect against COVID 19 pandemic as per Government Regulations.	R 11 250,00
3471	Nashua	Procurement of electrical kitchen appliances for fire station: 4 plate stove, double door fridge, 20lt microwave, 1,7lt kettle, 5 bar quartz heater with fan and humidifier - 2000W black	R 17 498,40
3529	Poopie Naidoo	Running shoes for Thabani Changwe in ward 9	R 10 396,00
3643	Mathutha Trading Enterprise (PTY) LTD	Procurement of cleaning material for EPWP & PWBS centres: 7 x 25lts sunlight liquid, 7 x 25lts handy andy, 7 x 25lts hand soap (pink) and 7 x 25lts jeyes fluid.	R 15 625,00
3522	Underberg Forge	Procurement of medication for treatment of the animals at the Himeville and Creighton pound: solution LA2 x 500ml combo, electroguard NF 1 litre, AD3E 500ml, coopers supacip 5 lts and futaspray wound Arosol 400ml.	R 6 663,47
3527	Go Mobile Projects	Procurement of television and camera for fire station: television 48 inch/ 147 cm tv with wall mount and camera with flash light and date and time stamp.	R 11 345,00
3379	Zingy and Sons	Procurement of Disaster Management Relief: 30 x blankets, 30 x mattresses and 30 x plastic sheets (heavy - duty)	R 29 820,00
3528	Tunimart Travel Agency	Accommodation for Mrs C Taylor and Mr SA Radebe attending Skills Audit Data Analysis and report writing training at COGTA Mayville in Durban from 09-11/09/2020	R 6 508,80
3557	Tunimart Travel Agency	Accommodation for Finance unit attending CPMD: Miss P Dlamini, Miss K Mbele, Mr N Hadebe and Miss T Mathia from 27/09/2020 - 01/10/2020	R 27 875,20
3579	Mpumelicious Trading	Catering for 80 delegates attending Youth camp to be held in Hela Hela for 2 days (Morning tea; Lunch; Afternoon tea; and dinner	R 29 000,00
3558	Tunimart Travel Agency	Accommodation for Miss A Van Zyl a newly appointed Internal Audit manager Check In: 14/09/2020 Check Out: 13/10/2020	R 19 162,40
3565	Four Stars Communication Training	Training for 20 local crafters to be held in Underberg on the 16th of September 2020	R 10 580,00
3555	CPW Printers	Procurement of 50 traffic fine books	R 15 487,50
3473	Singela Trading & Enterprise	Procurement of Protective Clothing for PWBS staff for year 2020/2021	R 491 026,85
3534	Solly-M Sport	Training material for Philip Shezi Local athlete	R 5 095,00
3535	Solly-M Sport	Training material for Malibongwe Dlamini Local athlete	R 5 694,00
3475	Tunimart Travel Agency	Accommodation for 58 delegates and a conference venue for 80 delegates attending youth camp to be held in Hela Hela for 2 days	R 82 517,60
3581	Association	Hire of 2 taxis to transport youth from Ward 1;2;4;13;6;10;11 and 12 attending a youth camp in Hela Hela	R 21 000,00
3574	Regency Office Furniture	Procurement of 3 office chairs for youth officers' office	R 5 152,00
3564	Eyethu 360 Projects	Service provider to workshop 20 Local crafters for Bulwer	R 11 000,00
3523	Ngwekazi Catering and Take away	Catering for 50 people attending MEC's champion's visit to be held in Creighton (Morning tea and Lunch)	R 9 750,00
3552	Ayanda Mbanga Communications	Advert: Bid invitation for a Panel of 3 service providers each project (PWBS B010; B011; B012;B015; B013; B014; COMM-B016; BTO-B017	R 5 002,96



# FUEL ORDERS



# FUNERAL SUPPORT



# **TRANSVERSAL CONTRACT**





**QUOTATION BETWEEN  
R 30 000,01 - R 200 000,00**

9.1 BIDS BELOW R 200 000,00 AWARDED IN THE PERIOD OF SEPTEMBER 2020			
Name of Service Provider	Service Rendered	Amount	Procurement plan
<b>TOTAL</b>		<b>R 0,00</b>	

**AWARDS MORE THAN ABOVE R 200 000,00**

9.1 BIDS ABOVE R 200 000,00 AWARDED IN THE PERIOD OF SEPTEMBER 2020			
Name of Service Provider	Service Rendered	Amount	Procurement plan
Sumitomo Rubber South Africa	Supply and delivery of 2X Fully fledged containers with machiner for tyre	R 500 000,00	Yes
Fast Moving Trading t/a FMT Data	Service provider for verification of indigent listing (3 years contract)	R 422 866,50	Yes
Ikhenani Leithu (Pty) Ltd	Panel of 3x Service providers to provide Honey sucking services and High pressure water jetting services for a period of 36 months		
Mkholwa IT Services t/a Mkholwa Transport and Plant Hire	Panel of 3x Service providers to provide Honey sucking services and High pressure water jetting services for a period of 36 months		
Shemuntu and Son's (Pty) Ltd	Panel of 3x Service providers to provide Honey sucking services and High pressure water jetting services for a period of 36 months		
<b>TOTAL</b>		<b>R 922 866,50</b>	

**DEVIATION  
IIRREGULAR EXPENDITURE  
FRUITLESS AND WASTEFULL EXPENDITURE  
UNAUTHORISED EXPENDITURE**



**% STATISTICS ANALISYS REPORT  
(Location, youth and woman)**

**% STATISTICS REPORT ON SCM ORDERS  
SUMMARY OF ORDERS FOR THE PERIOD OF SEPTEMBER 2020 (see Annexure A)**

DESCRIPTION	RANGE	Expenditure Per Location				DISTRICT	KZN	SA
		AMOUNT	NDZ	KZN	SA			
Verbal Quotations	R0.01-R2000	R 15 495,05	R 985,00	R -	R -	R 6 483,35	R 8 026,70	
Verbal or Written Quotations	R2001-R5000	R 55 945,24	R 6 085,30	R -	R -	R 24 365,82	R 25 494,12	
Formal Written Quotations	R 5001-R 30000	R 1 316 773,67	R 224 306,10	R -	R 51 650,00	R 852 364,46	R 188 453,12	
<b>TOTAL GENERAL ORDERS</b>		<b>R 1 388 213,96</b>	<b>R 231 376,40</b>		<b>R 51 650,00</b>	<b>R 883 213,63</b>	<b>R 221 973,94</b>	
Tenders	Above R200 001	R 922 866,50	R -	R -	R -	R 500 000,00	R 422 866,50	
Quotations	R 30001-R 200000	R -	R -	R -	R -	R -	R -	
Petrol Orders		R 6 600,00	R 6 600,00	R -	R -	R -	R -	
Funeral Assistance Orders		R 1 500,00	R 1 500,00	R -	R -	R -	R -	
Deviations		R -	R -	R -	R -	R -	R -	
Irregular Expenditure		R -	R -	R -	R -	R -	R -	
Fruitless and wasteful expenditure		R -	R -	R -	R -	R -	R -	
Unauthorised expenditure		R -	R -	R -	R -	R -	R -	
Transversal Contract		R -	R -	R -	R -	R -	R -	
<b>TOTAL ORDERS</b>		<b>R 2 319 180,46</b>	<b>R 239 476,40</b>		<b>R 51 650,00</b>	<b>R 1 383 213,63</b>	<b>R 644 840,44</b>	

	% Spent Per Location
NDZ	10%
DISTRICT	2%
KZN	60%
SA	28%

**TOTAL EXPENDITURE**

**Gender % Ownership**

	%Woman	ownership	%Disabled	
NDZ	54%	40%	0%	These rates are based on Total expenditure per Location
DISTRICT	78%	78%	0%	
KZN	3%	1%	0%	
SA	16%	0%	0%	



**REPORT ON SUPPLY CHAIN MANAGEMENT FOR THE MONTH OF JULY, AUGUST  
AND SEPTEMBER 2020-NDZ MUNICIPALITY**

**AUTHOR: CHIEF FINANCE OFFICER**  
**( File Ref: Budget and Treasury Office)**

**(1<sup>st</sup> Level : Manco)**  
**(2<sup>nd</sup> Level : Finance Committee)**  
**(3<sup>rd</sup> Level : Exco)**  
**(4<sup>th</sup> Level : Council)**

**1. PURPOSE OF REPORT**

To present the Implementation of the Supply chain management policy to the Committee and Council on purchases on made by the municipality for the 1<sup>st</sup> quarter July, August and September 2020

**2. BACK GROUND**

The Act on local Government: Municipality Finance Management Act No 56, 2003 Chapter 11, the municipal supply chain management Regulation 6, as published in the Government Gazette on 30 May 2005 and the Supply Chain Management Policy regulation 6 (3) as adopted by Council state that a report on implementation of Supply Chain Policy must be submitted within 10 day of each quarter to committees and council, in order to create a transparent image to all processes in the Supply Chain Management Division

**3. LEGAL AND STATUTORY REQUIREMNT**

- Constitution of Republic of South Africa, Act No 108 of 1996
- Municipal Finance Management Act, No 56 of 2003
- Preferential Procurement Regulation,2011
- Board Based Black Economic Empowerment Amended Act,2013 (Act Non.46 of 2013)
- Supply Chain Management policy

**4. RANGE OF PROCUMENT**

- 4.1 Orders up to the transaction value of R 1 to R 2000,00
- 4.2 Three written or verbal quotation for procurement of a transaction value between R 2001 to R 10 000,00.
- 4.3 Three different written quotation for procurement between R 10 000,01 to R 30 000,00.
- 4.4 At least three formal quotation written quotes, to be scored on price & targeted goals points designed in terms of the New Preferential Procurement Point Framework Act and regulation's well as the Broad Base Black Economic Empowerment Act for procurement above R 30 000,00 to R 200 000,00.

4.5 Bids process for procurement above R 200 000,00

## **TABLE OF CONTENTS**

- 1. INTRODUCTION**
- 2. FUNCTIONING OF SCM UNIT**
  - 2.1 DECLARATION OF INTEREST BY SCM PERSONNEL
  - 2.2 ADEQUACY OF PERSONNEL WITH SCM
- 3. FUNCTIONING OF BID COMMITTEES MEETINGS**
  - 3.1 CONSTITUTION OF BID COMMITTEES
  - 3.2 BID COMMITTEE MEMBERS DECLARATIONS
- 4. SECTION 114 DEVIATIONS**
- 5. REGULATION 32**
- 6. REGULATION 36 DEVIATIONS**
- 7. QUOTATION AWARDED BETWEEN R 30 000,00 to R 200 000,00**
- 8. SPEND ANALYSIS**
  - 8.1 BIDS AWARDED
  - 8.2 BURIAL ASSISTANCE
- 9. CONTRACT MANAGEMENT**
- 10. IRREGULAR EXPENDITURE**
- 11. LEASE AGREEMENTS**
- 12. FRUITLESS & WASTEFUL EXPENDITURE**
- 13. UNAUTHORIZED EXPENDITURE**
- 14. TRANSVERSAL CONTRACT**

## 1. INTRODUCTION

Regulation 6(3)(4) of the Municipal SCM Regulation requires that on a quarterly basis the accounting officer must submit to the Mayor a report on the implementation of the SCM Policy no later than 10 days after each quarter. Subsection 4 further states that the report must be made public in accordance with section 21A of the Municipal System Act.

## 2. FUNCTIONS OF THE SCM UNIT

### 2.1 DECLARATION OF INTEREST BY SCM PERSONNEL

All members of Bid Committees had signed declaration of interest and code of conducts.

### 2.2 ADEQUACY OF PERSONNEL WITHIN SCM

All SCM personal are competence and capable of performing their duties

## 3. FUNCTIONING OF BID COMMITTEES

### 3.1 CONSTITUTION OF BID COMMITTEES

The 3 bid committees namely the Bid Specifications Committee, Bid Evaluation and The Bid Adjudication Committee have been constituted adequately in line with the SCM regulation requirements.

### 3.2 BID COMMITTEE MEMBERS DECLARATIONS

Bid Evaluation and Adjudication Committee members declared their interest at every sitting of the committees held with the 01<sup>st</sup> quarter and no conflicts of interest were recorded for discussion.

## 4. SECTION 114 DEVIATIONS

No awards were made to supplier other than the ones recommended.

## 5. REGULATION 32

Regulation 32(1) of the Municipal supply Chain allows the accounting officer to procure good or service for the Municipality or Municipal Entity under contract secured by another organ of state.

Date	Supplier	Details	Amount
No Regulation 32 in the last quarter			

## 6. REGULATION 36 DEVIATIONS

Date	Supplier	Details	Reason for Deviation	Amount®
21/07/2020	Capmed Health	Request for a medical practitioner to test municipal employees.	Health practitioner to test 25 municipal employees for COVID 19.	R30 000,00
24/08/2020	Truvelo Africa Electronics	Service of calibration speed camera	Truvelo was the only service provider to service the speed camera from the traffic Department	R9 446,91
24/08/2020	NUD Towing and Recovery	Towing of unattended vehicle from Underberg to Creighton	The services were required due to an emergency on the road. Vehicles abandoned on the road (Toyota Tazz R617 NUD)	R2 950,00
24/08/2020	NUD Towing and Recovery	Towing of unattended vehicle R 617 Bulwer to Creighton	The services were required due to an emergency on the road. Vehicles abandoned on the road (white Renault Stepway R617 Bulwer)	R2 800,00

Total for Dev.

R 45 196,91

**7. QUOTATION AWARDED BETWEEN R 30 000,01 – R 200 000,00**

<b>BIDDERS NAME</b>	<b>DESCRIPTION</b>	<b>AMOUNT ®</b>
<b>Total</b>		<b>R 0,00</b>

## 8. SPEND ANALYSIS

MONTH	July 2020	August 2020	September 2020	Total for the Quarter	%Spend contribution
Petty Cash	R 497,00	R 4 791,39	R 15 495,05	R 20 783,44	0.13%
Verbal or Written Quotations	R 0,00	R 12 456,19	R 55 945,24	R 68 401,43	0.43%
Formal Written quotation	R 137 432,78	R 465 956,43	R 1 316 773,67	R 1 920 162,88	12.12%
Quotation	R 0,00	R 0,00	R 0,00	R 0,00	0.00%
Tender	R 12 837 621,33	R 0,00	R 922 866,50	R 13 760 487,83	86.88%
Petrol orders	R 2 750,00	R 4 800,00	R 6 600,00	R 14 150,00	0.08%
Funeral Orders	R 6 000,00	R 0,00	R 1 500,00	R 7 500,00	0.04%
Irregular Expenditure	R 0,00	R 0,00	R 0,00	R 0,00	R 0,00
Fruitless & Wasteful Expenditure	R 0,00	R 0,00	R 0,00	R 0,00	R 0,00
Unauthorised Expenditure	R 0,00	R 0,00	R 0,00	R 0,00	R 0,00
Deviations	R 30 000,00	R 15 196,91	R 0,00	R 45 196,91	0.28%
Transversal Contract	R 0,00	R 0,00	R 0,00	R 0,00	R 0,00
<b>Totals</b>	<b>R 13 014 301,11</b>	<b>R 503 200,92</b>	<b>R 2 319 180,46</b>	<b>R 15 836 682,49</b>	<b>100%</b>

## 8.1 BIDS AWARDS ABOVE R 200 000,01

LENGTH OF TIME FOR TENDER	APPOINTMENT DATE	CLOSING DATE OF ADVERT	BIDDERS NAME	DESCRIPTION	AMOUNT	BBBEE POINTS CLAIMED
92	22/07/2020	13/03/2020	Majiki Construction (PTY) LTD	Construction of Underberg Town Hall Phase 1 ward 3	R 10 168 150,79	20 points
137	06/07/2020	20/12/2019	Ukwazi Home Development	Construction of Centocow Taxi Rank and Toilets Phase 2	R 2 669 470,54	20 points
149	25/09/2020	28/02/2020	Sumitomo Rubber South Africa	Supply and delivery of 2X Fully fledged containers with machiner for tyre	R 500 000,00	20 points
128	11/09/2020	16/03/2020	Fast Moving Trading t/a FMT Data	Service provider for verification of indigent listing (3 years contract)	R 422 866,50	20 points
<b>Total</b>					<b>R 13 760 487,83</b>	





### 8.3 DATABASE REGISTRATION

The supplier were last invitation to register on Central Supplier Database in 2018/2019 financial year

### 9. CONTRACTS MANAGEMENT

#### New Contract in the 01<sup>st</sup> Quarter

Service Provider	Name of project	Duration of contract
Ikhenani Lethu (Pty) Ltd	Panel of 3x Service providers to provide Honey sucking services and High pressure water jetting services for a period of 36 moths	3 years
Mkholwa IT Services t/a Mkholwa Transport and Plant Hire	Panel of 3x Service providers to provide Honey sucking services and High pressure water jetting services for a period of 36 moths	3 years
Shemuntu and Son's (Pty) Ltd	Panel of 3x Service providers to provide Honey sucking services and High pressure water jetting services for a period of 36 moths	3 years



14. TRANSVERSAL CONTRACT

Service Provider	Name of project	Amount
None		
<b>Total</b>		<b>R 0,00</b>

0 00153



**PROCUREMENT PLAN IMPLEMENTATION REPORT/ BIDS AND QUOTATION PROGRESS  
REPORT FOR SEPTEMBER 2020**

DR NKOSAZANA DLAMINI ZUMA MUNICIPALITY  
SUPPLY CHAIN MANAGEMENT

PROCUREMENT PLAN IMPLEMENTATION  
REPORT/ BIDS AND QUOTATION PROGRESS  
REPORT FOR SEPTEMBER 2020

Description	Bid No	Closing Date	Targate date	Status	Comment
Electrification of [GREATER STEPMORE PH 3(fareway,ntwasahlobo,Mqutshana), GREATER HNLANHLENI/GOXHILL PH3, GREATER UNDERBERG PH 3(Khubeni, ST Frances), GREATER BULWER PH 3(Khenana, Xosheyakhe, Dingeka, Ngonyama, Ntokozweni), GREATER NKUMBA PH 3(Ntabamakhaba, mazizini, Sharp)]	PWBS-B001/20/21	10/07/2020	October	Intention to award	There were delays on committees due to covid 19
Electrification of [GREATER AMAKHUZE/CABAZI PH3(zidweni, Madwaleni, Phayidali, Sdangeni) Khukhulela/Nomagaga PH3(Dazini, Ndodeni) CENTOCOW/HLABENI PH3(Ngcsheni, Sbovini, Scedeni) Gqumeni/Mqudekweni PH3(Tars valley), GREATER NGWAGWANE PH3(Sonyongwane, Mkhazeni, Mwaneni)]	PWBS-B002/20/21	10/07/2020	October	Intention to award	There were delays on committees due to covid 19
Electrification of [GREATER NKWEZELA PH 3(Bhambatha, Tafuleni, Sopholile), BHIDLA/SIZANEN JANA PH 3(Mqulela, lubovana, Mphithini), GREATER DONNYBROOK PH 3(Dumabezwe, Seaford), MJILA/CREIGHTON PH 3(Ndebeni, Nomgidi) SANDANEZWE/MASAMINI PH 3(Khethokuhle, Sawoti, Jani)]	PWBS-B003/20/21	10/07/2020	October	Intention to award	There were delays on committees due to covid 19
Renovation of Himeville Office	PWBS-Q005/20/21	31/07/2020	October	Evaluation	There were delays on committees due to covid 19
Supply, Delivery and Installation of Water Tanks	PWBS-Q009/20/21	31/07/2020	October	Evaluation	There were delays on committees due to covid 19

Supply and Installation of Bulwer Cemetery fencing	PWBS-Q001/20/21	31/07/2020	October Evaluation	There were delays on committees due to covid 19
Renovation of Himeville Transfer station	PWBS-Q012/20/21	31/07/2020	October Evaluation	There were delays on committees due to covid 19
Supply and Delivery of Fire Fighters Uniform	COMM-Q007/20/21	31/07/2020	October Evaluation	There were delays on committees due to covid 19
Renovation of Old Main Building	PWBS-Q008/20/21	31/07/2020	October Evaluation	There were delays on committees due to covid 19
Renovation of Creighton Pound	PWBS-Q011/20/21	31/07/2020	October Evaluation	There were delays on committees due to covid 19
Renovation of Creighton Flats	PWBS-Q010/20/21	31/07/2020	October Evaluation	There were delays on committees due to covid 19
Renovation of Himeville Pound Fencing	PWBS-Q006/20/21	31/07/2020	October Evaluation	There were delays on committees due to covid 19
Renovation of LOT 3	PWBS-Q002/20/21	31/07/2020	October Evaluation	There were delays on committees due to covid 19
Renovation of LOT 68	PWBS-Q003/20/21	31/07/2020	October Evaluation	There were delays on committees due to covid 19
Maintenance of LOT 95	PWBS-Q004/20/21	31/07/2020	October Evaluation	There were delays on committees due to covid 19
Provision of Internal Audit services	BTO-Q014/20/21	11/09/2020	October Evaluation	There were delays on committees due to covid 19
Supply and Delivery of a 6M Container	PWBS-Q015/20/21	31/08/2020	October Evaluation	There were delays on committees due to covid 19
Supply and Delivery of Fire Beaters and Knapsack Tanks	COMM-Q016/20/21	31/08/2020	October Evaluation	There were delays on committees due to covid 19

Supply and Delivery of Car Wash Material	COMM-Q018/20/21	27/08/2020	October	Evaluation	There were delays on committees due to covid 19
CREIGHTON ROAD ASPHALT SURFACING PHASE 6	PWBS-B004/20/21	28/09/2020	October	Evaluation	There were delays on committees due to covid 19
DONNYBROOK ROAD ASPHALT SURFACING PHASE 3	PWBS-B005/20/21	28/09/2020	October	Evaluation	There were delays on committees due to covid 19
BULWER ROAD ASPHALT SURFACING PHASE 7	PWBS-B006/20/21	28/09/2020	October	Evaluation	There were delays on committees due to covid 19
UNDERBERG ROAD ASPHALT SURFACING PHASE 3	PWBS-B004/20/21	28/09/2020	October	Evaluation	There were delays on committees due to covid 19
HIMEVILLE ROAD ASPHALT SURFACING PHASE 2	PWBS-B005/20/21	28/09/2020	October	Evaluation	There were delays on committees due to covid 19
RENOVATION OF HIMEVILLE OFFICE	PWBS-Q005/20/21	30/09/2020	October	Evaluation	There were delays on committees due to covid 19
RENOVATION / MAINTENANCE OF NEITHERBY COMMUNITY HALL	PWBS-B018/20/21	30/09/2020	November	Evaluation	
RENOVATION /MAINTENANCE OF BAZINI HALL	PWBS-B019/20/21	30/09/2020	November	Evaluation	
RENOVATION/MAINTENANCE OF BETHLEM	PWBS - B020/20/21	30/09/2020	November	Evaluation	
RENOVATION/MAINTENANCE OF MAGQUBENI HALL	COMM-B021/20/21	30/09/2020	November	Evaluation	
RENOVATION/MAINTENANCE OF MNYAMENI HALL	PWBS-B022/20/21	30/09/2020	November	Evaluation	
RENOVATION/MAINTENANCE HIMEVILLE FENCING	PWBS-B023/20/21	30/09/2020	November	Evaluation	
RENOVATION/MAINTENANCE OF MQATSHENI HALL	COMM-B024/20/21	30/09/2020	November	Evaluation	



PANEL OF 6 SERVICE PROVIDERS FOR MAINTENANCE AND INSTALLATION OF AIRCONDITIONER FOR 3 YEARS	PWBS-B010/20/21	12/10/2020	November	Open	
PANEL OF 6 SERVICE PROVIDERS FOR MAINTENANCE AND INSTALLATION OF ELECTRICAL WORKD FOR 3 YEARS	PWBS-B011/20/21	12/10/2020	November	Open	
PANEL OF 6 SERVICE PROVIDER FOR REPAIRS AND MAINTENANCE FOR A PERIOD OF 3 YEARS	PWBS-B012/20/21	12/10/2020	November	Open	
PANEL OF 10 SERVICE PROVIDER FOR FUNERAL PARLOUR FOR A PERIOD OF 3 YEARS	MM-B013/20/21	12/10/2020	November	Open	
PANEL OF 6 SERVICE PROVIDER FOR (TRAFFIC, FIRE FIGHTERS AND DISASTER UNIFORM) FOR A PERIOD OF 3 YEARS	COMM-B014/20/21	12/10/2020	November	Open	
CONSULTANTS TO DEVELOP ENVIRONMENTAL STUDIES FOR DR NKOSAZANA DLAMINI ZUMA LOCAL MUNICIPALITY FOR A PERIOD OF 3 YEARS	PWBS-B015/20/21	12/10/2020	November	Open	
PANEL OF 6 SERVICE PROVIDER FOR TOWING SERVICES FOR A PERIOD OF 3 YEARS	COMM-B016/20/21	12/10/2020	November	Open	
SERVICE PROVIDER FOR PROVISION OF ACTUARIAL VALUATION OF LONG SERVICE AWARDS LIABILITY ,BULWER AND CREIGHTON LANDFILL SITES AND CLOSURE FOR A PERIOD OF 3 YEARS	BTO-B017/20/21	12/10/2020	November	Open	

NB: Kindly note that other projects are still on draft of specifications as per the procurement plan

CONTRACT MANAGEMENT SOFT PROJECT

Wednesday, September 30, 2020



NAME OF BIDDER	PROJECT/SERVICE	DEPARTMENT	CONTRACT VALUE	PAYMENTS	START DATE	END DATE	COMMENTS	SERVICE PROVIDER PERFORMANCE
EVALUATION PROPERTY INTELLIGENCE AYANDA MBANGA COMMUNICATIONS	GENERAL EVALUATION ROLL PROVISION OF ADVERTISING SERVICES	BUDGET AND TREASURY OFFICE CORPORATE SERVICES	R 2 825 225.65 BASED ON APPROVED RATE	R 1 769 046.95 R 1 637 919.56	01/07/2017 01/03/2018	30/06/2022 28/02/2021	ACTIVE ACTIVE	GOOD GOOD
KONICA MINOLTA AFRICA	SUPPLY AND DELIVERY OF PRINTERS AND PHOTOCOPIYING MACHINES	CORPORATE SERVICES	R 1 378 141.67	R 1 033 606.17	11/06/2018	10/06/2021	DUE TO THE UNSATISFACTORY PERFORMANCE OF THE PRINTING MACHINES AND THE DELAYED RESPONSE TIMEFRAME THIS SERVICE PROVIDER HAS BEEN RATED POOR.	POOR
ENVIRSERVE	REFUSE REMOVAL	PUBLIC WORKS AND BASIC SERVICES	BASED ON APPROVED RATE	R 377 088.26	01/06/2020	31/06/2023	ACTIVE	GOOD
INDWE RISK SERVICES	INSURANCE	OFFICE OF THE MM	BASED ON APPROVED RATE	R 211 219.56	08/08/2016	07/06/2021	ACTIVE	FAIR
NASHUA	TELEPHONE	CORPORATE SERVICES	R 1 017 405.00	R 645 718.31	1/08/2018	30/09/2021	DUE TO THE DELAYED RESPONSE TIMEFRAME TO OURS. THE SERVICE PROVIDER HAS BEEN RATED FAIR.	FAIR
POWERVISION	ICT SERVICES	CORPORATE SERVICES	R 3 434 233.00	R 3 434 233.00	1/08/2018	31/9/2021	ACTIVE	GOOD
SINGELA TRADING	PROTECTIVE CLOTHING	PUBLIC WORKS AND BASIC SERVICES	BASED ON APPROVED RATE	R 982 028.78	20/06/2019	19/06/2021	ACTIVE	GOOD
INKAMVA CONSULTING AGENCY	DEVELOPMENT OF ENVIRONMENTAL MANAGEMENT PLAN	PLANNING AND DEVELOPMENT	R 482 310.00	R 313 501.50	04/09/2019	4/12/2020	ACTIVE	GOOD
GREENDOOR LANDSCOPE AGENCY	PROVISION OF HORTICULTURAL SERVICES	PUBLIC WORKS AND BASIC SERVICES	BASED ON APPROVED RATE	R 414 000.00	05/12/2019	05/12/2022	ACTIVE	GOOD
INKAMVA CONSULTING AGENCY	TRAVEL AGENT	CORPORATE SERVICES	BASED ON APPROVED RATE	R 843 818.40	01/02/2020	31/01/2023	ACTIVE	GOOD
MATHUTHA TRADING	SUPPLY AND DELIVERY OF CLEANING MATERIAL	CORPORATE SERVICES	BASED ON APPROVED RATE	R 118 100	16/03/2020	15/03/2023	ACTIVE	GOOD
SMART SECURE	PROVISION OF SECURITY SERVICES	CORPORATE SERVICES	BASED ON APPROVED RATE	R 5 720 414.92	01/02/2020	31/003/2023	ACTIVE	GOOD
WELCONY INVESTMENTS	SUPPLY AND DELIVERY OF REFUSE BAGS	PUBLIC WORKS AND BASIC SERVICES	BASED ON APPROVED RATE	R 69 956.25	17/03/2020	18/03/2023	ACTIVE	GOOD
MC NTSHALINTSHALI	PANEL OF ATTORNEYS	BUDGET AND TREASURY OFFICE	BASED ON APPROVED RATE	R 73 365.01	01/10/2019	30/08/2020	ACTIVE	GOOD
MATHEW FRANCIS	PANEL OF ATTORNEYS	BUDGET AND TREASURY OFFICE	BASED ON APPROVED RATE	R 143 887.56	01/10/2019	30/08/2020	ACTIVE	GOOD

Prepared by:   
 Signature:   
 Date: 06/10/2020  
 Reviewed by: V. Hloahle  
 Signature:   
 Date: 06/10/2020

**REPORT ON FLEET MANAGEMENT FOR MONTH ENDING SEPTEMBER 2020**

AUTHOR: Chief financial officer

(File Ref :) Finance Department

1<sup>st</sup> Level Manco

2<sup>nd</sup> level: FINANCE

3<sup>rd</sup> level: EXCO

4<sup>th</sup> level: COUNCIL

1. PURPOSE

To inform the Committees and Council about fleet management of the municipality

2. LEGAL/STATUTORY REQUIREMENTS

Municipal Systems Act 32 of 2000, Municipal Fleet Management Policy & MFMA

3. BACKGROUND AND REASONING

- Fuel consumption constant

4. FINANCIAL IMPLICATIONS:

Refer to annexures

5. Annexure

- A. Tires information
- B. Excessive repairs information
- C. Cost analysis

6. RISKS

- Vehicle abuse, Accidents, Car theft

7. MANAGEMENT OF RISKS

- Trip Authorization forms
- Insurance
- Management Reports
- Trackers Reports

8. RECOMMENDATIONS

- That Council and Committees to note this report

**ANNEXURE A**

0 00161

**TYRES INFORMATION**

<b>REGISTRATION NUMBER</b>	<b>VEHICLE MAKE</b>	<b>DESCRIPTION</b>	<b>TOTAL AMOUNT</b>
NIP 1370	ISUZU SINGLE CAB	NEW TWO TYRES	R4409.60
NIP 665	TOYOTA SINGLE CAB	NEW TYRE	R2211.70
NIP 1605	TOYOTA DOUBLE CAB	THREE NEW TYRES	R6782.64
NIP 2338	TOYOTA COROLLA	TWO NEW TYRES	R2338.60
NIP 700	CHEV.CORSA	ONE NEW TYRE	R966.25

**TOTAL: R12, 299.19****ANNEXURE B****REPAIRS INFORMATION**

<b>REGISTRATION NUMBER</b>	<b>VEHICLE MAKE</b>	<b>DESCRIPTION</b>	<b>TOTAL AMOUNT</b>
NIP 521	HINO TRUCK	CLUTCH REPAIRS	R12,243.87
NIP 1809	REFUSE TRUCK	WATER PIPE REPAIRS, WELDING OF SIDE STEPS, WIRING	R13,114.98
NIP 1367	ISUZU DOUBLE CAB	MAJOR SERVICE-,CAB MOUNTING, 4X4 NEEDLE ROLLER BEARINGS, BRAKING SYSTEM	R42,830.37

**TOTAL: R68, 189.22**

ANNEXURE  
COST ANALYSIS

PLANNING AND DEVELOPMENT SERVICES

VEHICLES	MAKE & MODEL	DISTANCE/ KM	FUEL COSTS	FUEL IN LITRES	REPAIRS	SERVICE	TYRES	TOLLGATE \$	OIL	FEES
NIP 1362	S/C ISUZU	1889	2873.73	194.55	1053.50	16071.07	-	-	-	155.61
NIP 2342	D/C NISSAN	1061	1772.03	120.13	-	-	-	-	-	142.20

PUBLIC WORKS AND BASIC SERVICES

VEHICLES	MAKE & MODEL	DISTANCE/ KM	FUEL COSTS	FUEL IN LITRES	REPAIRS	SERVICE	TYRES	TOLLGATE \$	OIL	FEES
NIP 1370	S/C ISUZU	2532	3528.17	240.44	-	-	4409.60	-	-	155.61
NIP 1611	TRACTOR		4197.89		4271.68	407.89		-	-	146.67
NIP 1659	TLB	2053HRS	5916.37	409.00	-	-	-	-	-	155.61
NIP 2015	S/C ISUZU	1481	1966.99	134.49	-	-	-	-	-	142.20
NIP 2016	S/C ISUZU	2823	3988.93	272.99	-	-	-	25.00	-	160.08
NIP 2017	D/C ISUZU	2954	4389.11	290.52	-	-	-	-	-	151.14
NIP 606	TRACTOR	-	450.03	30.73	-	-	-	-	-	137.73
NIP 665	S/C TOYOTA	1958	2645.36	180.16	-	-	2211.70	-	-	151.14
NIP 698	S/C ISUZU	3330	4579.65	312.81	-	-	-	-	-	169.02
NIP 841	D/C ISUZU	3935	5897.33	402.99	-	-	-	-	90.00	173.49
NIP 521	HINO TRUCK	1392	5434.80	372.86	12243.87	9318.78	-	92.00	-	173.49
NIP 1354	S/C TOYOTA	2534	3689.62	251.56	-	-	-	-	-	155.61
NUD 4824	S/C ISUZU	2844	3405.36	239.89	-	-	-	-	-	155.61
NUD 4825	S/C ISUZU	1737	2198.67	154.64	-	-	136.08	-	-	155.61
NIP 1802	TRACTOR	-	-	-	-	-	-	-	-	133.26
NIP 1703	REFUSE TRUCK	119HRS	9736.03	653.88	872.15	51.75	-	-	-	160.08
NIP 1721	SDLG GRADER	-	-	-	-	-	-	-	-	133.26
NIP 1809	REFUSE TRUCK	54HRS	12656.98	864.53	13114.98	51.75	-	-	-	160.08
NIP 2398	UD TRUCK TIPPER	-	-	-	-	-	-	-	-	133.26
NIP 2399	UD TRUCK TIPPER	-	-	-	-	-	-	-	-	133.26
NIP 2400	UD TRUCK WATER TANK	354	2348.55	158.15	-	-	-	-	-	146.67
NIP 2402	UD TRUCK LOWBED	1459	7881.35	539.45	3407.52	1078.75	-	172.00	-	173.49

COMMUNITY SERVICES DEPARTMENT

VEHICLES	MAKE & MODEL	DISTANCE/ KM	FUEL COSTS	FUEL IN LITRES	REPAIRS	SERVICE	TYRES	TOLLGATE S	OIL	FEES
NIP 1367	D/C ISUZU	1168	1729.85	117.96	42830.37	7759.81	-	-	-	169.02
NIP 1880	S/C TOYOTA	4494	5985.22	404.41	1972.48	3495.76	-	-	-	177.96
NIP 1903	S/C ISUZU	2685	3767.42	256.82	718.97	51.75	-	-	-	164.55
NIP 2186	S/C ISUZU	3211	4776.25	326.56	-	-	-	-	-	155.61
NIP 1605	D/C TOYOTA	7868.00	-	821.75	2025.38	-	6782.64	-	-	195.84
NIP 1042	D/C ISUZU	-	-	-	-	-	-	-	-	133.26
NIP 1398	CHEV CRUZE	2927	4127.12	280.41	-	-	-	-	-	160.08
NLUD 4848	S/CAB ISUZU	1361	2107.74	142.32	-	-	-	-	-	151.14
NIP 2337	COROLLA	5115	6737.41	459.07	-	-	-	50.00	60.00	213.72
NIP 2338	COROLLA	2338	6142.28	415.59	-	-	2338.60	-	-	182.43
NIP 2339	TOYOTA AVANZA	2470	2889.91	197.00	-	-	-	25.00	-	169.02
NIP 2341	D/C NISSAN	2866	4747.97	322.98	-	-	-	50.00	80.00	182.43
NIP 2343	S/C NISSAN	2308	3468.34	235.66	-	-	-	-	-	155.61
NIP 2344	D/C NISSAN	2304	3152.94	215.44	3585.70	-	-	-	-	155.61
NIP 2403	UD TRUCK ANIMAL TRUCK	2627	11125.29	761.58	-	-	-	23.00	-	151.14
NIP 2657	ISUZU FIRE TRUCK	862	4896.40	329.73	-	-	-	-	-	151.14
NLUD 3552	S/C ISUZU	6388	9712.80	658.65	-	-	-	25.00	-	186.90
NLUD 3533	S/C ISUZU	4682	7628.55	514.61	-	-	161.00	-	100	195.84
NLUD 3544	LANDCRUISER	2099	5417.18	364.79	-	-	-	-	-	155.61
NIP 362	S/C FORD RANGER	-	-	-	-	-	-	-	-	133.26

**CORPORATE SERVICES DEPARTMENT**

VEHICLES	MAKE & MODEL	DISTANCE/ KM	FUEL COSTS	FUEL IN LITRES	REPAIRS	SERVICE	TYRES	TOLLGATE	OIL	FEES
NIP 2137	CHEV CRUZE	1736	2284.82	155.61	1841.800	-	-	\$ 1250	-	168.71
NIP 1869	S/C ISUZU	1867	2719.71	184.86	-	-	-	-	-	159.59
NIP 2345	D/C NISSAN	4209	6814.99	463.60	-	-	-	-	-	173.49

**EXECUTIVE AND COUNCIL**

VEHICLES	MAKE & MODEL	DISTANCE/ KM	FUEL COSTS	FUEL IN LITRES	REPAIRS	SERVICE	TYRES	TOLLGATE	OIL	FEES
NIP 1704	TOYOTA AVANZA	4276	4875.56	331.96	-	-	-	\$ 37.50	-	186.90
NIP 2348	VW BUS	1247	2425.90	164.58	751.31	51.75	-	-	-	151.14

**POOL VEHICLES**

VEHICLES	MAKE & MODEL	DISTANCE/ KM	FUEL COSTS	FUEL IN LITRES	REPAIRS	SERVICE	TYRES	TOLLGATE	OIL	FEES
NIP 700	CHEV. CORSA	2194	2873.25	195.21	-	-	966.25	\$ -	-	155.61

**BUDGET AND TREASURY OFFICE**

VEHICLES	MAKE & MODEL	DISTANCE/ KM	FUEL COSTS	FUEL IN LITRES	REPAIRS	SERVICE	TYRES	TOLLGATE	OIL	FEES
NIP 1421	TOYOTA AVANZA	2624	2910.45	197.28	-	-	-	\$ 37.50	-	173.49
NIP 2187	S/C ISUZU	2550	3937.10	267.46	5525.00	-	-	-	-	168.53

<b>TOTAL</b>		112931KM & 2226HRS	206,811.04		94,214.71	51,904.71	17,005.87	1,787.00	330.00	8,331.81
--------------	--	--------------------------	------------	--	-----------	-----------	-----------	----------	--------	----------