

REPORT TO THE DR NKOSAZANA DLAMINI ZUMA MUNICIPAL COUNCIL



Author : Chief Financial Officer

1st Level – Finance Portfolio Committee

2nd Level – Executive Committee

3rd Level – Municipal Council

SUBJECT: PRELIMINARY MONTHLY IN YEAR MONITORING FINANCIAL REPORT FOR THE MONTH AND QUARTER ENDED 30 JUNE 2020

1. PURPOSE

The purpose of this report is to comply with section 71 of the Municipal Finance Management Act (MFMA) and the requirements as promulgated in the Government Gazette No 32141 of 17 April 2009.

2. STRATEGIC OBJECTIVE

To ensure good governance, financial viability and optimal institutional transformation with capacity to execute its mandate.”

3. BACKGROUND

Section 52 (d) and 71 of the MFMA and in terms of Section 28 of the Government Notice 32141 dated 17 April 2009, regarding the “Local Government: Municipal Finance Management Act 56 of 2003, Municipal Budget and Reporting Regulations” necessitates that specific financial particulars be reported on and in the format prescribed, hence this report to meet legislative compliance.

“The Mayor of a municipality-

Section 52(d) must, **within 30 days of the end of each quarter**, submit a report to council on the implementation of the budget and the financial state of the municipality;”

Section 71(1) The accounting officer of a municipality must by no later than **10 working days after the end of each month** submit to the mayor of the municipality and the relevant treasury a statement in the prescribed format on the state of the municipality’s budget reflecting the following particulars for the month and for the financial year up to the end of that month: ...”.

“Section 28 of government notice: The monthly budget statement of a municipality must be in the format specified in Schedule C and include all the required tables, charts and explanatory information, taking into account any guidelines issued by the Minister in terms of section 168(1) of the Act.”

For the reporting period ending 31 March 2020 the ten working day reporting limit expired on **14 July 2020**.

Further, Section 31(1) of the Government Gazette No 32141 of 17 April 2009 prescribes the following:

“31.(1)The mayor’s quarterly report on the implementation of the budget and financial state of affairs of the municipality as required by section 52(d) of the Act must be –

- (a) in the format specified in Schedule C and include all the required tables, charts and explanatory
- (b) information, taking into account any guidelines issued by the Minister in terms of section 168(1) of the Act; and
- (c) consistent with the monthly budget statement for September, December, March and June as applicable; and
- (d) Submitted to the National Treasury and the relevant Provincial Treasury within five days of tabling of the report to the council.”

4. RECOMMENDATIONS

- (1) That, in compliance with, Section 52(d) and Section 71 of the MFMA and in terms of Government Notice 32141 dated 17 April 2009, regarding the “Local Government: Municipal Finance Management Act 2003 Municipal Budget and Reporting Regulations” the preliminary financial results regarding the operating and capital budgets for the third quarter of the 2019/20 financial year, and supporting documents as required by National Treasury (Schedule C) be submitted to Full Council Committee.
- (2) In order to comply with Section 31(1) of the Government Gazette No 32141 of 17 April 2009 this report be submitted to the National Treasury and the relevant Provincial Treasury within five days of tabling the report in the municipal Council, in both hard document and in electronic format.
- (3) That the Committee approves the following:
 - 3.1 Surplus for the period ending 30 June 2020 is R 64 933 000.
 - 3.2 Cash & Cash Equivalent for the period ending 30 June 2020 is R 124 205 470.33
 - 3.3 Capital Expenditure for the period ending 30 June 2020 is R 80 637 988.33
 - 3.4 Trade Receivables for the period ending 30 June 2020 is R 67 816 872.35
 - 3.5 Trade and other payables for the period ending 30 June 2020 is R 9 723 870.45
 - 3.6 Conditional Grants for the period ending 30 June 2020 is R 75 753 834.61

4. FINANCIAL RATIOS

Summary of financial performance	Actual year to date
Actual revenue billed to budgeted revenue	99%
Actual Opex to budgeted opex	83%
Actual Capex to budgeted Capex	94%
Employee related cost	96%
Councillors Remuneration	92%
Conditional Grants Expenditure	97%
Cash Coverage ratio	5.9
Creditors Age Analysis	100% creditors paid
Debt Collection rate	71.83%

5. EXECUTIVE SUMMARY

5.1. Operating Budget

Summary financial performance report for the period ending 30 June 20120

The SFP shown in Annexure A, Table C4, is prepared on a similar basis to the prescribed budget format, detailing revenue by source type and expenditure by input type. The summary report indicates the following:

KZN436 Dr Nkosazana Dlamini Zuma - Table C4 Monthly Budget Statement - Financial Performance (revenue and expenditure) - M12 June

Description	Ref	2018/19		Budget Year 2019/20						Full Year Forecast
		Audited Outcome	Original Budget	Adjusted Budget	Monthly actual	YearTD actual	YearTD budget	YTD variance	YTD variance %	
R thousands										
Revenue By Source										
Property rates		31 362	37 561	32 380	2 198	32 502	32 380	122	0%	32 380
Service charges - electricity revenue		-	-	-	-	-	-	-	-	-
Service charges - water revenue		-	-	-	-	-	-	-	-	-
Service charges - sanitation revenue		-	-	-	-	-	-	-	-	-
Service charges - refuse revenue		3 305	3 800	3 800	285	3 423	3 800	(376)	-10%	3 800
Service charges - other		-	-	-	-	-	-	-	-	-
Rental of facilities and equipment		829	1 144	862	55	837	862	(25)	-3%	862
Interest earned - external investments		7 945	7 741	7 741	404	8 133	7 741	391	5%	7 741
Interest earned - outstanding debtors		-	1 800	2 195	371	3 132	2 195	937	43%	2 195
Dividends received		-	-	-	-	-	-	-	-	-
Fines, penalties and forfeits		4 073	665	695	208	2 572	695	1 877	270%	695
Licences and permits		959	998	720	45	493	720	(227)	-32%	720
Agency services		-	-	31	-	-	31	(31)	-100%	31
Transfers and subsidies		126 957	135 407	136 323	1 198	135 794	136 323	(529)	0%	136 323
Other revenue		2 292	1 595	986	56	376	986	(610)	-62%	986
Gains on disposal of PPE		378	345	4 804	(2 485)	4 259	4 804	(545)	-11%	4 804
Total Revenue (excluding capital transfers and contributions)		178 101	191 056	190 537	2 335	191 521	190 537	984	1%	190 537
Expenditure By Type										
Employee related costs		50 499	63 985	60 690	5 300	58 107	60 690	(2 584)	-4%	60 690
Remuneration of councillors		11 200	12 627	12 627	966	11 598	12 627	(1 030)	-8%	12 627
Debt impairment		10 542	6 478	6 478	12	34	6 478	(6 443)	-99%	6 478
Depreciation & asset impairment		23 505	34 654	27 801	(85)	24 002	27 801	(3 799)	-14%	27 801
Finance charges		107	425	375	16	176	375	(198)	-53%	375
Bulk purchases		-	-	-	-	-	-	-	-	-
Other materials		731	4 604	4 257	388	1 539	4 257	(2 718)	-64%	4 257
Contracted services		28 456	34 214	44 450	8 846	36 421	44 450	(8 029)	-18%	44 450
Transfers and subsidies		1 772	1 905	1 905	91	1 496	1 905	(409)	-21%	1 905
Other expenditure		29 432	29 166	31 199	2 587	24 456	31 199	(6 743)	-22%	31 199
Loss on disposal of PPE		-	-	-	-	-	-	-	-	-
Total Expenditure		156 245	188 039	189 781	18 121	157 829	189 781	(31 953)	-17%	189 781
Surplus/(Deficit)										
Transfers and subsidies - capital (province and district)		21 856	3 018	756	(15 786)	33 693	756	32 937	0	756
(National / Provincial and District)		26 999	27 149	33 649	11 594	31 240	33 649	(2 409)	(0)	33 649
Transfers and subsidies - capital (provincial agencies)		-	-	-	-	-	-	-	-	-
(National / Provincial Departmental Agencies, Households, Non-profit Institutions, Private Enterprises, Public Companies, Higher Educational Institutions)		-	-	-	-	-	-	-	-	-
Transfers and subsidies - capital (in-kind - all)		-	-	-	-	-	-	-	-	-
Surplus/(Deficit) after capital transfers & contributions		48 854	30 167	34 405	(4 192)	64 933	34 405			34 405
Taxation		-	-	-	-	-	-	-	-	-
Surplus/(Deficit) after taxation		48 854	30 167	34 405	(4 192)	64 933	34 405			34 405
Attributable to minorities		-	-	-	-	-	-	-	-	-
Surplus/(Deficit) attributable to municipality		48 854	30 167	34 405	(4 192)	64 933	34 405			34 405
Share of surplus/ (deficit) of associate		-	-	-	-	-	-	-	-	-
Surplus/ (Deficit) for the year		48 854	30 167	34 405	(4 192)	64 933	34 405			34 405

The revenue raised as at 30 June 2020 is R 190 537 000 inclusive of operational transfers and subsidies against YTD budget of R190 537 000. This reflects a revenue rate against the period budget of 99% and that is reflecting a good performance against period target.

The operating expenditure as at 30 June 2020 is R157 829 000 against a YTD budget of R 189 781 000 and that is reflecting 83%. This indicate an under-spending against the period budget for. Measured against the annual budget this also reflect a spending of 83% of the total operating budget. The operating surplus for the period is R 64 933 000.

The major variances in both the operating budget activities are explained below.

Operating revenue major variances were in the following areas:

- **Service Charges:** Revenue is less by 10% is because of new developed properties that were not included on the budget has been added on.
- **Interest on External Investments:** Revenue is more by 5% because the municipality has received all its transfers and subsidies by end of March, monies that were not going to be utilised in that short period of time was invested.
- **Interest earned on outstanding debtors:** The revenue is more by 43% because of an increase on outstanding debtors due to financial challenges experienced by our customers of not receiving income because of Covid 19 and the delay in the appointment of attorney's which was done in the middle of the financial year.
- **Fines, Penalties, Forfeits:** Revenue is more by 270% because of the system error when they are raising accrued revenue for traffic fines.
- **Licenses and Permits:** Revenue is less by 32% due to the delay in the re-opening of the Himeville licencing office after it was closed and also the negative impact of Nationwide lock down
- **Other Revenue:** Sale of tender documents decreased during the year and the negative impact of Nationwide lock down
- **Gains and disposal on PPE:** The revenue is less by 11% as a result of incorrect estimate for the sale of couches that was done through auction.

Operating expenditure variance were in the following areas.

- **Remuneration of councillors:** underspending by 8% against the year to date budget is due to seating allowance for Amakhosi because they were no longer seating because of Covid 19.
- **Debt impairment:** Debt impairment 99% is not yet processed as they are still busy with year-end processes.
- **Finance charges:** Under spending of 53% as a result of incorrect estimate on interest for long service, post medical aid benefit and straight measures implemented to avoid interest on outstanding creditors.
- **Contracted Services:** Under spending by 18% There are programmes that were supposed to take place in the fourth quarter but were affected by Nationwide lockdown.
- **Transfers and Subsidies:** Under spending by 21% is due to that free basic electricity payments depended on the number of indigents who collected their coupons.

- **Other Materials:** Underspending of 64% is because of the suspension of procurement due to National lock down (pandemic Covid 19).
- **Depreciation and Impairments:** Under spending by 14% it's because the depreciation for the month of June has not yet been processed as Asset section is still busy with year-end verification.
- **Other Expenditure:** underspending by 22 % is because of the suspension of procurement due to National lock down (pandemic Covid 19), the municipality also made savings as per cost containment measures policy.

5.2 Capital Expenditure

The Capital expenditure report shown in attached C Schedule Table C5 has been prepared on the basis of the format required to be lodged electronically with National Treasury, and is categorised by municipal vote. The summary report indicates the following:

FUNDING SOURCE	Adjustment Budget	YTD Budget	YTD Actual Expenditure	Balances	% Spent
MIG	27 149 000	27 149 000	27 149 000	-	100%
INTERNAL	61 650 946	61 650 946	53 488 988	8 161 958	87%
TOTAL CAPEX	88 799 946	88 799 946	80 637 988	8 161 958	91%
INEP	8 000 000	8 000 000	8 000 000	-	100%
BHIDLA HOUSING PROJECT	25 795 078	25 795 078	26 588 386	-793 308	103%
TOTAL INCLUDING INEP AND HOUSING	122 595 024	122 595 024	115 226 374	7 368 650	94%

The total capital budget for 2019/2020 financial year is R 88 799 946 and that excludes INEP and Bhidla housing project budget. The MIG allocation is R 27 million. The cumulative capital expenditure for the period amounts to R 80 637 988 inclusive VAT and that is 94% to the total budget. The municipality anticipated to spend 100% of the total capital budget as at the end of fourth quarter but the spending was delayed by the National lockdown that began towards the end of quarter 3 of the municipal financial year due to Covid 19.

Detailed material variances on capital expenditure is attached as an annexure in the report.

Employee related costs and councillors' remuneration

Section 66 of the MFMA requires that the accounting officer of a municipality must report to Council in a prescribed format all expenditure incurred by the municipality on staff salaries, wages and

benefits in a manner that discloses expenditure per type such as salaries, contributions for pensions etc.

As at 30 June 2020 92% of the councillor's allowances budget was spent and 96% spent against employee related costs budget. As at 30 June 2020 the total salary cost represented 37% of YTD operating expenditure for the period.

The table SC8 below for monthly budget statement Councillor and staff Benefit shows the detailed spending of staff salaries and wages and Councillors remuneration.

KZN436 Dr Nkosazana Dlamini Zuma - Supporting Table SC8 Monthly Budget Statement - councillor and staff benefits - M12 June

Summary of Employee and Councillor remuneration	Ref	Budget Year 2019/20								
		2018/19 Audited Outcome	Original Budget	Adjusted Budget	Monthly actual	YearTD actual	YearTD budget	YTD variance	YTD variance %	Full Year Forecast
R thousands		A	B	C						D
Councillors (Political Office Bearers plus Other)										
Basic Salaries and Wages		7 942	8 023	8 120	673	8 171	8 120	51	1%	8 120
Pension and UIF Contributions		1 124	1 050	1 050	95	1 107	1 050	57	5%	1 050
Medical Aid Contributions		-	97	-	-	-	-	-	-	-
Motor Vehicle Allowance		847	2 078	2 078	91	1 031	2 078	(1 047)	-50%	2 078
Cellphone Allowance		1 288	1 379	1 379	107	1 288	1 379	(91)	-7%	1 379
Housing Allowances		-	-	-	-	-	-	-	-	-
Other benefits and allowances		-	-	-	-	-	-	-	-	-
Sub Total - Councillors		11 200	12 627	12 627	966	11 598	12 627	(1 030)	-8%	12 627
% increase	4		12.7%	12.7%						12.7%
Senior Managers of the Municipality										
Basic Salaries and Wages		3 000	4 439	4 684	373	4 524	4 684	(160)	-3%	4 684
Pension and UIF Contributions		6	139	9	1	7	9	(2)	-18%	9
Medical Aid Contributions		82	232	195	5	58	195	(137)	-70%	195
Overtime		-	-	-	-	-	-	-	-	-
Performance Bonus		(2)	101	160	-	431	160	272	170%	160
Motor Vehicle Allowance		340	358	519	28	330	519	(189)	-36%	519
Cellphone Allowance		-	-	-	-	-	-	-	-	-
Housing Allowances		80	85	85	7	80	85	(5)	-6%	85
Other benefits and allowances		197	238	308	8	193	308	(115)	-37%	308
Post-retirement benefit obligations		-	-	-	-	-	-	-	-	-
Sub Total - Senior Managers of Municipality		3 702	5 592	5 960	421	5 623	5 960	(337)	-6%	5 960
% increase	4		51.1%	61.0%						61.0%
Other Municipal Staff										
Basic Salaries and Wages		33 539	43 114	40 224	3 007	37 381	40 224	(2 843)	-7%	40 224
Pension and UIF Contributions		4 869	6 643	6 216	499	5 896	6 216	(320)	-5%	6 216
Medical Aid Contributions		2 697	2 450	2 363	(109)	2 208	2 363	(156)	-7%	2 363
Overtime		1 397	1 107	989	145	1 308	989	320	32%	989
Performance Bonus		916	972	1 096	77	1 053	1 096	(43)	-4%	1 096
Motor Vehicle Allowance		24	50	39	-	28	39	(11)	-27%	39
Cellphone Allowance		-	-	-	-	-	-	-	-	-
Housing Allowances		87	461	410	7	94	410	(316)	-77%	410
Other benefits and allowances		2 339	3 092	2 910	206	2 731	2 910	(179)	-6%	2 910
Payments in lieu of leave		929	-	-	-	-	-	-	-	-
Long service awards		-	150	150	296	445	150	295	196%	150
Post-retirement benefit obligations		-	333	333	751	1 340	333	1 007	302%	333
Sub Total - Other Municipal Staff		46 798	58 373	54 730	4 879	52 483	54 730	(2 247)	-4%	54 730
% increase	4		24.7%	17.0%						17.0%
Total Parent Municipality		61 700	76 592	73 318	6 266	69 704	73 318	(3 613)	-5%	73 318
% increase	4		24.1%	18.8%						18.8%
TOTAL MANAGERS AND STAFF		50 499	63 965	60 690	5 300	58 107	60 690	(2 584)	-4%	60 690

5.3 Conditional Grants

As at the end of June 2020 R75 471 million of conditional grants was received and the municipality had a roll-over of R 9,3 million at the beginning of the financial year. The municipality has spent R75 754 million as at 30 June 2020. The table below indicate the summary of spending for all conditional grants as at the end of June 2020.

DR NKOSAZANA DLAMINI-ZUMA LOCAL MUNICIPALITY							
GRANTS SUMMARY JUNE 2019-2020							
GRANT NAME	ADJUSTED BUDGET FOR THE YEAR	ROLL-OVER/OPENING BALANCE	TOTAL RECEIVED/ROLL OVER	TOTAL SPENT TO DATE	TOTAL UNSPENT TO DATE	TOTAL UNSPENT VS RECEIVED/ROLL OVER	TB/GL Balance
NATIONAL TREASURY GRANTS							
MIG	27 149 000	0	27 149 000	27 149 000	0	0.00	-
FMG	3 000 000	0	3 000 000	3 000 000	0	-	-
EPWP	2 381 000		2 381 000	2 381 000	0	-	-
ELECTRIFICATION GRANT	8 000 000	0	8 000 000	8 000 000	0	-	-
SUB-TOTAL	40 530 000.00	-	40 530 000.00	40 530 000.00	(0.00)	(0.00)	-
KZN PROVINCIAL GRANTS							
LIBRARY SERVICE OPERATIONAL GRANT	3 657 000	-	3 657 000.00	3 657 000	0	0.00	-
LIBRARY SERVICE CAPITAL GRANT	6 500 000		6 500 000.00	4 090 950	2 409 050	2 409 049.79	2 409 049.79
CAPACITY BUILDING	500 000	0	500 000.00		500 000	500 000.00	500 000.00
DISASTER RELIEF GRANT	745 000		745 000	745 000	0	-	-
CONCOL & MIGR OF SYSTEM RECORD	0	19 795.56	19 795.56	19 796	0	-	-
SUB-TOTAL	11 402 000.00	19 795.56	11 421 795.56	8 512 745.77	2 909 049.79	2 909 049.79	2 909 049.79
OTHER							
ANTI CORRUPTION GRANT		171 343.00	171 343.00		171 343	171 343.00	171 343.00
OPERATION FOR THUSONG CENTRE		94 796.56	94 796.56	94 796.56	-	-	-
SPORT AND RECREATION		27 906.53	27 906.53	27 906.53	-	-	-
BHIDLA HOUSING PROJECT	25 795 078.00	4 231 499.55	32 212 443.16	26 588 385.75	5 624 057.41	5 624 057.41	5 624 057.41
	25 795 078.00	4 525 545.64	32 506 489.25	26 711 088.84	5 795 400.41	5 795 400.41	5 795 400.41
TOTAL GRANTS	77 727 078.00	4 545 341.20	84 458 284.81	75 753 834.61	8 704 450.20	8 704 450.20	8 704 450.20
SCHEDULE FOR HOUSING GRANTS							
MUNICIPAL HOUSING GRANT		4 826 843.12	385 477.31		4 826 843.12	5 212 320.43	4 826 843.12
	-	4 826 843.12	385 477.31	-	4 826 843.12	5 212 320.43	4 826 843.12
TOTALS FOR GRANTS	77 727 078.00	9 372 184.32	84 843 762.12	75 753 834.61	13 531 293.32	13 916 770.63	13 531 293.32

5.5 Cash and cash equivalents

An amount of R 8 124 686.70 was received from interest on investment as at the end of June 2020. The cash bank balance as at 30 June 2020 amounted to R 3,6 million and short-term investments amounted to R 119.3 million with a total cash and cash equivalents of R 124.2 million. The cash coverage ratio as at 30 June 2020 is 5:9 based on average of R 18,6 million per month fixed operating expenditure. This indicates that the municipality as at 30 June 2020

0000000
0000009

had sufficient cash to operate for a period of 3 months without receiving grants to cover operating costs. The norm as set out in the uniform financial ratios and norms circular 71 is 1 to 3 months.

Table below indicate the municipality's cash and cash equivalents and summary of investments for all banks that the municipality invested with.

ACCOUNT	AMOUNT
FNB	37 397 041.42
NED BANK	35 945 456.92
INVESTEC	45 928 093.28
STANDARD BANK	82 667.92
PRIMARY ACCOUNT	3 631 159.74
FNB CALL ACCOUNT	1 221 051.05
Cash and Cash Equivalents	124 205 470.33

5.6 Creditors Age Analysis

The municipality does not have creditors age analysis. The balance of trade payables for the month of June 2020 is R 9 723 870.45 of which its invoices that was received after the financial year end but for the work done during the 2019-20 financial year.

5.7 Debtors age analysis

The debtor book value amounted to R 67,8 million and the debtor's collection is 71.83% as at 30 June 2020

KZN436 Dr Nkosazana Dlamini Zuma - Supporting Table SC3 Monthly Budget Statement - aged debtors - M12 June

Description	NT Code	Budget Year 2019/20									Total	Total over 90 days
		0-30 Days	31-60 Days	61-90 Days	91-120 Days	121-150 Dys	151-180 Dys	181 Dys-1 Yr	Over 1Yr			
R thousands												
Debtors Age Analysis By Income Source												
Trade and Other Receivables from Exchange Transactions - Water	1200	--	--	--	--	--	--	--	--	--	--	--
Trade and Other Receivables from Exchange Transactions - Electricity	1300	--	--	--	--	--	--	--	--	--	--	--
Receivables from Non-exchange Transactions - Property Rates	1400	2 637	1 936	1 738	1 623	51 146	--	--	--	59 081	52 769	
Receivables from Exchange Transactions - Waste Water Management	1500	--	--	--	--	--	--	--	--	--	--	
Receivables from Exchange Transactions - Waste Management	1600	301	233	208	194	6 306	--	--	--	7 243	6 500	
Receivables from Exchange Transactions - Property Rental Debtors	1700	58	16	16	16	624	--	--	--	729	640	
Interest on Arrear Debtor Accounts	1810	--	--	--	--	--	--	--	--	--	--	
Recoverable unauthorised, irregular, fruitless and wasteful expenditure	1820	--	--	--	--	--	--	--	--	--	--	
Other	1900	23	50	50	36	606	--	--	--	764	642	
Total By Income Source	2000	3 019	2 235	2 012	1 870	58 681	--	--	--	67 817	60 551	
2018/19 - totals only												
Debtors Age Analysis By Customer Group												
Organs of State	2200	484	437	416	417	16 015	--	--	--	17 769	16 432	
Commercial	2300	1 260	983	887	804	22 255	--	--	--	26 188	23 059	
Households	2400	1 156	791	687	627	19 554	--	--	--	22 814	20 181	
Other	2500	119	24	23	22	857	--	--	--	1 045	879	
Total By Customer Group	2600	3 019	2 235	2 012	1 870	58 681	--	--	--	67 817	60 551	

6. Schedule C table

Schedule C table version 6.3 attached.

7. Progress on capital project

Project status report attached.

8. Municipal Manager's quality certification

Quality certificate attached.

Appendix B

Operating Revenue and Expenditure for June 2020

	Adjustment 2019/2020	Month Budget	Month Actual Received/ Paid	Month Billing	YTD Billing	YTD actual Received/ paid	YTD Budget	% spend/ Received this month	% spend /Received YTD to date
Rates	31 964 992.00	2 663 749.33	1 571 468.30	2 461 140.96	31 779 072.87	20 238 200.99	31 964 992.00	59%	63%
Rates & Refuse Penalties	2 194 758.00	182 896.50	444 564.23	362 467.01	3 987 137.11	3 209 956.03	2 194 758.00	243%	0%
Service charges	3 799 675.85	316 639.65	285 141.81	300 787.07	3 308 657.77	2 416 817.90	3 799 675.85	90%	64%
Traffic fines	597 476.00	49 789.67	25 289.56	-	-	306 515.39	597 476.00	51%	51%
Licences and Permit	352 588.00	29 382.33	9 512.20	-	-	204 726.22	352 588.00	32%	58%
Learners Licences	363 055.00	30 254.58	35 750.25	-	-	258 852.57	363 055.00	118%	71%
Service charges: Sales: Licence & Permit	4 500.44	375.04	-	-	-	-	4 500.44	0%	0%
Valuation Appeal	8 673.00	722.75	-	-	-	-	8 673.00	0%	0%
Burial Fees	535.00	44.58	386.09	-	-	1 425.23	535.00	866%	266%
Shared Planner & Building Plan inspection fee	117 415.00	9 784.58	46 316.11	-	-	100 046.16	117 415.00	473%	85%
Rent of facilities and equipment	862 210.00	71 850.83	54 770.43	-	-	829 289.99	862 210.00	76%	96%
Refuse Garden	18 711.00	1 559.25	-	-	-	-	18 711.00	0%	0%
Interest received-External Investments	7 741 358.71	645 113.23	403 620.42	-	-	8 132 592.00	7 741 358.71	63%	105%
Government grants and subsidies	170 727 343.00	14 227 278.58	-	-	-	177 972 343.00	170 727 343.00	0%	104%
Library lost books	833.00	69.42	-	-	-	-	833.00	0%	0%
Pound income	97 321.00	8 110.08	10 399.99	-	-	105 017.05	97 321.00	128%	108%
Printing income	5 530.00	460.83	-	-	-	13 153.30	5 530.00	0%	238%
Rates clearance certificates	6 560.00	546.67	-	-	-	-	6 560.00	0%	0%
Sale of hay	9 751.00	812.58	-	-	-	-	9 751.00	0%	0%
Tender deposits	517 942.00	43 161.83	8 227.28	-	-	191 524.23	517 942.00	19%	37%
Seta Training Refund	100 000.00	8 333.33	-	-	-	-	100 000.00	0%	0%
Disposal of PPE	4 803 835.00	400 319.58	2 484 643.04	-	-	4 258 835.00	4 803 835.00	621%	89%
Sundry income	200 000.00	16 666.67	928.39	-	-	56 267.31	200 000.00	6%	28%
Public Benefit Organisation	415 496.00	34 624.67	-	-	-	-	415 496.00	0%	0%
Income for Agency Services	30 860.00	2 571.67	-	-	-	-	30 860.00	0%	0%
TOTAL REVENUE	224 941 419.00	18 745 118.25	5 381 018.10	3 124 395.04	24 995 160.32	218 295 562.37	224 941 419.00	29%	97%
Employee related costs	60 690 318.00	5 057 526.50	5 299 782.82	-	-	58 106 631.82	60 690 318.00	105%	96%
Remuneration of councillors	12 627 427.00	1 062 285.58	966 465.08	-	-	11 597 575.08	12 627 427.00	92%	92%
Provision for doubtful debts	6 477 748.00	539 812.33	12 324.53	-	-	34 310.98	6 477 748.00	2%	1%
Depreciation	27 801 329.00	2 316 777.42	-	-	-	24 087 325.00	27 801 329.00	0%	87%
Repairs and Maintenance	9 484 320.00	790 360.00	5 741 514.28	-	-	8 659 962.28	9 484 320.00	726%	91%
Finance costs	374 737.00	31 228.08	15 537.41	-	-	176 412.41	374 737.00	50%	47%
Contracted services	34 996 571.00	2 916 380.92	3 104 011.29	-	-	27 704 827.09	34 996 571.00	106%	79%
General expenses	37 328 931.00	3 110 744.25	3 066 811.66	-	-	27 696 922.66	37 328 931.00	99%	74%
TOTAL EXPENDITURE	189 781 381.00	15 815 115.08	18 206 447.07	-	-	158 063 967.32	189 781 381.00	115%	83%
Net Surplus (Deficit)	35 160 038.00	2 930 003.17	-12 825 428.97	3 124 395.04	24 995 160.32	60 231 595.05	23 440 025.33	-86%	14%

0000011

00600012

Appendix C (1)

Capital Project for 2019/2020

Name of Item	Source of Fund	Adjustment Budget 2019/2020	Actual spent for June 2020	YTD Actual Spent	% Spent YTD
Procurement of Furniture and Equipment	Internal	1 108 319.00	29 900.00	1 007 624.04	91%
Procurement of Furniture and Equipment Covid 19	Internal	85 000.00			
Municipal Offices (Fencing)	Internal	625 000.00		193 031.13	31%
Procurement of Transport assets	Internal	7 444 251.09	100 000.00	4 673 657.50	63%
Procurement of Computer Equipment	Internal	775 600.00	124333.13	542 210.23	70%
Procurement of Computer Software	Internal	120 000.00	4 824.20	98 472.83	82%
Centocow shelter and Toilets	Internal	537 716.00		353 869.66	66%
Procurement of Plant and Equipment	Internal	2 152 040.00	36 671.78	905 338.56	42%
Procurement of Security System	Internal	826 100.00			0%
Bulwer Asphalt Roads phase 6	Internal	3 659 956.00	1 028 613.02	3 599 956.15	98%
Upgrade of Underberg road	Internal	4 645 302.00	2 207 943.65	4 293 830.41	92%
Donnybrook Asphalt Surfacing Phase 3	Internal	3 444 023.00	575 228.85	3 459 888.85	100%
Himeville Asphalt Surfacing Phase 1	Internal	4 007 550.00		4 499 585.12	112%
Creighton Asphalt Road Phase 5	Internal	3 152 173.00	433 441.60	3 607 550.95	114%
Creighton Artificial Sportfield	Internal	500 000.00	497 699.30	527 599.30	106%
Mayoral Chain	Internal	60 000.00		60 189.85	100%
Procurement of Car Wash Equipment	Internal	53 000.00		24 666.25	47%
Fresh Produce Market	Internal	50 000.00		-	0%
Procurement of GPS Equipment	Internal	14 000.00		-	0%
Construction of Fire Station	Internal	380 000.00	79 871.04	294 333.24	77%
Building of Industrial Business Park/ Hub	Internal	50 000.00		-	0%
Creighton Library - Conversion of Maliyavuza	Internal	6 500 000.00	1 812 713.20	4 090 950.21	63%
Gobhogobho Hall	Internal	1 045 917.00		1 198 806.00	115%
Underberg Taxi Rank Upgrade	Internal	4 238 745.68	1 658 236.24	4 479 423.17	106%
Mqundekweni Sportfield	Internal	369 000.00	49 349.18	435 672.10	118%
Gqumeni Sportfield	Internal	380 000.00	23 287.50	395 197.50	104%
Khululela Sportfield	Internal	380 000.00	25 242.50	397 152.50	105%
Ridge Access Road	Internal	12 190.00	12 190.00	12 190.00	100%
Hlathikhulu Access Road	Internal	5 865.00	5 865.00	5 865.00	100%
Dwaleni Access Road	Internal	6 037.50	6 037.50	6 037.50	100%
Sdangeni Access Road	Internal	5 002.50	5 002.50	5 002.50	100%
Gala Community Hall	Internal	59 328.25	59 328.26	59 328.26	100%
KwaPitela Creche	Internal	4 925.00	4 945.00	4 945.00	100%
Goqweni Access Road	Internal	3 069.00			0%
Khuphuka Access road	Internal	5 068.00			0%
Frence and Madlala Access Road	Internal	9 449.00			0%
Diphini Access Road	Internal	12 739.00			0%
Zwelisha Access Road	Internal	17 979.00			0%
Mahwaqa Access Road	Internal	18 110.00			0%
Sonyongwana to Mashayunina Access Road	Internal	20 027.00			0%
D1213 to Plazini Access Road	Internal	20 977.00			0%
Nkelabantwana Access Road	Internal	51 547.00			0%
Mshushwana Access Road	Internal	358 698.00	438 386.87	438 386.87	122%
lookout Access Road	Internal	1 436 920.00	993 319.37	993 319.37	69%
Khumalo Access Road	Internal	1 307 100.00	984 404.85	984 404.85	75%
Mampondweni Access Road	Internal	1 062 500.00	1 091 337.89	1 091 337.89	103%
Dazela Access road	Internal	1 530 200.00	1 558 615.62	1 558 615.62	102%
Magoso Access Road	Internal	2 418 842.00	2 808 666.24	2 808 666.24	116%
Sdagani Bridge Road	Internal	403 741.12	213 982.00	464 302.15	115%
Bhidla Creche	Internal	2 708 765.00	742 953.62	2 675 981.85	99%
Solokohlo Community Hall	Internal	2 453 721.00	776 857.92	2 041 809.52	83%
Qgumeni Creche	Internal	1 114 433.00	980 673.77	1 199 790.17	108%
TOTAL INTERNAL FUNDED		61 650 926.14	19 245 588.46	53 488 988.33	87%
Solokohlo Community Hall	MIG	112 008.00	-	726 230.87	648%
Himeville Business Hives	MIG	238 360.00	-	274 113.43	115%
Underberg Community Town Hall Phase 1	MIG	1 500 000.00	-	531 586.58	35%
Sdangeni Bridge Road	MIG	97 240.00	-	111 825.43	115%
Mampondweni Access Road	MIG	72 587.00	-	83 475.05	115%
Lookout Access Road	MIG	74 762.00	-	617 553.45	826%
Gqumeni Creche	MIG	664 433.60	-	510 800.78	77%
Magoso Access Road Phase 2	MIG	88 262.00	-	101 501.30	115%
Khumalo Access Road	MIG	74 762.00	-	472 083.05	631%
Dazela Access Road	MIG	74 562.00	-	85 748.30	115%
Bhidla Creche	MIG	107 813.00	-	123 985.08	115%
Mqulitwa Sportsfield	MIG	7 564 603.46	4 912 547.84	6 527 715.62	86%
Dumabezwe Sportsfield	MIG	7 651 313.46	3 329 716.61	7 470 229.27	98%
Mshushwana Access Road	MIG	576 302.00	-	662 747.30	115%
Masameni Sportsfield	MIG	8 083 759.46	2 823 179.78	8 669 124.55	107%
Hadebe to Langa Access Road	MIG	168 232.02	-	180 281.96	107%
TOTAL MIG FUNDED		27 149 000.00	11 065 444.23	27 149 000.00	100%
Total Capital Expenditure		88 799 926.14	30 311 032.70	80 637 988.33	91%
Electrification Project 2019/2020					
Electrification	INEP	8 000 000.00	15 158.85	8 000 000.00	100%
Bhidla Housing Projects	Housing	25 795 075.00	2 246 212.05	26 588 385.75	103%
TOTAL CAPITAL EXPENDITURE INCLUDING INEP & HOUSING		122 595 001.14	32 572 403.60	115 226 374.08	94%

00000
0000013

Appendix D
ALLOCATIONS RECEIVED FOR THE FINANCIAL YEAR 2019/2020

Name of Grant	Adjustment Budget 2019/2020	Actual Received in June 2020	Actual Received YTD 2019/2020	%Received
Equitable Share	125 869 000.00	-	125 869 000.00	100%
Intergrated National Electrification	8 000 000.00	-	8 000 000.00	100%
Municipal Infrastucure Grant	27 149 000.00	-	27 149 000.00	100%
Financial Management Grant	3 000 000.00	-	3 000 000.00	100%
Provincial of Libraries	2 640 000.00	-	2 640 000.00	100%
Community Library Services Grant	1 017 000.00	-	1 017 000.00	100%
Expanded Public Works	2 381 000.00	-	2 381 000.00	100%
Building Plans Information Management System	500 000.00	-	500 000.00	100%
Anti Corruption Grant	171 343.00		171 343.00	100%
Arts and Culture Grant	6 500 000.00		6 500 000.00	0%
Municipal Disaster relief Grant	745 000.00		745 000.00	0%
TOTAL	177 972 343.00	-	177 972 343.00	100%
Bhidla Housing Project	50 447 589.89	2 246 212.05	27 980 946.00	55%
TOTAL INCLUDING BHIDLA	228 419 932.89	2 246 212.05	205 953 289.00	90%

0000014

EXPENDITURE REPORT FOR THE MONTH OF JUNE 2020

Description	Approved Annual Budget 2019/2020	Budget Month May	Actual Month May	Budget YTD (1Mth)	Actual YTD (1Mth)	Actual YTD %
Item : Employee Related Costs - Wages						
20800 Employee Relate:Senior Managem	880 865.00	73 410.00	76 120.49	880 865.00	917 433.00	104%
21000 Employee Relate:Senior Managem	58 164.00	4 847.00		58 164.00	113 348.00	195%
21700 Employee Relate:Senior Managem	191 700.00	15 975.00	15 000.00	191 700.00	180 000.00	94%
21900 SnrMan:Accom Travel&Incidental	100 000.00	8 337.00	3 530.15	100 000.00	75 251.00	75%
25300 Employee Relate:Senior Managem	940 552.00	78 383.00	77 066.26	940 552.00	925 943.00	98%
25500 Employee Relate:Senior Managem	47 756.00	3 987.00		47 756.00	93 065.00	195%
26000 Employee Relate:Senior Managem	84 674.00	7 058.00	6 625.50	84 674.00	79 506.00	94%
26200 Chief Financial Officer:Travel	40 000.00	3 337.00	2 000.00	40 000.00	24 000.00	60%
26400 Employee Relate:Senior Managem	25 560.00	2 130.00	(976.64)	25 560.00	10 385.00	41%
29800 Employee Relate:Senior Managem	954 215.00	79 528.00	78 326.76	954 215.00	939 921.00	99%
30000 Employee Relate:Senior Managem		-		-	93 065.00	0%
30700 Designation:Travel or Motor Ve	134 190.00	11 188.00	10 500.00	134 190.00	126 000.00	94%
30900 Employee Relate:Senior Managem	67 474.00	5 632.00		67 474.00	38 792.00	57%
34300 Employee Relate:Senior Managem	954 214.00	79 527.00	72 676.45	954 214.00	872 117.00	91%
34500 Employee Relate:Senior Managem		-		-	39 073.00	0%
35200 Employee Relate:Senior Managem	86 790.00	7 238.00		86 790.00	-	0%
35400 Designation:Accommodation, Tra	47 400.00	3 950.00	928.08	47 400.00	39 024.00	82%
38800 Employee Relate:Senior Managem	954 214.00	79 527.00	68 805.45	954 214.00	868 246.00	91%
39000 Employee Relate:Senior Managem	53 740.00	4 482.00		53 740.00	92 813.00	173%
39700 Employee Relate:Senior Managem	66 717.00	5 568.00		66 717.00	-	0%
39900 Designation:Accommodation, Tra	67 473.00	5 631.00	4 895.23	67 473.00	29 477.00	44%
99600 Employee Relate:Municipal Staf	40 224 344.00	3 352 124.00	3 006 885.20	40 224 344.00	37 380 836.00	93%
99800 Employee Relate:Municipal Staf	1 095 915.00	91 351.00	77 334.18	1 095 915.00	1 052 611.00	96%
100100 Employee Relate:Municipal Staf	713 777.00	59 497.00	(38 788.21)	713 777.00	583 768.00	82%
100800 Employee Relate:Municipal Staf	410 065.00	34 239.00	7 392.26	410 065.00	94 152.00	23%
101200 Employee Relate:Municipal Staf	38 868.00	3 239.00		38 868.00	28 312.00	73%
101800 Employee Relate:Municipal Staf	2 167 978.00	180 751.00	242 711.98	2 167 978.00	2 125 417.00	98%
102000 Staff:Long Service Award	150 000.00	12 500.00	296 000.00	150 000.00	444 648.00	296%
102300 Employee Relate:Municipal Staf	234 052.00	19 508.00	73 950.10	234 052.00	495 002.00	211%
102900 Employee Relate:Municipal Staf	375 891.00	31 349.00	55 077.78	375 891.00	467 716.00	124%
103000 Employee Relate:Municipal Staf	378 652.00	31 602.00	16 121.03	378 652.00	345 564.00	91%
106400 Post-retirement Benefit:Leave	333 274.00	27 782.00	750 885.54	333 274.00	1 340 010.00	402%
3000 Employee Related Costs - Wages	51 878 514.00	4 323 677.00	4 903 067.59	51 878 514.00	49 915 495.00	96%
Item : Employee Related Costs - Social						
24200 Employee Relate:Senior Managem	157 502.00	13 127.00	1 808.40	157 502.00	21 700.00	14%
24400 Employee Relate:Senior Managem	1 785.00	157.00	148.72	1 785.00	1 784.00	100%
24900 Employee Relate:Senior Managem	112.00	13.00	9.32	112.00	111.00	99%
28700 Employee Relate:Senior Managem	37 619.00	3 145.00	3 135.00	37 619.00	36 471.00	97%
28900 Employee Relate:Senior Managem	1 785.00	157.00	148.72	1 785.00	1 784.00	100%
29400 Employee Relate:Senior Managem	112.00	13.00	9.32	112.00	111.00	99%
33400 Employee Relate:Senior Managem	1 578.00	137.00	148.72	1 578.00	1 784.00	113%
33900 Employee Relate:Senior Managem	112.00	13.00	9.32	112.00	111.00	99%
37900 Employee Relate:Senior Managem	3 570.00	314.00	148.72	3 570.00	1 784.00	50%
38400 Employee Relate:Senior Managem	112.00	13.00	9.32	112.00	111.00	99%
42900 Employee Relate:Senior Managem	112.00	13.00	9.32	112.00	111.00	99%
103900 Employee Relate:Municipal Staf	28 123.00	2 427.00	1 882.64	28 123.00	22 052.00	78%
104100 Employee Relate:Municipal Staf	2 363 478.00	197 050.00	(109 333.53)	2 363 478.00	2 207 561.00	93%
104200 Employee Relate:Municipal Staf	5 857 335.00	488 191.00	470 251.48	5 857 335.00	5 553 882.00	95%
104300 Employee Relate:Municipal Staf	358 469.00	29 965.00	28 329.76	358 469.00	341 780.00	95%
3100 Employee Related Costs - Socia	8 811 804.00	734 735.00	396 715.23	8 811 804.00	8 191 137.00	93%

Description	Approved Annual Budget 2019/2020	Budget Month May	Actual Month May	Budget YTD (1Mth)	Actual YTD (1Mth)	Actual YTD %
Item : Remuneration Of Councillors						
203500 Remuneration of:Speaker	641 207.00	53 444.00	49 904.92	641 207.00	601 738.00	94%
203600 Remuneration of:Speaker	47 552.00	3 970.00	3 700.00	47 552.00	44 400.00	93%
204100 Remuneration of:Speaker	92 506.00	7 718.00	7 485.73	92 506.00	86 949.00	94%
206500 Remuneration of:Executive Mayo	741 587.00	61 809.00	62 381.08	741 587.00	752 171.00	101%
206600 Remuneration of:Executive o	47 552.00	3 970.00	3 700.00	47 552.00	44 400.00	93%
207100 Remuneration of:Executive Mayo	115 633.00	9 637.00	9 357.16	115 633.00	108 687.00	94%
208000 Remuneration of:Deputy Executi	576 688.00	48 061.00	49 904.92	576 688.00	601 738.00	104%
208100 Remuneration of:Deputy Executi	47 552.00	3 970.00	3 700.00	47 552.00	44 400.00	93%
208600 Remuneration of:Deputy Executi	92 506.00	7 718.00	7 485.73	92 506.00	86 949.00	94%
210700 Remuneration of:Total for All	2 078 086.00	173 183.00	90 670.49	2 078 086.00	1 031 343.00	50%
211000 Remuneration of:Total for All	6 160 765.00	513 398.00	511 222.62	6 160 765.00	6 215 739.00	101%
211100 Remuneration of:Total for All	1 236 362.00	103 032.00	96 200.00	1 236 362.00	1 154 400.00	93%
211600 Remuneration of:Total for All	749 431.00	62 459.00	70 752.43	749 431.00	824 663.00	110%
3400 Remuneration Of Councillors	12 627 427.00	1 052 369.00	966 465.08	12 627 427.00	11 597 577.00	92%
Item : Depreciation and asset impairm						
18000 Depreciation an:Amortisation	120 781.00	10 066.00		120 781.00	111 728.00	93%
18500 Depreciation an:Depreciation	686 821.00	57 236.00		686 821.00	590 904.00	86%
18600 Depreciation an:Depreciation	1 346 943.00	112 248.00		1 346 943.00	1 229 175.00	91%
19400 Depreciation an:Depreciation	983 150.00	81 931.00		983 150.00	736 174.00	75%
19500 Depreciation an:Depreciation	2 653 950.00	221 168.00	(85 275.40)	2 653 950.00	2 241 497.00	84%
19801 Deprec.: Roads- Roads	13 392 358.00	1 116 039.00		13 392 358.00	11 421 679.00	85%
20201 Deprec.: Commun. - Halls	7 387 120.00	615 597.00		7 387 120.00	6 565 783.00	89%
20300 Depreciation:Other Assets	1 230 206.00	102 519.00		1 230 206.00	1 105 109.00	90%
3700 Depreciation and asset impairm	27 801 329.00	2 316 804.00	(85 275.40)	27 801 329.00	24 002 049.00	86%
Item : Interest Expense - External Bo						
200700 Interest, Divid:Interest Paid	374 737.00	31 229.00	15 537.41	374 737.00	176 412.00	47%
3900 Interest Expense - External Bo	374 737.00	31 229.00	15 537.41	374 737.00	176 412.00	47%
Item : Bulk Purchases						
200 Bad Debts Writt:	6 477 748.00	539 816.00	12 324.53	6 477 748.00	34 310.00	1%
4100 Bulk Purchases	6 477 748.00	539 816.00	12 324.53	6 477 748.00	34 310.00	1%
Repairs and Maintenance						
12500 Contracted Serv:Contractors	1 117 996.00	93 170.00	891 060.00	1 117 996.00	1 120 363.00	100%
12700 Contracted Serv:Contractors	584 256.00	48 732.00	19 391.21	584 256.00	342 574.00	59%
14500 Contracted Serv:Contractors	500 000.00	41 674.00	266 865.58	500 000.00	395 222.00	79%
14600 Contracted Serv:Contractors	191 260.00	15 942.00	6 460.53	191 260.00	42 788.00	22%
14700 Contracted Serv:Contractors	7 360 865.00	613 454.00	4 557 736.96	7 360 865.00	6 861 371.00	93%
	9 754 377.00	812 972.00	5 741 514.28	9 754 377.00	8 762 318.00	90%

Description	Approved Annual Budget 2019/2020	Budget Month May	Actual Month May	Budget YTD (1Mth)	Actual YTD (1Mth)	Actual YTD %
Item : Contracted Services						
1500 Contracted Serv:Outsourced Ser	1 043 000.00	86 946.00	185 300.00	1 043 000.00	503 648.00	48%
1700 Contracted Serv:Outsourced Ser	42 600.00	3 550.00		42 600.00	1 573.00	4%
2200 Contracted Serv:Outsourced Ser	150 000.00	12 500.00		150 000.00	58 427.00	39%
2700 Contracted Serv:Outsourced Ser	210 000.00	17 500.00		210 000.00	-	0%
2900 OutsrcdServ:Qualification Veri	1 780.00	152.00		1 780.00	1 780.00	100%
3100 Contracted Serv:Outsourced Ser	217 760.00	18 154.00	33 880.00	217 760.00	203 280.00	93%
3200 Contracted Serv:Outsourced Ser	638 537.00	53 260.00	15 855.94	638 537.00	326 497.00	51%
3400 Contracted Serv:Outsourced Ser	367 631.00	30 646.00	3 400.00	367 631.00	323 112.00	88%
3500 OutsrcdServ:Clearing&Grass Cut	145 000.00	12 087.00	54 355.00	145 000.00	76 499.00	53%
3600 Contracted Serv:Outsourced Ser	1 444 470.00	120 378.00	137 222.53	1 444 470.00	1 373 520.00	95%
4300 Contracted Serv:Outsourced Ser	218 800.00	18 248.00		218 800.00	16 200.00	7%
5300 Contracted Serv:Outsourced Ser	1 100 000.00	91 674.00	286 054.19	1 100 000.00	871 671.00	79%
5600 Contracted Serv:Outsourced Ser	8 373 900.00	697 825.00	1 167 222.25	8 373 900.00	8 233 341.00	98%
6200 Contracted Serv:Outsourced Ser	1 308 200.00	109 079.00		1 308 200.00	731 163.00	56%
6800 Contracted Serv:Consultants an	1 747 685.00	145 656.00	102 519.00	1 747 685.00	1 285 905.00	74%
7000 Contracted Serv:Consultants an	400 000.00	33 337.00		400 000.00	286 616.00	72%
7500 Contracted Serv:Consultants an	20 000.00	1 674.00		20 000.00	802.00	4%
7700 ConsServ:Occupational Health&S	367 800.00	30 650.00	177 100.00	367 800.00	298 550.00	81%
7800 Contracted Serv:Consultants an	1 210 148.00	100 853.00	70 000.00	1 210 148.00	367 586.00	30%
8000 Contracted Serv:Consultants an	120 000.00	10 000.00		120 000.00	-	0%
8100 ConsServ:Qualification Verific	30 000.00	2 500.00		30 000.00	-	0%
8900 Contracted Serv:Consultants an	800 000.00	66 674.00	161 797.40	800 000.00	247 927.00	31%
9000 ConsServ:Inf&Plan-Ecological	490 980.00	40 915.00	104 850.00	490 980.00	419 400.00	85%
9600 ConsServ:Inf&Plan-Electr. Eng	11 729 856.00	977 499.00	95.50	11 729 856.00	10 947 001.00	93%
10300 Contracted Serv:Consultants an	300 000.00	25 011.00		300 000.00	-	0%
10500 ConsServ:Inf&Plan-Land&Qty Sur	350 000.00	29 174.00	304 200.00	350 000.00	333 900.00	95%
10700 Contracted Serv:Consultants an	180 000.00	15 000.00	76 439.99	180 000.00	76 439.00	42%
11400 Contracted Serv:Consultants an	1 138 205.00	94 866.00	75 171.50	1 138 205.00	233 746.00	21%
12000 Contracted Serv:Contractors	120 000.00	10 011.00		120 000.00	69 500.00	58%
13200 Contracted Serv:Contractors	173 463.00	14 447.00	60 952.99	173 463.00	145 062.00	84%
13800 Contracted Serv:Contractors	211 200.00	17 600.00	87 595.00	211 200.00	221 030.00	105%
15200 Contracted Serv:Contractors	22 134.00	1 850.00		22 134.00	-	0%
16300 Contracted Serv:Contractors	22 218.00	1 857.00		22 218.00	4 000.00	18%
4200 Contracted Services	34 695 367.00	2 891 573.00	3 104 011.29	34 695 367.00	27 658 175.00	80%
Item : Other Expenditure						
815400 Transfers and S:Operational	1 904 662.00	158 731.00	91 481.19	1 904 662.00	1 496 059.00	79%
201800 Inventory Consu:Consumables	1 183 591.00	98 705.00	214 215.93	1 183 591.00	523 195.00	44%
202100 Inventory Consu:Materials and	3 073 134.00	256 111.00	174 166.76	3 073 134.00	1 015 771.00	33%
213700 Operating Lease:Land	142 000.00	11 837.00	5 700.06	142 000.00	107 507.00	76%
214300 Operational Cos:Achievementsa	160 000.00	13 348.00	4 130.00	160 000.00	56 495.00	35%
214600 Operational Cos:Advertising,p	470 000.00	39 174.00		470 000.00	203 087.00	43%
214700 Operational Cos:Advertising,p	791 920.00	66 041.00	316 822.86	791 920.00	428 074.00	54%
214800 Operational Cos:Advertising,p	138 886.00	11 583.00	29 998.59	138 886.00	63 679.00	46%
214900 Operational Cos:Advertising,p	215 000.00	17 924.00	57 672.00	215 000.00	190 497.00	89%
215000 Operational Cos:Advertising,p	284 200.00	23 687.00		284 200.00	61 268.00	22%
215200 Operational Cos:Advertising,p	80 000.00	6 674.00	35 373.96	80 000.00	91 723.00	115%
215300 Operational Cos:Advertising,p	150 000.00	12 500.00	18 128.93	150 000.00	105 413.00	70%
215600 Operational Cos:External Audit	2 000 000.00	166 674.00		2 000 000.00	1 611 488.00	81%
215800 Operational Cos:Bank Charges,	201 737.00	16 816.00	12 030.18	201 737.00	171 002.00	85%
216400 Operational Cos:Bargaining Cou	693 011.00	57 761.00		693 011.00	674 011.00	97%
216700 Operational Cos:Bursaries (Emp	401 512.00	33 463.00	(500.00)	401 512.00	394 056.00	98%
217600 Operational Cos:Courier and De	314 665.00	26 223.00		314 665.00	261 068.00	83%
217900 Operational Cos:Communication	14 665.00	1 223.00	540.01	14 665.00	7 140.00	49%
218500 Operational Cos:Communication	2 135 119.00	177 933.00	69 426.33	2 135 119.00	1 985 138.00	93%
219400 Operational Cos:Deeds	9 421.00	786.00		9 421.00	5 415.00	57%
219500 OperCost:Drivers Licences&Perm	12 672.00	1 056.00		12 672.00	3 995.00	32%
220600 Operational Cos:External Compu	102 748.00	8 577.00	1 764.61	102 748.00	6 298.00	6%

0000017

Description	Approved Annual Budget 2019/2020	Budget Month May	Actual Month May	Budget YTD (1Mth)	Actual YTD (1Mth)	Actual YTD %
221200 OperCost:Ext Comp Serv-Softwar	50 000.00	4 174.00		50 000.00	-	0%
221300 Operational Cos:External Compu	570 000.00	47 500.00	114 453.98	570 000.00	596 186.00	105%
222800 Operational Cos:Insurance Unde	2 109 890.00	175 826.00	162 606.83	2 109 890.00	2 035 451.00	96%
223000 Operational Cos:Learnerships	2 463 583.00	205 316.00	274 899.03	2 463 583.00	2 381 000.00	97%
223400 Operational Cos:Licences	297 545.00	24 822.00	3 078.35	297 545.00	215 724.00	73%
223700 Operational Cos:Municipal Serv	2 395 765.00	199 659.00	380 355.42	2 395 765.00	1 980 408.00	83%
224000 OperCost:Registration Prof&Reg	6 000.00	500.00		6 000.00	-	0%
224200 Operational Cos:Registrationf	1 061 724.00	88 510.00	80 100.00	1 061 724.00	428 980.00	40%
224700 Operational Cos:Printing, Publ	1 767 248.00	147 289.00	103 637.06	1 767 248.00	1 138 730.00	64%
224800 Operational Cos:Professional b	101 980.00	8 513.00	1 900.00	101 980.00	21 310.00	21%
224900 Operational Cos:Remuneration	1 080 000.00	90 000.00	69 000.00	1 080 000.00	812 600.00	75%
225300 Operational Cos:Skills Develo	534 336.00	44 616.00		534 336.00	510 598.00	96%
225600 Operational Cos:Signage	118 400.00	9 874.00	31 317.00	118 400.00	31 317.00	26%
225700 Operational Cos:Storage of Fi	6 680.00	564.00		6 680.00	800.00	12%
226900 Operational Cos:Travel and Su	2 568 600.00	214 127.00	25 072.96	2 568 600.00	1 598 504.00	62%
227400 Operational Cos:Travel and Su	72 800.00	6 074.00		72 800.00	6 410.00	9%
227900 OperCost:Trav&Subs-Dom Air Tra	346 905.00	28 939.00	11 066.82	346 905.00	176 143.00	51%
229700 Operational Cos:Travel and Sub	271 480.00	22 627.00	31 207.83	271 480.00	155 036.00	57%
229800 Operational Cos:Uniform and Pr	1 849 336.00	154 148.00	200 044.50	1 849 336.00	1 287 938.00	70%
230100 Operational Cos:Wet Fuel	3 464 594.00	288 740.00	226 741.06	3 464 594.00	3 366 008.00	97%
230200 Operational Cos:Workmen's Com	442 892.00	36 915.00	301 035.32	442 892.00	586 910.00	133%
230400 Operational Cos:Indigent Relief	126 769.00	10 565.00	13 250.00	126 769.00	80 217.00	63%
230600 Operational Cos:Parking Fees	12 335.00	1 038.00	374.00	12 335.00	8 602.00	70%
230700 Operational Cos:Seating Allow	33 327.00	2 780.00		33 327.00	26 519.00	80%
230800 Operational Cos:Hire Charges	1 128 946.00	94 165.00	5 720.09	1 128 946.00	583 265.00	52%
4400 Other Expenditure	37 360 078.00	3 114 108.00	3 066 811.66	37 360 078.00	27 491 035.00	74%

0000018
0000018

Workings: Calculation of Cash Coverage Ratio 2019/2020

Municipality:	Dr Nkosazana Dlamini Zuma Municipality
Prepared by Budget Clerk:	N Xaba
Reviewed by Assistant CFO:	P.M Mtungwa
Approved by CFO:	KMB Mzimela
Date completed:	2020/07/06

Cash Coverage Ratio: Indicates the municipality's ability to meet at least its monthly fixed operating commitments without collecting any additional revenue during that month.

norm: 3 months

Calculation of Cash Coverage Ratio

Description	2019/20	
	Final Budget	
R thousand		
Surplus/Deficits - A8(Cash and Cash Equivalents+Investments-Commitments)		105 614
Cash/cash equivalents at the year end	124 205	
Other current investments > 90 days	0	
Non current assets - Investments	-	
Less: Application of Cash and Investments		
Unspent conditional transfers	8 704	
Unspent borrowing	-	
Other working capital requirements	-	
Other provisions	-	
Retention	9 887	
Reserves to be backed by cash/investments	-	
Fixed Operating Commitments		
Employee Related Costs	5 300	
Remuneration of councillors	966	
Operating lease(rent premises and machines etc)	-	
Contracted services	1 937	
Security Services	1 167	
Insurance	163	
Telephone costs	70	
Current portion of long term loan(if applicable). NB: include Finance charges	16	
Audit Fees	-	
Bank Charges	12	
Fuel and Oil	227	
Printing and Stationery	104	
Protective Clothing and Uniforms	200	
Ward committee expenses	-	
Other expenses	8 046	
Total Fixed Operating Commitments	18 206	
Monthly Fixed Operating Commitments	18 206	
Cash Coverage Ratio*		5.8

* Cash Coverage Ratio Formula =

Net Cash (Cash equivalents+Investments-Commitments)

Divided by:

Monthly Fixed Operating Commitments

viii) COMPLIANCE CHECKLIST ON SECTION 75 REPORT FOR JUNE 2020

Information to be placed on websites of the Municipality

The following information is included into our website as per section 75 of the MFMA

- 1) The accounting officer of a municipality must place on the website referred to in section 21A of the Municipal Systems Act the following documents of the municipality:
 - b) All budget-related policies;
 - c) The annual report;
 - d) All performance agreements required in terms of section 57(1) (b) of the Municipal Systems Act
 - e) All service delivery agreements
 - f) All supply chain management contracts above a prescribed value;
 - g) An information statement containing a list of assets over a prescribed value that have been disposed of in terms of section 14(2) or (4) during the previous quarter;
 - h) All quarterly reports tabled in the council in terms of section 52(d);
 - i) Any other documents that must be placed on the website in terms of this Act or any other applicable legislation, or as may be prescribed.

Prepared by: 

Date: 10/07/2020

Reviewed by: 

Date: 10/07/2020

0000020
0000020

MIG. ELECTRIFICATION AND INTERNAL FUNDED PROJECTS

2017/2018 Projects

Project Name	Ward No.	Apr-20	May-20	Jun-20	Reason for Delays	Remedial Action
Gqumeni Sports field	7	The project is 100% complete	The project is 100% complete	The project is 100% complete		
Khukhulela sports field		The project is 100% complete	The project is 100% complete	The project is 100% complete		
Eskhesheni Electrification	15	Project has been energized and all meters are working.	Project has been energized and all meters are working.	Project has been energized and all meters are working.		
Vita's Electrification	2	Project is complete and energized	Project is complete and energized	Project is complete and energized		
Mhlangeni Electrification		Awaiting for outage date and there was line inspection for Eskom on the 24/02/2021	Awaiting for outage date and there is a re-inspection for eskom on the 29/05/2020	Outage planning meeting was held on the 12th of June 2020	Due to National Lockdown Eskom will give update at the end of June 2020	
Ukhahlamba Electrification	3	Project is complete and energized	Project is complete and energized	Project is complete and energized		
Mahwaqa Electrification	2	Project is complete and energized	Project is complete and energized	Project is complete and energized		

Project Name	Ward No.	Apr-20	May-20	Jun-20	Reason for Delays	Remedial Action
2018/2019 PROJECTS						
Underberg taxi Rank upgrade	3	The project is 55% complete, Currently on hold due to National Lockdown.	The project is 60%, contractor is busy on site	The project is 95% complete	The project was on hold due to National Lockdown, and when the service provider get back on site due to COVID19 Regulations the number of workers was reduced on site.	Roll over was done for this project, and the project is deferred for the financial year 2020/21
Hadebe to Langa Access Road	5	Practical complete	Practical complete	Practical complete		
Gobhogobho Hall	10	Practical complete	Practical complete	Practical complete		
Creighton Asphalt Road phase 5	14	Practical complete	Practical complete	Practical complete		
Bulwer Asphalt Roads phase 6	10	The project is 70% complete. Currently on hold due to National Lockdown.	The project is 80% complete	Practical complete		
Donnybrook Asphalt surfacing Phase 3	13	The project is 90% complete. Currently on hold due to National Lockdown.	The project is 90% complete, it was on hold due to National Lockdown.	Practical complete		
Himeville Asphalt surfacing phase 1	2	The project is practical complete	The project is practical complete	Practical complete		
Centocow Taxi Rank phase 1	6	The project is practical complete	The project is practical complete	Practical complete		
Centocow Taxi Rank phase 2		Tender evaluation stage	At Adjudication Stage	Intention to award	Intention to award expired 24 June 2020	Roll over was done for this project, and the project is deferred for the financial year 2020/21
Greater stepmore /Ridge	1	The contractor has been appointed, Igoda. Currently on hold due to National Lockdown.	The project is 20% complete	The project is practical complete		
Greater Underberg	3	The contractor has been appointed (Igoda). Currently on hold due to National Lockdown.	The project is 20% complete	The project is practical complete		

0000022

0000022

Project Name	Ward No.	Apr-20	May-20	Jun-20	Reason for Delays	Remedial Action
Greater Amakhuze/Cabazi	4	The contractor has been appointed (igoda). Currently on hold due to National Lockdown.	The project is practical complete	Practical complete		
Greater Khukhulela/Nomagaga	5	The contractor has been appointed (igoda). Currently on hold due to National Lockdown.	The project is 90% complete	Practical complete		
Greater Centocow/Hlabeni	6	The contractor has been appointed (igoda). Currently on hold due to National Lockdown.	Busy with site establishment	Practical complete		
Greater Gqumeni/Mngundekweni	7	The contractor has been appointed (igoda). Currently on hold due to National Lockdown.	Busy with site establishment	The project is 70% complete	The project was on hold due to National Lockdown, and when the service provider get back on site due to COVID19 Regulations the number of workers was reduced on site.	Roll over was done for this project, and the project is deferred for the financial year 2020/21
Greater Ngwagwane	8	The contractor has been appointed (igoda). Currently on hold due to National Lockdown.	Busy with site establishment	The project is 40% complete	The project was on hold due to National Lockdown, and when the service provider get back on site due to COVID19 Regulations the number of workers was reduced on site.	Roll over was done for this project, and the project is deferred for the financial year 2020/21
Greater Nkwezela	9	The project was energized and it complete	The project was energized and it complete	The project was energized and it complete		
Greater Bulwer	10	The contractor has been appointed (igoda). Currently on hold due to National Lockdown.	Busy with site establishment	Practical complete		
Greater Nkumba	11	The contractor has been appointed (igoda). Currently on hold due to National Lockdown.	The project is complete, all 55 connections are energized	The project is complete, all 55 connections are energized		
Greater Bhidla/Sizanenjane	12	The contractor has been appointed (igoda). Currently on hold due to National Lockdown.	The project is complete and energized	The project is complete and energized		
Greater Donnybrook	13	The contractor has been appointed (igoda). Currently on hold due to National Lockdown.	The project is complete and energized	The project is complete and energized		

Project Name	Ward No.	Apr-20	May-20	Jun-20	Reason for Delays	Remedial Action
2019/2020 PROJECTS						
Solokholo Community Hall	1	The contractor has completed wall plate and has started with plastering of walls but not yet complete. Currently on hold due to National Lockdown.	The project is 80% complete	practical complete		
Himeville business hives	2	Not yet started because on site there is electrical servitude that need to be relocated	Not yet started because on site there is electrical servitude that need to be relocated	Not yet started because on site there is servitude that need to be relocated	Project was re-advertised	Roll over was done for this project, and the project is deferred for the financial year 2020/21
Uderberg Community town Hall phase 1	3	Tender stage	Tender stage	Intention to award		briefing meeting was held on the 19th of February 2020, and the project was deferred for the financial year 2020/21
Sdangeni Bridge	4	Awaiting for EIA authorization	Awaiting for EIA authorization, services provider has been instructed to expedite this process.	Awaiting for EIA authorization, services provider has been instructed to expedite this process.	delayed by Environmental Impact Assessment (EIA)	Project has been deferred to 2020/21 financial year.
Mampondweni Access Road	5	Plant hire was busy on site, processing roadbed. Currently on hold due to National Lockdown.	The project is 30% complete	The project is 100% complete		
Lookout Access Road	6	The project is 80% complete. Currently on hold due to National Lockdown.	The project is 80% complete, was on hold due to National Lockdown.	The project is 100% complete		
Gqumeni Creche	7	The project is 30% complete. Currently on hold due to National Lockdown.	The project is 35% complete, and busy with construction of walls	The project is 75% complete	The project was on hold due to National Lockdown, and when the service provider get back on site due to COVID19 Regulations the number of workers was reduced on site.	Roll over was done for this project, and will be completed next financial year 2020/21
Magoso Access Road phase 2	8	New service provider was busy with measurements on site. Currently on hold due to National Lockdown.	Works order for new service provider will be issued before the 15 June 2020.	Practical complete	two service providers failed to bring their plant on site, and the project was also delayed by the COVID19 National Lockdown	New service provider has been appointed
Khumalo Access Road	9	The project is 30% complete. Currently on hold due to National Lockdown.	The project is 30% complete, was on hold due to National Lockdown.	The project is 100% complete		
Dazela Access road	10	Waiting for new services provider to do measurements. Currently on hold due to National Lockdown.	The project is 25% complete and busy with roadbed preparation.	The project is 100% complete		
Bhidla Creche	11	The project is 20% complete. Currently on hold due to National Lockdown.	The project is 60% complete	Practical complete		
Mqulielwa Sportfield	12	The project is 25% complete. Currently on hold due to National Lockdown.	The project is 40% complete	The project is 70% complete	The project was on hold due to National Lockdown, and when the service provider get back on site due to COVID19 Regulations the number of workers was reduced on site.	Roll over was done for this project, and will be completed next financial year 2020/21

Project Name	Ward No.	Apr-20	May-20	Jun-20	Reason for Delays	Remedial Action
Dumabezwe Sportfield	13	The project is 40% complete. Currently on hold due to National Lockdown.	The project is 40% complete. was on hold due to National Lockdown.	The project is 70% complete	The project was on hold due to National Lockdown, and when the service provider get back on site due to COVID19 Regulations the number of workers was reduced on site.	Roll over was done for this project, and it will be completed next financial year 2020/21
Mshushwana Access Road	14	The project is 100% complete	The project is 100% complete	The project is 100% complete		
Msamani Sportfield	15	The project is 100% complete	The project is 100% complete	The project is 100% complete		
Creighton Library	14	Construction was progress well, project is 75% complete. Currently on hold due to National Lockdown.	The project is 75% complete. Project was on hold due to National Lockdown.	Practical complete		
Underberg Asphalt road	3	The contractor was busy with site establishment. Currently on hold due to National Lockdown.	The project is 15% complete	The project is 50% complete	The project was on hold due to National Lockdown, and when the service provider get back on site due to COVID19 Regulations the number of workers was reduced on site.	Roll over was done for this project, and it will be completed next financial year 2020/21
Creighton Artificial Sportfield	14	Engineers currently busy with designs	Engineers currently busy with designs and will be submitted by the 15 June 2020	Designs have been submitted for approval. The department is reviewing them		
Construction of fire station	10	Designs have been submitted for approval and project is ready to go to tender for appointment of contractor.	Designs have been submitted for approval and project is ready to go to tender for appointment of contractor. This process was delayed by National Lock down	Designs have been submitted for approval and project is ready to go to tender for appointment of contractor. This process was delayed by National Lock down	The project is practical complete	
Greater Stepmore/ Ridge phase2	1	Project is complete and all 33 connections energized	Project is complete and all 33 connections energized	Project is complete and all 33 connections energized		
Greater Nhlamhleni/Goxhill phase2	2	Project is complete and all 33 connections energized	Project is complete and all 33 connections energized	Project is complete and all 33 connections energized		
Greater Underberg with phase 2	3	Project is complete and all 33 connections energized	Project is complete and all 33 connections energized	Project is complete and all 33 connections energized		
Greater Amakhuze /Cabazi phase 2	4	Construction in progress. project is 100% complete	Construction in progress, project is 100% complete	The project is 100% complete		
Greater Khukhulela/Nomagaga phase 2	5	The project has been handed over. The contractor was on site. Currently on hold due to National Lockdown.	The project is complete and all 33 connections energized	The project is complete and all 33 connections energized		
Greater Centocow / Hlabeni phase 2	6	Designs are complete and approved by Eskom. Currently on hold due to National Lockdown.	The project is 30% complete	Practical complete		

0000025

0000025

Project Name	Ward No.	Apr-20	May-20	Jun-20	Reason for Delays	Remedial Action
Greater Gqumeni/ Mnqudekweni phase 2	7	Designs are complete and approved by Eskom. Currently on hold due to National Lockdown.	Busy with site establishment	Practical complete		
Greater Ngwagwane phase 2	8	Project is complete and all connections are completed	Project is complete and all connections are completed	Project is complete and all connections are completed		
Greater Nkwezela phase 2	9	The project is 100% complete	construction in progress, project is 100% complete	The project is 100% complete		
Greater Bulwer phase 2	10	Project completed and all connections energized	Project completed and all connections energized	Project completed and all connections energized		
Greater Nkumba/ Mangwaneni phase 2	11	The project is 100% complete and 32 connections energized	Project completed and all connections energized	Project completed and all connections energized		
Greater Bhidla/ Sizanejane phase 2	12	Designs are complete and approved by Eskom. Currently on hold due to National Lockdown.	Project completed and all connections energized	Project completed and all connections energized		
Greater Donnybrook phase 2	13	The project is 90% complete. Currently on hold due to National Lockdown.	Project completed and all connections energized	Project completed and all connections energized		
Greater Mjila/ Creighton phase 2	14	Designs are complete and approved by Eskom. Currently on hold due to National Lockdown.	Project completed and all connections energized	Project completed and all connections energized		
Greater Sandanezwe/ Masameni phase 2	15	Designs are complete and approved by Eskom. Currently on hold due to National Lockdown.	Busy with site establishment	Project completed and all connections energized		

Municipal In-year reports & supporting tables

mSCOA Version 6.3

[Click for Instructions!](#)

[Accountability](#)

[Transparency](#)

[Information &
service delivery](#)



national treasury

Department
National Treasury
REPUBLIC OF SOUTH AFRICA

Contact details:

Budget submission enquiries:

Elsabé Rossouw

National Treasury

Tel: (012) 315-5534

Electronic documents: lgdocuments@treasury.gov.za

00000001

00000027

Preparation Instructions

Municipality Name:

CFO Name:

Tel: Fax:

E-Mail:

Reporting period:

MTREF: Budget Year:

Does this municipality have Entities?

If YES: Identify type of report:

Name Votes & Sub-Votes

Printing Instructions

Showing / Hiding Columns

Showing / Clearing Highlights

Importants documents which provide essential assistance

[MFMA Budget Circular 2011/12](#) [Click to view](#)

[MBRR Budget Formats Guide](#) [Click to view](#)

[Dummy Budget Guide](#) [Click to view](#)

[Funding Compliance Guide](#) [Click to view](#)

[MFMA Return Forms](#) [Click to view](#)

Organisational Structure Votes	Complete Votes & Sub-Votes	Select Org. Structure
Vote 1: Executive and Council	Vote 1: Executive and Council	
Vote 2: Budget and Treasury	1.1: Municipal Manager and Council	1.1: Municipal Manager and Council
Vote 3: Community Services	1.2: Finance Audit	1.2: Finance Audit
Vote 4: Community Services	(Name of sub-vote)	
Vote 5: Urban Areas and Basic Services	(Name of sub-vote)	
Vote 6: Planning and Development	(Name of sub-vote)	
Vote 7: NAME OF VOTE 7	(Name of sub-vote)	
Vote 8: NAME OF VOTE 8	(Name of sub-vote)	
Vote 9: NAME OF VOTE 9	(Name of sub-vote)	
Vote 10: NAME OF VOTE 10	(Name of sub-vote)	
Vote 11: NAME OF VOTE 11	(Name of sub-vote)	
Vote 12: NAME OF VOTE 12	(Name of sub-vote)	
Vote 13: NAME OF VOTE 13	(Name of sub-vote)	
Vote 14: NAME OF VOTE 14	(Name of sub-vote)	
Vote 15: NAME OF VOTE 15	(Name of sub-vote)	
Vote 16: NAME OF VOTE 16	(Name of sub-vote)	
Vote 17: NAME OF VOTE 17	(Name of sub-vote)	
Vote 18: NAME OF VOTE 18	(Name of sub-vote)	
Vote 19: NAME OF VOTE 19	(Name of sub-vote)	
Vote 20: NAME OF VOTE 20	(Name of sub-vote)	
Vote 21: NAME OF VOTE 21	(Name of sub-vote)	
Vote 22: NAME OF VOTE 22	(Name of sub-vote)	
Vote 23: NAME OF VOTE 23	(Name of sub-vote)	
Vote 24: NAME OF VOTE 24	(Name of sub-vote)	
Vote 25: NAME OF VOTE 25	(Name of sub-vote)	
Vote 26: NAME OF VOTE 26	(Name of sub-vote)	
Vote 27: NAME OF VOTE 27	(Name of sub-vote)	
Vote 28: NAME OF VOTE 28	(Name of sub-vote)	
Vote 29: NAME OF VOTE 29	(Name of sub-vote)	
Vote 30: NAME OF VOTE 30	(Name of sub-vote)	
Vote 31: NAME OF VOTE 31	(Name of sub-vote)	
Vote 32: NAME OF VOTE 32	(Name of sub-vote)	
Vote 33: NAME OF VOTE 33	(Name of sub-vote)	
Vote 34: NAME OF VOTE 34	(Name of sub-vote)	
Vote 35: NAME OF VOTE 35	(Name of sub-vote)	
Vote 36: NAME OF VOTE 36	(Name of sub-vote)	
Vote 37: NAME OF VOTE 37	(Name of sub-vote)	
Vote 38: NAME OF VOTE 38	(Name of sub-vote)	
Vote 39: NAME OF VOTE 39	(Name of sub-vote)	
Vote 40: NAME OF VOTE 40	(Name of sub-vote)	
Vote 41: NAME OF VOTE 41	(Name of sub-vote)	
Vote 42: NAME OF VOTE 42	(Name of sub-vote)	
Vote 43: NAME OF VOTE 43	(Name of sub-vote)	
Vote 44: NAME OF VOTE 44	(Name of sub-vote)	
Vote 45: NAME OF VOTE 45	(Name of sub-vote)	
Vote 46: NAME OF VOTE 46	(Name of sub-vote)	
Vote 47: NAME OF VOTE 47	(Name of sub-vote)	
Vote 48: NAME OF VOTE 48	(Name of sub-vote)	
Vote 49: NAME OF VOTE 49	(Name of sub-vote)	
Vote 50: NAME OF VOTE 50	(Name of sub-vote)	
Vote 51: NAME OF VOTE 51	(Name of sub-vote)	
Vote 52: NAME OF VOTE 52	(Name of sub-vote)	
Vote 53: NAME OF VOTE 53	(Name of sub-vote)	
Vote 54: NAME OF VOTE 54	(Name of sub-vote)	
Vote 55: NAME OF VOTE 55	(Name of sub-vote)	
Vote 56: NAME OF VOTE 56	(Name of sub-vote)	
Vote 57: NAME OF VOTE 57	(Name of sub-vote)	
Vote 58: NAME OF VOTE 58	(Name of sub-vote)	
Vote 59: NAME OF VOTE 59	(Name of sub-vote)	
Vote 60: NAME OF VOTE 60	(Name of sub-vote)	
Vote 61: NAME OF VOTE 61	(Name of sub-vote)	
Vote 62: NAME OF VOTE 62	(Name of sub-vote)	
Vote 63: NAME OF VOTE 63	(Name of sub-vote)	
Vote 64: NAME OF VOTE 64	(Name of sub-vote)	
Vote 65: NAME OF VOTE 65	(Name of sub-vote)	
Vote 66: NAME OF VOTE 66	(Name of sub-vote)	
Vote 67: NAME OF VOTE 67	(Name of sub-vote)	
Vote 68: NAME OF VOTE 68	(Name of sub-vote)	
Vote 69: NAME OF VOTE 69	(Name of sub-vote)	
Vote 70: NAME OF VOTE 70	(Name of sub-vote)	
Vote 71: NAME OF VOTE 71	(Name of sub-vote)	
Vote 72: NAME OF VOTE 72	(Name of sub-vote)	
Vote 73: NAME OF VOTE 73	(Name of sub-vote)	
Vote 74: NAME OF VOTE 74	(Name of sub-vote)	
Vote 75: NAME OF VOTE 75	(Name of sub-vote)	
Vote 76: NAME OF VOTE 76	(Name of sub-vote)	
Vote 77: NAME OF VOTE 77	(Name of sub-vote)	
Vote 78: NAME OF VOTE 78	(Name of sub-vote)	
Vote 79: NAME OF VOTE 79	(Name of sub-vote)	
Vote 80: NAME OF VOTE 80	(Name of sub-vote)	
Vote 81: NAME OF VOTE 81	(Name of sub-vote)	
Vote 82: NAME OF VOTE 82	(Name of sub-vote)	
Vote 83: NAME OF VOTE 83	(Name of sub-vote)	
Vote 84: NAME OF VOTE 84	(Name of sub-vote)	
Vote 85: NAME OF VOTE 85	(Name of sub-vote)	
Vote 86: NAME OF VOTE 86	(Name of sub-vote)	
Vote 87: NAME OF VOTE 87	(Name of sub-vote)	
Vote 88: NAME OF VOTE 88	(Name of sub-vote)	
Vote 89: NAME OF VOTE 89	(Name of sub-vote)	
Vote 90: NAME OF VOTE 90	(Name of sub-vote)	
Vote 91: NAME OF VOTE 91	(Name of sub-vote)	
Vote 92: NAME OF VOTE 92	(Name of sub-vote)	
Vote 93: NAME OF VOTE 93	(Name of sub-vote)	
Vote 94: NAME OF VOTE 94	(Name of sub-vote)	
Vote 95: NAME OF VOTE 95	(Name of sub-vote)	
Vote 96: NAME OF VOTE 96	(Name of sub-vote)	
Vote 97: NAME OF VOTE 97	(Name of sub-vote)	
Vote 98: NAME OF VOTE 98	(Name of sub-vote)	
Vote 99: NAME OF VOTE 99	(Name of sub-vote)	
Vote 100: NAME OF VOTE 100	(Name of sub-vote)	

09500000
0000029

KZN456 Dr Nkomozana Dlamini Zuma - Contact Information

A. GENERAL INFORMATION	
Municipality	KZN456 Dr Nkomozana Dlamini Zuma
Grade	3 <small>1 Grade is lower of the Recombination of Public Office Bearer Act</small>
Province	KwaZulu-Natal
Web Address	WWW.MDZ.GOV.ZA
E-mail Address	mailto:mdz.gov.za
B. CONTACT INFORMATION	
Postal address:	
P.O. Box	P.O. Box 62
City / Town	Crofton
Postal Code	3253
Street address:	
Building	Dr Nkomozana Dlamini Zuma Municipal building
Street No. & Name	Main street
City / Town	Crofton
Postal Code	3253
General Contacts	
Telephone number	039 833 1038
Fax number	039 833 1179
C. POLITICAL LEADERSHIP	
Speaker:	
ID Number	7112155474 086
Title	Mr
Name	Maudun H Rappa
Telephone number	039 833 1038
Cell number	079 347 1193
Fax number	039 833 1179
E-mail address	spkshk@mdz.gov.za
Secretary/PA to the Speaker:	
ID Number	8004300332062
Title	Miss
Name	N Dlamini
Telephone number	039 792 3000
Cell number	082 777 8253
Fax number	357021148
E-mail address	mayorpa@nkomozana.gov.za
Mayor/Executive Mayor:	
ID Number	662617 0827 086
Title	Ms
Name	Fabiosa M Mkwandla
Telephone number	039 833 1038
Cell number	079 290 7707
Fax number	039 833 1179
E-mail address	mayor@mdz.gov.za
Secretary/PA to the Mayor/Executive Mayor:	
ID Number	8512092563063
Title	Ms
Name	Z. Khanyo
Telephone number	039 833 1038
Cell number	083 515 4771
Fax number	039 833 1539
E-mail address	mayorpa@mdz.gov.za
Deputy Mayor/Executive Mayor:	
ID Number	83404 5726 081
Title	Mr
Name	Phisoa P. Shange
Telephone number	039 833 1038
Cell number	073 053 1188
Fax number	039 833 1179
E-mail address	deputy@mdz.gov.za
Secretary/PA to the Deputy Mayor/Executive Mayor:	
ID Number	8512092563063
Title	Miss
Name	E. Mkwandla
Telephone number	039 833 1038
Cell number	083 515 4771
Fax number	039 833 1539
E-mail address	deputy@mdz.gov.za
D. MANAGEMENT LEADERSHIP	
Municipal Manager:	
ID Number	660127 5562 081
Title	Mr
Name	Munyimwe C. Voti
Telephone number	039 833 1038
Cell number	073 070 6662
Fax number	039 833 1179
E-mail address	mm@nkomozana.gov.za
Secretary/PA to the Municipal Manager:	
ID Number	880713 0737 083
Title	Miss
Name	S. Mkhabela
Telephone number	039 833 1038
Cell number	080 966 3067
Fax number	039 833 1539
E-mail address	mm@nkomozana.gov.za
Chief Financial Officer:	
ID Number	840231 5488 081
Title	Mr
Name	K.M.B. MZAMELA
Telephone number	039 833 1038
Cell number	080 544 5411
Fax number	039 833 1179
E-mail address	cmo@mdz.gov.za
Secretary/PA to the Chief Financial Officer:	
ID Number	8703042833080
Title	Miss
Name	Penny Mboza
Telephone number	039 833 1038
Cell number	081 786 7590
Fax number	039 833 1539
E-mail address	cmo@nkomozana.gov.za
Official responsible for submitting financial information	
ID Number	810626 5730 086
Title	Mr
Name	Philip Mngweni
Telephone number	039 833 1038
Cell number	079 408 1647
Fax number	039 833 1179
E-mail address	senioraccounts@nkomozana.gov.za
Secretary/PA to the Official responsible for submitting financial information	
ID Number	841018 0817 087
Title	Miss
Name	Nokuthula Khuboni
Telephone number	039 833 1038
Cell number	072 770 0153
Fax number	039 833 1179
E-mail address	khuboni@mdz.gov.za
Official responsible for submitting financial information	
ID Number	900213 0887 085
Title	Ms
Name	Nompumelelo Khulu
Telephone number	039 833 1038
Cell number	079 968 5714
Fax number	039 833 1179
E-mail address	khulu@mdz.gov.za
Secretary/PA to the Official responsible for submitting financial information	
ID Number	851124 5421 084
Title	Mr
Name	Richard Jali
Telephone number	039 833 1038
Cell number	079 389 2108
Fax number	039 833 1179
E-mail address	khulu@mdz.gov.za
Official responsible for submitting financial information	
ID Number	0
Title	0
Name	0
Telephone number	0
Cell number	0
Fax number	0
E-mail address	0
Official responsible for submitting financial information	
ID Number	0
Title	0
Name	0
Telephone number	0
Cell number	0
Fax number	0
E-mail address	0
Official responsible for submitting financial information	
ID Number	0
Title	0
Name	0
Telephone number	0
Cell number	0
Fax number	0
E-mail address	0
Official responsible for submitting financial information	
ID Number	0
Title	0
Name	0
Telephone number	0
Cell number	0
Fax number	0
E-mail address	0
Official responsible for submitting financial information	
ID Number	0
Title	0
Name	0
Telephone number	0
Cell number	0
Fax number	0
E-mail address	0
Official responsible for submitting financial information	
ID Number	0
Title	0
Name	0
Telephone number	0
Cell number	0
Fax number	0
E-mail address	0
Official responsible for submitting financial information	
ID Number	0
Title	0
Name	0
Telephone number	0
Cell number	0
Fax number	0
E-mail address	0
Official responsible for submitting financial information	
ID Number	0
Title	0
Name	0
Telephone number	0
Cell number	0
Fax number	0
E-mail address	0
Official responsible for submitting financial information	
ID Number	0
Title	0
Name	0
Telephone number	0
Cell number	0
Fax number	0
E-mail address	0
Official responsible for submitting financial information	
ID Number	0
Title	0
Name	0
Telephone number	0
Cell number	0
Fax number	0
E-mail address	0

000030
0000030

KZN436 Dr Nkosazana Dlamini Zuma - Table C1 Monthly Budget Statement Summary - M12 June

Description	2018/19	Budget Year 2019/20							
	Audited Outcome	Original Budget	Adjusted Budget	Monthly actual	YearTD actual	YearTD budget	YTD variance	YTD variance %	Full Year Forecast
R thousands									
Financial Performance									
Property rates	31 362	37 561	32 380	2 198	32 502	32 380	122	0%	32 380
Service charges	3 305	3 800	3 800	285	3 423	3 800	(376)	-10%	3 800
Investment revenue	7 945	7 741	7 741	404	8 133	7 741	391	5%	7 741
Transfers and subsidies	126 957	135 407	136 323	1 198	135 794	136 323	(529)	-0%	136 323
Other own revenue	8 531	6 547	10 293	(1 750)	11 669	10 293	1 376	13%	10 293
Total Revenue (excluding capital transfers and contributions)	178 101	191 056	190 537	2 335	191 521	190 537	984	1%	190 537
Employee costs	50 499	63 965	60 690	5 300	58 107	60 690	(2 584)	-4%	60 690
Remuneration of Councillors	11 200	12 627	12 627	966	11 598	12 627	(1 030)	-8%	12 627
Depreciation & asset impairment	23 505	34 654	27 801	(85)	24 002	27 801	(3 799)	-14%	27 801
Finance charges	107	425	375	16	176	375	(198)	-53%	375
Materials and bulk purchases	731	4 604	4 257	388	1 539	4 257	(2 718)	-64%	4 257
Transfers and subsidies	1 772	1 905	1 905	91	1 496	1 905	(409)	-21%	1 905
Other expenditure	68 430	69 859	82 126	11 445	60 911	82 126	(21 215)	-26%	82 126
Total Expenditure	156 245	188 039	189 781	18 121	157 829	189 781	(31 953)	-17%	189 781
Surplus/(Deficit)	21 856	3 018	756	(15 786)	33 693	756	32 937	4356%	756
Transfers and subsidies - capital (monetary allocation)	26 999	27 149	33 649	11 594	31 240	33 649	(2 409)	-7%	33 649
Contributions & Contributed assets	-	-	-	-	-	-	-	-	-
Surplus/(Deficit) after capital transfers & contributions	48 854	30 167	34 405	(4 192)	64 933	34 405	30 528	89%	34 405
Share of surplus/ (deficit) of associate	-	-	-	-	-	-	-	-	-
Surplus/ (Deficit) for the year	48 854	30 167	34 405	(4 192)	64 933	34 405	30 528	89%	34 405
Capital expenditure & funds sources									
Capital expenditure	63 859	68 644	88 800	26 947	70 366	88 800	(18 434)	-21%	88 800
Capital transfers recognised	-	27 149	33 734	11 198	27 629	33 734	(6 105)	-18%	33 734
Public contributions & donations	-	-	-	-	-	-	-	-	-
Borrowing	-	-	-	-	-	-	-	-	-
Internally generated funds	5 215	41 495	55 066	15 748	44 717	55 066	(10 349)	-19%	55 066
Total sources of capital funds	5 215	68 644	88 800	26 947	72 347	88 800	(16 453)	-19%	88 800
Financial position									
Total current assets	147 498	80 755	129 928		21 254				129 928
Total non current assets	381 997	435 200	442 935		45 285				442 935
Total current liabilities	48 041	35 315	56 504		604				56 504
Total non current liabilities	17 397	16 480	17 397		1 055				17 397
Community wealth/Equity	464 057	464 180	492 313		-				492 313
Cash flows									
Net cash from (used) operating	115 482	58 275	42 407	8 979	33 497	46 271	12 774	28%	46 271
Net cash from (used) investing	(50 815)	(68 299)	(83 996)	(5 819)	(66 108)	(83 996)	(17 889)	21%	(83 996)
Net cash from (used) financing	(31 818)	-	(678)	(384)	(508)	(678)	(170)	25%	(678)
Cash/cash equivalents at the month/year end	121 685	78 812	79 419	-	119 353	83 282	(36 071)	-43%	114 068
Debtors & creditors analysis									
	0-30 Days	31-60 Days	61-90 Days	91-120 Days	121-150 Dys	151-180 Dys	181 Dys-1 Yr	Over 1Yr	Total
Debtors Age Analysis									
Total By Income Source	2 769	2 381	2 139	1 851	57 649	-	-	-	66 790
Creditors Age Analysis									
Total Creditors	-	-	-	-	-	-	-	-	-

KZN436 Dr Nkosazana Dlamini Zuma - Table C2 Monthly Budget Statement - Financial Performance (functional classification) - M12 June

Description	Ref	Budget Year 2019/20								
		2018/19 Audited Outcome	Original Budget	Adjusted Budget	Monthly actual	YearTD actual	YearTD budget	YTD variance	YTD variance %	Full Year Forecast
R thousands										
Revenue - Functional										
Governance and administration		167 475	178 858	177 988	637	179 853	177 988	1 865	1%	177 988
Executive and council		-	-	-	-	-	-	-	-	-
Finance and administration		167 475	178 858	177 988	637	179 853	177 988	1 865	1%	177 988
Internal audit		-	-	-	-	-	-	-	-	-
Community and public safety		3 970	5 255	12 251	4 980	9 051	12 251	(3 200)	-26%	12 251
Community and social services		3 842	3 659	10 158	4 215	7 776	10 158	(2 382)	-23%	10 158
Sport and recreation		22	-	-	-	95	-	95	#DIV/0!	-
Public safety		106	1 596	2 093	765	1 181	2 093	(913)	-44%	2 093
Housing		-	-	-	-	-	-	-	-	-
Health		-	-	-	-	-	-	-	-	-
Economic and environmental services		30 016	30 292	30 147	8 027	30 434	30 147	286	1%	30 147
Planning and development		99	762	617	46	112	617	(505)	-82%	617
Road transport		29 917	29 530	29 530	7 981	30 322	29 530	792	3%	29 530
Environmental protection		-	-	-	-	-	-	-	-	-
Trading services		3 638	3 800	3 800	285	3 423	3 800	(376)	-10%	3 800
Energy sources		333	-	-	-	-	-	-	-	-
Water management		-	-	-	-	-	-	-	-	-
Waste water management		-	-	-	-	-	-	-	-	-
Waste management		3 305	3 800	3 800	285	3 423	3 800	(376)	-10%	3 800
Other	4	-	-	-	-	-	-	-	-	-
Total Revenue - Functional	2	205 099	218 205	224 186	13 929	222 761	224 186	(1 425)	-1%	224 186
Expenditure - Functional										
Governance and administration		99 616	114 878	107 113	6 506	87 573	107 113	(19 540)	-18%	107 113
Executive and council		22 022	24 508	24 146	1 658	20 136	24 146	(4 011)	-17%	24 146
Finance and administration		76 336	89 094	81 622	4 775	66 347	81 622	(15 275)	-19%	81 622
Internal audit		1 258	1 276	1 345	74	1 090	1 345	(255)	-19%	1 345
Community and public safety		20 816	25 724	25 257	2 047	21 065	25 257	(4 192)	-17%	25 257
Community and social services		13 232	16 319	15 046	1 050	11 524	15 046	(3 522)	-23%	15 046
Sport and recreation		196	465	392	10	205	392	(187)	-48%	392
Public safety		7 162	8 671	9 552	967	9 078	9 552	(474)	-5%	9 552
Housing		225	269	267	20	258	267	(9)	-3%	267
Health		-	-	-	-	-	-	-	-	-
Economic and environmental services		28 439	37 745	36 219	8 745	31 657	36 219	(4 562)	-13%	36 219
Planning and development		8 011	15 566	12 759	2 347	6 716	12 759	(6 043)	-47%	12 759
Road transport		20 429	22 178	23 459	6 398	24 940	23 459	1 481	6%	23 459
Environmental protection		-	-	-	-	-	-	-	-	-
Trading services		5 393	4 560	17 247	659	15 767	17 247	(1 480)	-9%	17 247
Energy sources		1 461	-	11 730	0	10 947	11 730	(783)	-7%	11 730
Water management		-	-	-	-	-	-	-	-	-
Waste water management		-	-	-	-	-	-	-	-	-
Waste management		3 932	4 560	5 517	659	4 820	5 517	(697)	-13%	5 517
Other		1 981	5 132	3 946	163	1 768	3 946	(2 178)	-55%	3 946
Total Expenditure - Functional	3	156 245	188 039	189 781	18 121	157 829	189 781	(31 953)	-17%	189 781
Surplus/ (Deficit) for the year		48 854	30 167	34 405	(4 192)	64 933	34 405	30 528	89%	34 405

References

- Government Finance Statistics Functions and Sub-functions are standardised to assist the compilation of national and international accounts for comparison purposes
- Total Revenue by functional classification must reconcile to Total Operating Revenue shown in the Financial Performance Statement
- Total Expenditure by functional classification must reconcile to total operating expenditure shown in 'Financial Performance Statement'
- All amounts must be classified under a functional classification (modified GFS). The GFS function 'Other' is only for Abattoirs, Air Transport, Licensing and Regulation, Markets and Tourism - and if used must be supported by footnotes. Nothing else may be placed under 'Other'. Assign associate share to relevant classification

KZN436 Dr Nkosazana Dlamini Zuma - Table C2 Monthly Budget Statement - Financial Performance (functional classification) - M12 June

Description	Ref	Budget Year: 2019/20								
		2018/19	Budget Year: 2019/20							
		Audited Outcome	Original Budget	Adjusted Budget	Monthly actual	YearTD actual	YearTD budget	YTD variance	YTD variance %	Full Year Forecast
R thousands	1									
Revenue - Functional										
Municipal governance and administration		167 475	178 858	177 988	637	179 853	177 988	1 865	1%	177 988
Executive and council		-	-	-	-	-	-	-	-	-
Mayor and Council		-	-	-	-	-	-	-	-	-
Municipal Manager, Town Secretary and Chief Executive		-	-	-	-	-	-	-	-	-
Finance and administration		167 475	178 853	177 988	637	179 853	177 888	1 865	0	177 888
Administrative and Corporate Support		-	-	-	-	20	-	-	#DIV/0!	-
Asset Management		-	-	-	-	-	-	-	-	-
Finance		167 101	178 758	177 888	637	179 833	177 888	1 945	0	177 888
Fleet Management		-	-	-	-	-	-	-	-	-
Human Resources		294	100	100	-	-	100	(100)	(0)	100
Information Technology		-	-	-	-	-	-	-	-	-
Legal Services		-	-	-	-	-	-	-	-	-
Marketing, Customer Relations, Publicity and Media Co-ordination		-	-	-	-	-	-	-	-	-
Property Services		-	-	-	-	-	-	-	-	-
Risk Management		-	-	-	-	-	-	-	-	-
Security Services		-	-	-	-	-	-	-	-	-
Supply Chain Management		-	-	-	-	-	-	-	-	-
Valuation Service		-	-	-	-	-	-	-	-	-
Internal audit		-	-	-	-	-	-	-	-	-
Governance Function		-	-	-	-	-	-	-	-	-
Community and public safety		3 970	5 255	12 251	4 980	9 051	12 251	(3 200)	(0)	12 251
Community and social services		3 842	3 659	10 158	4 215	7 776	10 158	(2 382)	(0)	10 158
Aged Care		-	-	-	-	-	-	-	-	-
Agricultural		-	-	-	-	-	-	-	-	-
Animal Care and Diseases		-	-	-	-	-	-	-	-	-
Cemeteries, Funeral Parlours and Crematoriums		-	-	-	-	-	-	-	-	-
Child Care Facilities		-	-	-	-	-	28	28	#DIV/0!	-
Community Halls and Facilities		-	-	-	-	-	-	-	-	-
Consumer Protection		-	-	-	-	-	-	-	-	-
Cultural Matters		-	-	-	-	-	-	-	-	-
Disaster Management		-	-	-	-	-	-	-	-	-
Education		-	-	-	-	-	-	-	-	-
Indigenous and Customary Law		-	-	-	-	-	-	-	-	-
Industrial Promotion		-	-	-	-	-	-	-	-	-
Language Policy		-	-	-	-	-	-	-	-	-
Libraries and Archives		-	-	-	-	-	-	-	-	-
Literacy Programmes		3 464	3 653	10 158	4 215	7 748	10 158	(2 410)	(0)	10 158
Media Services		-	-	-	-	-	-	-	-	-
Museums and Art Galleries		-	-	-	-	-	-	-	-	-
Population Development		378	-	-	-	-	-	-	-	-
Provincial Cultural Matters		-	-	-	-	-	-	-	-	-
Theatres		-	-	-	-	-	-	-	-	-
Zoo's		-	-	-	-	-	-	-	-	-
Sport and recreation		22	-	-	-	95	-	95	#DIV/0!	-
Beaches and Jetty's		-	-	-	-	-	-	-	-	-
Casinos, Racing, Gambling, Weeping		-	-	-	-	-	-	-	-	-
Community Parks (Including Nurseries)		-	-	-	-	-	-	-	-	-
Recreational Facilities		22	-	-	-	95	-	95	#DIV/0!	-
Sports Grounds and Stadiums		-	-	-	-	-	-	-	-	-
Public safety		106	1 596	2 093	785	1 181	2 093	(913)	(0)	2 093
Civil Defence		-	-	-	-	-	-	-	-	-
Cleaning		-	-	-	-	-	-	-	-	-
Control of Public Nuisances		-	-	-	-	-	-	-	-	-
Fencing and Fences		-	-	-	-	-	-	-	-	-
Fire Fighting and Protection		106	-	745	745	745	745	-	-	745
Licensing and Control of Animals		-	-	-	-	-	-	-	-	-
Police Forces, Traffic and Street Parking Control		-	1 596	1 348	20	436	1 348	(913)	(0)	1 348
Pounds		-	-	-	-	-	-	-	-	-
Housing		-	-	-	-	-	-	-	-	-
Housing		-	-	-	-	-	-	-	-	-
Informal Settlements		-	-	-	-	-	-	-	-	-
Health		-	-	-	-	-	-	-	-	-
Ambulance		-	-	-	-	-	-	-	-	-
Health Services		-	-	-	-	-	-	-	-	-
Laboratory Services		-	-	-	-	-	-	-	-	-
Food Control		-	-	-	-	-	-	-	-	-
Health Surveillance and Prevention of Communicable Diseases Including Immunizations		-	-	-	-	-	-	-	-	-
Vector Control		-	-	-	-	-	-	-	-	-
Chemical Safety		-	-	-	-	-	-	-	-	-
Economic and environmental services		30 016	30 292	30 147	9 027	30 434	30 147	286	0	30 147
Planning and development		99	782	817	46	112	617	(505)	(0)	617
Billboards		-	-	-	-	-	-	-	-	-
Corporate Wide Strategic Planning (IDPs, LEDs)		-	-	-	-	-	-	-	-	-
Central City Improvement District		-	-	-	-	-	-	-	-	-
Development Facilitation		-	-	-	-	-	-	-	-	-
Economic Development/Planning		-	-	-	-	-	-	-	-	-
Regional Planning and Development		-	-	-	-	-	-	-	-	-
Town Planning, Building Regulations and Enforcement, and City Engineer		99	782	817	46	112	617	(505)	(0)	617
Project Management Unit		-	-	-	-	-	-	-	-	-
Provincial Planning		-	-	-	-	-	-	-	-	-
Support to Local Municipalities		-	-	-	-	-	-	-	-	-
Road transport		29 617	29 530	29 530	7 961	30 322	29 530	792	0	29 530
Public Transport		-	-	-	-	-	-	-	-	-
Road and Traffic Regulation		959	-	-	-	58	-	58	#DIV/0!	-
Roads		28 958	29 530	29 530	7 961	30 264	29 530	734	0	29 530
Taxi Ranks		-	-	-	-	-	-	-	-	-
Environmental protection		-	-	-	-	-	-	-	-	-
Biodiversity and Landscape		-	-	-	-	-	-	-	-	-
Coastal Protection		-	-	-	-	-	-	-	-	-
Indigenous Forests		-	-	-	-	-	-	-	-	-
Nature Conservation		-	-	-	-	-	-	-	-	-
Pollution Control		-	-	-	-	-	-	-	-	-
Soil Conservation		-	-	-	-	-	-	-	-	-
Trading services		3 638	3 800	3 800	285	3 423	3 800	(379)	(0)	3 800
Energy sources		333	-	-	-	-	-	-	-	-
Electricity		333	-	-	-	-	-	-	-	-
Street Lighting and Signal Systems		-	-	-	-	-	-	-	-	-
Nonelectric Energy		-	-	-	-	-	-	-	-	-
Water management		-	-	-	-	-	-	-	-	-
Water Treatment		-	-	-	-	-	-	-	-	-
Water Distribution		-	-	-	-	-	-	-	-	-
Water Storage		-	-	-	-	-	-	-	-	-
Waste water management		-	-	-	-	-	-	-	-	-
Public Toilets		-	-	-	-	-	-	-	-	-
Sewerage		-	-	-	-	-	-	-	-	-
Storm Water Management		-	-	-	-	-	-	-	-	-
Waste Water Treatment		-	-	-	-	-	-	-	-	-
Waste management		3 305	3 800	3 800	285	3 423	3 800	(378)	(0)	3 800
Recycling		-	-	-	-	-	-	-	-	-
Solid Waste Disposal (Landfill Sites)		-	-	-	-	-	-	-	-	-
Solid Waste Removal		3 305	3 800	3 800	285	3 423	3 800	(378)	(0)	3 800
Street Cleaning		-	-	-	-	-	-	-	-	-
Other		-	-	-	-	-	-	-	-	-
Abattoirs		-	-	-	-	-	-	-	-	-
Air Transport		-	-	-	-	-	-	-	-	-
Forestry		-	-	-	-	-	-	-	-	-
Licensing and Regulation		-	-	-	-	-	-	-	-	-
Markets		-	-	-	-	-	-	-	-	-
Tourism		-	-	-	-	-	-	-	-	-
Total Revenue - Functional	2	205 099	218 205	224 166	13 929	222 761	224 186	(1 425)	(0)	224 186

Description	Ref	Budget Year 2019/20								
		2018/19 Audited Outcome	Original Budget	Adjusted Budget	Monthly actual	YearTD actual	YearTD budget	YTD variance	YTD variance %	Full Year Forecast
R thousands										
Expenditure - Functional										
Municipal governance and administration		99 816	114 878	107 113	6 508	87 573	107 113	(19 540)	(0)	107 113
Executive and council		22 022	24 508	24 145	1 858	20 135	24 146	(4 011)	(0)	24 146
Mayor and Council		11 388	13 544	13 304	966	12 046	13 304	(1 258)	(0)	13 304
Municipal Manager, Town Secretary and Chief Executive		10 234	10 964	10 842	891	8 089	10 842	(2 753)	(0)	10 842
Finance and administration		76 336	89 094	81 822	4 775	65 347	81 822	(15 275)	(0)	81 822
Administrative and Corporate Support		21 670	20 100	20 888	2 326	20 221	20 988	(767)	(0)	20 988
Asset Management		(162)	-	-	-	-	-	-	-	-
Finance		52 251	64 724	57 101	2 166	43 758	57 101	(13 342)	(0)	57 101
Fleet Management		-	-	-	-	-	-	-	-	-
Human Resources		2 577	4 270	3 533	283	2 366	3 533	(1 166)	(0)	3 533
Information Technology		-	-	-	-	-	-	-	-	-
Legal Services		-	-	-	-	-	-	-	-	-
Marketing, Customer Relations, Publicity and Media Co-ordination		-	-	-	-	-	-	-	-	-
Property Services		-	-	-	-	-	-	-	-	-
Risk Management		-	-	-	-	-	-	-	-	-
Security Services		-	-	-	-	-	-	-	-	-
Supply Chain Management		-	-	-	-	-	-	-	-	-
Valuation Service		-	-	-	-	-	-	-	-	-
Internal audit		1 258	1 276	1 345	74	1 090	1 345	(255)	(0)	1 345
Governance Function		1 258	1 276	1 345	74	1 090	1 345	(255)	(0)	1 345
Community and public safety		20 816	25 734	25 257	2 047	21 065	25 257	(4 192)	(0)	25 257
Community and social services		13 232	16 318	15 046	1 050	11 924	15 046	(3 922)	(0)	15 046
Aged Care		-	-	-	-	-	-	-	-	-
Agricultural		-	-	-	-	-	-	-	-	-
Animal Care and Diseases		15	53	43	-	2	43	(41)	(0)	43
Cemeteries, Funeral Parlours and Crematoriums		2	2	2	-	1	2	(1)	(0)	2
Child Care Facilities		-	-	-	-	-	-	-	-	-
Community Halls and Facilities		-	-	-	-	-	-	-	-	-
Consumer Protection		-	-	-	-	-	-	-	-	-
Cultural Matters		-	-	-	-	-	-	-	-	-
Disaster Management		-	-	-	-	-	-	-	-	-
Education		-	-	-	-	-	-	-	-	-
Indigenous and Customary Law		-	-	-	-	-	-	-	-	-
Industrial Promotion		-	-	-	-	-	-	-	-	-
Language Policy		-	-	-	-	-	-	-	-	-
Libraries and Archives		3 483	3 936	3 940	332	3 829	3 940	(16)	(0)	3 940
Literacy Programmes		486	-	-	-	-	-	-	-	-
Media Services		-	-	-	-	-	-	-	-	-
Museums and Art Galleries		-	-	-	-	-	-	-	-	-
Population Development		9 248	12 329	11 153	719	7 892	11 153	(3 461)	(0)	11 153
Provincial Cultural Matters		-	-	-	-	-	-	-	-	-
Theatres		-	-	-	-	-	-	-	-	-
Zoo's		-	-	-	-	-	-	-	-	-
Sport and recreation		196	465	392	10	205	392	(167)	(0)	392
Beaches and Jetties		-	-	-	-	-	-	-	-	-
Casinos, Racing, Gambling, Wagering		-	-	-	-	-	-	-	-	-
Community Parks (Including Nurseries)		-	-	-	-	-	-	-	-	-
Recreational Facilities		-	-	-	-	-	-	-	-	-
Sports Grounds and Stadiums		196	465	392	10	205	392	(167)	(0)	392
Public safety		7 162	8 671	9 552	967	9 078	9 552	(474)	(0)	9 552
Civil Defence		-	-	-	-	-	-	-	-	-
Cleaning		-	-	-	-	-	-	-	-	-
Control of Public Nuisances		-	-	-	-	-	-	-	-	-
Fencing and Fences		-	-	-	-	-	-	-	-	-
Fire Fighting and Protection		2 071	2 382	4 418	560	3 161	4 416	(1 255)	(0)	4 416
Licensing and Control of Animals		517	1 160	861	53	685	861	(178)	(0)	861
Police Forces, Traffic and Street Parking Control		4 673	5 149	4 275	364	5 232	4 275	957	0	4 275
Pounds		-	-	-	-	-	-	-	-	-
Housing		225	268	267	20	258	267	(9)	(0)	267
Housing		225	268	267	20	258	267	(9)	(0)	267
Informal Settlements		-	-	-	-	-	-	-	-	-
Health		-	-	-	-	-	-	-	-	-
Ambulance		-	-	-	-	-	-	-	-	-
Health Services		-	-	-	-	-	-	-	-	-
Laboratory Services		-	-	-	-	-	-	-	-	-
Food Control		-	-	-	-	-	-	-	-	-
Health Surveillance and Prevention of Communicable Diseases including Immunizations		-	-	-	-	-	-	-	-	-
Vector Control		-	-	-	-	-	-	-	-	-
Chemical Safety		-	-	-	-	-	-	-	-	-
Economic and environmental services		28 439	37 745	36 219	8 745	31 857	36 219	(4 362)	(0)	36 219
Planning and development		8 011	15 566	12 759	2 347	6 716	12 759	(8 043)	(0)	12 759
Billboards		-	-	-	-	-	-	-	-	-
Corporate Wide Strategic Planning (IDPs, LEDS)		573	2 699	2 539	324	1 193	2 539	(1 446)	(0)	2 539
Central City Improvement District		-	-	-	-	-	-	-	-	-
Development Facilitation		-	-	-	-	-	-	-	-	-
Economic Development/Planning		-	-	-	-	-	-	-	-	-
Regional Planning and Development		3 335	5 294	5 132	876	3 548	5 132	(1 593)	(0)	5 132
Town Planning, Building Regulations and Enforcement, and City Engineer		3 803	7 573	4 988	1 346	1 974	4 988	(3 014)	(0)	4 988
Project Management Unit		-	-	-	-	-	-	-	-	-
Provincial Planning		-	-	-	-	-	-	-	-	-
Support to Local Municipalities		-	-	-	-	-	-	-	-	-
Road transport		20 429	22 178	23 459	6 398	24 940	23 459	1 481	0	23 459
Public Transport		-	-	-	-	-	-	-	-	-
Road and Traffic Regulation		-	-	-	-	-	-	-	-	-
Roads		20 429	22 178	23 459	6 398	24 940	23 459	1 481	0	23 459
Taxi Ranks		-	-	-	-	-	-	-	-	-
Environmental protection		-	-	-	-	-	-	-	-	-
Biodiversity and Landscape		-	-	-	-	-	-	-	-	-
Coastal Protection		-	-	-	-	-	-	-	-	-
Indigenous Forests		-	-	-	-	-	-	-	-	-
Nature Conservation		-	-	-	-	-	-	-	-	-
Pollution Control		-	-	-	-	-	-	-	-	-
Soil Conservation		-	-	-	-	-	-	-	-	-
Trading services		5 393	4 560	17 247	659	15 767	17 247	(1 480)	(0)	17 247
Energy sources		1 461	-	11 730	0	10 947	11 730	(783)	(0)	11 730
Electricity		1 461	-	11 730	0	10 947	11 730	(783)	(0)	11 730
Street Lighting and Signal Systems		-	-	-	-	-	-	-	-	-
Nonelectric Energy		-	-	-	-	-	-	-	-	-
Water management		-	-	-	-	-	-	-	-	-
Water Treatment		-	-	-	-	-	-	-	-	-
Water Distribution		-	-	-	-	-	-	-	-	-
Water Storage		-	-	-	-	-	-	-	-	-
Waste water management		-	-	-	-	-	-	-	-	-
Public Toilets		-	-	-	-	-	-	-	-	-
Sewerage		-	-	-	-	-	-	-	-	-
Storm Water Management		-	-	-	-	-	-	-	-	-
Waste Water Treatment		3 932	4 560	5 517	659	4 820	5 517	(697)	(0)	5 517
Waste management		-	-	-	-	-	-	-	-	-
Recycling		-	-	-	-	-	-	-	-	-
Solid Waste Disposal (Landfill Sites)		3 932	4 560	5 517	659	4 820	5 517	(697)	(0)	5 517
Solid Waste Removal		-	-	-	-	-	-	-	-	-
Street Cleaning		-	-	-	-	-	-	-	-	-
Other		1 981	5 132	3 946	163	1 768	3 946	(2 178)	(0)	3 946
Abattoirs		-	-	-	-	-	-	-	-	-
Air Transport		-	-	-	-	-	-	-	-	-
Forestry		-	-	-	-	-	-	-	-	-
Licensing and Regulation		-	-	-	-	-	-	-	-	-
Markets		-	-	-	-	-	-	-	-	-
Tourism		1 981	5 132	3 946	163	1 768	3 946	(2 178)	(0)	3 946
Total Expenditure - Functional	3	156 245	189 039	189 781	18 121	157 826	189 781	(31 955)	(0)	189 781
Surplus/ (Deficit) for the year		48 854	30 167	34 405	(4 192)	64 933	34 405	30 528	0	34 405

References

- Government Finance Statistics Functions and Sub-functions are standardised to assist national and international accounts and comparison
- Total Revenue by Functional Classification must reconcile to total operating revenue shown in Financial Performance (revenue and expenditure)
- Total Expenditure by Functional Classification must reconcile to total operating expenditure shown in Financial Performance (revenue and expenditure)
- All amounts must be classified under a Functional classification. The function 'Other' is only for Abattoirs, Air Transport, Licensing and Regulation, Markets and Tourism - and if used must be supported by footnotes. Nothing else may be placed under 'Other'. Assign associate shares to

KZN436 Dr Nkosazana Dlamini Zuma - Table C3 Monthly Budget Statement - Financial Performance (revenue and expenditure by municipal vote) - M12 June

Vote Description	Ref	Budget Year 2019/20								
		2018/19 Audited Outcome	Original Budget	Adjusted Budget	Monthly actual	YearTD actual	YearTD budget	YTD variance	YTD variance %	Full Year Forecast
R thousands										
Revenue by Vote										
Vote 1 - Executive and Council	1	-	-	-	-	-	-	-	-	-
Vote 2 - Budget and Treasury		167 192	178 758	177 888	637	179 833	177 888	1 945	1.1%	177 888
Vote 3 - Corporate Services		284	100	100	-	20	100	(80)	-80.2%	100
Vote 4 - Community Services		8 930	9 055	16 051	5 414	13 267	16 051	(2 784)	-17.3%	16 051
Vote 5 - Public Works and Basic Services		28 595	29 530	29 530	7 832	29 530	29 530	0	0.0%	29 530
Vote 6 - Planning and Development		99	762	617	46	112	617	(505)	-81.9%	617
Vote 7 - [NAME OF VOTE 7]		-	-	-	-	-	-	-	-	-
Vote 8 - [NAME OF VOTE 8]		-	-	-	-	-	-	-	-	-
Vote 9 - [NAME OF VOTE 9]		-	-	-	-	-	-	-	-	-
Vote 10 - [NAME OF VOTE 10]		-	-	-	-	-	-	-	-	-
Vote 11 - [NAME OF VOTE 11]		-	-	-	-	-	-	-	-	-
Vote 12 - [NAME OF VOTE 12]		-	-	-	-	-	-	-	-	-
Vote 13 - [NAME OF VOTE 13]		-	-	-	-	-	-	-	-	-
Vote 14 - [NAME OF VOTE 14]		-	-	-	-	-	-	-	-	-
Vote 15 - [NAME OF VOTE 15]		-	-	-	-	-	-	-	-	-
Total Revenue by Vote	2	205 099	218 205	224 186	13 929	222 761	224 186	(1 425)	-0.6%	224 186
Expenditure by Vote										
Vote 1 - Executive and Council	1	23 095	25 784	25 491	1 731	21 225	25 491	(4 266)	-16.7%	25 491
Vote 2 - Budget and Treasury		53 181	64 724	57 101	2 166	43 758	57 101	(13 343)	-23.4%	57 101
Vote 3 - Corporate Services		24 245	24 370	24 521	2 609	22 589	24 521	(1 932)	-7.9%	24 521
Vote 4 - Community Services		23 447	33 286	31 575	2 514	23 767	31 575	(7 807)	-24.7%	31 575
Vote 5 - Public Works and Basic Services		28 942	34 581	45 962	8 425	42 940	45 962	(3 021)	-6.6%	45 962
Vote 6 - Planning and Development		3 335	5 294	5 132	676	3 549	5 132	(1 583)	-30.9%	5 132
Vote 7 - [NAME OF VOTE 7]		-	-	-	-	-	-	-	-	-
Vote 8 - [NAME OF VOTE 8]		-	-	-	-	-	-	-	-	-
Vote 9 - [NAME OF VOTE 9]		-	-	-	-	-	-	-	-	-
Vote 10 - [NAME OF VOTE 10]		-	-	-	-	-	-	-	-	-
Vote 11 - [NAME OF VOTE 11]		-	-	-	-	-	-	-	-	-
Vote 12 - [NAME OF VOTE 12]		-	-	-	-	-	-	-	-	-
Vote 13 - [NAME OF VOTE 13]		-	-	-	-	-	-	-	-	-
Vote 14 - [NAME OF VOTE 14]		-	-	-	-	-	-	-	-	-
Vote 15 - [NAME OF VOTE 15]		-	-	-	-	-	-	-	-	-
Total Expenditure by Vote	2	156 245	188 039	189 781	18 121	157 829	189 781	(31 953)	-16.8%	189 781
Surplus/ (Deficit) for the year	2	48 854	30 167	34 405	(4 192)	64 933	34 405	30 528	88.7%	34 405

0000035
0000035

Fund	Fund Description	2019	2019 Budget				2019 Actual		YTD %	YTD %	YTD %
			Original Budget	Revised Budget	Monthly Actual	Year to Date Actual	YTD Budget	YTD Actual			
1	Revenue by Vote										
	Vote 1 - Executive and Council										
	11 - Municipal Manager and Council										
	12 - Board Audit										
	Vote 2 - Public Works and Security										
	21 - Police and Fire										
	Vote 3 - Economic Services										
	31 - Economic Services										
	32 - Economic Services										
	Vote 4 - Public Works and State Services										
	41 - Public Works and State Services										
	42 - Public Works and State Services										
	43 - Public Works and State Services										
	44 - Public Works and State Services										
	45 - Public Works and State Services										
	46 - Public Works and State Services										
	47 - Public Works and State Services										
	48 - Public Works and State Services										
	Vote 5 - Public Works and State Services										
	51 - Public Works and State Services										
	52 - Public Works and State Services										
	53 - Public Works and State Services										
	54 - Public Works and State Services										
	Vote 6 - Public Works and State Services										
	61 - Public Works and State Services										
	Vote 7 - BOARD OF VOTE 7										
	Vote 8 - BOARD OF VOTE 8										
	Vote 9 - BOARD OF VOTE 9										
	Vote 10 - BOARD OF VOTE 10										
	Vote 11 - BOARD OF VOTE 11										
	Vote 12 - BOARD OF VOTE 12										
	Vote 13 - BOARD OF VOTE 13										
	Vote 14 - BOARD OF VOTE 14										
	Vote 15 - BOARD OF VOTE 15										
2	Total Revenue by Vote										

000036
0000036

View Description	Unit	Budget Year 2020									
		Actual Balance	Original Budget	Adjusted Budget	Standard Actual	YearTD Actual	YearTD Budget	YTD Variance	YTD Variance %	Full Year Forecast	Full Year Forecast %
Section 01 - 0000		37,886	39,796	39,951	1,000	38,335	38,800	4,465	11.5%	38,800	97.3%
View 1 - Expenses and Control		27,626	29,536	29,691	1,000	28,175	28,640	4,645	15.7%	28,640	103.0%
11 - National Personnel and Control		1,375	1,375	1,365	1,365	1,365	1,365	0	0%	1,365	98.5%
12 - General Fund		26,251	28,161	28,326	1,000	26,810	27,275	4,645	17.2%	27,275	103.9%
View 2 - Budget and Treasury		10,166	14,224	14,141	1,166	14,169	14,169	3,003	21%	14,169	139.3%
21 - Budget and Treasury		10,166	14,224	14,141	1,166	14,169	14,169	3,003	21%	14,169	139.3%
View 3 - Corporate Services		16,546	14,224	14,141	1,166	14,169	14,169	0	0%	14,169	85.7%
31 - Corporate services labor and conference		7,747	2,118	2,118	2,118	2,118	2,118	0	0%	2,118	24.5%
32 - Vendor Personnel		8,799	12,106	12,023	1,166	12,051	12,051	0	0%	12,051	142.3%
View 4 - Community Services		23,642	25,360	25,428	2,164	23,167	24,631	1,464	6.2%	24,631	103.8%
41 - Customer Service Administration		1,902	1,922	1,912	1,912	1,912	1,912	0	0%	1,912	99.5%
42 - Code and Protocol Services		4,077	4,191	4,171	4,171	4,171	4,171	0	0%	4,171	100%
43 - Contract Management		1,141	1,262	1,252	1,252	1,252	1,252	0	0%	1,252	100%
44 - Customer Support		1,106	1,116	1,106	1,106	1,106	1,106	0	0%	1,106	100%
45 - Dispatch		1,267	1,336	1,326	1,326	1,326	1,326	0	0%	1,326	104.3%
46 - Dispatch		1,267	1,336	1,326	1,326	1,326	1,326	0	0%	1,326	104.3%
47 - Code and Protocol Services		1,462	1,596	1,586	1,586	1,586	1,586	0	0%	1,586	108.5%
49 - ICD and System		784	797	787	787	787	787	0	0%	787	100.4%
View 5 - Public Works and Public Services		10,140	14,561	14,523	1,423	14,168	14,168	3,955	27%	14,168	140.2%
51 - Streets		2,118	2,118	2,118	2,118	2,118	2,118	0	0%	2,118	100%
52 - Streets		2,118	2,118	2,118	2,118	2,118	2,118	0	0%	2,118	100%
53 - Streets		2,118	2,118	2,118	2,118	2,118	2,118	0	0%	2,118	100%
54 - (NA)		1,796	8,607	8,179	8,179	8,179	8,179	0	0%	8,179	455.3%
View 6 - Planning and Development		1,118	1,118	1,118	1,118	1,118	1,118	0	0%	1,118	100%
61 - Planning and Development		1,118	1,118	1,118	1,118	1,118	1,118	0	0%	1,118	100%
View 7 - PHASE OF VOTE 71											
View 8 - PHASE OF VOTE 81											
View 9 - PHASE OF VOTE 91											
View 10 - PHASE OF VOTE 101											
View 11 - PHASE OF VOTE 111											
View 12 - PHASE OF VOTE 121											
View 13 - PHASE OF VOTE 131											
View 14 - PHASE OF VOTE 141											
View 15 - PHASE OF VOTE 151											
Total Equilibrium by View		37,886	39,796	39,951	14,123	137,629	138,799	11,170	8%	138,799	366.7%
Actual		37,886	39,796	39,951	14,123	137,629	138,799	11,170	8%	138,799	366.7%

1. Report Value = a. Departmental Budget in Standard Allocation
 2. Methodology of Financial Performance Measures and Expenses by Standard Classification and Measure and Location
 3. Appropriate or Historical Values by View

KZN436 Dr Nkosazana Dlamini Zuma - Table C4 Monthly Budget Statement - Financial Performance (revenue and expenditure) - M12 June

Description	Ref	Budget Year 2019/20								
		2018/19 Audited Outcome	Original Budget	Adjusted Budget	Monthly actual	YearTD actual	YearTD budget	YTD variance	YTD variance %	Full Year Forecast
R thousands										
Revenue By Source										
Property rates		31 362	37 561	32 380	2 198	32 502	32 380	122	0%	32 380
Service charges - electricity revenue		-	-	-	-	-	-	-	-	-
Service charges - water revenue		-	-	-	-	-	-	-	-	-
Service charges - sanitation revenue		-	-	-	-	-	-	-	-	-
Service charges - refuse revenue		3 305	3 800	3 800	285	3 423	3 800	(376)	-10%	3 800
Service charges - other		-	-	-	-	-	-	-	-	-
Rental of facilities and equipment		829	1 144	862	55	837	862	(25)	-3%	862
Interest earned - external investments		7 945	7 741	7 741	404	8 133	7 741	391	5%	7 741
Interest earned - outstanding debtors		-	1 800	2 195	371	3 132	2 195	937	43%	2 195
Dividends received		-	-	-	-	-	-	-	-	-
Fines, penalties and forfeits		4 073	665	695	208	2 572	695	1 877	270%	695
Licences and permits		959	998	720	45	493	720	(227)	-32%	720
Agency services		-	-	31	-	-	31	(31)	-100%	31
Transfers and subsidies		126 957	135 407	136 323	1 198	135 794	136 323	(529)	0%	136 323
Other revenue		2 292	1 595	986	56	376	986	(610)	-62%	986
Gains on disposal of PPE		378	345	4 804	(2 485)	4 259	4 804	(545)	-11%	4 804
Total Revenue (excluding capital transfers and contributions)		178 101	191 056	190 537	2 335	191 521	190 537	984	1%	190 537
Expenditure By Type										
Employee related costs		50 499	63 965	60 690	5 300	58 107	60 690	(2 584)	-4%	60 690
Remuneration of councillors		11 200	12 627	12 627	966	11 598	12 627	(1 030)	-8%	12 627
Debt impairment		10 542	6 478	6 478	12	34	6 478	(6 443)	-99%	6 478
Depreciation & asset impairment		23 505	34 654	27 801	(85)	24 002	27 801	(3 799)	-14%	27 801
Finance charges		107	425	375	16	176	375	(198)	-53%	375
Bulk purchases		-	-	-	-	-	-	-	-	-
Other materials		731	4 604	4 257	388	1 539	4 257	(2 718)	-64%	4 257
Contracted services		28 456	34 214	44 450	8 846	36 421	44 450	(8 029)	-18%	44 450
Transfers and subsidies		1 772	1 905	1 905	91	1 496	1 905	(409)	-21%	1 905
Other expenditure		29 432	29 166	31 199	2 587	24 456	31 199	(6 743)	-22%	31 199
Loss on disposal of PPE		-	-	-	-	-	-	-	-	-
Total Expenditure		156 245	188 039	189 781	18 121	157 829	189 781	(31 953)	-17%	189 781
Surplus/(Deficit)		21 856	3 018	756	(15 786)	33 693	756	32 937	0	756
Transfers and subsidies - capital (monetary allocations) (National / Provincial and District)		26 999	27 149	33 649	11 594	31 240	33 649	(2 409)	(0)	33 649
Transfers and subsidies - capital (monetary allocations) (National / Provincial Departmental Agencies, Households, Non-profit Institutions, Private Enterprises, Public Corporations, Higher Educational Institutions)		-	-	-	-	-	-	-	-	-
Transfers and subsidies - capital (in-kind - all)		-	-	-	-	-	-	-	-	-
Surplus/(Deficit) after capital transfers & contributions		48 854	30 167	34 405	(4 192)	64 933	34 405			34 405
Taxation		-	-	-	-	-	-	-	-	-
Surplus/(Deficit) after taxation		48 854	30 167	34 405	(4 192)	64 933	34 405			34 405
Attributable to minorities		-	-	-	-	-	-	-	-	-
Surplus/(Deficit) attributable to municipality		48 854	30 167	34 405	(4 192)	64 933	34 405			34 405
Share of surplus/ (deficit) of associate		-	-	-	-	-	-	-	-	-
Surplus/ (Deficit) for the year		48 854	30 167	34 405	(4 192)	64 933	34 405			34 405

References

1. Material variances to be explained on Table SC1

Total Revenue	205 099	216 205	224 186	13 929	222 761	224 186	(1 425)			224 186
----------------------	---------	---------	---------	--------	---------	---------	---------	--	--	---------

KNZ436 Dr Nkosazana Dlamini Zuma - Table C5 Monthly Budget Statement - Capital Expenditure (municipal vote, functional classification and funding) - M12 June

Vote Description	Ref	Budget Year 2019/20								
		2018/19 Audited Outcome	Original Budget	Adjusted Budget	Monthly actual	YearTD actual	YearTD budget	YTD variance	YTD variance %	Full Year Forecast
R thousands	1									
Multi-Year expenditure appropriation	2									
Vote 1 - Executive and Council		-	-	-	-	-	-	-	-	-
Vote 2 - Budget and Treasury		-	-	-	-	-	-	-	-	-
Vote 3 - Corporate Services		-	-	-	-	-	-	-	-	-
Vote 4 - Community Services		-	2 000	-	-	1 980	-	1 980	#DIV/0!	-
Vote 5 - Public Works and Basic Services		-	10 000	20 330	4 031	14 055	20 330	(6 275)	-31%	20 330
Vote 6 - Planning and Development		-	-	-	-	-	-	-	-	-
Vote 7 - [NAME OF VOTE 7]		-	-	-	-	-	-	-	-	-
Vote 8 - [NAME OF VOTE 8]		-	-	-	-	-	-	-	-	-
Vote 9 - [NAME OF VOTE 9]		-	-	-	-	-	-	-	-	-
Vote 10 - [NAME OF VOTE 10]		-	-	-	-	-	-	-	-	-
Vote 11 - [NAME OF VOTE 11]		-	-	-	-	-	-	-	-	-
Vote 12 - [NAME OF VOTE 12]		-	-	-	-	-	-	-	-	-
Vote 13 - [NAME OF VOTE 13]		-	-	-	-	-	-	-	-	-
Vote 14 - [NAME OF VOTE 14]		-	-	-	-	-	-	-	-	-
Vote 15 - [NAME OF VOTE 15]		-	-	-	-	-	-	-	-	-
Total Capital Multi-year expenditure	4,7	-	12 000	20 330	4 031	16 035	20 330	(4 295)	-21%	20 330
Single Year expenditure appropriation	2									
Vote 1 - Executive and Council		1 676	612	272	51	188	272	(83)	-31%	272
Vote 2 - Budget and Treasury		59 493	303	403	46	259	403	(144)	-36%	403
Vote 3 - Corporate Services		1 349	412	1 088	43	70	1 088	(998)	-93%	1 088
Vote 4 - Community Services		548	5 931	8 535	570	5 297	8 535	(3 238)	-38%	8 535
Vote 5 - Public Works and Basic Services		697	49 266	58 072	22 208	48 476	58 072	(9 596)	-17%	58 072
Vote 6 - Planning and Development		96	120	120	-	41	120	(79)	-66%	120
Vote 7 - [NAME OF VOTE 7]		-	-	-	-	-	-	-	-	-
Vote 8 - [NAME OF VOTE 8]		-	-	-	-	-	-	-	-	-
Vote 9 - [NAME OF VOTE 9]		-	-	-	-	-	-	-	-	-
Vote 10 - [NAME OF VOTE 10]		-	-	-	-	-	-	-	-	-
Vote 11 - [NAME OF VOTE 11]		-	-	-	-	-	-	-	-	-
Vote 12 - [NAME OF VOTE 12]		-	-	-	-	-	-	-	-	-
Vote 13 - [NAME OF VOTE 13]		-	-	-	-	-	-	-	-	-
Vote 14 - [NAME OF VOTE 14]		-	-	-	-	-	-	-	-	-
Vote 15 - [NAME OF VOTE 15]		-	-	-	-	-	-	-	-	-
Total Capital single-year expenditure	4	63 859	56 644	68 470	22 916	54 332	68 470	(14 139)	-21%	68 470
Total Capital Expenditure	3	63 859	68 644	88 800	26 947	70 366	88 800	(18 434)	-21%	88 800
Capital Expenditure - Functional Classification										
Governance and administration		62 939	1 827	2 168	140	569	2 168	(1 596)	-74%	2 168
Executive and council		1 676	612	272	51	188	272	(83)	-31%	272
Finance and administration		61 263	1 215	1 896	89	380	1 896	(1 516)	-80%	1 896
Internal audit		-	-	-	-	-	-	-	-	-
Community and public safety		548	8 131	8 735	570	7 470	8 735	(1 266)	-14%	8 735
Community and social services		225	3 525	680	27	2 478	680	1 818	275%	680
Sport and recreation		-	-	-	-	-	-	-	-	-
Public safety		323	4 606	8 075	543	4 991	8 075	(3 084)	-38%	8 075
Housing		-	-	-	-	-	-	-	-	-
Health		-	-	-	-	-	-	-	-	-
Economic and environmental services		372	58 688	77 897	26 237	62 328	77 897	(15 569)	-20%	77 897
Planning and development		232	53 936	75 712	26 195	62 096	75 712	(13 616)	-18%	75 712
Road transport		140	4 750	2 185	42	232	2 185	(1 953)	-89%	2 185
Environmental protection		-	-	-	-	-	-	-	-	-
Trading services		-	-	-	-	-	-	-	-	-
Energy sources		-	-	-	-	-	-	-	-	-
Water management		-	-	-	-	-	-	-	-	-
Waste water management		-	-	-	-	-	-	-	-	-
Waste management		-	-	-	-	-	-	-	-	-
Other		-	-	-	-	-	-	-	-	-
Total Capital Expenditure - Functional Classification	3	63 859	68 644	88 800	26 947	70 366	88 800	(18 434)	-21%	88 800
Funded by:										
National Government		-	27 149	27 149	9 622	24 073	27 149	(3 076)	-11%	27 149
Provincial Government		-	-	6 585	1 576	3 556	6 585	(3 029)	-46%	6 585
District Municipality		-	-	-	-	-	-	-	-	-
Other transfers and grants		-	-	-	-	-	-	-	-	-
Transfers recognised - capital		-	27 149	33 734	11 198	27 629	33 734	(6 105)	-18%	33 734
Public contributions & donations	5	-	-	-	-	-	-	-	-	-
Borrowing	6	-	-	-	-	-	-	-	-	-
Internally generated funds		5 215	41 495	56 066	15 748	44 717	55 066	(10 349)	-19%	55 066
Total Capital Funding		5 215	68 644	88 800	26 947	72 347	88 800	(16 453)	-19%	88 800

References

- Municipalities may choose to appropriate for capital expenditure for three years or for one year (if one year appropriation projected expenditure required for yr2 and yr3).
- Include capital component of PPP unitary payment
- Capital expenditure by functional classification must reconcile to the total of multi-year and single year appropriations
- Include expenditure on investment property, intangible and biological assets
- Must reconcile to Monthly Budget Statement Financial Performance (revenue and expenditure)
- Include finance leases and PPP capital funding component of unitary payment - total borrowing/repayments to reconcile to changes in Table SA17

KZN436 Dr Nkosazana Dlamini Zuma - Table C6 Monthly Budget Statement - Financial Position - M12 June

Description	Ref	2018/19	Budget Year 2019/20			
		Audited Outcome	Original Budget	Adjusted Budget	YearTD actual	Full Year Forecast
R thousands	1					
ASSETS						
Current assets						
Cash		121 685	5 000	12 880	(56 980)	12 880
Call investment deposits		-	51 033	84 953	59 917	84 953
Consumer debtors		23 002	21 111	28 305	15 335	28 305
Other debtors		2 811	3 812	3 791	3 043	3 791
Current portion of long-term receivables		-	-	-	-	-
Inventory		-	-	-	(61)	-
Total current assets		147 498	80 755	129 928	21 254	129 928
Non current assets						
Long-term receivables		-	-	-	-	-
Investments		-	-	-	-	-
Investment property		20 300	20 064	20 300	-	20 300
Investments in Associate		-	-	-	-	-
Property, plant and equipment		361 635	415 100	422 574	45 311	422 574
Agricultural		-	-	-	-	-
Biological assets		-	-	-	-	-
Intangible assets		62	35	61	(26)	61
Other non-current assets		-	-	-	-	-
Total non current assets		381 997	435 200	442 935	45 285	442 935
TOTAL ASSETS		529 495	515 955	572 864	66 539	572 864
LIABILITIES						
Current liabilities						
Bank overdraft		-	-	-	-	-
Borrowing		678	540	678	(276)	678
Consumer deposits		-	-	6	2	6
Trade and other payables		42 817	34 713	49 913	(193)	49 913
Provisions		4 545	62	5 907	1 071	5 907
Total current liabilities		48 041	35 315	56 504	604	56 504
Non current liabilities						
Borrowing		540	171	540	(370)	540
Provisions		16 857	16 290	16 857	1 424	16 857
Total non current liabilities		17 397	16 460	17 397	1 055	17 397
TOTAL LIABILITIES		65 438	51 776	73 901	1 659	73 901
NET ASSETS	2	464 057	464 180	498 963	64 880	498 963
COMMUNITY WEALTH/EQUITY						
Accumulated Surplus/(Deficit)		459 231	459 919	487 486	-	487 486
Reserves		4 827	4 261	4 827	-	4 827
TOTAL COMMUNITY WEALTH/EQUITY	2	464 057	464 180	492 313	-	492 313

References

1. Material variances to be explained in Table SC1
2. Total Assets must balance with Total Liabilities
3. Net Assets must balance with Total Community Wealth/Equity

KZN436 Dr Nkosazana Dlamini Zuma - Table C7 Monthly Budget Statement - Cash Flow - M12 June

Description	Ref	Budget Year 2019/20								
		2018/19 Audited Outcome	Original Budget	Adjusted Budget	Monthly actual	YearTD actual	YearTD budget	YTD variance	YTD variance %	Full Year Forecast
R thousands	1									
CASH FLOW FROM OPERATING ACTIVITIES										
Receipts										
Property rates		31 950	28 171	13 770	1 561	12 430	13 770	(1 340)	-10%	13 770
Service charges		3 305	2 850	5 517	659	4 820	5 517	(697)	-13%	5 517
Other revenue		16 154	3 864	-	-	-	3 864	(3 864)	-100%	3 864
Government - operating		150 805	143 407	143 732	14 927	114 757	143 732	(28 975)	-20%	143 732
Government - capital		26 660	27 149	27 149	9 622	27 149	27 149	-		27 149
Interest		7 945	7 741	7 741	404	8 133	7 741	391	5%	7 741
Dividends		-	-	-	-	-	-	-		-
Payments										
Suppliers and employees		(119 551)	(152 577)	(153 223)	(18 087)	(132 120)	(153 223)	(21 103)	14%	(153 223)
Finance charges		(15)	(425)	(375)	(16)	(176)	(375)	(198)	53%	(375)
Transfers and Grants		(1 772)	(1 905)	(1 905)	(91)	(1 496)	(1 905)	(409)	21%	(1 905)
NET CASH FROM/(USED) OPERATING ACTIVITIES		115 482	58 275	42 407	8 979	33 497	46 271	12 774	28%	46 271
CASH FLOWS FROM INVESTING ACTIVITIES										
Receipts										
Proceeds on disposal of PPE		418	345	4 804	-	4 259	4 804	(545)	-11%	4 804
Decrease (increase) in non-current debtors		-	-	-	-	-	-	-		-
Decrease (increase) other non-current receivables		-	-	-	-	-	-	-		-
Decrease (increase) in non-current investments		-	-	-	-	-	-	-		-
Payments										
Capital assets		(51 233)	(68 644)	(88 800)	(5 819)	(70 366)	(88 800)	(18 434)	21%	(88 800)
NET CASH FROM/(USED) INVESTING ACTIVITIES		(50 815)	(68 299)	(83 996)	(5 819)	(66 108)	(83 996)	(17 889)	21%	(83 996)
CASH FLOWS FROM FINANCING ACTIVITIES										
Receipts										
Short term loans		-	-	-	-	-	-	-		-
Borrowing long term/refinancing		-	-	-	-	-	-	-		-
Increase (decrease) in consumer deposits		-	-	-	-	2	-	2	0%	-
Payments										
Repayment of borrowing		(31 818)	-	(678)	(384)	(510)	(678)	(167)	25%	(678)
NET CASH FROM/(USED) FINANCING ACTIVITIES		(31 818)	-	(678)	(384)	(508)	(678)	(170)	25%	(678)
NET INCREASE/ (DECREASE) IN CASH HELD		32 849	(10 024)	(42 267)	2 775	(33 119)	(38 403)			(38 403)
Cash/cash equivalents at beginning:		88 836	88 836	121 685		152 471	121 685			152 471
Cash/cash equivalents at month/year end:		121 685	78 812	79 419		119 353	83 282			114 068

References

1. Material variances to be explained in Table SC1



BANK ACCOUNT WITHDRAWALS NOT IN TERMS OF AN APPROVED BUDGET
Municipal Finance Management Act, section 11(4)

Consolidated Quarterly Report for period 31/04/2020 to 30/06/2020 (complete relevant period)



NAME OF MUNICIPALITY:

Date	Payee	Amount in R'000	Description and Purpose	Authorised by (name)
1. Section 11(b) - Expenditure authorised by the MEC for finance in terms of section 26 (4) when a municipality has failed to approve a budget by 30 June;				
2. Section 11(c) - Unforeseeable and unavoidable expenditure authorised by the mayor in terms of section 29 (1);				
3. Section 11(d) - Payments from a trust, charitable or relief fund without budget appropriation in terms of section 12(4);				
4. Section 11(e) - Payments to a person or organ of state of money received by the municipality on behalf of that person or organ of state, including (i) money collected by the municipality on behalf of that person or organ of state by agreement; or (ii) any insurance or other payments received by the municipality for that person or organ of state;				
5. Section 11(f) - Refund money incorrectly paid into a bank account;				
6. Section 11(g) - Refund guarantees, sureties and security deposits;				
7. Section 11(h) - Payments for cash management and investment purposes in accordance with section 13;				
22/04/2020		12,500,000.00	Transfers from Money market to Primary Account (FNB)	
22/05/2020		2,000,000.00	Transfers from Money market to Primary Account (FNB)	
22/05/2020		6,000,000.00	Transfers from Money market to Primary Account (FNB)	
29/05/2020		3,000,000.00	Transfers from Money market to Primary Account (FNB)	
5/6/2020		4,000,000.00	Transfers from Money market to Primary Account (FNB)	
19/06/2020		1,000,000.00	Transfers from Money market to Primary Account (FNB)	
24/06/2020		5,000,000.00	Transfers from Money market to Primary Account (FNB)	
26/06/2020		10,000,000.00	Transfers from Money market to Primary Account (FNB)	
30/06/2020		22,000,000.00	Transfers from Money market to Primary Account (FNB)	
30/06/2020		1,500,000.00	Transfers from Money market to Primary Account (FNB)	
8. Section 11(i) - To defray increased expenditure on a multi-year capital project in terms of section 31;				
9. Section 11(j) - Payments for such other purposes as may be prescribed from time-to-time.				

DISTRIBUTION	
1. Did the Accounting Officer table in Council a consolidated report of all withdrawals within 30 days after the end of the quarter;	✓ YES / NO
2. Date the consolidated report was tabled; and	DATE : / /2020
3. Was the copy of the consolidated report of all withdrawals submitted to the Auditor General	YES / NO

J.M.B. Mzimela
 CHIEF FINANCIAL OFFICER

N.C. Yezi
 MUNICIPAL MANAGER

Instructions for completing this report:

The Accounting Officer must include information motivating the non-budgetted withdrawals, action taken to rectify the breach and identify how funding will be sourced through an Adjustments Budget. This motivation can be additional report to council or incorporated into the table above by inserting additional space. This report must be tabled in Council within 30 days after the end of each quarter where a withdrawal occurs.

Withdrawals that must be reported each quarter:

Distribution:


1. Table this report in a full council meeting, including additional motivation on action taken to rectify, within 30 days after the end of each quarter (section 11(4))
2. Submit a copy to the relevant National Treasury, Provincial Treasury and the Auditor-General

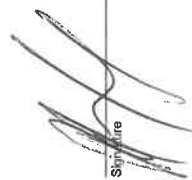
ANNEXURE F
DR NKOSAZANA DLAMINI ZUMA MUNICIPALITY
INVESTMENT REGISTER 2018/2020 AS AT 30 JUNE 2020

Vote Numbers	Description	Account number	Opening balance 1-Jul-19	Invested as at June 2020	Withdrawals as at 30 June 2020	Bank Charges	Interest capitalised	Accruals as at 30-Jun-20	Closing Balance Bank statement 30-Jun-20	Closing Balance as per Main Ledger 30-Jun-20	%
4 030 101 687 0	FNB CALL DEPOSIT	74165605518	832 236.38	-	-	-	37 685.02	-	869 931.40	869 931.40	1%
4 030 101 608 0	FNB MONEY MARKET	6200842071	8 080 851.00	146 413,000.00	153,746,001.78	-	1 778 310.68	-	2 535 160.78	2 535 160.78	2%
4 030 101 269 0	FNB CALL DEPOSIT	62544294987	4 518 042.90	309 800.22	-	(222.00)	252 597.68	-	5 070 218.78	5 070 218.78	4%
4 030 101 384 0	FNB CALL DEPOSIT	62544297436	5 362 347.95	-	(308 800.22)	(222.00)	204 698.92	-	5 318 222.65	5 318 222.65	4%
4 030 101 779 0	FNB CALL ACCOUNT	62550105011	104 855.10	-	-	(222.00)	5 482.45	-	110 235.55	110 235.55	0%
4 030 101 183 0	FNB BUSINESS MONEY MARKET	62235619107	21 787 563.58	-	-	(17.50)	959 686.32	-	22 757 234.40	22 757 234.40	10%
4 030 101 771 0	FNB CALL DEPOSIT	62810886835	438 506.80	-	-	(1 140.00)	17 056.49	-	454 666.29	454 666.29	0%
4 030 101 168 0	FNB CALL DEPOSIT	62810887119	263 522.00	-	-	(1 140.00)	10 776.57	-	272 197.57	272 197.57	0%
4 030 101 331 0	NED BANK INVESTMENT	637588109655000022	-	13 430 140.04	-	-	389 890.71	36 862.20	13 769 730.75	13 769 730.75	12%
4 030 101 403 0	NED BANK INVESTMENT	637588109655000023	-	13 236 255.56	-	-	365 091.31	36 500.40	13 664 217.89	13 664 217.89	11%
4 030 101 403 0	NED BANK INVESTMENT	637588109655000024	-	8 100 000.00	-	-	361 506.28	-	8 461 506.28	8 461 506.28	7%
4 030 101 436 0	INVESTEC BANK	7100540834-500	43 381 639.72	-	-	-	2 546 453.56	-	45 928 093.28	45 928 093.28	38%
4 030 101 042 0	STANDARD BANK	052070336	85 264.92	-	-	(2 627.00)	-	-	82 637.92	82 637.92	0%
TOTAL			111,183,617.78	181,650,186.84	(180,827,125.72)	(5,500.50)	7,452,161.14	73,302.60	119,353,259.54	119,353,259.54	100%
BALANCE AS PER AFS 2018/2019			111,183,617.78								

Cash and Cash Equivalent		Cash and Cash Equivalent	
Accrued Interest	627 852.27	Primary account	3 631 150.74
Interest on Primary bank account	44 873.29	Money market	1 221 051.05
Interest on Money market			
Total interest on Investments	8,124,686.70	Cash and Cash Equivalent	124,205,470.33


FNB 37,387,041.42
 NED BANK 35,945,466.92
 INVESTEC 45,928,063.28
 STANDARD BANK 82,667.92
119,353,259.54

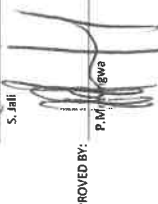
Prepared by:  S. Jell Date: 05-07-2020

Approved by:  P. Mtungwa Date: 02-07-2020

DR NKOSAZANA DLAMINI-ZUMA LOCAL MUNICIPALITY
GRANTS SUMMARY JUNE 2019-2020

GRANT NAME	Vote Number	ADJUSTED BUDGET FOR THE YEAR	ROLL-OVER/OPENING BALANCE	APPROVED ROLLOVER BY NATIONAL TREASURY	AMOUNT WITHHELD BY NATIONAL TREASURY	TOTAL RECEIVED/ROLL OVER	TOTAL SPENT TO DATE	TOTAL UNSPENT TO DATE	TOTAL UNSPENT VS RECEIVED/ROLLOVER R ALLOCATION	TB/GI Balance	Difference
NATIONAL TREASURY GRANTS											
MIG	30311071382	27,149,000	0			27,149,000	27,149,000	0	0.00	-	(0.00)
FMG	30311070012	3,000,000	0			3,000,000	3,000,000	0	-	-	-
EPWP	30311070282	2,381,000	0			2,381,000	2,381,000	0	-	-	-
ELECTRIFICATION GRANT	30311073092	8,000,000	0	0	0	8,000,000	8,000,000	0	-	-	-
SUB-TOTAL		40,530,000.00				40,530,000.00	40,530,000.00	(0.00)	(0.00)		
KZN PROVINCIAL GRANTS											
LIBRARY SERVICE OPERATIONAL GRANT	30311073102	3,657,000				3,657,000	3,657,000	0	0.00	-	0.00
LIBRARY SERVICE CAPITAL GRANT	30311073202	6,500,000				6,500,000	4,099,950	2,409,050	2,409,049.79	2,409,049.79	2,409,049.79
CAPACITY BUILDING	30311073112	500,000	0			500,000	0	500,000	500,000.00	500,000.00	500,000.00
DISASTER RELIEF GRANT	30311073121	745,000	0			745,000	745,000	0	-	-	-
CONCOL & MIGR OF SYSTEM RECORD		0	19,795.56			19,795.56	19,796	0	-	-	-
SUB-TOTAL		11,407,000.00	19,795.56			11,421,795.56	8,512,745.77	2,909,049.79	2,909,049.79	2,909,049.79	
OTHER											
ANTI CORRUPTION GRANT	30311073132	171,343.00	171,343.00			171,343.00		171,343	171,343.00	171,343.00	
OPERATION FOR THOUSAND CENTRE	30311073122	94,796.56	94,796.56			94,796.56	94,796.56		-	-	
SPORT AND RECREATION	30311073132	27,906.53	27,906.53			27,906.53	27,906.53		-	-	
BHIDLA HOUSING PROJECT	30311073942	25,795,078.00	4,231,489.55			32,212,443.16	26,588,385.75	5,624,057.41	5,624,057.41	5,624,057.41	
SUB-TOTAL		25,795,078.00	4,525,545.64			37,506,889.25	26,711,068.84	5,795,400.41	5,795,400.41	5,795,400.41	
TOTAL GRANTS		77,727,078.00	4,545,341.20			84,458,284.81	75,753,834.61	8,704,450.20	8,704,450.20	8,704,450.20	
SCHEDULE FOR HOUSING GRANTS											
MUNICIPAL HOUSING GRANT											
SUB-TOTAL											
TOTALS FOR GRANTS		77,727,078.00	9,377,184.32			84,843,762.12	75,753,834.61	13,559,293.32	13,916,770.63	13,531,293.32	

PREPARED BY:  S. Jali
 DATE: 08-07-2020

APPROVED BY:  P. M. Mgwana
 DATE: 08-07-2020



Transaction History

Nickname: TOA
Selected Account: 74165605518
Date: 01 Jul 2020
Available Balance: 869,931.40 CR

Date	Description	Service Fee	Amount	Balance
22 Jun 2020	INTEREST PAYMENT GENERATED		1,659.23 CR	869,931.40 CR
22 May 2020	INTEREST PAYMENT GENERATED		1,958.11 CR	868,272.17 CR
22 Apr 2020	INTEREST PAYMENT GENERATED		2,585.27 CR	866,314.06 CR
22 Mar 2020	INTEREST PAYMENT GENERATED		3,200.46 CR	863,728.79 CR
22 Feb 2020	INTEREST PAYMENT GENERATED		3,457.63 CR	860,528.33 CR
22 Jan 2020	INTEREST PAYMENT GENERATED		3,595.12 CR	857,070.70 CR
22 Dec 2019	INTEREST PAYMENT GENERATED		3,493.08 CR	853,475.58 CR
22 Nov 2019	INTEREST PAYMENT GENERATED		3,594.25 CR	849,982.50 CR
22 Oct 2019	INTEREST PAYMENT GENERATED		3,464.07 CR	846,388.25 CR
22 Sep 2019	INTEREST PAYMENT GENERATED		3,564.41 CR	842,924.18 CR
22 Aug 2019	INTEREST PAYMENT GENERATED		3,549.33 CR	839,359.77 CR
22 Jul 2019	INTEREST PAYMENT GENERATED		3,574.06 CR	835,810.44 CR
22 Jun 2019	INTEREST PAYMENT GENERATED		3,694.39 CR	832,236.38 CR
22 May 2019	INTEREST PAYMENT GENERATED		3,559.85 CR	828,541.99 CR
22 Apr 2019	INTEREST PAYMENT GENERATED		3,662.19 CR	824,982.14 CR
22 Mar 2019	INTEREST PAYMENT GENERATED		3,294.51 CR	821,319.95 CR
22 Feb 2019	INTEREST PAYMENT		3,631.31 CR	818,025.44 CR



how can we help you?

Business Investment Desk Branch
 P.O. Box 1153
 Johannesburg, 2000
 info@fnb.co.za

fnb.co.za
 Branch Code 250155
 Lost Cards 087-575-9444
 Account Enquiries 087-320-4321

Copy Tax Invoice/Statement Number : 208

BBST208 126941
 DR NKOSAZANA DLAMINI ZUMA LOCAL
 MUNICIPALITY
 PO BOX 62
 CREIGHTON
 3263
 XABAN@NDZ.GOV.ZA

Customer VAT Registration Number Not Provided
 Bank VAT Registration Number 4210102051
 Product Money Market Investment
 Account Number 62008452071
 Statement Period 30 May 2020 - 30 June 2020
 Statement Date 30 June 2020

Account Transactions

Date	Description	Amount	Balance	Accrued Bank Charges
Opening Balance as at 30 May 2020		ZAR	45,964,452.41 Cr	
05 Jun	FNB OB Trf FNB OB Trf 000000143 Main Account Dr Nkos	4,000,000.00	41,964,452.41 Cr	
19 Jun	FNB OB Trf FNB OB Trf 000000144 Main Account Dr Nkos	1,000,000.00	40,964,452.41 Cr	
24 Jun	FNB OB Trf FNB OB Trf 000000145 Main Account Dr Nkos	5,000,000.00	35,964,452.41 Cr	
26 Jun	FNB OB Trf FNB OB Trf 000000146 Main Account Dr Nkos	10,000,000.00	25,964,452.41 Cr	
30 Jun	FNB OB Trf FNB OB Trf 000000147 Main Account Dr Nkos	22,000,000.00	3,964,452.41 Cr	
30 Jun	FNB OB Trf FNB OB Trf 000000148 Main Account Dr Nkos	1,500,000.00	2,464,452.41 Cr	
30 Jun	Int On Credit Balance	70,708.37 Cr	2,535,160.78 Cr	
Closing Balance as at 30 June 2020		ZAR	2,535,160.78 Cr	

Please contact us within 30 days from your statement date, should you wish to query an entry on this statement (incl. card transactions done during this statement period, but not yet reflecting). Should we not hear from you, we will assume that you have received the statement and that it is correct.

Inclusive of VAT @ 15.00% = R 0.00
 Total VAT Charged : R 0.00

First National Bank - a division of FirstRand Bank Limited. Registration Number 1929/001225/06.
 An Authorised Financial Services and Credit Provider (NCRCP20).

On 22 May 2020, the Prime Lending Rate changed to 7.25%. This may impact the rate on any of your credit facilities.

Branch Number	Account Number	Date	DDA CE/CA/00/KY/KY/NA/BS/M6/DM/N	FNMMMA
878	62008452071	20/06/20	Money Market Investment	



how can we help you?

Business Investment Desk Branch
 P.O. Box 1153
 Johannesburg, 2000
info@fnb.co.za
fnb.co.za

Branch Code 250155
 Lost Cards 087-575-9444
 Account Enquiries 087-320-4321

Copy Tax Invoice/Statement Number : 62

BBST62 026570
 DR NKOSAZANA DLAMINI ZUMA LOCAL
 MUNICIPALITY
 PO BOX 62
 CREIGHTON
 3263

Customer VAT Registration Number Not Provided
 Bank VAT Registration Number 4210102051
 Product Call Account
 Account Number 62544294987
 Statement Period 31 May 2020 - 30 June 2020
 Statement Date 30 June 2020

Account Transactions

Date	Description	Amount	Balance	Accrued Bank Charges
Opening Balance as at 31 May 2020		ZAR	5,066,743.94 Cr	
26 Jun	#Statement Fee	0.00	5,066,743.94 Cr	18.50
26 Jun	#Value Added Serv Fees	18.50	5,066,725.44 Cr	
30 Jun	Int On Credit Balance	12,493.34 Cr	5,079,218.78 Cr	
Closing Balance as at 30 June 2020		ZAR	5,079,218.78 Cr	

Please contact us within 30 days from your statement date, should you wish to query an entry on this statement (incl. card transactions done during this statement period, but not yet reflecting). Should we not hear from you, we will assume that you have received the statement and that it is correct.

Inclusive of VAT @ 15.00% = R 2.41 Dr
 Total VAT Charged : R 2.41 Dr

First National Bank - a division of FirstRand Bank Limited. Registration Number 1929/001225/06.
 An Authorised Financial Services and Credit Provider (NCRCP20).

On 22 May 2020, the Prime Lending Rate changed to 7.25%. This may impact the rate on any of your credit facilities.

Branch Number	Account Number	Date	DDA PB/CA/00/KY/KY/MM/B9/C3/DM/N	FNMA
878	62544294987	20/06/20	Call Account	



how can we help you?

✉ Business Investment Desk Branch
P.O. Box 1153
Johannesburg, 2000
✉ info@fnb.co.za
🌐 fnb.co.za

Branch Code 250155
Lost Cards 087-575-9444
Account Enquiries 087-320-4321

Copy Tax Invoice/Statement Number : 62

BBST62 026571
DR NKOSAZANA DLAMINI ZUMA LOCAL
MUNICIPALITY
PO BOX 62
CREIGHTON
3263

Customer VAT Registration Number Not Provided
Bank VAT Registration Number 4210102051
Product Call Account
Account Number 62544297436
Statement Period 31 May 2020 - 30 June 2020
Statement Date 30 June 2020

Account Transactions

Date	Description	Amount	Balance	Accrued Bank Charges
Opening Balance as at 31 May 2020		ZAR	5,305,159.94 Cr	
26 Jun	#Statement Fee	0.00	5,305,159.94 Cr	18.50
26 Jun	#Value Added Serv Fees	18.50	5,305,141.44 Cr	
30 Jun	Int On Credit Balance	13,081.21 Cr	5,318,222.65 Cr	
Closing Balance as at 30 June 2020		ZAR	5,318,222.65 Cr	

Please contact us within 30 days from your statement date, should you wish to query an entry on this statement (incl. card transactions done during this statement period, but not yet reflecting). Should we not hear from you, we will assume that you have received the statement and that it is correct.

Inclusive of VAT @ 15.00% = R 2.41 Dr
Total VAT Charged : R 2.41 Dr

First National Bank - a division of FirstRand Bank Limited. Registration Number 1929/001225/06.
An Authorised Financial Services and Credit Provider (NCRCP20).

On 22 May 2020, the Prime Lending Rate changed to 7.25%. This may impact the rate on any of your credit facilities.

Branch Number	Account Number	Date	DDA PB/CA/00/KY/KY/MM/BS/C3/DM/N	FNMMA
878	62544297436	20/06/30	Call Account	



how can we help you?

Business Investment Desk Branch
 P.O. Box 1153
 Johannesburg, 2000
info@fnb.co.za
fnb.co.za

Branch Code 250155
 Lost Cards 087-575-9444
 Account Enquiries 087-320-4321

Copy Tax Invoice/Statement Number : 61

BBST61 026572
 DR NKOSAZANA DLAMINI ZUMA LOCAL
 MUNICIPALITY
 BULWER COMMUNITY SERVICE CENTR
 PO BOX 62
 CREIGHTON
 3263

Customer VAT Registration Number Not Provided
 Bank VAT Registration Number 4210102051
 Product Call Account
 Account Number 62550105011
 Statement Period 31 May 2020 - 30 June 2020
 Statement Date 30 June 2020

Account Transactions

Date	Description	Amount	Balance	Accrued Bank Charges
Opening Balance as at 31 May 2020		ZAR	109,972.89 Cr	
27 Jun	#Statement Fee	0.00	109,972.89 Cr	18.50
27 Jun	#Value Added Serv Fees	18.50	109,954.39 Cr	
30 Jun	Int On Credit Balance	271.16 Cr	110,225.55 Cr	
Closing Balance as at 30 June 2020		ZAR	110,225.55 Cr	

Please contact us within 30 days from your statement date, should you wish to query an entry on this statement (incl. card transactions done during this statement period, but not yet reflecting). Should we not hear from you, we will assume that you have received the statement and that it is correct.

Inclusive of VAT @ 15.00% = R 2.41 Dr
 Total VAT Charged : R 2.41 Dr

First National Bank - a division of FirstRand Bank Limited. Registration Number 1929/001225/06.
 An Authorised Financial Services and Credit Provider (NCRCP20).

On 22 May 2020, the Prime Lending Rate changed to 7.25%. This may impact the rate on any of your credit facilities.

Branch Number	Account Number	Date	DDA PB/CA/00/KY/KY/MM/B9/C3/DM/N	FNMMMA
878	62550105011	20/06/30	Call Account	



how can we help you?

Business Investment Desk Branch
P.O. Box 1153
Johannesburg, 2000
info@fnb.co.za
fnb.co.za

Branch Code 250155
Lost Cards 087-575-9444
Account Enquiries 087-320-4321

Copy Tax Invoice/Statement Number : 46

BBST46 127267
*DR NKOSAZANA DLAMINI ZUMA LOCAL MUNICIPALITY
ALITY
PO BOX 43
HIMEVILLE
3256
XABAN@NDZ.GOV.ZA

Customer VAT Registration Number Not Provided
Bank VAT Registration Number 4210102051
Product Money Market Investment
Account Number 62235619197
Statement Period 31 March 2020 - 30 June 2020
Statement Date 30 June 2020

Account Transactions

Date	Description	Amount	Balance	Accrued Bank Charges
Opening Balance as at 31 March 2020		ZAR	22,597,261.60 Cr	
15 Apr	Cr.Int.Rate 2,65000	0.00	22,597,261.60 Cr	
18 Apr	Int On Credit Balance	68,194.20 Cr	22,665,455.80 Cr	
18 May	Int On Credit Balance	49,367.23 Cr	22,714,823.03 Cr	
22 May	Cr.Int.Rate 2,15000	0.00	22,714,823.03 Cr	
18 Jun	Int On Credit Balance	42,411.37 Cr	22,757,234.40 Cr	
Closing Balance as at 30 June 2020		ZAR	22,757,234.40 Cr	

Please contact us within 30 days from your statement date, should you wish to query an entry on this statement (incl. card transactions done during this statement period, but not yet reflecting). Should we not hear from you, we will assume that you have received the statement and that it is correct.

Inclusive of VAT @ 15.00% = R 0.00
Total VAT Charged : R 0.00

First National Bank - a division of FirstRand Bank Limited. Registration Number 1929/001225/06.
An Authorised Financial Services and Credit Provider (NCRCP20).

On 22 May 2020, the Prime Lending Rate changed to 7.25%. This may impact the rate on any of your credit facilities.

Branch Number	Account Number	Date	DDA CE/CA/00/KY/KY/NA/B9/M6/DM/N	FNMMA
878	62235619197	20/06/30	Money Market Investment	



how can we help you?

BBST13 021465
 *DR NKOSAZANA DLAMINI ZUMA LOCAL
 TITLE DEED HOUSING ACCOUNT
 PO BOX 62
 CREIGHTON
 3263
 MTUNGWAP@NDZ.GOV.ZA

Commercial Account Services Customers
 P O Box 1153
 Johannesburg 2000
 Street Address 4 First Place, 6th Floor, Bankcity
 info@fnb.co.za
 fnb.co.za
 (087) 575-9479
 (087) 575-9479
 Lost Cards 0800-11-01-32
 Account Enquiries 011 352 5601
 Branch Code 210554
 Officer Code One MAN01
 Officer Code Two SUP01

Bank VAT Registration Number : 4210102051
 Customer VAT Registration Number : Not Provided

PUBLIC SECTOR CHEQUE ACCOUNT : 62810888935

Copy Tax Invoice/Statement Number : 13

Statement Date : 30 June 2020
 Previous Statement Date : 31 May 2020

Updated Terms and Conditions

Your transactional account terms and conditions have been amended. You may access the updated terms and conditions on our website.

Bank Charges		Statement Balances		Interest Rates	
Service Fee Rate	46.21 / 46.21 / 46.21	Opening Balance	454,201.54 Cr	Credit Rate	1.75%
		Closing Balance	454,856.29 Cr	Debit Rate	10.25%

Please contact us within 30 days from your statement date, should you wish to query an entry on this statement (incl. card transactions done during this statement period, but not yet reflecting). Should we not hear from you, we will assume that you have received the statement and that it is correct.

Inclusive of VAT @ 15.00% = R 12.39 Dr
 Total VAT Charged : R 12.39 Dr

PUBLIC SECTOR CHEQUE ACCOUNT : 62810888935

ZAR

Date	Description	Reference	Amount	Fee	Internal use
09 Jun	Bank Charges - Service Charges		95.00 Dr		1 dia208
09 Jun	Interest		749.75 Cr		2 dia208
	62810888935				

62810888935 Final balance as at end

31 May 2020	454,201.54 Cr
9 June 2020	454,856.29 Cr

Turnover for Statement Period

No. Credit Transactions: 1	749.75 Cr
No. Debit Transactions: 1	95.00 Dr

First National Bank - a division of FirstRand Bank Limited. Registration Number 1929/001225/06.
 An Authorised Financial Services and Credit Provider (NCRCP20).

Branch Number	Account Number	Date	DDA D11AV/OE/XR/XR/RK/PE/L7/WB/N	FNFCO
8208	62810888935	20/06/20	Public Sector Cheque Account	



how can we help you?

BBST13 021464
 *DR NKOSAZANA DLAMINI ZUMA LOCAL
 *BHIDLA RURAL HOUSING PROJECT
 PO BOX 62
 CREIGHTON
 3263
 MTUNGWAP@NDZ.GOV.ZA

Commercial Account Services Customers

P O Box 1153
 Johannesburg 2000
 Street Address 4 First Place, 6th Floor, Bankcity
 info@fnb.co.za

fnb.co.za
 (087) 575-9479
 (087) 575-9479

Lost Cards 0800-11-01-32
 Account Enquiries 011 352 5601
 Branch Code 210554
 Officer Code One MAN01
 Officer Code Two SUP01

Bank VAT Registration Number : 4210102051
 Customer VAT Registration Number : Not Provided

PUBLIC SECTOR CHEQUE ACCOUNT : 62810887119

Copy Tax Invoice/Statement Number : 13

Statement Date : 30 June 2020
 Previous Statement Date : 31 May 2020

Updated Terms and Conditions

Your transactional account terms and conditions have been amended. You may access the updated terms and conditions on our website.

Bank Charges		Statement Balances		Interest Rates	
Service Fee Rate	46.21 / 46.21 / 46.21	Opening Balance	271,837.85 Cr	Credit Rate	1.75%
		Closing Balance	272,191.57 Cr	Debit Rate	10.25%

Please contact us within 30 days from your statement date, should you wish to query an entry on this statement (incl. card transactions done during this statement period, but not yet reflecting). Should we not hear from you, we will assume that you have received the statement and that it is correct.

Inclusive of VAT @ 15.00% = R 12.39 Dr
 Total VAT Charged : R 12.39 Dr

PUBLIC SECTOR CHEQUE ACCOUNT : 62810887119

ZAR

Date	Description	Reference	Amount	Fee	Internal use
09 Jun	Bank Charges - Service Charges				
	#Service Fees		95.00 Dr		1 dda208
09 Jun	Interest				
	62810887119		448.72 Cr		2 dda208

62810887119 Final balance as at end

31 May 2020	271,837.85 Cr
9 June 2020	272,191.57 Cr

Turnover for Statement Period

No. Credit Transactions: 1	448.72 Cr
No. Debit Transactions: 1	95.00 Dr

First National Bank - a division of FirstRand Bank Limited. Registration Number 1929/001225/06.
 An Authorised Financial Services and Credit Provider (NCRCP20).

Branch Number	Account Number	Date	DDA D1/AV/OE/XR/XR/RK/PE/L7/WB/N	FNFCO
8208	62810887119	20/06/30	Public Sector Cheque Account	

STATEMENT



003001000000000378810986353006202



THE INVESTMENT MANAGER
DR NKOSAZANA DLAMINI ZUMA MUNICIPALITY
P O BOX 62
CREIGHTON
UMZINTO
3263

Branch	Domestic Treasury
Account Number	03/7881098635/000020
Date	30 June 2020
Statement Period	01 June 2020 to 01 July 2020
Type of Investment	Call Deposit
Statement Frequency	Month End

NEDBANK CONTACT DETAILS

Business Banking	Nedbank Head Office, 135 Rivonia Road, Sandown, Sandton, 2196, South Africa 0860 115 060 business@nedbank.co.za
------------------	--

Based on the interest rates agreed between you and Nedbank, as well as the calculated balances, the applicable rate will be applied daily rounded to two decimals, based on the third digit after the decimal.

Transaction Date	Description and additional information	Movement	Rate	Days	Accrued interest	Amount
2020-06-01	Opening Balance					13 799 730.75
2020-06-30	Int Accrued On R13 799 730.75 From 2020-06-01 To 2020-06-30		3,2500	30	36 862.20	13 799 730.75
2020-07-01	Int Capitalised Effective 2020-07-01	36 862.20			-36 862.20	13 836 592.95
2020-07-01	Closing Balance					13 836 592.95

Yours sincerely

NEDBANK LIMITED

This statement is electronically generated and requires no signature by Nedbank Limited.

Please examine this statement soonest. If no error is reported within 30 days after receipt, the statement will be considered as being correct.

Please note that month-end statements include transactions up to and including the last day of the month as well as interest transactions for the first day of the next month.

The investment is subject to the terms and conditions for investment accounts, available at

<https://www.nedbank.co.za/content/nedbank/desktop/gt/en/corporates/investing/corporate-and-institutional-investments.html>

This communication is produced and transmitted electronically. While we have taken all reasonable steps to ensure the accuracy, integrity and confidentiality of the information, Nedbank Limited will not be liable if the information contained in this communication is corrupted, inaccurate or fails to reach its intended destination. The information in this communication is confidential and intended solely for the addressee and may also be privileged or exempt from disclosure under applicable law. If you are not the addressee, or have received this email in error, please notify the sender immediately, delete it from your system and do not copy, disclose or otherwise act on any part of this communication. You should also treat any pages attached to this communication in line with the disclaimer.

Nedbank Limited Reg No 1951/000009/06, VAT Reg No 4320116074, Nedbank 135 Rivonia Campus, 135 Rivonia Road, Sandown, Sandton, 2196, South Africa.

Directors: V Naidoo (Chairman) MWT Brown (Chief Executive) HR Brody BA Dames NP Dongwana EM Kruger RAG Leith PM Makwana Prof T Marwala I Makalima
Dr MA Matoane RK Morathi (Chief Financial Officer) MC Nkuhlu (Chief Operating Officer) S Subramoney IG Williamson
Company Secretary: J Katzin 01.06.2020

STATEMENT



003001000000000378810986353006282



THE INVESTMENT MANAGER
DR NKOSAZANA DLAMINI ZUMA MUNICIPALITY
P O BOX 62
CREIGHTON
UMZINTO
3263

Branch	Domestic Treasury
Account Number	03/7881098635/000021
Date	30 June 2020
Statement Period	01 June 2020 to 01 July 2020
Type of Investment	Call Deposit
Statement Frequency	Month End

NEDBANK CONTACT DETAILS	
Business Banking	Nedbank Head Office, 135 Rivonia Road, Sandown, Sandton, 2196, South Africa 0860 115 060 business@nedbank.co.za

Based on the interest rates agreed between you and Nedbank, as well as the calculated balances, the applicable rate will be applied daily rounded to two decimals, based on the third digit after the decimal.

Transaction Date	Description and additional information	Movement	Rate	Days	Accrued interest	Amount
2020-06-01	Opening Balance					13 664 217.89
2020-06-30	Int Accrued On R13 664 217.89 From 2020-06-01 To 2020-06-30		3,2500	30	36 500.40	13 664 217.89
2020-07-01	Int Capitalised Effective 2020-07-01	36 500.40			-36 500.40	13 700 718.29
2020-07-01	Closing Balance					13 700 718.29

Yours sincerely

NEDBANK LIMITED

This statement is electronically generated and requires no signature by Nedbank Limited.

Please examine this statement soonest. If no error is reported within 30 days after receipt, the statement will be considered as being correct.

Please note that month-end statements include transactions up to and including the last day of the month as well as interest transactions for the first day of the next month.

The investment is subject to the terms and conditions for investment accounts, available at

<https://www.nedbank.co.za/content/nedbank/desktop/gi/en/corporates/investing/corporate-and-institutional-investments.html>

This communication is produced and transmitted electronically. While we have taken all reasonable steps to ensure the accuracy, integrity and confidentiality of the information, Nedbank Limited will not be liable if the information contained in this communication is corrupted, inaccurate or fails to reach its intended destination. The information in this communication is confidential and intended solely for the addressee and may also be privileged or exempt from disclosure under applicable law. If you are not the addressee, or have received this email in error, please notify the sender immediately, delete it from your system and do not copy, disclose or otherwise act on any part of this communication. You should also treat any pages attached to this communication in line with the disclaimer.

Nedbank Limited Reg No 1951/000009/06, VAT Reg No 4320116074, Nedbank 135 Rivonia Campus, 135 Rivonia Road, Sandown, Sandton, 2196, South Africa.

Directors: V Naidoo (Chairman) MWT Brown (Chief Executive) HR Brody BA Dames NP Dongwana EM Kruger RAG Leith PM Makwana Prof T Marwala L Makalima
Dr MA Matoane RK Morathi (Chief Financial Officer) MC Nkuhlu (Chief Operating Officer) S Subramoney IG Williamson
Company Secretary: J Katzin 01.06.2020

STATEMENT



003001000000000378810986350006202

THE INVESTMENT MANAGER
DR NKOSAZANA DLAMINI ZUMA MUNICIPALITY
P O BOX 62
CREIGHTON
UMZINTO
3263

Branch	Domestic Treasury
Account Number	03/7881098635/000018
Date	30 June 2020
Statement Period	31 May 2020 to 30 June 2020
Type of Investment	Call Deposit
Statement Frequency	Month End

NEDBANK CONTACT DETAILS	
Business Banking	Nedbank Head Office, 135 Rivonia Road, Sandown, Sandton, 2196, South Africa 0860 115 060 business@nedbank.co.za

Based on the interest rates agreed between you and Nedbank, as well as the calculated balances, the applicable rate will be applied daily rounded to two decimals, based on the third digit after the decimal.

Transaction Date	Description and additional information	Movement	Rate	Days	Accrued interest	Amount
2020-05-31	Opening Balance				24 904.20	8 455 851.16
2020-06-02	Int Accrued On R8 455 851.16 From 2020-06-01 To 2020-06-01		3,2500	1	752.92	8 455 851.16
2020-06-02	Int Capitalised	25 657.12			-25 657.12	8 481 508.28
2020-06-30	Int Accrued On R8 481 508.28 From 2020-06-02 To 2020-06-30		3,2500	29	21 900.80	8 481 508.28
2020-06-30	Closing Balance				21 900.80	8 481 508.28

Yours sincerely
NEDBANK LIMITED

This statement is electronically generated and requires no signature by Nedbank Limited.
Please examine this statement soonest. If no error is reported within 30 days after receipt, the statement will be considered as being correct.
Please note that month-end statements include transactions up to and including the last day of the month as well as interest transactions for the first day of the next month.

The investment is subject to the terms and conditions for investment accounts, available at <https://www.nedbank.co.za/content/nedbank/desktop/gt/en/corporates/investing/corporate-and-institutional-investments.html>
This communication is produced and transmitted electronically. While we have taken all reasonable steps to ensure the accuracy, integrity and confidentiality of the information, Nedbank Limited will not be liable if the information contained in this communication is corrupted, inaccurate or fails to reach its intended destination. The information in this communication is confidential and intended solely for the addressee and may also be privileged or exempt from disclosure under applicable law. If you are not the addressee, or have received this email in error, please notify the sender immediately, delete it from your system and do not copy, disclose or otherwise act on any part of this communication. You should also treat any pages attached to this communication in line with the disclaimer.

Nedbank Limited Reg No 1951/000009/06, VAT Reg No 4320116074, Nedbank 135 Rivonia Campus, 135 Rivonia Road, Sandown, Sandton, 2196, South Africa.

Directors: V Naidoo (Chairman) MWT Brown (Chief Executive) HR Brody BA Dames NP Dongwana EM Kruger RAG Leith PM Makwana Prof T Marwala L Makalima
Dr MA Matsoane RK Morathi (Chief Financial Officer) MC Nkuhlu (Chief Operating Officer) S Subramoney IG Williamson
Company Secretary: J Katzin 01.06.2020

Out of the Ordinary®



Investec Specialist Bank

1 JUL 2020

100 Grayston Drive
Sandton, 2196

Investec Bank Limited

100 Grayston Drive Sandown Sandton 2196
PO Box 785700 Sandton 2146 South Africa
T +27 (0) 11 286 7000 F +27 (0) 11 286 9555
www.investec.co.zaDr Nkosazana Dlamini Zuma Local Municipality
PO Box 62
Creighton
3263ACCOUNT STATEMENT
Tax invoice number
Investec VAT numberPage 1 of 1
20000020
4620124729Statement date 30 Jun 2020
Statement period 01 Jun - 30 Jun 2020
Currency South African RandAccount number 1100540834500
Account type Call Deposit
Branch code 580105
Electronic account number 50011313326

Date	Description	Amount	Capital		Rate%	Days	Interest	
			Amount	Balance			Amount	Balance
1JUN2020	OPENING BALANCE			45,792,597.38CR				
1JUN2020	INTEREST ADVISED				3.60CR	30	135,495.90CR	135,495.90CR
30JUN2020	CLOSING BALANCE			45,792,597.38CR			ACCRUED	135,495.90CR
30JUN2020	INTEREST ACCRUED	135,495.90CR						
	CLOSING BALANCE INCLUDING INTEREST			45,928,093.28CR				

The SARB announced a decrease in the repo rate of 0.5% from 4.25% to 3.75%. Following this Investec has decreased its prime rate from 7.75% to 7.25% as of 22/05/2020.



Product
BUSINESS CURRENT ACCOUNT

Address
MAIN STREET
CREIGHTON
CREIGHTON
3263

Statement period: 2020-06-01 to 2020-06-30
Account preferred centre: PIETERMARITZBURG
Customer contact centre: 0860 123 000
Internet: www.standardbank.co.za
Page: 1 of 1
Date: 01 July 2020
Time: 11:37

Account identification

Name of account: DR NKOSAZANA DLAMINI ZUMA MUNI
Account number: 052070336

Transaction details

Post date (YYYY-MM-DD)	Transaction description	Fee	Payments	Deposits	Balance
	Opening Balance				R 82,912.92
2020-06-01	##FEE: 60 DAY STATEMENT		R 245.00		R 82,667.92
2020-06-30	##SERVICE FEE MIN SF 052070336		R -80.00		R 82,767.92
2020-06-30	##MONTHLY MANAGEMENT FEE ACC: 052070336		R -100.00		R 82,667.92
2020-06-30	Balance brought forward				R 82,667.92

These fees include VAT at the applicable prevailing rate in accordance with the VAT Act.

Your account information

Statement summary

Payments	R 245.00
Deposits	R 0.00
Fee	R 0.00

Your full transaction record is available on your account statement. The balance could change if there are transactions that still need to be processed.

Please consider the clause that follows carefully as it limits the bank's liability and constitutes an assumption of risk by you.

Please check that all transactions on this statement are correct and tell the bank if there are any mistakes within 60 days of the date of this statement, after which, we will consider this statement to be correct.



how can we help you?

Underberg
P O Box 219
Underberg 3257
Branch Code 221025

Customer VAT Registration Number : Not Provided
Bank VAT Registration Number : 4210102051

Copy Tax Invoice/Statement Number : 2353

Statement Period : 29 June 2020 to 30 June 2020
Statement Date : 30 June 2020

BBST2353 202464
*DR NKOSAZANA DLAMINI ZUMA LOCAL
MUNICIPALITY
PO BOX 62
CREIGHTON
3263
MTUNGWAP@NDZ.GOV.ZA

Public Sector Cheque Account 62026224999

Summary in Rand

ZAR

Opening Balance		3,906,304.73 Cr
Funds Received (Credits)		25,994,392.66 Cr
Cash Deposits	5	6,905.81 Cr
Other Deposits	0	0.00
Inter-Account Transfers In	3	23,502,000.00 Cr
Electronic Payments Received	144	2,485,486.85 Cr
Funds Used (Debits)		26,270,137.65 Dr
Cash Withdrawals (Branch)	0	0.00
Cash Withdrawals (Other)	0	0.00
Cheques Processed (Non Cash)	0	0.00
Debit Orders/Scheduled Payments	9	193,249.26 Dr
Account Payments	71	26,076,888.39 Dr
Inter-Account Transfers Out	0	0.00
Card Purchases (Swipes)	0	0.00
Fuel Purchases	0	0.00
Bank Charges		0.00
Service Fees	0	0.00
Cash Deposit Fees	0	0.00
Cash Handling Fees	0	0.00
Other Fees	0	0.00
Other Entries		
Interest on Credit Balance	0	0.00
Interest on Debit Balance	0	0.00
Inward Unpaid Items	0	0.00
Unpaid Cheques and Debits	1	600.00 Cr
Refunds/Adjustments	0	0.00
Closing Balance		3,631,159.74 Cr
Overdraft Limit		0.00

Contact us

Web	fnb.co.za
Lost Cards	087-575-9406
Account Enquiries	087-736-2247
Fraud	087-311-8607

Updated Terms and Conditions: Your transactional account terms and conditions have been updated. You can access the updated terms and conditions on our website.

Debit Interest Rates (Non NCA)
Prime Linked = 10.25%

Pricing Option Your account is currently on the Pay-As-You-Use pricing option. For more information, please Contact Us or visit our website.

Branch Number	Account Number	Date	DDA DSI/AV/DE/R/R/RK/PEL7/WB/N	FNBUS
887	62026224999	20/06/30	Public Sector Cheque Account	

0000058



Transaction History

Nickname: Public Sector Cheque
Selected Account: 52551036969
Date: 01 Jul 2020
Available Balance: 1,221,051.05 CR
Current Balance: 1,221,051.05 CR

Date	Description	Service Fee	Amount	Balance
30 Jun 2020	#SERVICE FEES	0.00	-38.00 DR	1,221,051.05 CR
30 Jun 2020	#MONTHLY ACCOUNT FEE	0.00	-78.00 DR	1,221,089.05 CR
30 Jun 2020	INT ON CREDIT BALANCE	0.00	1,728.43 CR	1,221,167.05 CR
29 Jun 2020	MAGTAPE UNPAID	0.00	14,072.65 CR	1,219,438.62 CR
29 Jun 2020	MAGTAPE UNPAID	0.00	5,999.19 CR	1,205,365.97 CR
24 Jun 2020	IEC	0.00	5,885.76 CR	1,199,366.78 CR
13 Jun 2020	SASFIN CR R000105676	19.00	-14,072.65 DR	1,193,481.02 CR
04 Jun 2020	BASA23 006S1001000318	0.00	3,283.42 CR	1,207,553.67 CR
04 Jun 2020	BASA23 006S1001000354	0.00	134.17 CR	1,204,270.25 CR
03 Jun 2020	BASA23 006S1001000121	0.00	134.17 CR	1,204,136.08 CR
01 Jun 2020	#DEBIT ORDER DISPUTE FEE	0.00	-40.00 DR	1,204,001.91 CR
02 Jun 2020	TRANSUNION100024487	19.00	-5,999.19 DR	1,204,041.91 CR
01 Jun 2020	MAGTAPE UNPAID	0.00	5,094.04 CR	1,210,041.10 CR
02 Jun 2020	#FNB OBE 9320	0.00	-82.52 DR	1,204,947.06 CR
31 May 2020	#SERVICE FEES	0.00	-19.00 DR	1,205,029.58 CR
31 May 2020	#MONTHLY ACCOUNT FEE	0.00	-78.00 DR	1,205,048.58 CR
31 May 2020	INT ON CREDIT BALANCE	0.00	2,138.03 CR	1,205,126.58 CR
27 May 2020	WOZANIBERG15815	0.00	435.33 CR	1,202,988.55 CR
27 May 2020	WOZANIBERG20118	0.00	109.29 CR	1,202,553.22 CR



Quality Certificate

I, NC Vezi Municipal Manager of the Dr Nkosazana Dlamini Zuma Municipality, hereby certify that the monthly preliminary report on the implementation of the budget and financial state affairs of the municipality for the month of June 2020 and Fourth Quarter of 2019/2020 has been prepared in accordance with the Municipal Finance Management Act and regulations made under that Act.

Print Name: N C Vezi

Municipal Manager of Dr Nkosazana Dlamini Zuma Municipality, KZN436

Signature: _____

Date: _____

09/07/2020

Monthly Salaries Report
31/06/2020

1. Purpose

To inform the Executive Council of the salaries and wages expenditure for the month of June 2020 terms of Section 66 of the Municipal Finance Management Act Guidance


2. OVERVIEW OF June 2019 SALARIES AND WAGES

2.1 Salaries and Wages for the month of June 2020

DESCRIPTION	ORIGINAL BUDGET	MONTHLY BUDGET	MONTH ACTUAL	YTD ACTUAL	MONTHLY % SPENT	YTD % SPEND
SALARIES	47 787 371.00	3 982 280.92	3 553 147.03	42 187 589.46	89%	88%
EPWP	2 381 000.00	198 416.67	189 395.38	2 297 969.37	95%	97%
LONG SERVICE AWARD	150 000.00	12 500.00		16 745.60	0%	11%
TRAVEL ALLOWANCES	407 791.00	33 982.58	27 500.00	344 156.30	81%	84%
LEAVE PAY	333 274.00	27 772.83		1 411 588.43	0%	424%
OVERTIME	872 512.00	72 709.33	64 143.51	751 740.02	88%	86%
PENSION FUND CONTRIBUTION	6 303 812.00	525 317.67	470 251.48	5 569 792.21	90%	88%
BONUS	3 484 486.00	290 373.83		1 704 892.31	0%	49%
HOUSING SUBSIDY	461 431.00	38 452.58	14 017.76	172 751.97	36%	37%
COUNCILLOR'S SALARY ALLOWANCE	8 120 247.00	676 687.25	673 413.54	9 953 132.33	100%	123%
COUNCILLOR'S TRAVEL ALLOWANCE	2 078 086.00	173 173.83	90 670.49	1 048 780.01	52%	50%
COUNCILLOR'S CELL PHONE ALLOWANCE	1 379 018.00	114 918.17	107 300.00	1 287 600.00	93%	93%
COUNCILLOR'S PENSION	1 050 076.00	87 506.33	95 081.05	1 125 535.12	109%	107%
UIF	478 364.00	39 863.67	28 924.64	346 487.41	73%	72%
SDL	620 439.00	51 703.25		497 597.16	0%	80%
MEDICAL AID CONTRIBUTION	2 778 769.00	231 564.08	224 609.87	2 555 225.94	97%	92%
BARGAIN COUNCIL LEVIES	31 226.00	2 602.17	1 929.24	22 824.68	74%	73%
TOTAL	78 717 902.00	6 559 825.17	5 540 383.99	71 294 408.32	84%	91%

The above excludes Subsistence and travel

Prepared By:  Date:

Reviewed By:  Date:

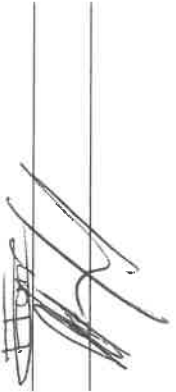
Payroll Reconciliation for June 2020

Jun-20

Vote Number	Description	Payroll Module	General Ledger	Variance	Journals Processed
	Employee Salary	R 3,553,147.03	3,453,830.71	R 99,316.32	jnlEMP142, jnlEMP141, jnlEMP140, 20jnl036, jnlEMP152
	Sitting Allowance			R 0.00	
	EPWP Stipend	R 189,395.38	274,899.03	R -85,503.65	20jnl041
	Overtime	R 64,143.51	71,198.81	R -7,055.30	jnlEMP142, jnlEMP141, jnlEMP140, jnlEMP152
	Leave Paid		750,885.54	R -750,885.54	jnlEMP148
	Annual Bonus		320,046.16	R -320,046.16	jnlEMP147
	Long Service Bonus		296,000.00	R -296,000.00	jnlEMP150
	Subsistence And Travel	R 12,199.62	(30,411.39)	R 42,611.01	jnlEMP142
	Travel Allowance Section 57	R 27,500.00	27,500.00	R 0.00	
	Housing Allowance	R 14,017.76	14,017.76	R 0.00	
	Bargaining Council levies	R 1,929.24	1,929.24	R 0.00	
	UIF	R 28,924.64	28,924.64	R 0.00	
	Skills Levy			R 0.00	
	Provident Pension Fund	R 470,251.48	470,251.48	R 0.00	
	Medical Aid	R 224,609.87	(104,390.13)	R 329,000.00	jnlEMP151
	Council Allowance	R 673,413.54	673,413.54	R 0.00	
	Travel Allowance Cilrs	R 90,670.49	90,670.49	R 0.00	
	Cellphone Allowance	R 107,300.00	107,300.00	R 0.00	
	Pension Cilrs	R 95,081.05	95,081.05	R 0.00	
		R 5,552,583.61	R 6,541,146.93	R -988,563.32	
			R -988,563.32		
Difference					

jnlEMP140
 jnlEMP141
 jnlEMP142
 jnlEMP147
 jnlEMP148
 jnlEMP150
 jnlEMP151
 jnlEMP152
 20jnl036
 20jnl041

Recovery for unpaid leave taken by S Luzipho (employee no. 4034)
 Recovery of lost gun from L Nxele (employee no. 156)
 Reversal of Accruals as at 30 June 2019 jnlEMP097
 Bonus Provision as at 30 June 2020
 Leave pay provision as at 30 June 2020
 Provision for Long Service Awards
 Provision for post - employment medical aid benefits
 Accruals as at 30 June 2020
 Allocation of grant amount
 Allocation of grant amount

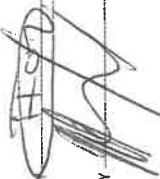
Prepared by : 

Verified by

Disclosures Concerning Councillors, Directors and Senior Officials 2019 2020

Jun-20

Description	Mayor 5014	Deputy Mayor 143	Speaker 5007	Section 79 committee Chairperson 3928,108	Executive councillors 3930,2248,50 06,	Councillors	Municipal Manager 169	Chief Financial Officer 99	Community Manager 5058	Manager Corporate Services 166	IPD Manager 5023
Salaries and Wages R'000	R 62,381.08	R 49,904.92	R 49,904.92	R 44,335.60	R 104,387.45	R 362,499.57	R 76,120.49	R 77,066.26	R 68,805.45	R 78,326.76	R 72,576.45
ACTING ALLOWANCE											
Normal											
Overtime											
BONUSES											
BACK PAY											
LONG SERVICE BONUS											
LEAVE PAID OUT											
PERFORMANCE BONUS											
Contributions R'000	R 9,357.16	R 7,485.73	R 7,485.73	R 6,850.33	R 12,281.30	R 51,820.80	R 13,701.68	R 3,135.00	R 3,871.00		
Pensions							R 1,808.40	R 9.32	R 9.32	R 9.32	R 9.32
Medical Aid							R 148.72	R 148.72	R 148.72	R 148.72	R 148.72
SALGBC											
UIF											
SKILLS LEVY											
Allowances R'000											
Travel and Motor Car	R 300.00	R 300.00	R 300.00	R 7,283.70	R 20,954.97	R 62,431.82	R 15,000.00	R 2,000.00		R 10,500.00	
DATA CARD				R 600.00	R 900.00	R 6,300.00					
CELLPHONE	R 3,400.00	R 3,400.00	R 3,400.00	R 6,800.00	R 10,200.00	R 71,400.00					
Housing Benefits and Allowances R'000											
Loans and Advances R'000											
Other Benefits and Allowances R'000											
Arrears Owed to Municipality	R 75,438.24	R 61,090.65	R 61,090.65	R 65,669.63	R 148,723.72	R 554,452.19	R 106,788.61	R 88,984.80	R 72,834.49	R 88,984.80	R 72,834.49
TOTAL	R 75,438.24	R 61,090.65	R 61,090.65	R 65,669.63	R 148,723.72	R 554,452.19	R 106,788.61	R 88,984.80	R 72,834.49	R 88,984.80	R 72,834.49
											R 1,396,892.27


PREPARED BY 

REVIEWED BY _____

0000064

Disclosures Concerning Councillors, Directors and Senior Officials 2019 2020 25/07/2019 TO 25/06/2020

Description	Section 79 Executive										IPD Manager 5023
	Mayor 5014	Deputy Mayor 143	Speaker 5007	Chairperson 3928,108	Councillors 06,	Municipal Manager 169	Chief Financial Officer 99	Community Manager 5058	Manager Corporate Services 166	Manager 5023	
Salaries and Wages R'000	R 724,580.26	R 579,664.84	R 579,664.84	R 514,974.90	R 1,212,499.40	R 891,294.18	R 892,984.80	R 841,279.97	R 906,962.40	R 845,150.97	
ACTING ALLOWANCE	R 0.00	R 0.00	R 0.00	R 0.00	R 0.00	R 0.00	R 0.00	R 0.00	R 0.00	R 0.00	
Overtime	R 0.00	R 0.00	R 0.00	R 0.00	R 0.00	R 0.00	R 0.00	R 0.00	R 0.00	R 0.00	
BONUSES	R 0.00	R 0.00	R 0.00	R 0.00	R 0.00	R 0.00	R 0.00	R 0.00	R 0.00	R 0.00	
BACK PAY	R 27,591.67	R 22,073.33	R 22,073.33	R 22,411.66	R 52,933.34	R 25,139.03	R 32,958.68	R 25,966.41	R 32,958.68	R 26,966.41	
LONG SERVICE BONUS	R 0.00	R 0.00	R 0.00	R 0.00	R 0.00	R 0.00	R 0.00	R 0.00	R 0.00	R 0.00	
LEAVE PAID OUT	R 0.00	R 0.00	R 0.00	R 0.00	R 0.00	R 0.00	R 0.00	R 0.00	R 0.00	R 0.00	
PERFORMANCE BONUS	R 0.00	R 0.00	R 0.00	R 0.00	R 0.00	R 113,348.55	R 93,065.10	R 93,073.00	R 93,065.10	R 93,073.00	
Contributions R'000	R 108,687.02	R 86,949.66	R 86,949.66	R 77,246.16	R 142,651.90	R 160,432.89	R 0.00	R 0.00	R 0.00	R 0.00	
Pensions	R 0.00	R 0.00	R 0.00	R 0.00	R 0.00	R 0.00	R 0.00	R 0.00	R 0.00	R 0.00	
Medical Aid	R 0.00	R 0.00	R 0.00	R 0.00	R 0.00	R 21,700.80	R 36,471.60	R 3,971.00	R 0.00	R 0.00	
SALGBC	R 0.00	R 0.00	R 0.00	R 0.00	R 0.00	R 111.84	R 111.84	R 111.84	R 111.84	R 111.84	
LUF	R 0.00	R 0.00	R 0.00	R 0.00	R 0.00	R 1,784.64	R 1,784.64	R 1,784.64	R 1,784.64	R 1,784.64	
SKILLS LEVY	R 0.00	R 0.00	R 0.00	R 0.00	R 0.00	R 13,269.36	R 10,771.15	R 8,690.92	R 10,358.45	R 8,766.06	
Allowances R'000	R 0.00	R 0.00	R 0.00	R 0.00	R 0.00	R 0.00	R 0.00	R 0.00	R 0.00	R 0.00	
Travel and Motor Car	R 0.00	R 0.00	R 0.00	R 84,603.00	R 243,399.84	R 180,000.00	R 24,000.00	R 0.00	R 126,000.00	R 0.00	
DATA CARD	R 3,600.00	R 3,600.00	R 3,600.00	R 7,200.00	R 10,800.00	R 0.00	R 0.00	R 0.00	R 0.00	R 0.00	
CELLPHONE	R 40,800.00	R 40,800.00	R 40,800.00	R 81,600.00	R 122,400.00	R 0.00	R 0.00	R 0.00	R 0.00	R 0.00	
Housing Benefits and Allowances R'000							R 79,506.00				
Loans and Advances R'000											
Other Benefits and Allowances R'000											
Arrears Owed to Municipality											
TOTAL	R 905,258.95	R 733,087.83	R 733,087.83	R 788,035.72	R 1,784,684.48	R 1,408,081.29	R 1,171,653.81	R 921,717.78	R 1,171,741.11	R 921,852.92	
	R 905,258.95	R 733,087.83	R 733,087.83	R 788,035.72	R 1,784,684.48	R 6,653,426.75	R 6,653,426.75	R 1,408,081.29	R 1,171,741.11	R 921,852.92	
										R 17,192,628.47	

PREPARED BY 

REVIEWED BY _____

REPORT ON COST CONTAINMENT MEASURES FOR 2019/20 FINANCIAL YEAR

(File Ref): Financial Services Department, AUTHOR: CFO

1st Level: MANCO

2nd Level: Finance Portfolio Committee

3rd Level: EXCO

4th Level: COUNCIL

1. PURPOSE

To present 2019/20 Annexure D of Circular 97 for Cost Containment Measures for consideration and adoption by the Council.

2. LEGAL REQUIREMENTS

- Municipal Finance Management Act, No. 56 of 2003
- Municipal Systems Act, No. 32 of 2000
- The Constitution of the Republic of South Africa
- MFMA Circular No. 82 and 97

3. BACKGROUND AND REASONS

Cost Containment Measures Circular 82 and 97

Section 62(1)(a) of the Municipal Finance Management Act No. 56 of 2003 (MFMA) stipulates that the accounting officer of a municipality is responsible for managing the financial administration of a municipality and must for this purpose take all reasonable steps to ensure that the resources of the municipality are used effectively, efficiently and economically.

Annexure A – Cost Containment Measures

Circular No.82 - Cabinet resolved, on 23 October 2013 that cost containment measures must be implemented to eliminate wasteful expenditure, reprioritize spending and ensure savings on the following focus areas among others; engagement of consultants, travel and subsistence costs, issuing of credit cards,

accommodation costs, office furnishing costs, advertising or sponsorship costs, catering and events related costs.

Circular No.97 - Municipalities and municipal entities must disclose cost containment measures in their in-year budget reports, and annual costs savings in their annual reports. These reports must be submitted to Council for review and resolution. This measure is to enhance transparency and local accountability. The MCCR therefore provide a framework that is consistent with the provisions of the MFMA and other government pronouncements

4. Annexures

- a. Annexure D of Circular 97 for Cost Containment Measures for 2019/20 Financial Year

5. RECOMMENDATION

It is therefore recommended that the Council:

- 1) Note and adopt Annexure D of Circular 97 for Cost Containment Measures for 2019/20 Financial Year

SUMMARY OF BUDGET AND REPORTING UNIT

The function of the budget and reporting unit is legal compliance, ensure financial integrity for departmental budgets and is to secure sound and sustainable management of the financial affairs of municipality, which includes Budget Management, Cash Flow Management, Grants Management and Investment Management.

The Budget and Reporting Office Stuffing consists of three personnel namely:

- ❖ Budget and Reporting Officer and two Budget and Reporting Clerks

Challenges and Successes for Budget and Reporting Unit - 2019/20 Financial Year

Budget and reporting unit managed to prepare and submit the 2019/20 annual budget, adjustment budget and special adjustment budget timeously to National, Provincial Treasury and other stakeholders. All legislated monthly, quarterly and annual reports were submitted timeously. User departments serviced successfully monthly budget and actuals report submitted to HOD and other staff for analysing their votes.

The challenges that the budget and reporting unit faces mostly are the delays in submission of budget detailed plans by user departments during the budget preparation process, high requests of virements, incorrect classification of transactions by user departments as a result of bypassing the budget office and request of budget for not planned expenditures.

Cost Containment Measures and Implementation

The policy is in place and it is updated on a yearly basis. The measures of cost containment policy have shown fruits as there has been savings when checking votes such as catering and accommodation where the municipality has been spending highly on these votes previously. The municipality will continue to strive to enforce the measures of the cost containment. Below is the table with a brief summary as per the requirement of circular 97.

Annexure D: Total Cost Savings Disclosure in the In-Year and Annual Report Cost

Measures	Cost Containment In-Year Report Measures					
	Budget	Q1	Q2	Q3	Q4	Savings
	R'000	R'000	R'000	R'000	R'000	R'000
Use of consultants	7 154 818,00	125 892,39	186 983,57	716 446,45	2 521 553,47	3 603 942,12
Vehicles used for political office -bearers	321 290,84	131 285,87	86 835,26	55 707,26	40 433,61	7 028,84
Travel and subsistence	1 293 164,00	352 974,44	351 012,75	154 721,81	73 031,39	361 423,61
Domestic accommodation	2 568 600,00	543 101,52	518 309,44	512 026,11	25 073,28	970 089,65
Sponsorships, events and catering	1 222 793,00	217 308,11	310 116,33	106 404,22	35 247,15	553 717,19
Communication	2 149 784,00	532 659,92	728 289,14	438 946,78	292 383,30	157 504,86
Other related expenditure items	754 543,00	170 415,12	174 769,23	175 446,31	141 364,34	92 548,00
Total	15 464 992,84	2 073 637,37	2 356 315,72	2 159 698,94	3 129 086,54	5 746 254,27

Cost Containment Annual Report			
Cost Containment Measures	Budget	Total Expenditure	Savings
	R'000	R'000	R'000
Use of consultants	7 154 818,00	3 550 875,88	3 603 942,12
Vehicles used for political office -bearers	321 290,84	314 262,00	7 028,84
Travel and subsistence	1 293 164,00	931 740,39	361 423,61
Domestic accommodation	2 568 600,00	1 598 510,00	970 090,00
Catering	1 222 793,00	669 076,00	553 717,00
Communication	2 149 784,00	1 992 279,30	157 504,70
Other expenditure items	754 543,00	661 995,00	92 548,00
Total	15 464 992,84	9 718 738,57	5 746 254,27

Effect of COVID 19 and Overall expenditure – 2019/20 Financial Year

At 30 June 2020, total operating expenditure is sitting at R 158 million against the budget of R 189, 7 million, Capital expenditure is sitting at R 80, 9 million against the annual budget of R 88, 7million

The expenditure at 30 June is less than anticipated due to delays in SCM process cause by late submission of the specifications by user departments, other delays were caused by national lockdown as everything was put on hold.

Covid-19 impacted badly on the municipality as a whole as most of the municipality services have been delayed, most of the programmed were stopped completely and that result of the expenditure is less than the projections that were made at the beginning of the financial year.

Expenditure that relates to Covid-19 as at the end of June 2020 amounts to R1 ,5 million. The municipality received a municipal disaster relief grant of R 745 000 in the month of April to fund expenditures relating to covid-19, the grant has been fully spent and an additional internal funding of R 307 539 has been used to fund the expenditure for covid-19. The items and services that were procured to assist in fighting the pandemic disease includes sanitizer and sprays, masks, thermometers, payments of health practitioners to screen workers and community visiting the municipal offices and procurement of water tanks.

Grants and Investment Management

The municipality had a number of grants allocation which were all received no grants were withheld by National Treasury.

Name of Grant	Amount	%Received
Equitable Share	125 869 000,00	100%
Intergrated National Electrification	8 000 000,00	100%
Municipal Infrastucure Grant	27 149 000,00	100%
Financial Management Grant	3 000 000,00	100%
Provincial of Libraries	2 640 000,00	100%
Community Library Services Grant	1 017 000,00	100%
Expanded Public Works	2 381 000,00	100%
Building Plans Information Management System	500 000,00	100%
Arts and Culture Grant	6 500 000,00	100%
Municipal Disaster Management Grant	745 000,00	100%
	177 801 000,00	

An amount of R 8, 1 million was received from interest on investment as at the end of June month of March 2020. The cash at bank as at 30 June 2020 amounted to R 4.8 million and investments amounted to R 119, 4million with a total cash and cash equivalents of R 124, 2million. The cash coverage ratio as at 30 June 2020 is 5:9 This

This indicates that the municipality as at 30 June 2020 had sufficient cash to operate for a period of 3 months without receiving grants to cover operating costs. The norm as set out in the uniform financial ratios and norms circular 71 is 1 to 3 months.

Table below indicate the municipality's cash and cash equivalents and summary of investments at all banks as at the end of June 2020.

ACCOUNT DESCRIPTION	AMOUNT
FNB	37 397 041
NED BANK	36 018 820
INVESTEC	45 928 093
STANDARD BANK	82 668
PRIMARY ACCOUNT	3 631 160
FNB CALL ACCOUNT	1 221 051
Cash and Cash Equivalent	124 278 833

The budget and reporting unit of Dr NDZ Municipality work hard in trying to assist other user department (Senior Managers) to implement their duties as per their SDBIP during the financial year.

The budget and reporting unit wishes to improve even more in assisting user departments, we therefore urge department to implement the following recommendations going forward.

- ❖ The departments must concentrate more on realistic plans that will respond to the issues on the ground.
- ❖ Feasibility studies, research, consultation on programmes must have been undertaken before a budget is appropriated.
- ❖ The feasibility studies must have been taken to relevant structures
- ❖ Thorough consultation must have been conducted as it is very important

This will ensure the budget responds to the real issues on the ground. The value for money principle will be realized, and this will also speed up the implementation of budget.

REPORT ON UNIFORM FINANCIAL RATIOS AND NORMS FOR 2018/19 FINANCIAL YEAR

(File Ref): Financial Services Department, AUTHOR: CFO

1st Level: MANCO

2nd Level: Finance Portfolio Committee

3rd Level: EXCO

4th Level: COUNCIL

1. PURPOSE

To present 2018/19 Uniform Financial Ratios and Norms for consideration and adoption by the Council.

2. LEGAL REQUIREMENTS

- Municipal Finance Management Act, No. 56 of 2003
- Municipal Systems Act, No. 32 of 2000
- The Constitution of the Republic of South Africa
- MFMA Circular No. 71

3. BACKGROUND AND REASONS

Uniform Financial Ratios and Norms

Section 2 of the Municipal Finance Management Act (MFMA) - The object of this Act is to secure sound and sustainable management of the fiscal and financial affairs of municipalities and municipal entities by establishing norms and standards and other requirements for-

- (a) ensuring transparency, accountability and appropriate lines of responsibility in the fiscal and financial affairs of municipalities and municipal entities;
- (b) the management of their revenues, expenditures, assets and liabilities and the handling of their financial dealings;
- (c) budgetary and financial planning processes and the co-ordination of those processes with the processes of organs of state in other spheres of government;
- (d) borrowing; (e) the handling of financial problems in municipalities;

(f) supply chain management; and (g) other financial matters.

Section 216 (c) of the Constitution states that National legislation must establish a national treasury and prescribe measures to ensure both transparency and expenditure control in each sphere of government, by introducing-
(c) uniform treasury norms and standards.

4. Annexures

a. Uniform Financial Ratios and Norms

4. RECOMMENDATION

It is therefore recommended that the Council:

- 1) Note and adopt Uniform Financial Ratios and Norms for 2018/2019 Financial Year



0000073

Annexure 2
Interpretation of results

<p>The gross debtors for the month is not the same as the gross debtors for the year.</p>
<p>The net capital expenditure for the month is not the same as the net capital expenditure for the year.</p>
<p>The value of the assets is the same as the value of the liabilities.</p>
<p>The net assets for the month are not the same as the net assets for the year.</p>

Template for Calculation of Uniform Financial Ratios and Norms 2018/19 Audited

RATIO	FORMULA	DATA SOURCE	NORM/RANGE	INFO/DISCUSSION	DATA/INITS AND RESULTS	INTERPRETATION	UNREPAIRED COMMENTS																						
"R 000"																													
I. FINANCIAL POSITION																													
A. Asset Management/Utilisation																													
1	Capital Expenditure to Total Expenditure	Total Capital Expenditure / Total Expenditure (Total Operating expenditure + Capital expenditure) * 100	Statement of Financial Position, Statement of Financial Performance, Notes to the AFS, Budget, In-Year reports, IDP and AR	10% - 20%	<table border="1"> <tr> <td>Total Operating Expenditure</td> <td>155 235 084</td> </tr> <tr> <td>Taxation Expense</td> <td></td> </tr> <tr> <td>Total Capital Expenditure</td> <td>52 313 376</td> </tr> </table>	Total Operating Expenditure	155 235 084	Taxation Expense		Total Capital Expenditure	52 313 376	Audited																	
Total Operating Expenditure	155 235 084																												
Taxation Expense																													
Total Capital Expenditure	52 313 376																												
2	Impairment of Property, Plant and Equipment, Investment Property and Intangible assets (Carrying Value)	Property, Plant and Equipment + Investment Property + Intangible Assets Impairment / (Total Property, Plant and Equipment + Investment Property + Intangible Assets) * 100	Statement of Financial Position, Notes to the AFS and AR	0%	<table border="1"> <tr> <td>PPE, Investment Property and Intangible Impairment</td> <td>348 783</td> </tr> <tr> <td>PPE at carrying value</td> <td>361 635 030</td> </tr> <tr> <td>Investment at carrying value</td> <td>20 300 000</td> </tr> <tr> <td>Intangible Assets at carrying value</td> <td>61 675</td> </tr> </table>	PPE, Investment Property and Intangible Impairment	348 783	PPE at carrying value	361 635 030	Investment at carrying value	20 300 000	Intangible Assets at carrying value	61 675	Audited															
PPE, Investment Property and Intangible Impairment	348 783																												
PPE at carrying value	361 635 030																												
Investment at carrying value	20 300 000																												
Intangible Assets at carrying value	61 675																												
3	Repairs and Maintenance as a % of Property, Plant and Equipment and Investment Property (Carrying Value)	Total Repairs and Maintenance Expenditure / Property, Plant and Equipment and Investment Property (Carrying value) * 100	Statement of Financial Position, Statement of Financial Performance, IDP, Budgets and In-Year Reports	8%	<table border="1"> <tr> <td>Total Repairs and Maintenance Expenditure</td> <td>7 432 265</td> </tr> <tr> <td>PPE at carrying value</td> <td>361 635 030</td> </tr> <tr> <td>Investment Property at Carrying value</td> <td>20 300 000</td> </tr> </table>	Total Repairs and Maintenance Expenditure	7 432 265	PPE at carrying value	361 635 030	Investment Property at Carrying value	20 300 000	Audited																	
Total Repairs and Maintenance Expenditure	7 432 265																												
PPE at carrying value	361 635 030																												
Investment Property at Carrying value	20 300 000																												
B. Debtors Management																													
1	Collection Rate	(Gross Debtors Closing Balance + Billed Revenue - Gross Debtors Opening Balance - Bad Debts Written Off) / Billed Revenue * 100	Statement of Financial Position, Statement of Financial Performance, Notes to the AFS, Budget, In-Year Reports, IDP and AR	95%	<table border="1"> <tr> <td>Gross Debtors closing balance</td> <td>55 346 180</td> </tr> <tr> <td>Gross Debtors opening balance</td> <td>51 787 041</td> </tr> <tr> <td>Bad debts written Off</td> <td></td> </tr> <tr> <td>Billed Revenue</td> <td>41 966 081</td> </tr> </table>	Gross Debtors closing balance	55 346 180	Gross Debtors opening balance	51 787 041	Bad debts written Off		Billed Revenue	41 966 081	Audited	?														
Gross Debtors closing balance	55 346 180																												
Gross Debtors opening balance	51 787 041																												
Bad debts written Off																													
Billed Revenue	41 966 081																												
2	Bad Debts Written-off as % of Provision for Bad Debt	Bad Debts Written-off / Provision for Bad debts * 100	Statement of Financial Position, Statement of Financial Performance, Notes to the AFS, Budget and AR	100%	<table border="1"> <tr> <td>Consumer Debtors Bad debts written off</td> <td></td> </tr> <tr> <td>Consumer Debtors Current bad debt Provision</td> <td>6 835 336</td> </tr> </table>	Consumer Debtors Bad debts written off		Consumer Debtors Current bad debt Provision	6 835 336	Audited																			
Consumer Debtors Bad debts written off																													
Consumer Debtors Current bad debt Provision	6 835 336																												
3	Net Debtors Days	((Gross Debtors - Bad debt Provision) / Actual Billed Revenue) * 365	Statement of Financial Position, Statement of Financial Performance, Notes to the AFS, Budget and AR	30 days	<table border="1"> <tr> <td>Gross debtors</td> <td>55 346 180</td> </tr> <tr> <td>Bad debts Provision</td> <td>20 662 065</td> </tr> <tr> <td>Billed Revenue</td> <td>41 966 081</td> </tr> </table>	Gross debtors	55 346 180	Bad debts Provision	20 662 065	Billed Revenue	41 966 081	Audited																	
Gross debtors	55 346 180																												
Bad debts Provision	20 662 065																												
Billed Revenue	41 966 081																												
C. Liquidity Management																													
1	Cash / Cost Coverage Ratio (Excl. Unspent Conditional Grants)	((Cash and Cash Equivalents - Unspent Conditional Grants - Overdraft) + Short Term Investment) / Monthly Fixed Operational Expenditure excluding (Depreciation, Amortisation, Provision for Bad Debts, Impairment and Loss on Disposal of Assets)	Statement of Financial Position, Statement of Financial Performance, Notes to the AFS, Budget, In Year Reports and AR	1 - 3 Months	<table border="1"> <tr> <td>Cash and cash equivalents</td> <td>12 184 768</td> </tr> <tr> <td>Bank Overdraft</td> <td>10 501 768</td> </tr> <tr> <td>Unspent Conditional Grants</td> <td>4 545 339</td> </tr> <tr> <td>Overdraft</td> <td></td> </tr> <tr> <td>Short Term Investments</td> <td>111 183 618</td> </tr> <tr> <td>Total Annual Operational Expenditure</td> <td>122 197 923</td> </tr> </table>	Cash and cash equivalents	12 184 768	Bank Overdraft	10 501 768	Unspent Conditional Grants	4 545 339	Overdraft		Short Term Investments	111 183 618	Total Annual Operational Expenditure	122 197 923	Audited											
Cash and cash equivalents	12 184 768																												
Bank Overdraft	10 501 768																												
Unspent Conditional Grants	4 545 339																												
Overdraft																													
Short Term Investments	111 183 618																												
Total Annual Operational Expenditure	122 197 923																												
2	Current Ratio	Current Assets / Current Liabilities	Statement of Financial Position, Budget, IDP and AR	1.5 - 2:1	<table border="1"> <tr> <td>Current Assets</td> <td>147 498 480</td> </tr> <tr> <td>Current Liabilities</td> <td>48 940 529</td> </tr> </table>	Current Assets	147 498 480	Current Liabilities	48 940 529	Audited																			
Current Assets	147 498 480																												
Current Liabilities	48 940 529																												
D. Liability Management																													
1	Capital Cost (Interest Paid and Redemption) as a % of Total Operating Expenditure	Capital Cost (Interest Paid and Redemption) / Total Operating Expenditure * 100	Statement of Financial Position, Statement of Cash Flows, Statement of Financial Performance, Budget, IDP, In-Year Reports and AR	6% - 8%	<table border="1"> <tr> <td>Interest Paid</td> <td>106 954</td> </tr> <tr> <td>Redemption</td> <td>707 712</td> </tr> <tr> <td>Total Operating Expenditure</td> <td>156 235 084</td> </tr> <tr> <td>Taxation Expense</td> <td></td> </tr> </table>	Interest Paid	106 954	Redemption	707 712	Total Operating Expenditure	156 235 084	Taxation Expense		Audited															
Interest Paid	106 954																												
Redemption	707 712																												
Total Operating Expenditure	156 235 084																												
Taxation Expense																													
2	Debt (Total Borrowings) / Revenue	(Overdraft + Current Finance Lease Obligation + Non-current Finance Lease Obligation + Short Term Borrowings + Long term borrowing) / (Total Operating Revenue - Operational Conditional Grants) * 100	Statement of Financial Position, Statement of Financial Performance, Budget, IDP and AR	45%	<table border="1"> <tr> <td>Total Debt</td> <td>1 218 184</td> </tr> <tr> <td>Total Operating Revenue</td> <td>178 453 444</td> </tr> <tr> <td>Operational Conditional Grants</td> <td>15 794 807</td> </tr> </table>	Total Debt	1 218 184	Total Operating Revenue	178 453 444	Operational Conditional Grants	15 794 807	Audited																	
Total Debt	1 218 184																												
Total Operating Revenue	178 453 444																												
Operational Conditional Grants	15 794 807																												
E. Sustainability																													
1	Level of Cash Backed Reserves (Net Assets - Accumulated Surplus)	(Cash and Cash Equivalents - Bank overdraft + Short Term Investment + Long Term Investment - Unspent grants) / (Net Assets - Accumulated Surplus - Non Controlling Interest Share Premium - Share Capital - Fair Value Adjustment - Revaluation Reserve) * 100	Statement Financial Position, Budget and AR	100%	<table border="1"> <tr> <td>Cash and cash Equivalents</td> <td>10 501 758</td> </tr> <tr> <td>Bank Overdraft</td> <td></td> </tr> <tr> <td>Short Term Investment</td> <td>111 183 618</td> </tr> <tr> <td>Long Term Investment</td> <td></td> </tr> <tr> <td>Unspent Grants</td> <td>4 545 339</td> </tr> <tr> <td>Net Assets</td> <td>464 057 407</td> </tr> <tr> <td>Share Premium</td> <td></td> </tr> <tr> <td>Share Capital</td> <td></td> </tr> <tr> <td>Revaluation Reserve</td> <td></td> </tr> <tr> <td>Fair Value Adjustment Reserve</td> <td></td> </tr> <tr> <td>Accumulated Surplus</td> <td>459 235 568</td> </tr> </table>	Cash and cash Equivalents	10 501 758	Bank Overdraft		Short Term Investment	111 183 618	Long Term Investment		Unspent Grants	4 545 339	Net Assets	464 057 407	Share Premium		Share Capital		Revaluation Reserve		Fair Value Adjustment Reserve		Accumulated Surplus	459 235 568	Audited	
Cash and cash Equivalents	10 501 758																												
Bank Overdraft																													
Short Term Investment	111 183 618																												
Long Term Investment																													
Unspent Grants	4 545 339																												
Net Assets	464 057 407																												
Share Premium																													
Share Capital																													
Revaluation Reserve																													
Fair Value Adjustment Reserve																													
Accumulated Surplus	459 235 568																												

FINANCIAL PERFORMANCE																		
A. Efficiency																		
1	Net Operating Surplus Margin	$(\text{Total Operating Revenue} - \text{Total Operating Expenditure}) / \text{Total Operating Revenue}$	Statement of Financial Performance, Budget, In-Year reports, AR, Statement of Comparison of Budget and Actual Amounts and Statement of Changes in Net Asset	= or > 0%	<table border="1"> <tr> <td>Total Operating Revenue</td> <td>178 433 444</td> </tr> <tr> <td>Depreciation - Revalued Portion (Only populate if depreciation line item in the Statement of Financial Performance is based on the revalued asset value)</td> <td></td> </tr> <tr> <td>Total Operating Expenditure</td> <td>156 235 684</td> </tr> <tr> <td>Taxation Expense</td> <td></td> </tr> </table>	Total Operating Revenue	178 433 444	Depreciation - Revalued Portion (Only populate if depreciation line item in the Statement of Financial Performance is based on the revalued asset value)		Total Operating Expenditure	156 235 684	Taxation Expense		Audited				
Total Operating Revenue	178 433 444																	
Depreciation - Revalued Portion (Only populate if depreciation line item in the Statement of Financial Performance is based on the revalued asset value)																		
Total Operating Expenditure	156 235 684																	
Taxation Expense																		
2	Net Surplus /Deficit Electricity	$\text{Total Electricity Revenue less Total Electricity Expenditure} / \text{Total Electricity Revenue} \times 100$	Statement of Financial Performance, Notes to AFS, Budget, IDP, In-Year reports and AR	0% - 15%	<table border="1"> <tr> <td>Total Electricity Revenue</td> <td>#DIV/0!</td> </tr> <tr> <td>Total Electricity Expenditure</td> <td></td> </tr> </table>	Total Electricity Revenue	#DIV/0!	Total Electricity Expenditure		Audited								
Total Electricity Revenue	#DIV/0!																	
Total Electricity Expenditure																		
3	Net Surplus /Deficit Water	$\text{Total Water Revenue less Total Water Expenditure} / \text{Total Water Revenue} \times 100$	Statement of Financial Performance, Budget, IDP, In-Year reports and AR	= or > 0%	<table border="1"> <tr> <td>Total Water Revenue</td> <td>#DIV/0!</td> </tr> <tr> <td>Total Water Expenditure</td> <td></td> </tr> </table>	Total Water Revenue	#DIV/0!	Total Water Expenditure		Audited								
Total Water Revenue	#DIV/0!																	
Total Water Expenditure																		
4	Net Surplus /Deficit Refuse	$\text{Total Refuse Revenue less Total Refuse Expenditure} / \text{Total Refuse Revenue} \times 100$	Statement of Financial Performance, Budget, IDP, In-Year reports and AR	= or > 0%	<table border="1"> <tr> <td>Total Refuse Revenue</td> <td>3 306 343</td> </tr> <tr> <td>Total Refuse Expenditure</td> <td>1 166 145</td> </tr> </table>	Total Refuse Revenue	3 306 343	Total Refuse Expenditure	1 166 145	Audited								
Total Refuse Revenue	3 306 343																	
Total Refuse Expenditure	1 166 145																	
5	Net Surplus /Deficit Sanitation and Waste Water	$\text{Total Sanitation and Waste Water Revenue less Total Sanitation and Waste Water Expenditure} / \text{Total Sanitation and Waste Water Revenue} \times 100$	Statement of Financial Performance, Notes to AFS, Budget, IDP, In-Year reports and AR	= or > 0%	<table border="1"> <tr> <td>Total Sanitation and Waste Water Revenue</td> <td>#DIV/0!</td> </tr> <tr> <td>Total Sanitation and Waste Water Expenditure</td> <td></td> </tr> </table>	Total Sanitation and Waste Water Revenue	#DIV/0!	Total Sanitation and Waste Water Expenditure		Audited								
Total Sanitation and Waste Water Revenue	#DIV/0!																	
Total Sanitation and Waste Water Expenditure																		
B. Distribution Losses																		
1	Electricity Distribution Losses (Percentage)	$(\text{Number of Electricity Units Purchased and/or Generated} - \text{Number of units sold}) / \text{Number of Electricity Units Purchased and/or generated} \times 100$	Annual Report, Audit Report and Notes to Annual Financial Statements	7% - 10%	<table border="1"> <tr> <td>Number of units purchased and/or generated</td> <td>#DIV/0!</td> </tr> <tr> <td>Number of units sold</td> <td></td> </tr> </table>	Number of units purchased and/or generated	#DIV/0!	Number of units sold		Audited								
Number of units purchased and/or generated	#DIV/0!																	
Number of units sold																		
2	Water Distribution Losses (Percentage)	$(\text{Number of Kilolitres Water Purchased or Purified} - \text{Number of Kilolitres Water Sold}) / \text{Number of Kilolitres Water Purchased or Purified} \times 100$	Annual Report, Audit Report and Notes to Annual Financial Statements	15% - 30%	<table border="1"> <tr> <td>Number of kilolitres purchased and/or purified</td> <td>#DIV/0!</td> </tr> <tr> <td>Number of kilolitres sold</td> <td></td> </tr> </table>	Number of kilolitres purchased and/or purified	#DIV/0!	Number of kilolitres sold		Audited								
Number of kilolitres purchased and/or purified	#DIV/0!																	
Number of kilolitres sold																		
C. Revenue Management																		
1	Growth in Number of Active Consumer Accounts	$(\text{Period under review's number of Active Debtor Accounts} - \text{previous period's number of Active Debtor Accounts}) / \text{previous number of Active Debtor Accounts} \times 100$	Debtors System	None	<table border="1"> <tr> <td>Number of Active Debtors Accounts (Previous)</td> <td>4 247</td> </tr> <tr> <td>Number of Active Debtors Accounts (Current)</td> <td>4 328</td> </tr> </table>	Number of Active Debtors Accounts (Previous)	4 247	Number of Active Debtors Accounts (Current)	4 328	Audited								
Number of Active Debtors Accounts (Previous)	4 247																	
Number of Active Debtors Accounts (Current)	4 328																	
2	Revenue Growth (%)	$(\text{Period under review's Total Revenue} - \text{previous period's Total Revenue}) / \text{previous period's Total Revenue} \times 100$	Statement of Financial Performance, Budget, IDP, In-Year reports and AR	= CPI	<table border="1"> <tr> <td>CPI</td> <td>5%</td> </tr> <tr> <td>Total Revenue (Previous)</td> <td>206 841 203</td> </tr> <tr> <td>Total Revenue (Current)</td> <td>205 056 444</td> </tr> </table>	CPI	5%	Total Revenue (Previous)	206 841 203	Total Revenue (Current)	205 056 444	Audited						
CPI	5%																	
Total Revenue (Previous)	206 841 203																	
Total Revenue (Current)	205 056 444																	
3	Revenue Growth (%) - Excluding capital grants	$(\text{Period under review's Total Revenue Excluding capital grants} - \text{previous period's Total Revenue excluding capital grants}) / \text{previous period's Total Revenue excluding capital grants} \times 100$	Statement of Financial Performance, Notes to AFS, Budget, IDP, In-Year reports and AR	= CPI	<table border="1"> <tr> <td>CPI</td> <td>5%</td> </tr> <tr> <td>Total Revenue Excl Capital (Previous)</td> <td>162 267 056</td> </tr> <tr> <td>Total Revenue Excl Capital (Current)</td> <td>178 438 444</td> </tr> </table>	CPI	5%	Total Revenue Excl Capital (Previous)	162 267 056	Total Revenue Excl Capital (Current)	178 438 444	Audited						
CPI	5%																	
Total Revenue Excl Capital (Previous)	162 267 056																	
Total Revenue Excl Capital (Current)	178 438 444																	
D. Expenditure Management																		
1	Creditors Payment Period (Trade Creditors)	$\text{Trade Creditors Outstanding} / \text{Credit Purchases (Operating and Capital)} \times 95$	Statement of Financial Performance, Notes to AFS, Budget, In-Year reports and AR	30 days	<table border="1"> <tr> <td>Trade Creditors</td> <td>57 393 295</td> </tr> <tr> <td>Contracted Services</td> <td></td> </tr> <tr> <td>Repairs and Maintenance</td> <td>7 432 285</td> </tr> <tr> <td>General expenses</td> <td>48 306 734</td> </tr> <tr> <td>Bulk Purchases</td> <td></td> </tr> <tr> <td>Capital Credit Purchases (Capital Credit Purchases refers to additions of Investment Property and Property, Plant and Equipment)</td> <td>62 313 375</td> </tr> </table>	Trade Creditors	57 393 295	Contracted Services		Repairs and Maintenance	7 432 285	General expenses	48 306 734	Bulk Purchases		Capital Credit Purchases (Capital Credit Purchases refers to additions of Investment Property and Property, Plant and Equipment)	62 313 375	Audited
Trade Creditors	57 393 295																	
Contracted Services																		
Repairs and Maintenance	7 432 285																	
General expenses	48 306 734																	
Bulk Purchases																		
Capital Credit Purchases (Capital Credit Purchases refers to additions of Investment Property and Property, Plant and Equipment)	62 313 375																	
2	Irregular, Fruitless and Wasteful and Unauthorised Expenditure / Total Operating Expenditure	$(\text{Irregular, Fruitless and Wasteful and Unauthorised Expenditure}) / \text{Total Operating Expenditure} \times 100$	Statement of Financial Performance, Notes to Annual Financial Statements and AR	0%	<table border="1"> <tr> <td>Irregular, Fruitless and Wasteful and Unauthorised Expenditure</td> <td>9 629 304</td> </tr> <tr> <td>Total Operating Expenditure</td> <td>156 235 684</td> </tr> <tr> <td>Taxation Expense</td> <td></td> </tr> </table>	Irregular, Fruitless and Wasteful and Unauthorised Expenditure	9 629 304	Total Operating Expenditure	156 235 684	Taxation Expense		Audited						
Irregular, Fruitless and Wasteful and Unauthorised Expenditure	9 629 304																	
Total Operating Expenditure	156 235 684																	
Taxation Expense																		
3	Remuneration as % of Total Operating Expenditure	$\text{Remuneration (Employee Related Costs and Councillors' Remuneration)} / \text{Total Operating Expenditure} \times 100$	Statement of Financial Performance, Budget, IDP, In-Year reports and AR	25% - 40%	<table border="1"> <tr> <td>Employee/personnel related cost</td> <td>52 690 634</td> </tr> <tr> <td>Councillors Remuneration</td> <td>11 200 471</td> </tr> <tr> <td>Total Operating Expenditure</td> <td>156 235 684</td> </tr> <tr> <td>Taxation Expense</td> <td></td> </tr> </table>	Employee/personnel related cost	52 690 634	Councillors Remuneration	11 200 471	Total Operating Expenditure	156 235 684	Taxation Expense		Audited				
Employee/personnel related cost	52 690 634																	
Councillors Remuneration	11 200 471																	
Total Operating Expenditure	156 235 684																	
Taxation Expense																		
4	Contracted Services % of Total Operating Expenditure	$\text{Contracted Services} / \text{Total Operating Expenditure} \times 100$	Statement of Financial Performance, Budget, IDP, In-Year reports and AR	2% - 5%	<table border="1"> <tr> <td>Contracted Services</td> <td>5%</td> </tr> <tr> <td>Total Operating Expenditure</td> <td>156 235 684</td> </tr> <tr> <td>Taxation Expense</td> <td></td> </tr> </table>	Contracted Services	5%	Total Operating Expenditure	156 235 684	Taxation Expense		Audited						
Contracted Services	5%																	
Total Operating Expenditure	156 235 684																	
Taxation Expense																		

E. Grant Dependency

1	Own funded Capital Expenditure (Internally generated funds + Borrowings) to Total Capital Expenditure	Own funded Capital Expenditure (Internally generated funds + Borrowings) / Total Capital Expenditure x 100	Statement of Financial Position, Budget, AFS Appendices, Notes to the Annual Financial Statements (Statement of Comparative and Actual Information), Budget, IDP, In-Year reports and AR	None		49%	Audited
					Internally generated funds	25 647 375	
					Borrowings		
					Total Capital Expenditure	62 313 375	

2	Own funded Capital Expenditure (Internally Generated Funds) to Total Capital Expenditure	Own funded Capital Expenditure (Internally Generated Funds) / Total Capital Expenditure x 100	Statement of Financial Position, Budget, AFS Appendices, Notes to the Annual Financial Statements (Statement of Comparative and Actual Information) Budget, IDP, In-Year reports and AR	None		49%	Audited
					Internally generated funds	25 647 375	
					Total Capital Expenditure	52 313 375	

3	Own Source Revenue to Total Operating Revenue (including Agency Revenue)	Own Source Revenue (Total revenue - Government grants and Subsidies - Public Contributions and Donations) / Total Operating Revenue (including agency services) x 100	Statement Financial Performance, Budget, IDP, In-Year reports and AR	None		29%	Audited
					Total Revenue	205 069 444	
					Government grant and subsidies	153 622 807	
					Public contributions and Donations	332 990	
Capital Grants	28 466 000						

3. BUDGET IMPLEMENTATION

1	Capital Expenditure Budget Implementation Indicator	Actual capital Expenditure / Budget Capital Expenditure x 100	Statement of Financial Position, Budget, AFS Appendices, In-Year reports and AR	95% - 100%		97%	Audited
					Actual Capital Expenditure	52 313 375	
					Budget Capital Expenditure	72 287 219	

2	Operating Expenditure Budget Implementation Indicator	Actual Operating Expenditure / Budgeted Operating Expenditure x 100	Statement of Financial Position, Budget, AFS Appendices, IDP, In-Year reports and AR	95% - 100%		98%	Audited
					Actual Operating Expenditure	156 235 594	
					Budget Operating Expenditure	168 316 868	

3	Operating Revenue Budget Implementation Indicator	Actual Operating Revenue / Budget Operating Revenue x 100	Statement of Financial Position, Budget, AFS Appendices, IDP, In-Year reports and AR	95% - 100%		100%	Audited
					Actual Operating Revenue	178 433 444	
					Budget Operating Revenue	188 816 447	

4	Service Charges and Property Rates Revenue Budget Implementation Indicator	Actual Service Charges and Property Rates Revenue / Budget Service Charges and Property Rates Revenue x 100	Statement of Financial Position, Budget, AFS Appendices, IDP, In-Year reports and AR	95% - 100%		97%	Audited
					Actual Service Charges and Property Rates Revenue	34 657 450	
					Budget Service Charges and Property Rates Revenue	38 445 381	

EXPENDITURE MANAGEMENT REPORT FOR THE PERIOD OF JUNE 2020

AUTHOR	:	Chief Finance Officer
Levels	:	1 st Level –MANCO
	:	2 ND Level- Committee
	:	3 RD Level-Exco
	:	4 th Level-Council

2. PURPOSE

To report to the committee on the payments made during the month of June 2020

3. LEGAL REQUIREMENTS

- MFMA Act NO .56 of 2003

4. BACKGROUND AND REASONING

The accounting officer of a municipality is responsible for the management of the expenditure of the municipality. The accounting officer must take all reasonable steps to ensure that the municipality has and maintains an effective system of expenditure control, including procedures for approval, authorisation, withdrawal and payments of funds

The accounting officer must also make sure that the municipality has and maintains a system of internal control in respect of creditors and payments, that payments by the municipality are made directly to the person to whom it is due unless agreed otherwise for reasons as may be prescribed, and that all money owing by the municipality be paid within 30 days of receiving the relevant invoice or statement, unless prescribed otherwise for certain categories of expenditure.

5. FINANCIAL IMPLICATIONS

No financial implications

6. STAFF IMPLICATIONS

No staff implications

7. Annexures

- Payment listing DR Nkosazana Dlamini Zuma Municipality
- Top ten creditors
- Free basic electricity for June 2020

8. RECOMMENDATIONS

That this report noted by the committee

LIST OF PAYMENTS MADE DURING JUNE						
PAYMENT NUMBER	SUPPLIER NAME	DESCRIPTION	AMOUNT	DATE OF INVOICE	PAYMENT DATE	COMPLIANCE
1201	Lemalwa Trading	Masameni Sportfield Certificate7	480 171.85	2020/05/26	2020/06/05	YES
1202	Sibem Partners (Pty) Ltd	Creighton Asphalt Road Phase 5 Certificate4	448 612.01	2020/05/18	2020/06/05	YES
1203	Majiki Construction and Plant Hire	Solokoho Community Hall Certificate 4	344 684.26	2020/05/25	2020/06/05	YES
1204	WNA Consulting JV Mahlubi	Underberg Asphalt Phase 2 Certificate 2	504 723.04	2020/05/26	2020/06/05	YES
1205	SijaJuluka JV Ukwazi Home Development	Mqulela Sportfield Certificate 3	687 763.02	2020/05/26	2020/06/05	YES
1206	Singela Trading and Enterprise	Supply and Delivery of Fire Fighters Uniform	89 864.00	2020/05/28	2020/06/05	YES
1207	Mjadu Contractors	Supply and Delivery of Goats	50 000.00	2020/05/26	2020/06/05	YES
1208	Umgungu Trading Enterprise	Undercoat clear	2 000.00	2020/05/26	2020/06/05	YES
1209	BI Infrastructure consultants	Dwaleni Access Road Certificate 3	6 037.50	2020/05/21	2020/06/05	YES
1210	BI Infrastructure consultants	Kwaqutela Creche Certificate 3	4 945.00	2020/05/21	2020/06/05	YES
1211	BI Infrastructure consultants	Ridge Access Road Certificate 3	12 190.00	2020/05/21	2020/06/05	YES
1212	BI Infrastructure consultants	Sdangeni Access Road Certificate 3	5 002.50	2020/05/21	2020/06/05	YES
1213	BI Infrastructure consultants	Hlathikhulu Access Road Certificate 3	5 865.00	2020/05/21	2020/06/05	YES
1214	BI Infrastructure consultants	Gala Community Hall Certificate 3	59 328.26	2020/05/21	2020/06/05	YES
1215	B & B Transport	Pannel of Construction Plant Hire/ Maintenance of Ward 12 Access Road Certificate 3	184 373.75	2020/05/08	2020/06/05	YES
1216	B & B Transport	Lookout Access Road Certificate 3	340 285.00	2020/05/15	2020/06/05	YES
1217	Magubane Plant & Contractors	Mshushwana Access Road Certificate 2 (Plant Hire)	379 615.00	2020/05/28	2020/06/05	YES
1218	Conan Construction	Pannel of Construction Plant Hire Certificate 2	485 070.00	2020/05/22	2020/06/05	YES
1219	Tunimart Travel Agency	Accommodation for P Phoswa,L Mtolo,car hire for N dlamini,Flight for N Dlamini and Catering for Corporate services strategic planning	44 887.64	2020/06/01	2020/06/05	YES
1220	Regency Office Furniture	Purchase of Office Furniture for the PMS Unit	29 900.00	2020/05/29	2020/06/05	YES
1221	Creighton Service Station	Petrol for Himmeville Area and Underberg Area	2 400.03	2020/05/28	2020/06/05	YES
1222	SBS Electrical (pty) Ltd	Repair of Geysar at Creighton Traffic Office	1 731.36	2020/05/28	2020/06/05	YES
1224	Anvision Computers	Purchase of Laptop Charge and Backpack for Mr X Mkhize (SCM Intern), HP Laptop Battery for Mr J Mazibuko,Macbook Ports for ICT Office,Laptop Screen replacement for Mr E Phoswa and Laptop for PMS Office and Laptop Bag	40 627.00	2020/06/01	2020/06/05	YES
1225	Avanda Mbanga	Advert for Draft Budget 2020/2021, Advert for Data Cleasing	30 318.73	2020/06/01	2020/06/05	YES
1226	Luvhend (Pty) Ltd	Purchase of Face Mask and Face Shields for Municipal workers	12 500.00	2020/06/01	2020/06/05	YES
1227	Welcomy Investments (Pty) Ltd	Purchase of Red Bin Bags	3 407.45	2020/06/01	2020/06/05	YES
1228	Welcomy Investments (Pty) Ltd	Purchase of Refuse Bags for the Municipality	57 643.75	2020/06/01	2020/06/05	YES
1229	Ikhenani Lethu	Service Provider for Emptying Septic Tank at Himmeville Office and Bulwer Taxi Rank, Creighton Main Office and Creighton Public Toilets	30 800.00	2020/05/14	2020/06/05	YES
1230	Konica Minolta	Photocopying Machine for May	43 177.62	2020/05/26	2020/06/05	YES
1231	Igoda Project Pty Ltd	Greater Nkumba Phase Certificate 5	5 155.59	2020/06/08	2020/06/19	YES
1232	Igoda Project Pty Ltd	Greater Donnbrook Phase 2 Certificate 4	12 257.44	2020/06/08	2020/06/19	YES
1233	Igoda Project Pty Ltd	Greater Stermore Phase 2 Certificate 4	5 155.59	2020/06/08	2020/06/19	YES
1234	Igoda Project Pty Ltd	Greater Nhlahlhleni Phase2 Certificate 4	5 155.59	2020/06/08	2020/06/19	YES
1235	Igoda Project Pty Ltd	Greater Mijial/ Creighton Phase 2 Certificate 4	12 257.44	2020/06/08	2020/06/19	YES
1236	Igoda Project Pty Ltd	Greater Nkwezela Phase2 Certificate 4	2 472.02	2020/06/08	2020/06/19	YES
1237	Igoda Project Pty Ltd	Greater Bulwer Phase 2 Certificate 5	5 155.59	2020/06/08	2020/06/19	YES
1238	Igoda Project Pty Ltd	Greater Underberg Phase2 Certificate 3, Greater Bhidlal/Sizananjalo Phase2 Certificate4 and Greater Sandanezwe/Masamini Phase2 Certificate 4	403 936.89	2020/06/08	2020/06/19	YES
1239	Igoda Project Pty Ltd	Greater Sandanezwe, Masamini PH2 certificate3	4 944.02	2020/06/08	2020/06/19	YES
1240	Sihenda JV Nkonweni	Greater Centocow/HlabeniPH2 certificate5	329 117.20	2020/06/11	2020/06/19	YES

LIST OF PAYMENTS MADE DURING JUNE						
PAYMENT NUMBER	SUPPLIER NAME	DESCRIPTION	AMOUNT	DATE OF INVOICE	PAYMENT DATE	COMPLIANCE
1241	Splenda JV Nkonveni	Greater Centocow/HlabeniPH2 certificate4	80 358.79	2020/06/11	2020/06/19	YES
1242	Out There Services	Repair of the Municipal tractor Registration number NUD 2131	1 463.38	2020/06/09	2020/06/19	YES
1243	Noblogging (pty)Ltd	May rental for Donnybrook offices	1 980.63	2020/05/25	2020/06/19	YES
1244	Ayanda Mbangwa	Advert for Adjustment budget,vacant post&supplemental valuation	46 642.54	2020/06/09	2020/06/19	YES
1245	Nashua	Stationary	21 225.40	2020/06/09	2020/06/19	YES
1246	Anvision Computers	laptop for Ms T Gwexe	28 191.00	2020/06/01	2020/06/19	YES
1247	Creighton Service Station	Diesel for burning fire brake for all centres	3 199.10	2020/06/09	2020/06/19	YES
1248	Go Mobile	Procurement of Covid 19 material	81 237.00	2020/06/09	2020/06/19	YES
1249	Amavuyo Catering	Plant for Gardening	29 045.00	2020/06/09	2020/06/19	YES
1250	Underberg forge	Painchem alcohol/sanitizer	9 617.52	2020/06/11	2020/06/19	YES
1251	Konika Minoita	Photocopying and printing March and April statement	143 882.62	2020/06/09	2020/06/19	YES
1252	Nashua	Telephone fees for June	21 229.25	2020/06/09	2020/06/19	YES
1253	Capital Number Plates & Signs	purchase if signage for covid 19	6 210.00	2020/06/09	2020/06/19	YES
1254	Umgungu Trading Enterprise	Supply &Delivery of Grocery for Emerging artists	9 391.21	2020/06/09	2020/06/19	YES
1255	The Don Ira Family	June rental for Himeville offices	4 277.34	2020/06/12	2020/06/19	YES
1256	Nkwezela Funeral Parlour	Funeral support	7 500.00	2020/06/12	2020/06/19	YES
1257	Makize Plumbing	maintenance of main building certificate1	98 291.75	2020/06/08	2020/06/19	YES
1258	Nienzekile construction& Project (PTY) LTD	renovation of nikelabantwana community hall certificate1	171 186.20	2020/06/08	2020/06/19	YES
1259	Vunguza Business Enterprise	renovation of Sonyongwana community hall certificate.1	179 379.00	2020/06/09	2020/06/19	YES
1260	Ukphumulela Trading	Supply and delivery of garden equipment	28 000.00	2020/06/12	2020/06/19	YES
1261	Radebe's Car Wash	Cleaning of Municipal vehicles	2 000.00	2020/06/06	2020/06/19	YES
1262	Underberg Forge	Painchem alcohol/sanitizer	28 959.30	2020/06/01	2020/06/19	YES
1263	Igoda Project PTY Ltd	Greater Mjilal Creighton Phase 2 Certificate 5	190 462.98	2020/06/08	2020/06/19	YES
1264	Igoda Project PTY Ltd	Greater Underberg Phase2 Certificate 4	417 602.81	2020/06/08	2020/06/19	YES
1265	Splenda Electrical	Greater Ngwagwane,Khukhulela,Amakhuze,Mqundekweni, centocow certificate.2	492 498.58	2020/06/08	2020/06/19	YES
1266	Lemaiwa Trading	Masameni Sportfield Certificate8	880 561.37	2020/06/15	2020/06/26	YES
1267	Siyajuluka JV Ukwazi Home Dev	Mqulwisa Sportfield certificate.4	439 156.02	2020/06/15	2020/06/26	YES
1268	Mylucy (Pty) Ltd	laptop for Miss N Mfya	22 500.00	2020/06/22	2020/06/26	YES
1269	Bulwer Trading Store	Groceries for funeral support for Memela family ward 14	938.00	2020/06/17	2020/06/26	YES
1270	Majiki Construction and Plant Hire	Solokolo Community Hall certificate 6	258 513.18	2020/06/11	2020/06/26	YES
1271	Shardesh Sewlal& Associates	consultant for Khukhulela Sportfield certificate.10	25 242.50	2020/06/08	2020/06/26	YES
1272	Nashua	laptop for Normzamo Khubone	25 868.10	2020/06/19	2020/06/26	YES
1273	Shardesh Sewlal& Associates	Gqurnent Sportfield certificate.9	23 287.50	2020/06/09	2020/06/26	YES
1274	Mazeka Thwaleni Trading	Catering for Gender forum meeting	3 000.00	2020/06/22	2020/06/26	YES
1275	Majiki Construction and Plant Hire	Solokohlo Community Hall Certificate 7	129 256.60	2020/06/11	2020/06/26	YES
1276	Lemaiwa Trading	Masameni Sportfield certificate.9	343 225.81	2020/06/15	2020/06/26	YES
1277	Conan Construction	Refuse removal from Himeville to Bulwer waste site	236 900.00	2020/06/12	2020/06/26	YES
1278	Mpumelicious Trading	Install of signage boards in waste disposal site and himeville	25 917.00	2020/06/18	2020/06/26	YES
1279	Department of Health	Ambulance service for Bongumusa Marathon	1 182.00	2020/06/22	2020/06/26	YES
1280	Trophy International	Trophies for 2019 Matric Awards	4 830.00	2020/06/22	2020/06/26	YES

LIST OF PAYMENTS MADE DURING JUNE						
PAYMENT NUMBER	SUPPLIER NAME	DESCRIPTION	AMOUNT	DATE OF INVOICE	PAYMENT DATE	COMPLIANCE
1281	Muamelicious Trading	Bulwer library promotional material	28 725.00	2020/06/22	2020/06/26	YES
1282	Underberg Forge	F10 sc Disinfectant 25 and 5 liters	29 681.10	2020/06/12	2020/06/26	YES
1283	Government Printing Works	Advert for Government notice	2 017.59	2020/06/18	2020/06/26	YES
1284	Nduna Organization	Renovation of Mqulala community hall certificate.1	165 300.00	2020/06/08	2020/06/26	YES
1285	MyLucy (Pty) LTD	Laptop for Miss N Radebe	23 200.00	2020/06/17	2020/06/26	YES
1286	Government Printing Works	Adver for Final Budget, IDP and SDF	4 539.60	2020/06/15	2020/06/26	YES
1287	Masakhokulunge Project Managers	Masameni Sportfield certificate 6	71 904.35	2020/06/15	2020/06/26	YES
1288	Sizho-Glad Construction and General	Donnybrook Asphalt PH2 certificate.5	172 994.44	2020/06/09	2020/06/26	YES
1289	Majiki Construction and Plant Hire	Solkohlo Community Hall certificate.5	276 802.09	2020/06/11	2020/06/26	YES
1290	WNA Consulting JV Mahlubi	Underberg Asphalt Phase Certificate 3	767 555.70	2020/06/18	2020/06/26	YES
1291	Avanda Mbanja	Advert for Final Budget IDP and SDF & Electrification projects	88 851.63	2020/06/09	2020/06/26	YES
1292	Major Machines	Khukhulela Sportfield certificate 8	200 563.16	2020/06/18	2020/06/26	YES
1293	Powervision Technology	ICT Support for April and May	36 600.00	2020/06/18	2020/06/26	YES
1294	Major Machines	Gqumeli Sportfield certificate.8	197 337.30	2020/06/09	2020/06/26	YES
1296	Evaluation Enhance Property	Supplementary valuation roll for May and June	38 962.00	2020/06/24	2020/06/26	YES
1297	Southern Berg fire Protection	FFA Operation Kwasani tracer kline burning	756.70	2020/06/22	2020/06/26	YES
1298	Crelighton Service Station	Petrol for fire fighting pump	975.01	2020/06/22	2020/06/26	YES
12100	Ikamva Consulting Agency	Submission of final EMP Report and closeout report	120 577.50	2020/06/24	2020/06/26	YES
12101	Rural Metro	Delivery of rescue tools (jaws of life)	381 116.90	2020/06/22	2020/06/26	YES
12102	Isibuko Development Planners	Adoption and project closeout, project initiation and inception	280 312.49	2020/06/24	2020/06/26	YES
12103	Underberg Forge	Washable Mask	28 750.00	2020/06/22	2020/06/26	YES
12104	Byes System Integration	Support on final budget	75 544.65	2020/06/24	2020/06/26	YES
12105	Singela Trading	Purchase of Safety boots for Corporate	12 586.00	2020/06/22	2020/06/26	YES
12106	Akhoh 1 Trading and Projects	Catering for Training of Artist	10 000.00	2020/06/19	2020/06/26	YES
12107	Senzumehluko Trading	Facilitator for Gospel and Ingoma	27 800.00	2020/06/22	2020/06/26	YES
12108	Vanguard fire and safety	Supply and Delivery of Fire Fighters Uniform	76 986.75	2020/06/22	2020/06/26	YES
12109	Kerush's transport cc	Panel of construction plant hire of water tankers	487 255.00	2020/06/15	2020/06/26	YES
12110	Isibuko Development Planners	Final SDF closeout report	157 423.50	2020/06/24	2020/06/26	YES
12111	Sizho-Glad Construction and General	Donnybrook Asphalt PH2 certificate.4	517 705.97	2020/06/09	2020/06/26	YES
12112	Mantenteni Trading	Gardening equipment	28 750.00	2020/06/24	2020/06/26	YES
12113	Konika Minolta	Printing and photocopying for June	61 067.16	2020/06/24	2020/06/26	YES
12114	Zingy & Sons	Thermometers for all war rooms	23 250.00	2020/06/22	2020/06/26	YES
12115	Sbonjavena Business Solution	Sanitizer for senior citizen&pensioners	17 740.00	2020/06/22	2020/06/26	YES
12116	Belebele Trading	Sanitizer and Spray for Covid 19	27 600.00	2020/06/22	2020/06/26	YES
12117	Underberg Forge	General disinfectant	3 217.70	2020/06/22	2020/06/26	YES
12118	Go Mobile Projects	laptop bag for Nokuthla Khubone	642.00	2020/06/24	2020/06/26	YES
12119	Sizakancane Trading	Emergency packs for children day	28 977.93	2020/06/24	2020/06/26	YES
12120	Rural Metro	Fire brigade service for June	139 386.70	2020/06/24	2020/06/26	YES

LIST OF PAYMENTS MADE DURING JUNE						
PAYMENT NUMBER	SUPPLIER NAME	DESCRIPTION	AMOUNT	DATE OF INVOICE	PAYMENT DATE	COMPLIANCE
12121	Shibilika Trading & Projects	Quarter bade and Mattress for fire fighters	14 288.50	2020/06/24	2020/06/26	YES
12122	Rural Metro	PAS life breathing apparatus cylinder spray gun with connection	17 549.00	2020/06/22	2020/06/26	YES
12123	Lakhani Trading	Blankets, spoinges and Plastic for Disaster management relief	29 400.00	2020/06/22	2020/06/26	YES
12124	SBS Electrical (pty ltd	Repair power at himeville, Traffic office	8 088.34	2020/06/24	2020/06/26	YES
12126	SBS Electrical (pty ltd	Material to repair light at Creighton office repair of cable at Himeville recycling plant, repair gyser at Creighton main office& repair outside light at Bulwer Library	62 007.60	2020/06/24	2020/06/26	YES
12127	Majiki Construction and Plant Hire	Bhidla Creche certificate.3	966 957.54	2020/06/23	2020/06/30	YES
12128	Magubane Plant & Contractors	plant hire for ward 4 certificate. 1	1 108 473.50	2020/06/23	2020/06/30	YES
12129	Magubane Plant & Contractors	Mampondweni Access road certificate. 1	1 025 579.78	2020/06/22	2020/06/30	YES
12130	BG Mazongolo construction	Gumeni Creche certificate.3	882 606.39	2020/06/19	2020/06/30	YES
12131	Fynn's Construction	plant hire upgrade access road in ward 11	1 010 167.19	2020/06/23	2020/06/30	YES
12132	Masakhukulunge Project Managers	Consultant for Mqundekweni sportfield certificate.6	67 015.61	2020/06/23	2020/06/30	YES
12133	Silenda JV Nkonweni	Electrification of Greater Gumeni Phase 2 certificate.5	48 215.27	2020/06/19	2020/06/30	YES
12134	Silenda Electrical	Electrification of Greater Ngwagwane, Khukhulela, Amakhuze, Mqundekweni. centocow certificate 3	592 299.43	2020/06/19	2020/06/30	YES
12135	Silenda JV Nkonweni	Elect of greater Ngwagwane PH2 cert.8& Gumeni PH2 cert.6	103 536.56	2020/06/19	2020/06/30	YES
12136	Siphso-Glad Construction and General	Underberg Taxi rank certificate.5	533 830.30	2020/06/23	2020/06/30	YES
12137	Silenda JV Nkonweni	Elect of greater Khukhulela/Nomajaja PH2 certificate.8	61 179.43	2020/06/19	2020/06/30	YES
12139	Nazenzekile Construction&Projet (PTY) LTD	Nkeiabantwana Community hall certificate.2	122 082.60	2020/06/23	2020/06/30	YES
12140	Silenda JV Nkonweni	Elect of greater Gumeni Phase 2 certificate.4	317 935.46	2020/06/19	2020/06/30	YES
12141	Silenda JV Nkonweni	Elect of greater Amakhuze PH2 certificate.7	49 985.44	2020/06/19	2020/06/30	YES
12142	Silenda JV Nkonweni	Elect of greater Gumeni Phase 2 certificate.7	58 289.36	2020/06/26	2020/06/30	YES
12143	GreenDoor Landscape service	Provision of Horticulture Management certificate.6	25 875.00	2020/06/17	2020/06/30	YES
12144	Iqoda Project PTY Ltd	Elect of Greater Sandanzwe Phase 2 certificate.5 & Elect of greater Bulwer Nkumba Stepmore certificate.4	1 289 418.94	2020/06/19	2020/06/30	YES
12145	Silenda Electrical	Elect of greater Ngwagwane, Khukhulela, Amakhuze, Mqundekweni, Centocow certificate 5	245 448.84	2020/06/26	2020/06/30	YES
12146	Iqoda Project PTY Ltd	Elect of Greater Bulwer, Nkumba, Stepmore certificate.5	229 398.27	2020/06/26	2020/06/30	YES
12147	Siphso-Glad Construction and General	Bulwer Asphalt road certificate.6	925 751.75	2020/06/09	2020/06/30	YES
12148	Fynn's Construction	Upgrading of Access road in ward 8 certificate. 1	2 717 291.88	2020/06/23	2020/06/30	YES
12149	Silenda Electrical	Elect of greater Ngwagwane, Khukhulela, Amakhuze, Mqundekweni, Centocow certificate 4	635 803.13	2020/06/26	2020/06/30	YES
12150	Mabaghlan Construction (PTY) LTD	Renovation of Mjila community hall	100 000.00	2020/06/25	2020/06/30	YES
12151	FMA Engineers	Design & project management of fire station	91 851.70	2020/06/25	2020/06/30	YES
12152	Majiki Construction and Plant Hire	Creighton Library certificate. 5	1 248 228.26	2020/06/24	2020/06/30	YES
12153	Majiki Construction and Plant Hire	Creighton Library certificate. 6	383 213.68	2020/06/24	2020/06/30	YES
12154	Masakhukulunge Project Managers	Consultant for Creighton sportfield certificate.1	497 698.30	2020/06/23	2020/06/30	YES
12156	Lematwe JV Velvet Mountains	Mqundekweni Sportfield certificate.9	274 155.72	2020/06/24	2020/06/30	YES
12157	Charfos Logistics	Covid 19 material for Schools & TVET. and body temperature scanner's	53 020.00	2020/06/25	2020/06/30	YES
12158	Creighton service station	petrol for Brush cutters for creighton centre	3 325.01	2020/06/25	2020/06/30	YES
12159	Emergency African service	Nozzle warrior pistol grip couplings	20 240.00	2020/06/25	2020/06/30	YES
12160	Ayanda Mbanja	Erratum for electrification projects PH3	8 849.81	2020/06/25	2020/06/30	YES
12161	IX Engineers	Consultant for Dazela Access road certificate.1	70 415.62	2020/06/24	2020/06/30	YES
12162	Kerush's transport cc	Dazela Access road certificate.1	1 488 200.00	2020/06/19	2020/06/30	YES
12163	B & B Transport	lookout Access road certificate.4	589 605.00	2020/06/24	2020/06/30	YES

LIST OF PAYMENTS MADE DURING JUNE						
PAYMENT NUMBER	SUPPLIER NAME	DESCRIPTION	AMOUNT	DATE OF INVOICE	PAYMENT DATE	COMPLIANCE
12165	Vexscore (pty) ltd	Supply & Delivery of firefighting Vehicle	115 000.00	2020/06/19	2020/06/30	YES
12166	Magubane Plant & Contractors	Dumabazwe Sportfield certificate 7	504 415.24	2020/06/24	2020/06/30	YES
12167	IX Engineers	Saanjeni bridge road certificate.1	213 982.03	2020/06/24	2020/06/30	YES
12168	Sijajuluka JV Ukuzazi Home Dev	Mqulwisa Sportfield certificate.5	957 060.34	2020/06/23	2020/06/30	YES
12169	Duzi Turf (pty) Ltd	Mqulwisa Sportfield certificate.5	168 157.60	2020/06/23	2020/06/30	YES
12170	Makize Plumbing	Renovation of Creighton Main Building certificate.2	97 185.29	2020/06/23	2020/06/30	YES
12171	Donnybrook Spar	Platters for Mr Sabela Tshezi Memorial service	830.98	2020/02/13	2020/02/14	YES
12172	Magubane Plant & Contractors	Dumabazwe Sportfield certificate 6	1 034 045.10	2020/06/19	2020/06/30	YES
12173	Duzi Turf (pty) Ltd	Dumabazwe Sportfield certificate 6	168 965.48	2020/06/19	2020/06/30	YES
12174	Igoda Protect PTY Ltd	Electr of greater Bulwer, Nkumba, Stepmore certificate.3	811 471.05	2020/06/19	2020/06/30	YES
12175	Amavuyo Catering	Renovation of Creighton Main Building certificate.3	83 292.52	2020/06/23	2020/06/30	YES
12176	Creighton service station	Diesel for roller	5 096.04	2020/06/25	2020/06/30	YES
12177	Ntshengula Trading (P TY)LTD	Equipment for Agricultural Co-op at ward 9	29 982.39	2020/06/25	2020/06/30	YES
12178	Ikhonani Lethu	Emptying of Municipal septic tank at Creighton	22 400.00	2020/06/26	2020/06/30	YES
12179	B & B Transport	Khumalo Access road certificate.3	920 975.49	2020/06/24	2020/06/30	YES
12180	Masakhekulunge Project Managers	Consultant for Dumabazwe Sportfield certificate.6	71 520.54	2020/06/24	2020/06/30	YES
12182	Ayanda Mbanganga	Advert for Vacancies and erratum of Business licencing officer	4 537.12	2020/06/25	2020/06/30	YES
12183	HQM Trading	Covid 19 material for war romms sanitizers	29 850.00	2020/06/24	2020/06/30	YES
12186	Splenda JV Nkonweni	Electrification of greater Centocow/Hlabeni PH2 certificate6	25 992.47	2020/06/19	2020/06/30	YES
12187	Harry Gwala District	Water usage	86 465.73	2020/06/23	2020/06/30	YES
12188	IX Engineers	Mamponweni Access road certificate.2	65 758.12	2020/06/24	2020/06/30	YES
12189	IX Engineers	Lookout Access Road Certificate 1	63 429.37	2020/06/24	2020/06/30	YES
12190	IX Engineers	Khumalo Access road certificate.2	63 429.37	2020/06/24	2020/06/30	YES
12191	B & B Transport	Plant hire for ward 4 certificate.4	875 992.95	2020/06/24	2020/06/30	YES
12192	Magubane Plant & Contractors	Plant hire for ward 13	865 551.53	2020/06/22	2020/06/30	YES
12193	IX Engineers	Manoso Access road certificate.2	91 374.37	2020/06/24	2020/06/30	YES
12194	IX Engineers	Mshushwana road certificate.2	58 771.87	2020/06/24	2020/06/30	YES
12195	Ndluna Organization	Renovation of Mqulwisa certificate.2	62 335.20	2020/06/24	2020/06/30	YES
12196	Splenda Electrical	Electr of greater Ngwegwane, Khukhulela, Amakhuze, Mnqundekweni, Centocow certificate 6	629 796.15	2020/06/26	2020/06/30	YES
12197	Eskom: Free Basic Electricity	June statement	105 203.37	2020/06/15	2020/06/19	YES
12198	Eskom: 5441662813	Electricity June statement	2 020.54	2020/06/15	2020/06/19	YES
12199	Eskom Lot 3 Smith street	Electricity June statement	1 323.47	2020/06/15	2020/06/19	YES
12200	Eskom Bulwer taxi rank	Electricity June statement	2 602.67	2020/06/15	2020/06/19	YES
12201	Eskom Creighton Local Authority	Electricity June statement	3 686.38	2020/06/15	2020/06/19	YES
12202	Eskom: Eskom Old Post Office	Electricity June statement	1 464.73	2020/06/15	2020/06/19	YES
12203	Eskom: Eskom Health Committee Office	Electricity June statement	8 202.00	2020/06/15	2020/06/19	YES
12204	Eskom: Creighton Pound	Electricity June statement	3 724.47	2020/06/15	2020/06/19	YES
12205	Eskom 187 Mackenzie Street	Electricity June statement	4 304.90	2020/06/03	2020/06/05	YES
12206	Eskom Himeville animal pound	Electricity May statement	3 908.20	2020/06/03	2020/06/05	YES
12207	Eskom 187 Mackenzie Street	Electricity May statement	2 281.52	2020/06/03	2020/06/05	YES
12208	Eskom Himmville Post Office	Electricity May statement	7 394.24	2020/06/03	2020/06/05	YES
12209	Eskom 111 Streetlight Himeville	Electricity May statement	5 708.86	2020/06/03	2020/06/05	YES

0000082

LIST OF PAYMENTS MADE DURING JUNE						
PAYMENT NUMBER	SUPPLIER NAME	DESCRIPTION	AMOUNT	DATE OF INVOICE	PAYMENT DATE	COMPLIANCE
12210	Eskom 131 street light	Electricity May statement	6 323.52	2020/05/25	2020/05/29	YES
12211	Eskom: 5441862813	Electricity May statement	1 280.77	2020/05/21	2020/05/29	YES
12212	Eskom Creighton Streetlight	Electricity May statement	2 972.05	2020/05/21	2020/05/29	YES
12213	Eskom Public Toilets main street	Electricity May statement	135.83	2020/05/25	2020/05/29	YES
12214	Eskom Bulwer CSC	Electricity May statement	11 587.88	2020/05/18	2020/05/22	YES
12215	Eskom: 7235933938	Electricity May statement	2 259.27	2020/06/03	2020/06/05	YES
12216	Eskom Bulwer Art Centre	Electricity May statement	8 133.13	2020/05/25	2020/05/29	YES
12217	Bulwer Library & Hall: 5241271066	Electricity May statement	14 625.90	2020/05/25	2020/05/29	YES
12218	SARS	Payroll report for June	615 504.32	2020/06/25	2020/06/30	YES
12219	SARS - UIF	Interview travel allowance	57 849.28	2020/06/25	2020/06/30	YES
12220	Headman Mashotha	Interview travel allowance	11 776.90	2020/06/22	2020/06/30	YES
12221	Rhulani Mathini	Interview travel allowance	11 750.83	2020/06/22	2020/06/30	YES
12222	Snothi Mlungose	Interview travel allowance	2 379.10	2020/06/22	2020/06/30	YES
12223	Sibongiseni Eric Xaba	Interview travel allowance	1 633.00	2020/06/22	2020/06/30	YES
12224	Sizwe Njabulo Gwala	Interview travel allowance	1 388.97	2020/06/22	2020/06/30	YES
12225	Zamokuhle Matheniwa	Interview travel allowance	1 077.96	2020/06/22	2020/06/30	YES
12227	Eskom: 6521626228	Electricity June statement	25 798.05	2020/06/23	2020/06/26	YES
12228	Eskom Bulwer taxi rank	Electricity June statement	10 692.03	2020/06/23	2020/06/26	YES
12229	Eskom: 7235933938	Electricity June statement	2 323.12	2020/06/23	2020/06/26	YES
12230	Eskom 111 Streetlight Himeville	Electricity June statement	5 898.67	2020/06/23	2020/06/26	YES
12231	Eskom 131 street light	Electricity June statement	6 534.22	2020/06/23	2020/06/26	YES
12232	Eskom Bulwer CSC	Electricity June statement	14 534.14	2020/06/23	2020/06/26	YES
12233	Eskom Creighton Streetlight	Electricity June statement	2 611.31	2020/06/23	2020/06/26	YES
12234	Eskom Himeville Post Office	Electricity June statement	11 559.86	2020/06/23	2020/06/26	YES
12235	Eskom	Electricity June statement	135.83	2020/06/23	2020/06/26	YES
12236	Eskom 187 Mackenzie Street	Electricity June statement	3 347.36	2020/06/23	2020/06/26	YES
12237	Eskom Bulwer Art Centre	Electricity June statement	7 990.71	2020/06/23	2020/06/26	YES
12238	Eskom Himeville area	Electricity June statement	3 243.94	2020/06/23	2020/06/26	YES
12239	Eskom Himeville Pound	Electricity June statement	2 567.54	2020/06/23	2020/06/26	YES
12240	Eskom Municipal House	Electricity June statement	8 053.55	2020/06/23	2020/06/26	YES
12241	Bulwer Library & Hall: 5241271066	Electricity June statement	14 625.90	2020/06/23	2020/06/26	YES
12242	Eskom Lot 178 Himeville Travel Agency	Electricity June statement	8 497.44	2020/06/23	2020/06/26	YES
12243	Eskom Underberg taxi rank	Electricity June statement	5 039.40	2020/06/23	2020/06/26	YES
12244	Eskom Donybrook Kevelaer Mission	Electricity June statement	5 066.58	2020/06/23	2020/06/26	YES
12245	Luvhend (PTY) LTD	Covid 19 material for war rooms and 20litter paraquat 200 sl	31 479.00	2020/06/22	2020/06/26	YES
12246	Eskom Capital Building	Electricity May statement	17 164.00	2020/06/13	2020/06/15	YES
12247	Amahlethando (Pty) Ltd	Live Interview for 2020/2021 IDP and Budget by the Mayor	219 682.43	2020/05/22	2020/05/22	YES
12248	Smart Sec (Pty) Ltd	Municipal Manager and Corporate Manager Bodyguards	462 265.50	2020/06/09	2020/06/09	YES
12249	Smart Sec (Pty) Ltd	Security Service Fee for June and VIP Bodyguards for Mayor DM.MM	737 445.84	2020/06/09	2020/06/15	YES
11257	Cash	Access Payment for NIP 2337	606.44	2020/06/03	2020/06/03	YES
11259	Cash	PWBS Milk for Burning of Fire Brakes	2 000.00	2020/06/03	2020/06/03	YES
11260	Cash	Electricity for Donybrook PWBS Staff	1 000.00	2020/06/03	2020/06/03	YES
11261	Cash	Duplicate Logbooks for Municipal Vehicle NUD3092.5326.726.2217	2 750.00	2020/06/22	2020/06/22	YES
11263	Cash	and NIP1362	1 000.00	2020/07/03	2020/07/03	YES
		Electricity for Mallyavuza				
		TOTAL PAYMENTS	42 914 556.96			

Prepared by: 
 Signature: 

Reviewed by: 
 Signature: 

HIGHEST PAID CREDITORS FOR JUNE 2020

SUPPLIER	DESCRIPTION	AMOUNT
Magubane Plant & Contractors	Plant hire for ward 4,13,Mampondweni Access road cert.1,Dumabezwe SPF cert.7.6&Mshushwana Access road cert.2	4 917 680.15
Fynn's Construction	Plant hired for upgrading access road for ward 8 and 11	3 727 459.07
Majiki Construction and Plant	Creighton Library cert.5,6,Solokohlo Community hall cert.4,5,6,7 and Bhidla creche cert.3	3 609 655.61
Igoda Project PTY Ltd	Greater Underberg Phase2 Certificate 3, Greater Bhidla/Sizananjalo Phase2 Certificate4 and Greater Sandanezwe/Masamini Phase2 Certificate 4,Bulwer, Nkumba,stepmore,Nhlanhleni,Mjila,Nkwezela	3 394 844.22
B & B Transport	Plant hire for ward 12. lookout cert.3,4,Khumalo acc	2 911 232.19
Splenda Electrical	Greater Ngwagwane,Khukhulela,Amakhuze,Mqundekweni, centocow,Gqumeni,Khukhulela/Nomagaga,Bulwer, Nkumba&stepmore	2 595 846.13
Sipho-Glad Construction and Ge	Donnybrook Asphalt PH2 certificate.4,5,Underberg taxi rank cert.5&Bulwer Asphalt road cert.6	2 150 282.46
Siyajuluka JV Ukwazi Home Dev	Mqulelwa Sportfield certiicate.3,4 &5	2 083 979.38
Kerush's transport cc	Pannel of construction plant hire of water tankers and Dazela Access road certificate1	1 975 455.00
Lemalwa Trading	Masameni Sportfield certificate 7,8& 9	1 683 959.03
TOTAL PAYMENT		29 050 393.24

0000084

REPORT FOR CREDITORS PAID WITHINI 30 DAYS IN JUNE 2020

Number of Payments	COMPLIED	NOT COMPLIED	PERCENTAGE
243	243	0	100%

Prepared by: N. Florio
Signature: [Signature]

Review by: JT Hunt
Signature: [Signature]

MUNIC CODE	MAT ID	NAME	ADDRESS	RWH UNITS	CLAIMED NON VAT	CLAIMED VAT	CLAIM TOTAL
KZ436	4805210514087	ZONDI NOMATHEMBA MURIEL	EHLABENI BULWER KZN	50	58.705	8.8057	67.5107
KZ436	1301010101013	MATTIA PETELUS	Traditional	50	58.705	8.8057	67.5107
KZ436	7010100427089	SHEZI SINDISIWE	QULASHE UNDERBURG KZN	50	58.705	8.8057	67.5107
KZ436	6609160395085	LANGA BABONGILE SYLVIA	AMAKUZA UNDERBURG KZN	50	58.705	8.8057	67.5107
KZ436	7909100446082	NYOSI NOKUBONGA CLARICE	EHLABENI BULWER KZN	50	58.705	8.8057	67.5107
KZ436	6612290236088	ZONDI LINDENI	AMAKUZA UNDERBURG KZN	50	58.705	8.8057	67.5107
KZ436	2306100234086	DLAMINI NONANTOMBI	TRADITIONAL HOUSE	50	58.705	8.8057	67.5107
KZ436	3604040292084	IMAPHUMULO KULUMILE	EHLABENI BULWER KZN	50	58.705	8.8057	67.5107
KZ436	8909141575088	PHUNGUJA XOLISWA	EHLABENI BULWER KZN	50	58.705	8.8057	67.5107
KZ436	5206280495084	KHWELA DJUZILE	P O EMASAMENI IKOPO KZN	50	58.705	8.8057	67.5107
KZ436	5807140479083	KHUBONI NIINGI	EHLABENI BULWER KZN	50	58.705	8.8057	67.5107
KZ436	5412100683087	KHUBONE MALAFU	INKWAZELA BULWER KZN	50	58.705	8.8057	67.5107
KZ436	55039505453084	CHAGWE THULASIZWE GAGU	AMAKUZA UNDERBURG KZN	50	58.705	8.8057	67.5107
KZ436	6109050653081	INGUBANE SIBONGILE PATRICIA	AMAKUZA UNDERBURG KZN	50	58.705	8.8057	67.5107
KZ436	6211100961082	MBANUWA BAZIBILE TERRESA	EHLABENI BULWER KZN	50	58.705	8.8057	67.5107
KZ436	6607110816085	PHUNGUJA ADELAIDE	AMAKUZA UNDERBURG KZN	50	58.705	8.8057	67.5107
KZ436	6404190601086	ZUMA THOLWAPHI ASTERIA	EHLABENI BULWER KZN	50	58.705	8.8057	67.5107
KZ436	7801130791081	SHEZI KHALIPHILE	AMAKUZA UNDERBURG KZN	50	58.705	8.8057	67.5107
KZ436	8203206099082	DLAMINI LUNGISANI MLUNGISI	INKWAZELA UNDERBURG KZN	50	58.705	8.8057	67.5107
KZ436	8509296361084	ZUMA SIPHIWE	AMAKUZA UNDERBURG KZN	50	58.705	8.8057	67.5107
KZ436	6112200854088	MTOLO RUPHINAH	EHLABENI BULWER KZN	50	58.705	8.8057	67.5107
KZ436	4904160228085	SOKHELA SHONISILE	AMAKUZA UNDERBURG KZN	50	58.705	8.8057	67.5107
KZ436	6604220266087	CHULE JABULISILE	SOKHELA S1 IKOPO KZN OU	50	58.705	8.8057	67.5107
KZ436	520508020087	IMADIBA BONAKHELE	Brick House	50	58.705	8.8057	67.5107
KZ436	7303205707087	INKHIZE MICHAEL	SOKHELA S1 IKOPO KZN OU	50	58.705	8.8057	67.5107
KZ436	9501280597087	SHOZI LETHIWE ROSEMARY	Brick House	50	58.705	8.8057	67.5107
KZ436	9407230871087	INKHIZE THEMBELUHLE GCINAPHI	HLANGANANI S1 IKOPO KZN OU	50	58.705	8.8057	67.5107
KZ436	5907052705085	DUMA ANANTONIA FNSISILE	CORINTH S1 IKOPO KZN OU	50	58.705	8.8057	67.5107
KZ436	5306070959081	DUMAKUDE NONBUYISELA IRENE	SUN CITY BULWER PMB KZN	50	58.705	8.8057	67.5107
KZ436	8905010848085	IMAGDO NOKWANDA ANNACLETIA	CORINTH S1 IKOPO KZN OU	50	58.705	8.8057	67.5107
KZ436	8408091478086	SOSIBO THUTHUKILE PRISCILLA	CORINTH S1 IKOPO KZN OU	50	58.705	8.8057	67.5107
KZ436	5706115854082	MKHIZE VELAPHI MADESTUS	CORINTH S1 IKOPO KZN OU	50	58.705	8.8057	67.5107
KZ436	8912011008081	PHOSWA ZAMAGUGU	EHLABENI BULWER KZN	50	58.705	8.8057	67.5107
KZ436	5511100999089	KHUBONE BANCAMILE	EHLABENI BULWER KZN	50	58.705	8.8057	67.5107
KZ436	8040075726085	INDLOVU MATHEWU NKULILEKO	TRADITIONAL HOUSE	50	58.705	8.8057	67.5107
KZ436	7101060030083	IMAGWENYANA MILORED THEMBELIHLE	HLANGANANI S1 IKOPO KZN OU	50	58.705	8.8057	67.5107
KZ436	59072453550088	IMBAMBO MZIMBA SIKFRIED	HLANGANANI S1 IKOPO KZN OU	50	58.705	8.8057	67.5107
KZ436	8512271311082	INDLOVU NONDUMISO	EHLABENI BULWER KZN	50	58.705	8.8057	67.5107
KZ436	5711015272088	JILI BHEKONKAKHE	HLANGANANI S1 IKOPO KZN OU	50	58.705	8.8057	67.5107
KZ436	8712200231084	INGUBO ZETHU FLORENCE	HLANGANANI S1 IKOPO KZN OU	50	58.705	8.8057	67.5107
KZ436	7811150428087	SOSIBO CATHRINE NCAMSILE	SOKHELA S1 IKOPO KZN OU	50	58.705	8.8057	67.5107
KZ436	7401115936089	ZULU PHINEAS SREPHO	HLANGANANI S1 IKOPO KZN OU	50	58.705	8.8057	67.5107
KZ436	8408070827081	CHAGWE NONHLANHLA	HLANGANANI S1 IKOPO KZN OU	50	58.705	8.8057	67.5107
KZ436	8512230957082	XABA NOBUHLE EUNICE	AMAKUZA UNDERBURG KZN	50	58.705	8.8057	67.5107
KZ436	59072453550088	DLAMINI MZIMBA SIKFRIED	HLANGANANI S1 IKOPO KZN OU	50	58.705	8.8057	67.5107
KZ436	7101050727089	IMBAMBO ZANELE	EHLABENI BULWER KZN	50	58.705	8.8057	67.5107
KZ436	6506305339087	DLAMINI GLADMAN THEMBSANI	EHLABENI BULWER KZN	50	58.705	8.8057	67.5107
KZ436	5510285310085	SHOBA MFAHO	NOMANDLOVU DONNYBROOK IKOPO KZN	50	58.705	8.8057	67.5107
KZ436	6408160899084	DLAMINI BONISWE ERONICA	XOSHEYAKHE ENKELEBANTWANA PMB KZN	50	58.705	8.8057	67.5107
KZ436	6910285422087	NYINDE BHEKAMAKHIZE ALFRED	XOSHEYAKHE ENKELEBANTWANA PMB KZN	50	58.705	8.8057	67.5107
KZ436	7101050727089	IMBAMBO ZANELE	EHLABENI BULWER KZN	50	58.705	8.8057	67.5107
KZ436	7001016250087	NYINDE BONGANI MODESTUS	EHLABENI BULWER KZN	50	58.705	8.8057	67.5107
KZ436	4102190239087	GAZU DWYA	Traditional House	50	58.705	8.8057	67.5107
KZ436	6305240898087	MEMEZA ANNEMARIA	INKWAZELA BULWER KZN	50	58.705	8.8057	67.5107
KZ436	6207105273085	MITOLO NHLANHLA	TRADITIONAL HOUSE	50	58.705	8.8057	67.5107
KZ436	6708051085080	MBANUWA LUNGISILE GOODNESS	EHLABENI BULWER KZN	50	58.705	8.8057	67.5107
KZ436	5206250280086	PHUNGUJA THEMBSILE SIBUNTULU	AMAKUZA UNDERBURG KZN	50	58.705	8.8057	67.5107
KZ436	1301010101013	DLAMINI THOLAKHELE	HOUSE	50	58.705	8.8057	67.5107
KZ436	3706060352084	NTSHIZA THEMBA B	INKWAZELA	50	58.705	8.8057	67.5107
KZ436	6307100413080	MTHEMBU NTOMBIZODWA PATRICIA	HLANGANANI S1 IKOPO KZN OU	50	58.705	8.8057	67.5107
KZ436	8408120674087	INGLUNI SANSILE NONHLE	AMAKUZA UNDERBURG KZN	50	58.705	8.8057	67.5107
KZ436	4804080785083	PAKISI THANDEWE ANTONIA	HLANGANANI S1 IKOPO KZN OU	50	58.705	8.8057	67.5107
KZ436	6911090450083	INZIMANDE A B	NKUMBA	50	58.705	8.8057	67.5107
KZ436	5906280960084	INDLOVU EUNICE	SOKHELA S1 IKOPO KZN OU	50	58.705	8.8057	67.5107

MUNIC CODE	NAT ID	NAME	ADDRESS	KWH UNITS	CLAIMED NON VAT	CLAIMED VAT	CLAIM TOTAL
KZ436	52027075364089	ZINGODE BHEKZAKHO JOHANNES	EHLABENI BULWER KZN	50	58.705	8.8057	67.5107
KZ436	6002155377082	DUMA ZIPHATHELE	AMAKUZA UNDERBURG KZN	50	58.705	8.8057	67.5107
KZ436	3201030251087	MTHEMBU BAJABULILE GLADYS	AMAKUZA UNDERBURG KZN	50	58.705	8.8057	67.5107
KZ436	61110250486082	TSHAPHA HONEY SELLY	AMAKUZA UNDERBURG KZN	50	58.705	8.8057	67.5107
KZ436	5807101096082	SIBETHA JALISILE DORIS	AMAKUZA UNDERBURG KZN	50	58.705	8.8057	67.5107
KZ436	5407140751084	SITHOLE THOLAKELE THEODOORA	EHLABENI BULWER KZN	50	58.705	8.8057	67.5107
KZ436	3003280267080	MEMELA THEMBERILE SEPHRONIA	EHLABENI BULWER KZN	50	58.705	8.8057	67.5107
KZ436	4702285305089	IMACINGA MSONGELWA	EHLABENI BULWER KZN	50	58.705	8.8057	67.5107
KZ436	6508270584085	ZULU QINISILE	HLANGANANI	50	58.705	8.8057	67.5107
KZ436	7007105334088	NDLOVU BP	EHLABENI BULWER KZN	50	58.705	8.8057	67.5107
KZ436	7311280401088	TSHAPA NONTOKOZO	EHLABENI BULWER KZN	50	58.705	8.8057	67.5107
KZ436	4704155632089	MOZOLE DINGINDAWO	EHLABENI BULWER KZN	50	58.705	8.8057	67.5107
KZ436	5502115597080	MINIKATHI LUCKY DOMINIC	STEPMORE	100	117.41	17.6115	135.0215
KZ436	5312305357083	NIJLO MIBONISWANA	JUNCTION ELECTRIFICATION S1 SOKHELA UNDERBERG KZN OU	50	58.705	8.8057	67.5107
KZ436	4903195597084	CELE MFANJIKILE SAMUEL	JUNCTION ELECTRIFICATION S1 IKOPO KZN OU	50	58.705	8.8057	67.5107
KZ436	830830872089	BREKWA CONSTANCE NTOMBIFUTHI	HLANGANANI S1 IKOPO KZN OU	50	58.705	8.8057	67.5107
KZ436	590230758087	MHYA ZANELE MILDRED	HLANGANANI	50	58.705	8.8057	67.5107
KZ436	1301010101013	MTHEMBU JM	STEPMORE S1 UNDERBERG KZN	50	117.41	17.6115	135.0215
KZ436	5611185737086	MOSEYA GORDON	JUNCTION ELECTRIFICATION S1 SOKHELA UNDERBERG KZN OU	50	58.705	8.8057	67.5107
KZ436	6206110608095	INCUBE NONHLANHLA	Brick house	50	58.705	8.8057	67.5107
KZ436	4901305621083	SIWELA QOSHENI	Traditional	50	58.705	8.8057	67.5107
KZ436	5403100842088	NGCOBO NOMALIZO		50	58.705	8.8057	67.5107
KZ436	76122451026082	HIOPHE ZANDILE		50	58.705	8.8057	67.5107
KZ436	4912225216086	MEMELA MPHUCUKA	NKWEZELA S1 UNDERBERG KZN	50	58.705	8.8057	67.5107
KZ436	4901175317085	DLAMINI MUZIKAYISE RICHARD	JUNCTION ELECTRIFICATION S1 SOKHELA UNDERBERG KZN OU	50	58.705	8.8057	67.5107
KZ436	5004100355087	NDIHALANE BUYISILE ELIZABETH	EHLABENI BULWER KZN	50	58.705	8.8057	67.5107
KZ436	4506300419084	KHUBONI INCANE ANNA	EHLABENI BULWER KZN	50	58.705	8.8057	67.5107
KZ436	7112120353087	MTHEMBU SYLVIA THEMBANI	EHLABENI BULWER KZN	50	58.705	8.8057	67.5107
KZ436	3611260223089	KHWELA MANTOMBI	EHLABENI BULWER KZN	50	58.705	8.8057	67.5107
KZ436	4707160939087	DLAMINI BACHITHILE FRORA	EHLABENI BULWER KZN	50	58.705	8.8057	67.5107
KZ436	9104300690089	ZONDI LONDWE	QULASHE UNDERBURG KZN	50	58.705	8.8057	67.5107
KZ436	5708255304084	PHUNGULA DLUMISANI	KILUMUN S1 UNDERBERG KZN OU	50	58.705	8.8057	67.5107
KZ436	7712025862088	IKXELE PHILANI	NKUMBA	50	58.705	8.8057	67.5107
KZ436	5201080202086	IMBANUWA ZANDILE	KILUMUN S1 UNDERBERG KZN OU	50	58.705	8.8057	67.5107
KZ436	4705166527083	PHUNGULA MKHIPHENI	JUNCTION ELECTRIFICATION S1 SOKHELA UNDERBERG KZN OU	50	58.705	8.8057	67.5107
KZ436	1301010101013	RADEBE RM	HLANGANANI	50	58.705	8.8057	67.5107
KZ436	70023010810082	SABELA THENIWE	KILUMUN S1 UNDERBERG KZN OU	50	58.705	8.8057	67.5107
KZ436	75071010962080	SABELA MBIRIAM	KILUMUN S1 UNDERBERG KZN OU	50	58.705	8.8057	67.5107
KZ436	7305041307084	SABELA DUMALILE	HLANGANANI	50	58.705	8.8057	67.5107
KZ436	47061804931080	KUMENE LINGANI MILDRED	KILUMUN S1 UNDERBERG KZN OU	50	58.705	8.8057	67.5107
KZ436	7502090633080	IMYA NOKUTHULA PRETTY	KILUMUN S1 UNDERBERG KZN OU	50	58.705	8.8057	67.5107
KZ436	4106065412083	LINDA SIPONONO	QULASHE UNDERBURG KZN	50	58.705	8.8057	67.5107
KZ436	9307090505082	MINGUNI NTOMBIZONKE	EHLABENI BULWER KZN	50	58.705	8.8057	67.5107
KZ436	3312292350080	NYIDE NONINA	NKUMBA	50	58.705	8.8057	67.5107
KZ436	9403173568087	NZIMANDE LUYANDA	EHLABENI BULWER KZN	50	58.705	8.8057	67.5107
KZ436	7805015935088	IMBAMBO ENNOCK	EHLABENI BULWER KZN	50	58.705	8.8057	67.5107
KZ436	7909276127086	SHEZI BHEKOKWAKHE	QULASHE UNDERBURG KZN	50	58.705	8.8057	67.5107
KZ436	5609120474088	KHOZA ZIBUYILE SYLVASIA	EHLABENI BULWER KZN	50	58.705	8.8057	67.5107
KZ436	6812240300089	DLAMINI DESDERIA	EHLABENI BULWER KZN	50	58.705	8.8057	67.5107
KZ436	1301010101013	INAPHANGA ZAKHELE	ENKELABANTWANA	50	58.705	8.8057	67.5107
KZ436	4107010268083	JAVIA ZENZELE	EHLABENI BULWER KZN	50	58.705	8.8057	67.5107
KZ436	4906230267084	INSOMI MEMEZILE ANIATORIA	Traditional House	50	58.705	8.8057	67.5107
KZ436	4605260373083	NZIMANDE HLAZIKAHLE	EHLABENI BULWER KZN	50	58.705	8.8057	67.5107
KZ436	5104065620085	SOSIRO MQANIELWA GYARASHI	EHLABENI BULWER KZN	50	58.705	8.8057	67.5107
KZ436	7505020684081	DUMA IREN DUZZULE	ENKELABANTWANA	50	58.705	8.8057	67.5107
KZ436	1301010101013	MTHEMBU CG	HLANGANANI	50	58.705	8.8057	67.5107
KZ436	6504140515086	NCAMA JABU	TRADITIONAL HOUSE	50	58.705	8.8057	67.5107
KZ436	4307210286089	MTOLO KHUMBULENI M	NKWEZELA	50	58.705	8.8057	67.5107
KZ436	6011115449085	MTOLO WAFIKA	QULASHE UNDERBURG KZN	50	58.705	8.8057	67.5107
KZ436	7003130855080	NGCOBO NTOMBIFUTHI	BULWER UNDERBURG PMB KZN	50	58.705	8.8057	67.5107
KZ436	1301010101013	MTOLO O	HOUSE	50	58.705	8.8057	67.5107
KZ436	3002120408086	DLAMINI MARIA	JUNCTION ELECTRIFICATION S1 SOKHELA UNDERBERG KZN OU	50	58.705	8.8057	67.5107
KZ436	7911250323087	NZIMANDE ZHILOBILE	HLANGANANI S1 CREIGHTON IKOPO CNC KZN OU	50	58.705	8.8057	67.5107
KZ436	5302265314083	MTOLO MBANANI	HLANGANANI S1 CREIGHTON IKOPO CNC KZN OU	50	58.705	8.8057	67.5107

MUNIC_CODE	NAT_ID	NAME	ADDRESS	KWH UNITS	CLAIMED NON VAT	CLAIMED VAT	CLAIM TOTAL
KZ436	7002250539086	MBANUWA ZITHOBOHE	HLANGANANI 3 CREIGHTON IKOPO CNC KZN OU	50	58.705	8.8057	67.5107
KZ436	7911260938080	DLAMINI SINDISWA	HLANGANANI 3 CREIGHTON IKOPO CNC KZN OU	50	58.705	8.8057	67.5107
KZ436	4505050205086	NZIMANDE NOMUZOLO	HLANGANANI 3 CREIGHTON IKOPO CNC KZN OU	50	58.705	8.8057	67.5107
KZ436	7209085977080	KHOBOONE SIFISO	HLANGANANI 3 CREIGHTON IKOPO CNC KZN OU	50	58.705	8.8057	67.5107
KZ436	8403260555089	JILI VUYISILE	HLANGANANI 3 CREIGHTON IKOPO CNC KZN OU	50	58.705	8.8057	67.5107
KZ436	53103140722081	MBANUWA SEBENZANI WINNIEFRIEDA	HLANGANANI 3 CREIGHTON IKOPO CNC KZN OU	50	58.705	8.8057	67.5107
KZ436	6008080662080	MBANUWA DUMILE ALVINA	HLANGANANI 3 CREIGHTON IKOPO CNC KZN OU	50	58.705	8.8057	67.5107
KZ436	5209113395081	DLAMINI MFUNDISI KAIZER	HLANGANANI 3 CREIGHTON IKOPO CNC KZN OU	50	58.705	8.8057	67.5107
KZ436	5504120781089	LANGA LUNGELENI	HLANGANANI 3 CREIGHTON IKOPO CNC KZN OU	50	58.705	8.8057	67.5107
KZ436	6007080573081	SHELEMBE MAKHOSAZANA	HLANGANANI 3 CREIGHTON IKOPO CNC KZN OU	50	58.705	8.8057	67.5107
KZ436	7907170429084	SOSIBO SIZAKALE BONIFACIA	HLANGANANI 3 CREIGHTON IKOPO CNC KZN OU	50	58.705	8.8057	67.5107
KZ436	74072110801089	LANGA CYNTHIA	HLANGANANI 3 CREIGHTON IKOPO CNC KZN OU	50	58.705	8.8057	67.5107
KZ436	7009220414084	LANGA THANDIWE ALBERTINA	HLANGANANI 3 CREIGHTON IKOPO CNC KZN OU	50	58.705	8.8057	67.5107
KZ436	5710210490083	MBANUWA CATHERINA	HLANGANANI 3 CREIGHTON IKOPO CNC KZN OU	50	58.705	8.8057	67.5107
KZ436	7712200508086	MTHEMBU ANDILE	HLANGANANI 3 CREIGHTON IKOPO CNC KZN OU	50	58.705	8.8057	67.5107
KZ436	8001200139082	DLAMINI KHANYILE	HLANGANANI 3 CREIGHTON IKOPO CNC KZN OU	50	58.705	8.8057	67.5107
KZ436	5205030924088	MBANUWA BHULABHULA	HLANGANANI 3 CREIGHTON IKOPO CNC KZN OU	50	58.705	8.8057	67.5107
KZ436	5205030924088	MNYA BUSISIWE	HLANGANANI 3 CREIGHTON IKOPO CNC KZN OU	50	58.705	8.8057	67.5107
KZ436	2611135113084	NDIMBOVU SANKENTSHANE	MOATSHENI UNDERBURG KZN	50	58.705	8.8057	67.5107
KZ436	8001121007082	ZONDO THEMBSILE	TRADITIONAL HOUSE	50	58.705	8.8057	67.5107
KZ436	7904020505083	MADWA NOKWANDA RITTA	NIKUMBA S1 BULWER UNDERBERG	50	58.705	8.8057	67.5107
KZ436	6801120879080	SENGU PHUMELELE	MOATSHENI UNDERBURG KZN	50	58.705	8.8057	67.5107
KZ436	5711200935085	DLAMINI G	NIKUMBA	50	58.705	8.8057	67.5107
KZ436	6002125826081	MKHIZE HYPOLITUS	BRICK HOUSE	50	58.705	8.8057	67.5107
KZ436	3102120215083	MDUNGE NO	HLANGANANI	50	58.705	8.8057	67.5107
KZ436	7309060560081	DLAMINI LAMULULE CAESENTIA	HLANGANANI	50	58.705	8.8057	67.5107
KZ436	4901165217080	MAKHANYA SIMON	TRADITIONAL HOUSE	50	58.705	8.8057	67.5107
KZ436	8905281170086	KOLO PHINDILE MAUREEN	AMARHUZA S1 UNDERBERG KZN	50	58.705	8.8057	67.5107
KZ436	3901040293082	LUSWAZI NTOMBI	MOATSHENI UNDERBURG KZN	50	58.705	8.8057	67.5107
KZ436	6902015784086	GAMWED ERNEST	TRADITIONAL HOUSE	50	58.705	8.8057	67.5107
KZ436	5805280386084	NGCOBO PHILDA	MOATSHENI UNDERBURG KZN	50	58.705	8.8057	67.5107
KZ436	5006026232085	ZITHA MAKHAYE	TRADITIONAL HOUSE	50	58.705	8.8057	67.5107
KZ436	1301010101013	ZONDI FIKILE	HOUSE	50	58.705	8.8057	67.5107
KZ436	4008100387082	BEKWA NOMAHELA	TRADITIONAL HOUSE	50	58.705	8.8057	67.5107
KZ436	5108060220080	SOSIBO CASLINA	PEVENSY	50	58.705	8.8057	67.5107
KZ436	6301260288085	CELE THULISILE EUGINIA	TRADITIONAL HOUSE	50	58.705	8.8057	67.5107
KZ436	6904280397081	RELE THEMBILE MAUREEN	IKELABANTHAMA BULWER KZN	50	58.705	8.8057	67.5107
KZ436	5707050320086	ZULU DANQENGILE CREMENTINA	TRADITIONAL HOUSE	50	58.705	8.8057	67.5107
KZ436	7110280594086	ZULU CLEMENCIA	TRADITIONAL HOUSE	50	58.705	8.8057	67.5107
KZ436	5205210567087	NZIMANDE THOKOZILE	HLABENI BULWER KZN	50	58.705	8.8057	67.5107
KZ436	1301010101013	DUMA KHETHIVE	HOUSE	50	58.705	8.8057	67.5107
KZ436	6111110682084	SIKHAKHANE MBONGISENI	TRADITIONAL HOUSE	50	58.705	8.8057	67.5107
KZ436	5004100548087	MKGKADI NOKUTHULA	TRADITIONAL HOUSE	50	58.705	8.8057	67.5107
KZ436	7007130911085	SOSIBO BANOTHILE ELINAH	TRADITIONAL HOUSE	50	58.705	8.8057	67.5107
KZ436	7408270637083	DLAMINI NOMZAMO	BULWER UNDERBURG PMB KZN	50	58.705	8.8057	67.5107
KZ436	6612040673085	MKHIZE THUTHURANI	MOATSHENI UNDERBURG KZN	50	58.705	8.8057	67.5107
KZ436	6203030384089	MKHIZE BONGHWE	MOATSHENI UNDERBURG KZN	50	58.705	8.8057	67.5107
KZ436	6612250451081	ZONDI VUYISILE	MOATSHENI UNDERBURG KZN	50	58.705	8.8057	67.5107
KZ436	9412015675083	MTOLO LINDELANI	QUJASHE UNDERBURG KZN	50	58.705	8.8057	67.5107
KZ436	6404095242085	DLADLA SHLANGU ANTONY	WAMBENI AREA NEAR SITHOLE STORE DONNYBROOKE IKOPO KZN	50	58.705	8.8057	67.5107
KZ436	46020405357083	NGUBANE ZITHULELE	TRADITIONAL HOUSE	50	58.705	8.8057	67.5107
KZ436	5708250810084	MKHIZE THEMBELHLE	QUJASHE UNDERBURG KZN	50	58.705	8.8057	67.5107
KZ436	6601180356080	MIVA NOMUSA CONSTANCE	HLANGANANI S1 IKOPO KZN OU	50	58.705	8.8057	67.5107
KZ436	9605310664088	NZIMANDE FISINE	HLANGANANI S1 IKOPO KZN OU	50	58.705	8.8057	67.5107
KZ436	7505235828085	SHOZI ZOLANI	HLANGANANI S1 IKOPO KZN OU	50	58.705	8.8057	67.5107
KZ436	6111015426082	SHEZI ZIBEKE	QUJASHE UNDERBURG KZN	50	58.705	8.8057	67.5107
KZ436	6504120966085	MAZEKA THANDIWE	MOATSHENI UNDERBURG KZN	50	58.705	8.8057	67.5107
KZ436	6001135441089	MBANUWA THULANI	MOATSHENI UNDERBURG KZN	50	58.705	8.8057	67.5107
KZ436	8307260624086	MDLADLA PROTASIA BONAKALE	NIKWEZELA BULWER KZN	50	58.705	8.8057	67.5107
KZ436	5605240241084	MNCWASE SIBONGILE	TRADITIONAL HOUSE	50	58.705	8.8057	67.5107
KZ436	7009150926081	MILITWA BEAUTY THOKOZILE	HLABENI UNDERBURG KZN	50	58.705	8.8057	67.5107
KZ436	7102030359084	MAKHAYE NAKENI CREMELIA	HLABENI UNDERBURG KZN	50	58.705	8.8057	67.5107
KZ436	8903076348082	MBATHA NKANYISO ARTWELL	HLABENI UNDERBURG KZN	50	58.705	8.8057	67.5107
KZ436	4301235270087	MYEDE ZAKANCANE	HLABENI UNDERBURG KZN	50	58.705	8.8057	67.5107

MUNICIPALITY CODE	MAT ID	NAME	ADDRESS	KWH UNITS	CLAIMED_NON_VAT	CLAIMED_VAT	CLAIM_TOTAL
KZ436	320105028084	NDLANGISA NOMUSA	Traditional House	50	58.705	8.8057	67.5107
KZ436	1301010101013	HLOPHE GLORIA	HOUSE	50	58.705	8.8057	67.5107
KZ436	5006090387082	MAYISELA ZABANGILE	QULASHE UNDERBURG KZN	50	58.705	8.8057	67.5107
KZ436	8506266405081	MGOSO KHOSIKHONA	EHLABENI BULLWER KZN	50	58.705	8.8057	67.5107
KZ436	6806090298088	NSIMBI THULILENI	EHLABENI BULLWER KZN	50	58.705	8.8057	67.5107
KZ436	7083130809087	ZONDI MAVIS QONDEKILE	AMAKUZA UNDERBURG KZN	50	58.705	8.8057	67.5107
KZ436	9008225464084	SHEZI STONEY MHLengi	EHLABENI BULLWER KZN	50	58.705	8.8057	67.5107
KZ436	7911010507086	ZACA KHONZENI	EHLABENI BULLWER KZN	50	58.705	8.8057	67.5107
KZ436	7104050347080	SOSIBO NONHLANHLA	AMAKUZA UNDERBURG KZN	50	58.705	8.8057	67.5107
KZ436	8209046418082	MSOMI NHLANHLA	AMAKUZA UNDERBURG KZN	50	58.705	8.8057	67.5107
KZ436	6402150450889	NSIMBI NONHLANHLA	EHLABENI BULLWER KZN	50	58.705	8.8057	67.5107
KZ436	4511130698080	ZUMA FLORA	EHLABENI BULLWER KZN	50	58.705	8.8057	67.5107
KZ436	8210121150087	NZIMANDE ZAMAGWABA	MKHROHLWA MACABAZINI BULLWER KZN	50	58.705	8.8057	67.5107
KZ436	7209130687080	MTOLO NONDUMISO AGNES	AMAKUZA UNDERBURG KZN	50	58.705	8.8057	67.5107
KZ436	5003045265088	SOSIBO MANKOLO BERNARD	Brick House	50	58.705	8.8057	67.5107
KZ436	5402210268088	XABA NTOMBYOMHLABA	EHLABENI BULLWER KZN	50	58.705	8.8057	67.5107
KZ436	5004085240877	MBANINWA ZITHULELE	EHLABENI BULLWER KZN	50	58.705	8.8057	67.5107
KZ436	8210121150087	NZIMANDE ZAMAGWABA	MKHROHLWA MACABAZINI BULLWER KZN	50	58.705	8.8057	67.5107
KZ436	1301010101013	HLATSHWAYO C	TRADITIONAL HOUSE	50	58.705	8.8057	67.5107
KZ436	8303120875083	MDLADLA NOSIPHO CYWITTHIA	EHLABENI BULLWER KZN	50	58.705	8.8057	67.5107
KZ436	7201081205088	MTOLO PHUMILE	EHLABENI BULLWER KZN	50	58.705	8.8057	67.5107
KZ436	2004085142081	GUMEDE MTHIDIANE	Traditional House	50	58.705	8.8057	67.5107
KZ436	600325270089	IMNGUNI SAZIZO BERNARD	AMAKUZA UNDERBURG KZN	50	58.705	8.8057	67.5107
KZ436	5310075356087	MKHWANAZI MFAZISWA	EHLABENI BULLWER KZN	50	58.705	8.8057	67.5107
KZ436	3701011911088	PHOSWA NTOMBO	EHLABENI BULLWER KZN	50	58.705	8.8057	67.5107
KZ436	4001120390087	MAKHEZE NTOMBAZA	MKHROHLWA MACABAZINI BULLWER KZN	50	58.705	8.8057	67.5107
KZ436	6502050331080	DLAMINI KHALAZA	QULASHE UNDERBURG KZN	50	58.705	8.8057	67.5107
KZ436	3811300213086	DLAMINI CHRISTINA	TRADITIONAL HOUSE	50	58.705	8.8057	67.5107
KZ436	6910125505085	IMNGUNI LINDOKUHLE PRINCE	AMAKUZA UNDERBURG KZN	50	58.705	8.8057	67.5107
KZ436	6003270444084	MTAKA DUMAZILE ELIZABETH	AMAKUZA UNDERBURG KZN	50	58.705	8.8057	67.5107
KZ436	6807220907085	SHEZI ANNASTASIA NCAMISILE	INKWEZELA	50	58.705	8.8057	67.5107
KZ436	1301010101013	DLADI A.C	HOUSE	50	58.705	8.8057	67.5107
KZ436	4801200222088	DLAMINI NTENGE	AMAKUZA UNDERBURG KZN	50	58.705	8.8057	67.5107
KZ436	7405140971088	ZACA NORA	BULLWER UNDERBURG PMB KZN	50	58.705	8.8057	67.5107
KZ436	5909031013086	MAJOZI BUSISIWE	BULLWER UNDERBURG KZN	50	58.705	8.8057	67.5107
KZ436	7412160671087	ZULU GRACE NOKWANDA	Traditional house	50	58.705	8.8057	67.5107
KZ436	6209080569084	MBANINWA ELIZABETH	TRADITIONAL HOUSE	50	58.705	8.8057	67.5107
KZ436	6811170709087	MDLADLA EJUNICE	EHLABENI BULLWER KZN	50	58.705	8.8057	67.5107
KZ436	5007150424083	JANJA BAGGINILE	EHLABENI BULLWER KZN	50	58.705	8.8057	67.5107
KZ436	6906240620080	DLAMINIZANELE MILDRED	AMAKUZA UNDERBURG KZN	50	58.705	8.8057	67.5107
KZ436	6810060685089	DLAMINI LELEZILE	EHLABENI BULLWER KZN	50	58.705	8.8057	67.5107
KZ436	6403210692083	DLAMINI ELIANORA	AMAKUZA UNDERBURG KZN	50	58.705	8.8057	67.5107
KZ436	7609150965089	NDILOVU BONISWIWE	EHLABENI BULLWER KZN	50	58.705	8.8057	67.5107
KZ436	4102205461080	DLAMINI GCINUMUZI	MHLANGENI	50	58.705	8.8057	67.5107
KZ436	2711120226089	KHANYILE MALORI	EHLABENI BULLWER KZN	50	58.705	8.8057	67.5107
KZ436	7812250558088	MBANINWA THEMBEKA CHRISTINA	AMAKUZA UNDERBURG KZN	50	58.705	8.8057	67.5107
KZ436	421190254083	MTOLO NGENZENI	EHLABENI BULLWER KZN	50	58.705	8.8057	67.5107
KZ436	2202155094089	CEKWANE MFAENZENI	QULASHE UNDERBURG KZN	50	58.705	8.8057	67.5107
KZ436	7501215976085	NGCOBO MAGERUGENU	MQATSHENI UNDERBURG KZN	50	58.705	8.8057	67.5107
KZ436	6904250822087	MTOLO KHEITHENI	MQATSHENI UNDERBURG KZN	50	58.705	8.8057	67.5107
KZ436	5102195375083	KHUBONE MANININI	TRADITIONAL HOUSE	50	58.705	8.8057	67.5107
KZ436	5601250569084	MVA BUSISIWE	EHLABENI BULLWER KZN	50	58.705	8.8057	67.5107
KZ436	6009250243081	SOSIBO ALBERTINA NOMTHAMDAZO	AMAKUZA UNDERBURG KZN	50	58.705	8.8057	67.5107
KZ436	6207180679081	MSOMI MENSILE	EHLABENI BULLWER KZN	50	58.705	8.8057	67.5107
KZ436	6210195707087	MADLALA JEFFERY	MQATSHENI UNDERBURG KZN	50	58.705	8.8057	67.5107
KZ436	8705086092088	INTSHAPHA SHOKWAKHE	AMAKUZA UNDERBURG KZN	50	58.705	8.8057	67.5107
KZ436	8008100326086	ZONDI IGNATIA	EHLABENI BULLWER KZN	50	58.705	8.8057	67.5107
KZ436	6604200735085	NZIMANDE DELIWE	QULASHE UNDERBURG KZN	50	58.705	8.8057	67.5107
KZ436	8002135473088	KHANYILE ZANOKOLO E	EHLABENI UNDERBURG KZN	50	58.705	8.8057	67.5107
KZ436	6312025324081	INALA MCOYI F	PHLABENI UNDERBERG KZN	50	58.705	8.8057	67.5107
KZ436	8706281950084	ZUMA MAETU	QULASHE UNDERBURG KZN	50	58.705	8.8057	67.5107
KZ436	4509020305088	MAKHANYA NCANYANA	TRADITIONAL HOUSE	50	58.705	8.8057	67.5107
KZ436	9407100801084	DLAMINI ZETHU	HLABENI UNDERBERG KZN	50	58.705	8.8057	67.5107

MUNIC CODE	NAT ID	NAME	ADDRESS	KWH UNITS	CLAIMED NON VAT	CLAIMED VAT	CLAIM TOTAL
KZ436	7601140592080	NALA BANCAMILE W	HLABENI UNDERBERG KZN	50	58.705	8.8057	67.5107
KZ436	8502201090088	KHWELE HLENGAME VENANCIA	HLABENI UNDERBERG KZN	50	58.705	8.8057	67.5107
KZ436	6504070291088	GUMEDE SHINGELE VERONICA	HLABENI UNDERBERG KZN	50	58.705	8.8057	67.5107
KZ436	5504020401080	DLAMINI JAHENI EDITH	HLABENI UNDERBERG KZN	50	58.705	8.8057	67.5107
KZ436	4006272927086	ZONDI BENI	MOATSHENI UNDERBURG KZN	50	58.705	8.8057	67.5107
KZ436	74012115848089	MTHEMBU MLONGI	TRADITIONAL HOUSE	50	58.705	8.8057	67.5107
KZ436	8303240918086	PHUNGULA BALUNGILE ELSIE	AMAKUZA UNDERBURG KZN	50	58.705	8.8057	67.5107
KZ436	6306200735087	INTOLO NOMONA	AMAKUZA UNDERBURG KZN	50	58.705	8.8057	67.5107
KZ436	4705240435081	HLENGWA MARTULI	HLABENI BULWER KZN	50	58.705	8.8057	67.5107
KZ436	5807126033086	KHATSHANA BASHABAMA	TRADITIONAL HOUSE	50	58.705	8.8057	67.5107
KZ436	6312251630086	MCHUNU NOMAKHISIMUSI	TRADITIONAL HOUSE	50	58.705	8.8057	67.5107
KZ436	8611159583086	MKHIZE PATRICK SZAME	BULWER UNDERBURG PMB KZN	50	58.705	8.8057	67.5107
KZ436	5407100893082	MANGUNI MEDIRINA PHUMZILE	HLABENI UNDERBERG KZN	50	58.705	8.8057	67.5107
KZ436	4702260425084	IMADDUNA NOMPUKU	TRADITIONAL HOUSE	50	58.705	8.8057	67.5107
KZ436	7206075487088	DLAMINI ELLIAS	QUILASHE UNDERBURG KZN	50	58.705	8.8057	67.5107
KZ436	6906051203083	SHOBA IRENE MARTHA	AMAKUZA UNDERBURG KZN	50	58.705	8.8057	67.5107
KZ436	4710140193087	MBEJE BAVIKILE AGRNES	AMAKUZA UNDERBURG KZN	50	58.705	8.8057	67.5107
KZ436	4209040351085	DILINGWANA MANGENI	HLABENI BULWER KZN	50	58.705	8.8057	67.5107
KZ436	7103110564083	MAJOZI NTOMBINCANE	MOATSHENI UNDERBURG KZN	50	58.705	8.8057	67.5107
KZ436	5810250927081	MTHEMBU HLEKISILE	MOATSHENI UNDERBURG KZN	50	58.705	8.8057	67.5107
KZ436	2810160284089	IMBEJE DELIWE FLOHRAH	KILUMUN S1 UNDERBURG CNC KZN OU	50	58.705	8.8057	67.5107
KZ436	7806160213081	MUYA NOLWAZI	AMAKUZA UNDERBURG KZN	50	58.705	8.8057	67.5107
KZ436	7709040484080	NZIMANDE MAKHOSAZANA	MOATSHENI UNDERBURG KZN	50	58.705	8.8057	67.5107
KZ436	8906036011088	NZIMANDE SITHEMBISO	KILUMUN S1 UNDERBURG CNC KZN OU	50	58.705	8.8057	67.5107
KZ436	4201210202081	NGCIBO NCINZIWE	HLABENI BULWER KZN	50	58.705	8.8057	67.5107
KZ436	6301051135081	MKHIZE THUTHUKILE	HLABENI BULWER KZN	50	58.705	8.8057	67.5107
KZ436	8010110851087	MKIZE ROSEMARY	MOATSHENI UNDERBURG KZN	50	58.705	8.8057	67.5107
KZ436	8010110851087	MKIZE ROSEMARY	MOATSHENI UNDERBURG KZN	50	58.705	8.8057	67.5107
KZ436	6612265267084	MIBANIWA BONGINKOSI	MOATSHENI UNDERBURG KZN	50	58.705	8.8057	67.5107
KZ436	5205170761084	DLAMINI SEBENZILE	KILUMUN S1 UNDERBURG CNC KZN OU	50	58.705	8.8057	67.5107
KZ436	5704240782088	IMBANIWA DUDUZILE	HLABENI BULWER KZN	50	58.705	8.8057	67.5107
KZ436	6904060793087	MINGUNI NTOMBENHLE	KILUMUN S1 UNDERBURG CNC KZN OU	50	58.705	8.8057	67.5107
KZ436	4105085143082	MDLANGATHI NTUJIZEWE	KILUMUN S1 UNDERBURG CNC KZN OU	50	58.705	8.8057	67.5107
KZ436	5904085467080	GAMEDA VITALIS	HLABENI BULWER KZN	50	58.705	8.8057	67.5107
KZ436	5609130391082	SHEZI TULE	TRADITIONAL HOUSE	50	58.705	8.8057	67.5107
KZ436	7505170880086	SHEZI NTOMBIZONKE	KILUMUN S1 UNDERBURG CNC KZN OU	50	58.705	8.8057	67.5107
KZ436	3007210200087	MUYA THOLWAPHI	KILUMUN S1 UNDERBURG CNC KZN OU	50	58.705	8.8057	67.5107
KZ436	3912060087080	XABA BEATRICE	AMAKUZA UNDERBURG KZN	50	58.705	8.8057	67.5107
KZ436	1301010101013	KHUBONI B	TRADITIONAL HOUSE	50	58.705	8.8057	67.5107
KZ436	4501170473089	SABELA NOKWENZANI	KILUMUN S1 UNDERBURG CNC KZN OU	50	58.705	8.8057	67.5107
KZ436	7808010786084	MINCWABE NTOMBIRHONA	HLABENI BULWER KZN	50	58.705	8.8057	67.5107
KZ436	6008240440088	SABELA ZONDEKILE	KILUMUN S1 UNDERBURG CNC KZN OU	50	58.705	8.8057	67.5107
KZ436	3811300213086	DLAMINI CHRISTINA	HLABENI BULWER KZN	50	58.705	8.8057	67.5107
KZ436	6506080510084	SABELA KHUMBULENI	KILUMUN S1 UNDERBURG CNC KZN OU	50	58.705	8.8057	67.5107
KZ436	5604150789083	MIVYOSI NGENZENI GENEROSA	TRADITIONAL HOUSE	50	58.705	8.8057	67.5107
KZ436	6712180939084	KWASABELA BANJINILE	AMAKUZA UNDERBURG KZN	50	58.705	8.8057	67.5107
KZ436	7101060453080	DLAMINI BAPHINDILE	KILUMUN S1 UNDERBURG CNC KZN OU	50	58.705	8.8057	67.5107
KZ436	5403195695086	IMBATHA BONGANI	KILUMUN S1 UNDERBURG CNC KZN OU	50	58.705	8.8057	67.5107
KZ436	6805315345088	SINDANE MHLANGANYELWA	HLABENI BULWER KZN	50	58.705	8.8057	67.5107
KZ436	6904066841081	NSINDANE ZITHA	KILUMUN S1 UNDERBURG CNC KZN OU	50	58.705	8.8057	67.5107
KZ436	8503210857087	CHAOQWE AUDREW	KILUMUN S1 UNDERBURG CNC KZN OU	50	58.705	8.8057	67.5107
KZ436	8406166364084	DLAMINI DUMISANI E	MOATSHENI UNDERBURG KZN	50	58.705	8.8057	67.5107
KZ436	6908150695086	MKHIZE THEMBI	NKWAZELA	50	58.705	8.8057	67.5107
KZ436	4705020537080	KHENISA PHINDELENI EPHINA	QUILASHE UNDERBURG KZN	50	58.705	8.8057	67.5107
KZ436	6507100340080	NGUBANE THOLAKELE MINAH	SIZANENIANA KWABUTHO S1 UNDERBERG KZN OU	50	58.705	8.8057	67.5107
KZ436	4001150375081	KHENISA BALUNGILE EMMELDA	SIZANENIANA KWABUTHO S1 UNDERBERG KZN OU	50	58.705	8.8057	67.5107
KZ436	6408120522088	DLAMINI MARGARET ZANELE	SIZANENIANA KWABUTHO S1 UNDERBERG KZN OU	50	58.705	8.8057	67.5107
KZ436	5207080765088	KHENISA ZIBUYILE ANNATORIA	SIZANENIANA KWABUTHO S1 UNDERBERG KZN OU	50	58.705	8.8057	67.5107
KZ436	5509080825082	ZULU BAGCINCILE	TRADITIONAL HOUSE	50	58.705	8.8057	67.5107
KZ436	5708235628081	MSOMI ROMANUS	MOATSHENI UNDERBURG KZN	50	58.705	8.8057	67.5107
KZ436	1301010101013	NSIMBI V	HOUSE	50	58.705	8.8057	67.5107
KZ436	6708025503089	MUYARA BONGANI	MOATSHENI UNDERBURG KZN	50	58.705	8.8057	67.5107
KZ436	4601170480082	MUYA SEBENZANI	TRADITIONAL HOUSE	50	58.705	8.8057	67.5107
KZ436	3611160232089	ZACA SENSE	SIZANENIANA KWABUTHO S1 UNDERBERG KZN OU	50	58.705	8.8057	67.5107
KZ436	6106100759082	DLAMINI KHETHENI BEATRICE	SIZANENIANA KWABUTHO S1 UNDERBERG KZN OU	50	58.705	8.8057	67.5107

MUNIC CODE	NAT ID	NAME	ADDRESS	KWH UNITS	CLAIMED MON VAT	CLAIMED VAT	CLAIM TOTAL
KZ436	3605070281087	KHANISA BALABISE GIRLIE	SIZANENJANA KWABUTHO S1 UNDERBERG KZN OU	50	58.705	8.8057	67.5107
KZ436	6512055418089	KHENISA RICHARD MTHOKOZISI	SIZANENJANA KWABUTHO S1 UNDERBERG KZN OU	50	58.705	8.8057	67.5107
KZ436	6408115718081	INGUBANE MWINDLEWA	SIZANENJANA KWABUTHO S1 UNDERBERG KZN OU	50	58.705	8.8057	67.5107
KZ436	6712300350087	IMBANDIWA SINDISWHE BEAUTY	NKWEZELA	50	58.705	8.8057	67.5107
KZ436	5610145369089	CHIYA MDUDUZI	TRADITIONAL HOUSE	50	58.705	8.8057	67.5107
KZ436	7312220275086	MEMELA SYLVIA	TRADITIONAL HOUSE	50	58.705	8.8057	67.5107
KZ436	7202060677080	MBINGWA BOMAKELE	MOATSHENI UNDERBURG KZN	50	58.705	8.8057	67.5107
KZ436	6800800874084	MBONGWA DEJI	MOATSHENI UNDERBURG KZN	50	58.705	8.8057	67.5107
KZ436	5207060232085	BHENGU FISANI	TRADITIONAL HOUSE	50	58.705	8.8057	67.5107
KZ436	8010285366085	ZULU DERICK	TRADITIONAL HOUSE	50	58.705	8.8057	67.5107
KZ436	6209060803081	TENZA NOKUTHULA CATHERINE	SIZANENJANA KWABUTHO S1 UNDERBERG KZN OU	50	58.705	8.8057	67.5107
KZ436	8210115623081	HLONGWANE NHLANHLA	MOATSHENI UNDERBURG KZN	50	58.705	8.8057	67.5107
KZ436	7212115548080	TENZA VITALIS BHEKEKHAYA	SIZANENJANA KWABUTHO S1 UNDERBERG KZN OU	50	58.705	8.8057	67.5107
KZ436	3102255160086	INTOLO ZONDI	TRADITIONAL HOUSE	50	58.705	8.8057	67.5107
KZ436	4308110340086	MNYA QANA	TRADITIONAL HOUSE	50	58.705	8.8057	67.5107
KZ436	8401240932089	NDHLANGISA NOKWANDA PRAXEDIS	HLANGANANI	50	58.705	8.8057	67.5107
KZ436	6407105751086	DUMA SHAYITAZI THOMSON	SIZANENJANA KWABUTHO S1 UNDERBERG KZN OU	50	58.705	8.8057	67.5107
KZ436	65091510780081	DLAMINI NONKULULEKO	TRADITIONAL HOUSE	50	58.705	8.8057	67.5107
KZ436	4105135389083	MADIBE MSHIWA	MOATSHENI UNDERBURG KZN	50	58.705	8.8057	67.5107
KZ436	7301220391085	DLANGISA BONGEKILE BEAUTY	HLABENI BULWER KZN	50	58.705	8.8057	67.5107
KZ436	5308080767082	DLAMINI INTOMBITHINI	HLABENI BULWER KZN	50	58.705	8.8057	67.5107
KZ436	7805225728083	GAMBU MOSES SIZWE	HLABENI BULWER KZN	50	58.705	8.8057	67.5107
KZ436	3806030417080	DIMBA THEMBENI VICTORIA	HLABENI BULWER KZN	50	58.705	8.8057	67.5107
KZ436	5404130632083	MUYARA MANTSALI	SIZANENJANA KWABUTHO S1 UNDERBERG KZN OU	50	58.705	8.8057	67.5107
KZ436	8801191204083	NGCOBO INTOMBI PRECIOUS	Brick House	50	58.705	8.8057	67.5107
KZ436	5102155718082	NDLOVU MDIPHU MOFFAT	SIZANENJANA KWABUTHO S1 UNDERBERG KZN OU	50	58.705	8.8057	67.5107
KZ436	4305095480088	NDLOVU MTSHEKHEZI ANTON	SIZANENJANA KWABUTHO S1 UNDERBERG KZN OU	50	58.705	8.8057	67.5107
KZ436	6205260851083	NGCOBONI NONTUTHUZELO	TRADITIONAL HOUSE	50	58.705	8.8057	67.5107
KZ436	7405045420088	MAOLUNA VINCENT	TRADITIONAL HOUSE	50	58.705	8.8057	67.5107
KZ436	5212060817083	SITHOLE JANE THOKOZILE	TRADITIONAL HOUSE	50	58.705	8.8057	67.5107
KZ436	5301145475080	INKABANE MISHAKA	SINKONKONKO UNDERBERG KZN OU	50	58.705	8.8057	67.5107
KZ436	6808135859081	NDLOVU JOHNSON	TRADITIONAL HOUSE	50	58.705	8.8057	67.5107
KZ436	6406040396080	MBANUWA NOZAMANI MARIA	HLANGANANI	50	58.705	8.8057	67.5107
KZ436	4812035269088	MEMELA SHOMOZI GREYTLUS	SIZANENJANA KWABUTHO S1 UNDERBERG KZN OU	50	58.705	8.8057	67.5107
KZ436	7001095329083	MHLAKOAMA NHLANHLA	SIZANENJANA KWABUTHO S1 UNDERBERG KZN OU	50	58.705	8.8057	67.5107
KZ436	6811109270088	NDLOVU N	Brick House	50	58.705	8.8057	67.5107
KZ436	6605015751084	NDLOVU BHEKUMAZI CYPRIAN	SIZANENJANA KWABUTHO S1 UNDERBERG KZN OU	50	58.705	8.8057	67.5107
KZ436	5909215371086	NGCOBO SELBY THANDAZA	ENKELEBANTWANA UNDERBERG KZN OU	50	58.705	8.8057	67.5107
KZ436	5506175539080	ZONDO MANDLEMKOSI RICHARD	SIZANENJANA KWABUTHO S1 UNDERBERG KZN OU	50	58.705	8.8057	67.5107
KZ436	50062001196089	ZONDI BUSISWHE	GIQOQSO14 NONGQOQA BULWER KZN	50	58.705	8.8057	67.5107
KZ436	5911245755080	MNCWABE BONGANI MTHOKOZISI LAWRI	SIZANENJANA KWABUTHO S1 UNDERBERG KZN OU	50	58.705	8.8057	67.5107
KZ436	8609275717083	ZUMA THOKOZANE	UNDERBERG LOW COST HOUSING KZN OU	50	58.705	8.8057	67.5107
KZ436	6611060578083	MZIMANDE NNANTOMBI	TRADITIONAL HOUSE	50	58.705	8.8057	67.5107
KZ436	6099265694088	MAJOZI EVANGEL	MOATSHENI UNDERBURG KZN	50	58.705	8.8057	67.5107
KZ436	1301010101013	SHOZI SITTOH	Traditional house	50	58.705	8.8057	67.5107
KZ436	5506150724082	MTHALANE MATHOSHI	MOATSHENI UNDERBURG KZN	50	58.705	8.8057	67.5107
KZ436	6302265319081	KHATHI KUFARWEZWE MICHAEL	SIZANENJANA KWABUTHO S1 UNDERBERG KZN OU	50	58.705	8.8057	67.5107
KZ436	7607010944085	MAZIBUKO MIMIZA DOROTHY	SIZANENJANA KWABUTHO S1 UNDERBERG KZN OU	50	58.705	8.8057	67.5107
KZ436	5610150875087	DLUNGWANA ZANDILE MARIA	HLANGANANI 3 CREIGHTON IKOPO CNC KZN OU	50	58.705	8.8057	67.5107
KZ436	7112121082081	MADIBA NAKENI LUCRECIA	HLANGANANI 3 CREIGHTON IKOPO CNC KZN OU	50	58.705	8.8057	67.5107
KZ436	5506160250081	MZIMANDE LINDELEZI	SIZANENJANA KWABUTHO S1 UNDERBERG KZN OU	50	58.705	8.8057	67.5107
KZ436	5104135160088	MZIMANDE FRANCIS	HLANGANANI 3 CREIGHTON IKOPO CNC KZN OU	50	58.705	8.8057	67.5107
KZ436	7405010514085	INTOLO THOLAKELE	MOATSHENI UNDERBURG KZN	50	58.705	8.8057	67.5107
KZ436	5402090742084	DLUNGWANE TIBHI DESOLERIA	HLANGANANI 3 CREIGHTON IKOPO CNC KZN OU	50	58.705	8.8057	67.5107
KZ436	6310100334082	GAMEDE BHEKHEPHI	HLANGANANI 3 CREIGHTON IKOPO CNC KZN OU	50	58.705	8.8057	67.5107
KZ436	2910045135082	INDLELA SHILO	Traditional House	50	58.705	8.8057	67.5107
KZ436	8106235719086	DLUNGWANE COMRAD	STEPDMORE	100	117.41	17.6115	135.0215
KZ436	5211260293082	MZIMANDE NOMHLANHLA	HLANGANANI 3 CREIGHTON IKOPO CNC KZN OU	50	58.705	8.8057	67.5107
KZ436	8510102033081	DLAMINI MERCY	HLANGANANI 3 CREIGHTON IKOPO CNC KZN OU	50	58.705	8.8057	67.5107
KZ436	5201150410081	MBANIWA HENRY	HLANGANANI 3 CREIGHTON IKOPO CNC KZN OU	50	58.705	8.8057	67.5107
KZ436	4912220264081	NDLANGISA LINDWE	HLANGANANI 3 CREIGHTON IKOPO CNC KZN OU	50	58.705	8.8057	67.5107
KZ436	6807040552087	KUBONI NELISWHE ALEXIA	HLANGANANI 3 CREIGHTON IKOPO CNC KZN OU	50	58.705	8.8057	67.5107
KZ436	5409305694083	DLUNGWANA MBUZESI WILLIAM	HLANGANANI 3 CREIGHTON IKOPO CNC KZN OU	50	58.705	8.8057	67.5107

MUNIC CODE	MAT ID	NAME	ADDRESS2	KWH UNITS	CLAIMED_NON_VAT	CLAIMED_VAT	CLAIM TOTAL
KZ436	4501012506088	MADONDA YIMBELENI	SIZANENJANA KWABUTHO S1 UNDERBERG KZN OU	50	58.705	8.8057	67.5107
KZ436	6612250694089	INGCOBO DUDUZILE	Brick House	50	58.705	8.8057	67.5107
KZ436	8008235901084	IKHICHO BHEKAMAMBO DOUGLAS	SIZANENJANA KWABUTHO S1 UNDERBERG KZN OU	50	58.705	8.8057	67.5107
KZ436	601225685082	SOXHELA VINCENT BHEKITHEMBA	SIZANENJANA KWABUTHO S1 UNDERBERG KZN OU	50	58.705	8.8057	67.5107
KZ436	7901160737083	MAQUINA VEMANTIA SIMANGELE	HLANGANANI 3 CREIGHTON IKOPO CNC KZN OU	50	58.705	8.8057	67.5107
KZ436	9104261370080	MNCWAMBE SLETHIWE JENNET	HLANGANANI 3 CREIGHTON IKOPO CNC KZN OU	50	58.705	8.8057	67.5107
KZ436	89122181199082	INDALI THOKOZILE REOICE	HLANGANANI 3 CREIGHTON IKOPO CNC KZN OU	50	58.705	8.8057	67.5107
KZ436	4111360250081	IRADEBE HUPHKELE BADUMILE	SIZANENJANA KWABUTHO S1 UNDERBERG KZN OU	50	58.705	8.8057	67.5107
KZ436	4312025269080	MITOLO LANGALAKHE	QULASHE UNDERBURG KZN	50	58.705	8.8057	67.5107
KZ436	7506140951087	DLAMINI ELIZABETH INTOMBI	HLANGANANI 3 CREIGHTON IKOPO CNC KZN OU	50	58.705	8.8057	67.5107
KZ436	840424544081	DLAMINI SIBUSISO	HLANGANANI 3 CREIGHTON IKOPO CNC KZN OU	50	58.705	8.8057	67.5107
KZ436	91122193104082	INDABA KHULULIWE	HLANGANANI 3 CREIGHTON IKOPO CNC KZN OU	50	58.705	8.8057	67.5107
KZ436	8804201040807	ZULU NONSKELELO EUNICE	SIZANENJANA KWABUTHO S1 UNDERBERG KZN OU	50	58.705	8.8057	67.5107
KZ436	6609290510080	LANGA FISANI	HLANGANANI 3 CREIGHTON IKOPO CNC KZN OU	50	58.705	8.8057	67.5107
KZ436	7303295533088	MTHEMBU JARUJANI ERICK	HLANGANANI 3 CREIGHTON IKOPO CNC KZN OU	50	58.705	8.8057	67.5107
KZ436	3808015299087	DLUNGWANE SIGUJANA	HLANGANANI 3 CREIGHTON IKOPO CNC KZN OU	50	58.705	8.8057	67.5107
KZ436	4809265609081	SOSIBO BABY ALEX	HLANGANANI 3 CREIGHTON IKOPO CNC KZN OU	50	58.705	8.8057	67.5107
KZ436	7012225357084	MTHEMBU HORITUS SANELE	HLANGANANI 3 CREIGHTON IKOPO CNC KZN OU	50	58.705	8.8057	67.5107
KZ436	5801095292088	INGSIATI MZIBANI	TRADITIONAL HOUSE	50	58.705	8.8057	67.5107
KZ436	8806150553081	DLAMINI PRECIOSUS PHUMLELELO	P O EMASAMENI IKOPO KZN	50	58.705	8.8057	67.5107
KZ436	8606011487085	INGUNI NIOMBIZONKE	NKUMBA BULLWER UNDERBERG	50	58.705	8.8057	67.5107
KZ436	7611025628089	GAMEDU ZILINDE RAFAEL	HLANGANANI 3 CREIGHTON IKOPO CNC KZN OU	50	58.705	8.8057	67.5107
KZ436	7984220888081	ZONDI BENGAZI HOMISTAH	HLANGANANI 3 CREIGHTON IKOPO CNC KZN OU	50	58.705	8.8057	67.5107
KZ436	8701060737082	INZIMANDE FISIVE GRACIA	HLANGANANI 3 CREIGHTON IKOPO CNC KZN OU	50	58.705	8.8057	67.5107
KZ436	7711160408089	CELE SITHEMBELE C	HLANGANANI 3 CREIGHTON IKOPO CNC KZN OU	50	58.705	8.8057	67.5107
KZ436	6502190452085	MAKHAYE BENGAZI SYLVINAH	HLANGANANI 3 CREIGHTON IKOPO CNC KZN OU	50	58.705	8.8057	67.5107
KZ436	8801220761087	NDWALANE ZINHLE CYNTHIA	XOSHEYAKHE S1 UNDERBERG KZN OU	50	58.705	8.8057	67.5107
KZ436	7602150935084	GAMEDU KHETHIWE EUNICE	SIZANENJANA KWABUTHO S1 UNDERBERG KZN OU	50	58.705	8.8057	67.5107
KZ436	8505171274087	JANJA LETHIANI NDOMIULA	HLANGANANI 3 CREIGHTON IKOPO CNC KZN OU	50	58.705	8.8057	67.5107
KZ436	5403190696089	KHUBONE KHOLISILE	HLANGANANI 3 CREIGHTON IKOPO CNC KZN OU	50	58.705	8.8057	67.5107
KZ436	5307085426082	INGUBO MBOKODO	HLANGANANI 3 CREIGHTON IKOPO CNC KZN OU	50	58.705	8.8057	67.5107
KZ436	4010205436087	JANJA ALBERT	TARS VALLEY CREIGHTON KZN	50	58.705	8.8057	67.5107
KZ436	490215537081	MBANUWA MITINTHWA	UNDERBERG HILLS UNDERBERG KZN OU	50	58.705	8.8057	67.5107
KZ436	6006095690088	MBANUWA SOKESIBONE MIDODA	HLANGANANI 3 CREIGHTON IKOPO CNC KZN OU	50	58.705	8.8057	67.5107
KZ436	5206250492087	DLAMINI BAZIMI THOLAKELE	HLANGANANI 3 CREIGHTON IKOPO CNC KZN OU	50	58.705	8.8057	67.5107
KZ436	5001045252080	DLAMINI KUFAKWEZE	HLANGANANI 3 CREIGHTON IKOPO CNC KZN OU	50	58.705	8.8057	67.5107
KZ436	5807165862080	DLAMINI KHANYSANI BERNARD	HLANGANANI 3 CREIGHTON IKOPO CNC KZN OU	50	58.705	8.8057	67.5107
KZ436	5208200479081	SHANGELE HLUKILE FELAPHI	HLANGANANI 3 CREIGHTON IKOPO CNC KZN OU	50	58.705	8.8057	67.5107
KZ436	6211090833085	INDABA NOMSA ANNA	HLANGANANI 3 CREIGHTON IKOPO CNC KZN OU	50	58.705	8.8057	67.5107
KZ436	4711210486088	DLAMINI BUSISINWE DORIS	SIZANENJANA KWABUTHO S1 UNDERBERG KZN OU	50	58.705	8.8057	67.5107
KZ436	8709016209080	BENGU SIPHESIHLE COSMOS	HLANGANANI 3 CREIGHTON IKOPO CNC KZN OU	50	58.705	8.8057	67.5107
KZ436	5506010608082	MBANUWA BENZILENI THEMBENI	MQATSHENI UNDERBURG KZN	50	58.705	8.8057	67.5107
KZ436	8802131090087	MBANUWA ZUZINWE PRECIOSUS	HLANGANANI 3 CREIGHTON IKOPO CNC KZN OU	50	58.705	8.8057	67.5107
KZ436	5101011656082	MNCWAMBE ALLOSLIA VIRGINIA	HLANGANANI 3 CREIGHTON IKOPO CNC KZN OU	50	58.705	8.8057	67.5107
KZ436	8012252440083	DLAMINI SYLVIA KWENZKILE	MQATSHENI UNDERBURG KZN	50	58.705	8.8057	67.5107
KZ436	5808250299089	GCABA THOLAKELE	MQATSHENI UNDERBURG KZN	50	58.705	8.8057	67.5107
KZ436	5408270670086	MBANUWA PATRICIA VANACIA	HLANGANANI 3 CREIGHTON IKOPO CNC KZN OU	50	58.705	8.8057	67.5107
KZ436	6605080360085	MINGUNI NGENGENI FLORINA	HLANGANANI 3 CREIGHTON IKOPO CNC KZN OU	50	58.705	8.8057	67.5107
KZ436	6108175396089	MINKADI ZAZI	SHOP	50	58.705	8.8057	67.5107
KZ436	4903155318083	MTHEMBU MAITHETHI	HLANGANANI 3 CREIGHTON IKOPO CNC KZN OU	50	58.705	8.8057	67.5107
KZ436	7408061812081	TSHIZA BONISITHE	HLANGANANI 3 CREIGHTON IKOPO CNC KZN OU	50	58.705	8.8057	67.5107
KZ436	5605105372081	NZIMANDE BONGINKOSI	HLANGANANI 3 CREIGHTON IKOPO CNC KZN OU	50	58.705	8.8057	67.5107
KZ436	1301010310013	CELE J	HLANGANANI	50	58.705	8.8057	67.5107
KZ436	7904230531085	NZIMANDE XOLISHE	HLANGANANI 3 CREIGHTON IKOPO CNC KZN OU	50	58.705	8.8057	67.5107
KZ436	5508060290084	IGAZU MARIA	HLANGANANI 3 CREIGHTON IKOPO CNC KZN OU	50	58.705	8.8057	67.5107
KZ436	8711055645083	MAJOZI MONDLI	HLANGANANI 3 CREIGHTON IKOPO CNC KZN OU	50	58.705	8.8057	67.5107
KZ436	8704131230087	NZIMANDE ZIBUYILE	MQATSHENI UNDERBURG KZN	50	58.705	8.8057	67.5107
KZ436	6304090345083	SHEZI BUKANI	HLANGANANI 3 CREIGHTON IKOPO CNC KZN OU	50	58.705	8.8057	67.5107
KZ436	9502216530085	INGCOBO PHILANI REFUGE	Brick House	50	58.705	8.8057	67.5107
KZ436	8705200509082	SOSIBO ZIBUYILI	SIZANENJANA KWABUTHO S1 UNDERBERG KZN OU	50	58.705	8.8057	67.5107
KZ436	6304060609084	INOMYUKO MTHEMBU	HLANGANANI 3 CREIGHTON IKOPO CNC KZN OU	50	58.705	8.8057	67.5107
KZ436	4901075317086	INDABA MBUSENI PETROSE	SIZANENJANA KWABUTHO S1 UNDERBERG KZN OU	50	58.705	8.8057	67.5107

MUNIC CODE	NAT ID	NAME	ADDRESS	KWH UNITS	CLAIMED_NON_VAT	CLAIMED_VAT	CLAIM TOTAL
KZ436	671111029084	NDABA BAQOSHILE ANGELINE	SIZANENJANA KWABUTHO S1 UNDERBERG KZN OU	50	58.705	8.8057	67.5107
KZ436	5411160432088	BUYISWE DLAMINI	AMAKUZA KILUMU S1 UNDERBERG CNC KZN OU	50	58.705	8.8057	67.5107
KZ436	6205130458085	IBONGIWE JILI	AMAKUZA KILUMU S1 UNDERBERG CNC KZN OU	50	58.705	8.8057	67.5107
KZ436	4301150147088	IGQINU MAZEDALA	AMAKUZA KILUMU S1 UNDERBERG CNC KZN OU	50	58.705	8.8057	67.5107
KZ436	6102010651089	IKHOLISILE SHOBA	AMAKUZA KILUMU S1 UNDERBERG CNC KZN OU	50	58.705	8.8057	67.5107
KZ436	6411190385081	INGCOBO NOMASANI	MQATSHENI UNDERBURG KZN	50	58.705	8.8057	67.5107
KZ436	7812020960085	INTHEMBU NYOMBIKAYISE LEOCADIA	SIZANENJANA KWABUTHO S1 UNDERBERG KZN OU	50	58.705	8.8057	67.5107
KZ436	8207071360088	KHOBONE THOKOZANI PRUDENCE	HLANGANANI 3 CREIGHTON IKOPO CNC KZN OU	50	58.705	8.8057	67.5107
KZ436	900515100088	MINGUNI NOKUTHULA	HLANGANANI 3 CREIGHTON IKOPO CNC KZN OU	50	58.705	8.8057	67.5107
KZ436	7612280950085	DLAMINI NOMISTA DIDERILE	HLANGANANI 3 CREIGHTON IKOPO CNC KZN OU	50	58.705	8.8057	67.5107
KZ436	6309030933088	GERASHE NONDUMISO ZEPHRA	SIZANENJANA KWABUTHO S1 UNDERBERG KZN OU	50	58.705	8.8057	67.5107
KZ436	830707292083	DLAMINI SIMANGELE	HLANGANANI 3 CREIGHTON IKOPO CNC KZN OU	50	58.705	8.8057	67.5107
KZ436	5202055757089	KHUBANI SIPHO EUNUS	HLANGANANI 3 CREIGHTON IKOPO CNC KZN OU	50	58.705	8.8057	67.5107
KZ436	8111281600881	DLAMINI XOLISILE AGNES	HLANGANANI 3 CREIGHTON IKOPO CNC KZN OU	50	58.705	8.8057	67.5107
KZ436	8207271600882	ITOLO QONDEKILE	HLANGANANI 3 CREIGHTON IKOPO CNC KZN OU	50	58.705	8.8057	67.5107
KZ436	8706175309081	DLAMINI ZAMMALETHU	HLANGANANI 3 CREIGHTON IKOPO CNC KZN OU	50	58.705	8.8057	67.5107
KZ436	6906240494080	ZONDO THOLWENI FLORENCIA	SIZANENJANA KWABUTHO S1 UNDERBERG KZN OU	50	58.705	8.8057	67.5107
KZ436	6508190348082	MNCWABE BABONGILE SYLVIA	SIZANENJANA KWABUTHO S1 UNDERBERG KZN OU	50	58.705	8.8057	67.5107
KZ436	6105015358089	DLAMINI SIPHIVE	SIZANENJANA KWABUTHO S1 UNDERBERG KZN OU	50	58.705	8.8057	67.5107
KZ436	7308090522087	NZIMANDE ZITHOBILE	TRADITIONAL HOUSE	50	58.705	8.8057	67.5107
KZ436	2307080145086	IMBEHE TOPATRICIA	HLANGANANI 3 CREIGHTON IKOPO CNC KZN OU	50	58.705	8.8057	67.5107
KZ436	5009105458085	CHANGWA BHANI LAZAROS	HLANGANANI 3 CREIGHTON IKOPO CNC KZN OU	50	58.705	8.8057	67.5107
KZ436	6902145316080	NZIMANDE THEMBEHLIJE PETRUS	HLANGANANI 3 CREIGHTON IKOPO CNC KZN OU	50	58.705	8.8057	67.5107
KZ436	9302108031080	NZIMANDE NOSHILE ROSEMARY	HLANGANANI 3 CREIGHTON IKOPO CNC KZN OU	50	58.705	8.8057	67.5107
KZ436	7008160338089	MISIYA LINDIWE	TRADITIONAL HOUSE	50	58.705	8.8057	67.5107
KZ436	7211235527088	NZIMANDE BHEKA MOSES	HLANGANANI 3 CREIGHTON IKOPO CNC KZN OU	50	58.705	8.8057	67.5107
KZ436	8506091202083	IKHWELA BONGIWE	HLANGANANI 3 CREIGHTON IKOPO CNC KZN OU	50	58.705	8.8057	67.5107
KZ436	8712240742082	DLANGISA THENJWE	HLANGANANI 3 CREIGHTON IKOPO CNC KZN OU	50	58.705	8.8057	67.5107
KZ436	7909131351087	DLAMINI CONSTANCE	HLANGANANI 3 CREIGHTON IKOPO CNC KZN OU	50	58.705	8.8057	67.5107
KZ436	5804200287084	ZONDI SITEMBISO GRACE	HLANGANANI 3 CREIGHTON IKOPO CNC KZN OU	50	58.705	8.8057	67.5107
KZ436	6306100743088	KHUBONE FIKHELEPHI MILDRED	HLANGANANI 3 CREIGHTON IKOPO CNC KZN OU	50	58.705	8.8057	67.5107
KZ436	5306150439087	DLAMINI FNIMELLA	HLANGANANI 3 CREIGHTON IKOPO CNC KZN OU	50	58.705	8.8057	67.5107
KZ436	6508280446085	GAMEDDE MILDREDSI ZIMBILI	HLANGANANI 3 CREIGHTON IKOPO CNC KZN OU	50	58.705	8.8057	67.5107
KZ436	5110120580081	MAJOZI NOMBUSO	HLANGANANI 3 CREIGHTON IKOPO CNC KZN OU	50	58.705	8.8057	67.5107
KZ436	830706212081	DLAMINI ZAMELE	HLANGANANI 3 CREIGHTON IKOPO CNC KZN OU	50	58.705	8.8057	67.5107
KZ436	7505030420844	INKHIZE CABANGILE	HLANGANANI 3 CREIGHTON IKOPO CNC KZN OU	50	58.705	8.8057	67.5107
KZ436	4806070652082	NAKALIBI MAKATSO	SIZANENJANA KWABUTHO S1 UNDERBERG KZN OU	50	58.705	8.8057	67.5107
KZ436	7005140333081	KHUBONE ZANDILE	MQATSHENI UNDERBURG KZN	50	58.705	8.8057	67.5107
KZ436	6607280336088	MNCWABE THANDIWE OLIVIAH	HLANGANANI 3 CREIGHTON IKOPO CNC KZN OU	50	58.705	8.8057	67.5107
KZ436	4806070652082	LUSWAZI VERA	HLANGANANI 3 CREIGHTON IKOPO CNC KZN OU	50	58.705	8.8057	67.5107
KZ436	5808115412083	DLAMINI KHAYLANI	SIZANENJANA KWABUTHO S1 UNDERBERG KZN OU	50	58.705	8.8057	67.5107
KZ436	5901095659089	KUBONI MOSES MJULUKELWA	HLANGANANI 3 CREIGHTON IKOPO CNC KZN OU	50	58.705	8.8057	67.5107
KZ436	5308160436087	MTOLO NESI REMEGIA	HLANGANANI 3 CREIGHTON IKOPO CNC KZN OU	50	58.705	8.8057	67.5107
KZ436	1301010101013	DLADLA S	HLANGANANI S1 IKOPO KZN	50	58.705	8.8057	67.5107
KZ436	7608030988086	KHUBONE GLORIA BONGI	HOUSE	50	58.705	8.8057	67.5107
KZ436	7404070823080	KHUBONE BEATRICE	HLANGANANI 3 CREIGHTON IKOPO CNC KZN OU	50	58.705	8.8057	67.5107
KZ436	6612250226087	IMKHULISI ZILINDILE MARITHA	HLANGANANI 3 CREIGHTON IKOPO CNC KZN OU	50	58.705	8.8057	67.5107
KZ436	4512190201087	DLAMINI MAKHOSAZANA ANNATOLIA	SIZANENJANA KWABUTHO S1 UNDERBERG KZN OU	50	58.705	8.8057	67.5107
KZ436	7103280328084	MDLADLA BALUNGILE EDISTA	SIZANENJANA KWABUTHO S1 UNDERBERG KZN OU	50	58.705	8.8057	67.5107
KZ436	8407030566086	KHUBONE CHRISTINA YUYISILE	HLANGANANI S1 IKOPO KZN	50	58.705	8.8057	67.5107
KZ436	5611045134086	SCHALKWYK JOHN CORNELIUS	HLANGANANI 3 CREIGHTON IKOPO CNC KZN OU	50	58.705	8.8057	67.5107
KZ436	7301245294082	IMBANJWA ZWELIKHILE ROMANUS	HLANGANANI 3 CREIGHTON IKOPO CNC KZN OU	50	58.705	8.8057	67.5107
KZ436	6903260799085	BENGU DUMSANI	HLANGANANI 3 CREIGHTON IKOPO CNC KZN OU	50	58.705	8.8057	67.5107
KZ436	8308181085084	MAGOSO EUNIC	HLANGANANI 3 CREIGHTON IKOPO CNC KZN OU	50	58.705	8.8057	67.5107
KZ436	5010285180083	DLAMINI SIBONGO	HLANGANANI 3 CREIGHTON IKOPO CNC KZN OU	50	58.705	8.8057	67.5107
KZ436	8205106129080	BHENGU AJUMAYENZANU	HLANGANANI 3 CREIGHTON IKOPO CNC KZN OU	50	58.705	8.8057	67.5107
KZ436	671121046081	MEMELA BAZAMILE GLADYS	HLANGANANI 3 CREIGHTON IKOPO CNC KZN OU	50	58.705	8.8057	67.5107
KZ436	5407165385087	DLAMINI KHEHLA LINUS	SIZANENJANA KWABUTHO S1 UNDERBERG KZN OU	50	58.705	8.8057	67.5107
KZ436	7001175416087	DLAMINI MZUNGEZWA	HLANGANANI 3 CREIGHTON IKOPO CNC KZN OU	50	58.705	8.8057	67.5107
KZ436	5204295374089	DLAMINI FUNELINJANI	HLANGANANI 3 CREIGHTON IKOPO CNC KZN OU	50	58.705	8.8057	67.5107
KZ436	6002010390086	MNCWABE THULIZA NTOMBIKILE	SIZANENJANA KWABUTHO S1 UNDERBERG KZN OU	50	58.705	8.8057	67.5107
KZ436	3511180180088	DUMA SABENI	SIZANENJANA KWABUTHO S1 UNDERBERG KZN OU	50	58.705	8.8057	67.5107
KZ436	8102050956081	MNCWABE NOKULUNGA LUCRECIA	TRADITIONAL HOUSE	50	58.705	8.8057	67.5107
KZ436	6204115334080	ZAMANI XULU	SIZANENJANA KWABUTHO S1 UNDERBERG KZN OU	50	58.705	8.8057	67.5107
KZ436		ENKELEBANTWANA S1 BULWER UNDERBERG		50	58.705	8.8057	67.5107

MUNIC CODE	INAT ID	NAME	ADDRESS	KWH UNITS	CLAIMED MON VAT	CLAIMED VAT	CLAIM TOTAL
KZ436	4400404518086	MIBELE SALELENI MALTA	SIZANEJANA KWABUTHO S1 UNDERBERG KZN OU	50	58.705	8.8057	67.5107
KZ436	5005035495082	DLAMINI IMHTUNGATHENIWA	HLANGANANI 3 CREIGHTON KOPO CMC KZN OU	50	58.705	8.8057	67.5107
KZ436	6201102563008	INZIMANDE DUMSANI	QULASHE UNDERBURG KZN	50	58.705	8.8057	67.5107
KZ436	9402225527083	GEBASHE BUIHERUYEZA	SIZANEJANA KWABUTHO S1 UNDERBERG KZN OU	50	58.705	8.8057	67.5107
KZ436	5901285615088	GEBASHE FUNHEYAKHE PHILLIOS	SIZANEJANA KWABUTHO S1 UNDERBERG KZN OU	50	58.705	8.8057	67.5107
KZ436	8012080699082	XABA LUCIA ZIBUYILE	HLANGANANI S1 IKOPO KZN	50	58.705	8.8057	67.5107
KZ436	4702180493085	SOSIBO THOMBI EVELINA	SUN CITY BULWER PMB KZN	50	58.705	8.8057	67.5107
KZ436	7312049593088	MNCWABE SIBONGISENI	SIZANEJANA KWABUTHO S1 UNDERBERG KZN OU	50	58.705	8.8057	67.5107
KZ436	5010285180083	DLAMINI SIBONGO	HLANGANANI 3 CREIGHTON KOPO CMC KZN OU	50	58.705	8.8057	67.5107
KZ436	4610239853080	MBANIWA KHEHLEZA	HLANGANANI 3 CREIGHTON KOPO CMC KZN OU	50	58.705	8.8057	67.5107
KZ436	9804075727087	JILI GUGULETHU	HLANGANANI 3 CREIGHTON KOPO CMC KZN OU	50	58.705	8.8057	67.5107
KZ436	6311160495082	ZONDI NOKULUNGA GETRUDE	SUN CITY BULWER PMB KZN	50	58.705	8.8057	67.5107
KZ436	6204270547088	JILI VELLIE	HLANGANANI 3 CREIGHTON KOPO CMC KZN OU	50	58.705	8.8057	67.5107
KZ436	4311170326083	MIVA NTOMBISILE	MOATSHENI UNDERBURG KZN	50	58.705	8.8057	67.5107
KZ436	7301050743082	LUSHOZI TIKEKILE	Traditional house	50	58.705	8.8057	67.5107
KZ436	81102309537087	MXANDI BAVELLE ALEXA	HLANGANANI S1 IKOPO KZN	50	58.705	8.8057	67.5107
KZ436	5008200847083	MIDLADLA NTOMBIZINI ALEXA	SIZANEJANA KWABUTHO S1 UNDERBERG KZN OU	50	58.705	8.8057	67.5107
KZ436	4404202164081	INZIMANDE NELLIE	HLANGANANI 3 CREIGHTON KOPO CMC KZN OU	50	58.705	8.8057	67.5107
KZ436	4706010203089	PHUNGULA CRESSENTINA SALELANI	HLANGANANI 3 CREIGHTON KOPO CMC KZN OU	50	58.705	8.8057	67.5107
KZ436	6809075980089	DLAMINI MANDLA	HLANGANANI 3 CREIGHTON KOPO CMC KZN OU	50	58.705	8.8057	67.5107
KZ436	8403070120082	MIZI KHANYISILE GLADYS	HLANGANANI 3 CREIGHTON KOPO CMC KZN OU	50	58.705	8.8057	67.5107
KZ436	7907230951082	MBANIWA NTOMBIKILE GLORIA	HLANGANANI 3 CREIGHTON KOPO CMC KZN OU	50	58.705	8.8057	67.5107
KZ436	8112195853085	ZULU CIYA	HLANGANANI S1 IKOPO KZN	50	58.705	8.8057	67.5107
KZ436	9109150659084	IMADOINDA THENIWE	HLANGANANI 3 CREIGHTON KOPO CMC KZN OU	50	58.705	8.8057	67.5107
KZ436	7605260430086	JILI BUYSISWE	HLANGANANI 3 CREIGHTON KOPO CMC KZN OU	50	58.705	8.8057	67.5107
KZ436	9102021095083	DLANGISA WINILE	HLANGANANI 3 CREIGHTON KOPO CMC KZN OU	50	58.705	8.8057	67.5107
KZ436	6301060457083	JILI BHEKLENI	HLANGANANI 3 CREIGHTON KOPO CMC KZN OU	50	58.705	8.8057	67.5107
KZ436	9212071092086	DLAMINI NOMVELO	HLANGANANI 3 CREIGHTON KOPO CMC KZN OU	50	58.705	8.8057	67.5107
KZ436	8508291085084	SHEZI ZANELE	HLANGANANI 3 CREIGHTON KOPO CMC KZN OU	50	58.705	8.8057	67.5107
KZ436	8609200750084	MVELASE NOKUTHULA CYNTHIA	HLANGANANI 3 CREIGHTON KOPO CMC KZN OU	50	58.705	8.8057	67.5107
KZ436	5907165437089	MBANIWA MZIBENI MZWEWENKOSI	HLANGANANI 3 CREIGHTON KOPO CMC KZN OU	50	58.705	8.8057	67.5107
KZ436	47060302162081	TSEZI ZIPHELLE	HLANGANANI 3 CREIGHTON KOPO CMC KZN OU	50	58.705	8.8057	67.5107
KZ436	600465776086	MTOLO ZWELEFANA	QUILASHE UNDERBURG KZN	50	58.705	8.8057	67.5107
KZ436	5703170676088	DLAMINI LINDIWE THEODONISIO	TRADITIONAL HOUSE	50	58.705	8.8057	67.5107
KZ436	7104192841081	IMTHEMBU MUSA	HLANGANANI 3 CREIGHTON KOPO CMC KZN OU	50	58.705	8.8057	67.5107
KZ436	3804015272083	HLANGULELA HENDRY	SIZANEJANA KWABUTHO S1 UNDERBERG KZN OU	50	58.705	8.8057	67.5107
KZ436	9007130567080	DLAMINI SOZIPHILA	Brick House	50	58.705	8.8057	67.5107
KZ436	7403010000080	MNGUNI GCWALISILE BUSISWE	HLANGANANI 3 CREIGHTON KOPO CMC KZN OU	50	58.705	8.8057	67.5107
KZ436	4902285252088	MBANIWA MIDIDYELI	HLANGANANI 3 CREIGHTON KOPO CMC KZN OU	50	58.705	8.8057	67.5107
KZ436	4907285252088	MBANIWA MIDIDYELI	HLANGANANI 3 CREIGHTON KOPO CMC KZN OU	50	58.705	8.8057	67.5107
KZ436	4302095406087	MAGOSO MLUNGISI CHRISTOPHER	HLANGANANI 3 CREIGHTON KOPO CMC KZN OU	50	58.705	8.8057	67.5107
KZ436	5812090835089	KHATHI BONISILE OCTAVIA	HLANGANANI 3 CREIGHTON KOPO CMC KZN OU	50	58.705	8.8057	67.5107
KZ436	9009085687087	MBANIWA SENZO	SIZANEJANA KWABUTHO S1 UNDERBERG KZN OU	50	58.705	8.8057	67.5107
KZ436	5503115437087	PHUNGULA RAFANA ALBERT	HLANGANANI 3 CREIGHTON KOPO CMC KZN OU	50	58.705	8.8057	67.5107
KZ436	5610315418086	MNCWABE MZOCITHWAYO MUNTU	SIZANEJANA KWABUTHO S1 UNDERBERG KZN OU	50	58.705	8.8057	67.5107
KZ436	4205240107087	DLAMINI NTOMBI	SIZANEJANA KWABUTHO S1 UNDERBERG KZN OU	50	58.705	8.8057	67.5107
KZ436	6806010780082	MNGUNI BUSELAPHI EDMAIRA	EHLABENI BULWER KZN	50	58.705	8.8057	67.5107
KZ436	8008150662083	CHIYA EUNICE NTOMBIZODWA	HLANGANANI 3 CREIGHTON KOPO CMC KZN OU	50	58.705	8.8057	67.5107
KZ436	9009301096089	DLAMINI PATRICIA NTOMBELHLE	HLANGANANI 3 CREIGHTON KOPO CMC KZN OU	50	58.705	8.8057	67.5107
KZ436	6512230453084	MNCWABE ELIZABETH NCEGENI	SIZANEJANA KWABUTHO S1 UNDERBERG KZN OU	50	58.705	8.8057	67.5107
KZ436	5409080407081	ZIKODE NTOMBENGA FELANI	HLANGANANI 3 CREIGHTON KOPO CMC KZN OU	50	58.705	8.8057	67.5107
KZ436	6212050651087	INGCOBO WINFLETTER	SIZANEJANA KWABUTHO S1 UNDERBERG KZN OU	50	58.705	8.8057	67.5107
KZ436	7008060623085	ZIKODE BABONGILE FLORENCE	SIZANEJANA KWABUTHO S1 UNDERBERG KZN OU	50	58.705	8.8057	67.5107
KZ436	6305310616088	DLAMINI NONHLANHLA	HLANGANANI 3 CREIGHTON KOPO CMC KZN OU	50	58.705	8.8057	67.5107
KZ436	8312085381086	LINDA THANDOKWAKHE	TRADITIONAL HOUSE	50	58.705	8.8057	67.5107
KZ436	1301010101013	HLONGWANE GERERE PAULOS	HLANGANANI 3 CREIGHTON KOPO CMC KZN OU	50	58.705	8.8057	67.5107
KZ436	4901011241085	INGCOBO NDINGLIDI IREN	SIZANEJANA KWABUTHO S1 UNDERBERG KZN OU	50	58.705	8.8057	67.5107
KZ436	8305160468083	DLAMINI BONGIWE SLINDILE	HLANGANANI 3 CREIGHTON KOPO CMC KZN OU	50	58.705	8.8057	67.5107
KZ436	7211220908087	NOTHBOLIA HAPPINESS	HLANGANANI 3 CREIGHTON KOPO CMC KZN OU	50	58.705	8.8057	67.5107
KZ436	421020201087	NHLANGULELA CUPHELENI AGNES	SIZANEJANA KWABUTHO S1 UNDERBERG KZN OU	50	58.705	8.8057	67.5107
KZ436	7312120750080	MBANIWA NCAMISILE FLORENCE	HLANGANANI 3 CREIGHTON KOPO CMC KZN OU	50	58.705	8.8057	67.5107
KZ436	4308110334086	MISA OANA	TRADITIONAL HOUSE	50	58.705	8.8057	67.5107
KZ436	4902155297081	XASIBA MZAWAKHE AMBROSE	MSWABEBE ENKLEBANTWANA BULWER UNDERBERG KZN OU	50	58.705	8.8057	67.5107
KZ436	8102080980887	MAGUNI BAKHPHILE	HLANGANANI 3 CREIGHTON KOPO CMC KZN OU	50	58.705	8.8057	67.5107

MUNIC_CODE	NAT_ID	NAME	ADDRESS2	KWH_UNITS	CLAIMED_NON_VAT	CLAIMED_VAT	CLAIM_TOTAL
KZ436	6812250957083	MOFOKENG TESSA	IMGWABABE ENKELEBANTWANA BULWER UNDERBERG KZN OU	50	58.705	8.8057	67.5107
KZ436	2401120108087	MBANUWA NOMATATIELI	HLANGANANI 3 CREIGHTON IKOPO CNC KZN OU	50	58.705	8.8057	67.5107
KZ436	8502170681081	MNGUNI HLENGWE PRINCESS	HLANGANANI 3 CREIGHTON IKOPO CNC KZN OU	50	58.705	8.8057	67.5107
KZ436	7711150309081	DLAMINI THOBILE CYNTHIA	HLANGANANI 3 CREIGHTON IKOPO CNC KZN OU	50	58.705	8.8057	67.5107
KZ436	6402265479081	MILTWA BONGINKOSI ERIC	HLANGANANI 3 CREIGHTON IKOPO CNC KZN OU	50	58.705	8.8057	67.5107
KZ436	1301010101013	NGCOBO M	HOUSE	50	58.705	8.8057	67.5107
KZ436	6512300411087	MNCWABE EUVONNE	Brick House	50	58.705	8.8057	67.5107
KZ436	4302150091086	MBANUWA SEBENZANI EMANENCIA	HLANGANANI 3 CREIGHTON IKOPO CNC KZN OU	50	58.705	8.8057	67.5107
KZ436	6901030876083	MBANUWA MANANA BEETA	HLANGANANI 3 CREIGHTON IKOPO CNC KZN OU	50	58.705	8.8057	67.5107
KZ436	4608225579081	MKHIZE MSUKELWA PERCY	IMGWABABE ENKELEBANTWANA BULWER UNDERBERG KZN OU	50	58.705	8.8057	67.5107
KZ436	7911160991086	MBANUWA SPUHUMILE	HLANGANANI 3 CREIGHTON IKOPO CNC KZN OU	50	58.705	8.8057	67.5107
KZ436	6809100784089	ZULU SIBONGILE	TRADITIONAL HOUSE	50	58.705	8.8057	67.5107
KZ436	5610255617087	ZONDO MBONGENI JAMES	TRADITIONAL HOUSE	50	58.705	8.8057	67.5107
KZ436	6102055823080	DLAMINI MADELENI PAULUS	SIZANENJANA KWABUTHO S1 UNDERBERG KZN OU	50	58.705	8.8057	67.5107
KZ436	7803285766085	MBANUWA FUNOKWAKHE WELCOWE	HLANGANANI 3 CREIGHTON IKOPO CNC KZN OU	50	58.705	8.8057	67.5107
KZ436	7408315430080	MDLADLA BHEKIZITHA	HLANGANANI 3 CREIGHTON IKOPO CNC KZN OU	50	58.705	8.8057	67.5107
KZ436	6002128826081	MKHIZE HYPOLITUS	TRADITIONAL HOUSE	50	58.705	8.8057	67.5107
KZ436	5205280363086	INGOBO CADANGILE EGGIE	TRADITIONAL HOUSE	50	58.705	8.8057	67.5107
KZ436	3601011957083	MKHULISI NTOMBI	HLANGANANI 3 CREIGHTON IKOPO CNC KZN OU	50	58.705	8.8057	67.5107
KZ436	6201013827085	MBANUWA NOMAKHOSI ANNA	SIZANENJANA KWABUTHO S1 UNDERBERG KZN OU	50	58.705	8.8057	67.5107
KZ436	7409111065088	MBANUWA ZANELE	HLANGANANI 3 CREIGHTON IKOPO CNC KZN OU	50	58.705	8.8057	67.5107
KZ436	7302035567083	MBANUWA ERNEST	HLANGANANI 3 CREIGHTON IKOPO CNC KZN OU	50	58.705	8.8057	67.5107
KZ436	5012210681086	MBANUWA MAMA THEODORE	HLANGANANI 3 CREIGHTON IKOPO CNC KZN OU	50	58.705	8.8057	67.5107
KZ436	5709160804085	IMAGDALENA JOSILE FLORENCE	HLANGANANI 3 CREIGHTON IKOPO CNC KZN OU	50	58.705	8.8057	67.5107
KZ436	3301120273080	MAGOSO ANNIE	HLANGANANI 3 CREIGHTON IKOPO CNC KZN OU	50	58.705	8.8057	67.5107
KZ436	9003025971081	SIMELANE SIVANDA	HLANGANANI 3 CREIGHTON IKOPO CNC KZN OU	50	58.705	8.8057	67.5107
KZ436	6203085845083	MBANUWA MQOQI LAWRENCE	ENKELEBANTWANA S1 BULWER UNDERBERG	50	58.705	8.8057	67.5107
KZ436	6011202986080	MBANUWA ZUMKEMLE	HLANGANANI 3 CREIGHTON IKOPO CNC KZN OU	50	58.705	8.8057	67.5107
KZ436	5905175651087	NDWALANE BONGAMI SIMON	HLANGANANI 3 CREIGHTON IKOPO CNC KZN OU	50	58.705	8.8057	67.5107
KZ436	6609040970081	NDWALANE LANDIWE PROTASIA	HLANGANANI 3 CREIGHTON IKOPO CNC KZN OU	50	58.705	8.8057	67.5107
KZ436	7905031058087	MBANUWA THULILENI	HLANGANANI 3 CREIGHTON IKOPO CNC KZN OU	50	58.705	8.8057	67.5107
KZ436	7804225541083	DLAMINI MKHETHENI	HLANGANANI 3 CREIGHTON IKOPO CNC KZN OU	50	58.705	8.8057	67.5107
KZ436	8905080686084	ZUMA LANDIWE ANNATORIA	EHLABENI BULWER KZN	50	58.705	8.8057	67.5107
KZ436	4208020201088	KHWELE DUMAZILE VENANCIA	EHLABENI BULWER KZN	50	58.705	8.8057	67.5107
KZ436	5910300432080	ZUMA PRESILLA	HLANGANANI 3 CREIGHTON IKOPO CNC KZN OU	50	58.705	8.8057	67.5107
KZ436	6211215780088	MBANUWA SIPHO	HLANGANANI 3 CREIGHTON IKOPO CNC KZN OU	50	58.705	8.8057	67.5107
KZ436	6502125368083	MBANUWA SIBONGISENI	HLANGANANI 3 CREIGHTON IKOPO CNC KZN OU	50	58.705	8.8057	67.5107
KZ436	800825556083	LANGA MTHOKOZISI D	HLANGANANI 3 CREIGHTON IKOPO CNC KZN OU	50	58.705	8.8057	67.5107
KZ436	9608250568087	NDWALANE GOONESS	HLANGANANI 3 CREIGHTON IKOPO CNC KZN OU	50	58.705	8.8057	67.5107
KZ436	5309100733088	INDLOVU NOMAKHWEZI	TRADITIONAL HOUSE	50	58.705	8.8057	67.5107
KZ436	7308115494080	MILTWA MDUDUZI	HLANGANANI 3 CREIGHTON IKOPO CNC KZN OU	50	58.705	8.8057	67.5107
KZ436	5205300699089	DLAMINI THANDI	HLANGANANI 3 CREIGHTON IKOPO CNC KZN OU	50	58.705	8.8057	67.5107
KZ436	3908050239085	DLAMINI STELEMBE	HLANGANANI 3 CREIGHTON IKOPO CNC KZN OU	50	58.705	8.8057	67.5107
KZ436	6610140411083	LANGA KHOLISWE	HLANGANANI 3 CREIGHTON IKOPO CNC KZN OU	50	58.705	8.8057	67.5107
KZ436	5604027840812	DLAMINI FULANKI	HLANGANANI 3 CREIGHTON IKOPO CNC KZN OU	50	58.705	8.8057	67.5107
KZ436	8108310403087	DLAMINI BEUTY	HLANGANANI 3 CREIGHTON IKOPO CNC KZN OU	50	58.705	8.8057	67.5107
KZ436	8003060898080	NDWALANE PRISCA BONGEKILE	HLANGANANI 3 CREIGHTON IKOPO CNC KZN OU	50	58.705	8.8057	67.5107
KZ436	4010120505081	ZONDI NOMCWANE	HLANGANANI 3 CREIGHTON IKOPO CNC KZN OU	50	58.705	8.8057	67.5107
KZ436	9604031187081	SHELEMBE BAKHETHILE	HLANGANANI 3 CREIGHTON IKOPO CNC KZN OU	50	58.705	8.8057	67.5107
KZ436	7809214087089	NIJLO TAMMY	HLANGANANI 3 CREIGHTON IKOPO CNC KZN OU	50	58.705	8.8057	67.5107
KZ436	8812095956085	NDWALANE THOBANI INNOCENT	HLANGANANI 3 CREIGHTON IKOPO CNC KZN OU	50	58.705	8.8057	67.5107
KZ436	4708210427088	DLAMINI THULELENI	HLANGANANI 3 CREIGHTON IKOPO CNC KZN OU	50	58.705	8.8057	67.5107
KZ436	4806030221085	GAMEDZE ZIDILELENI	HLANGANANI 3 CREIGHTON IKOPO CNC KZN OU	50	58.705	8.8057	67.5107
KZ436	7206205871086	MALEVU STHEMBISO PENNINGTON	HLANGANANI 3 CREIGHTON IKOPO CNC KZN OU	50	58.705	8.8057	67.5107
KZ436	5501085300087	MBANUWA AYANDA	SIZANENJANA KWABUTHO S1 UNDERBERG KZN OU	50	58.705	8.8057	67.5107
KZ436	6052704200086	MHLONGO THULISILE ANNATORIA	HLANGANANI 3 CREIGHTON IKOPO CNC KZN OU	50	58.705	8.8057	67.5107
KZ436	5308200860080	SONELA NOSIPHO A	HLANGANANI 3 CREIGHTON IKOPO CNC KZN OU	50	58.705	8.8057	67.5107
KZ436	6010180758081	CHIPA CICILIZA MANIZA	HLANGANANI S1 IKOPO KZN	50	58.705	8.8057	67.5107
KZ436	78042850861087	SOSIBO HEMRIETTA SINDISIWE	HLANGANANI 3 CREIGHTON IKOPO CNC KZN OU	50	58.705	8.8057	67.5107
KZ436	5803020867084	SOSIBO MAKHOSAZANA YAKASHILE	HLANGANANI 3 CREIGHTON IKOPO CNC KZN OU	50	58.705	8.8057	67.5107
KZ436	4508095266084	ZULU BHEKIMPI DANIEL	HLANGANANI 3 CREIGHTON IKOPO CNC KZN OU	50	58.705	8.8057	67.5107
KZ436	6801012419086	LANGA KHONZEPHI MARTHA	HLANGANANI 3 CREIGHTON IKOPO CNC KZN OU	50	58.705	8.8057	67.5107
KZ436	5407115693080	IMAZIBUKO CHITHIBANDIA MICHAEL	SIZANENJANA KWABUTHO S1 UNDERBERG KZN OU	50	58.705	8.8057	67.5107
KZ436	54092020231088	ZUMA PHATHEKILE PELAGRINA	HLANGANANI 3 CREIGHTON IKOPO CNC KZN OU	50	58.705	8.8057	67.5107

MUNIC CODE	NAT ID	NAME	ADDRESS	KWH UNITS	CLAIMED_NOK_VAT	CLAIMED_VAT	CLAIM TOTAL
KZ436	5808170841085	DLAMINI THOKO MARIA	HLANGANANI 3 CREIGHTON IKOPO CNC KZN OU	50	58.705	8.8057	67.5107
KZ436	4508160371082	CHIYA QONDEMI	Traditional house	50	58.705	8.8057	67.5107
KZ436	5305060352083	SOSIRO QONDEMI BAKHALISE	BHATINI	50	58.705	8.8057	67.5107
KZ436	8809310148084	JILI VUYISILE	HLANGANANI 3 CREIGHTON IKOPO CNC KZN OU	50	58.705	8.8057	67.5107
KZ436	5706025881084	IKHUBONI ALPHEUS	NOMHOJANA	50	58.705	8.8057	67.5107
KZ436	8010145850088	DLAMINI NHLANHLA CONGRAT	HLANGANANI 3 CREIGHTON IKOPO CNC KZN OU	50	58.705	8.8057	67.5107
KZ436	5605030188081	SHEZI KHULUMILE PAULINA	BHATINI	50	58.705	8.8057	67.5107
KZ436	6611060578083	IMZIMANDE NNANTOMBI	TRADITIONAL HOUSE	50	58.705	8.8057	67.5107
KZ436	9608175984088	NEHE VEZI	BHATINI	50	58.705	8.8057	67.5107
KZ436	9608175984088	NEHE VEZI	BHATINI	50	58.705	8.8057	67.5107
KZ436	4901215646089	IMBANUWA BONGINKOSI	KILIMON MAGCAKANI LOCATON	50	58.705	8.8057	67.5107
KZ436	5301012370083	ZIKODE QONDEKILE BALANDILE	BHATINI	50	58.705	8.8057	67.5107
KZ436	7011170699086	MBAMBO NONHLANHLA	INKWAZELA BULWER KZN	50	58.705	8.8057	67.5107
KZ436	3004180277088	MADALALA E	HOUSE	50	58.705	8.8057	67.5107
KZ436	6307250235086	MAZIBUKO ZIKHETHILE SARAPHINA	SIZANENJANA KWABUTHO S1 UNDERBERG KZN OU	50	58.705	8.8057	67.5107
KZ436	7309101524088	IMBANUWA CEBISILE	BHATINI	50	58.705	8.8057	67.5107
KZ436	3606280185084	JACA NOMBUSO ELMINA	EHLABENI BULWER KZN	50	58.705	8.8057	67.5107
KZ436	4709240250080	DLAMINI NOMVULA NCAMISILE	BHATINI	50	58.705	8.8057	67.5107
KZ436	7602280659083	IMVELASE ZODWA EDUSTA	SIZANENJANA KWABUTHO S1 UNDERBERG KZN OU	50	58.705	8.8057	67.5107
KZ436	7912140889089	SOSIBO ZININGI PROMISE	BHATINI	50	58.705	8.8057	67.5107
KZ436	4801020222086	SOSIBO INTO BADUBILE	BHATINI	50	58.705	8.8057	67.5107
KZ436	7309090738081	JAMA MATHULUZA	BRICK HOUSE SIBIZANE	50	58.705	8.8057	67.5107
KZ436	5506200730084	ZUWA QOQEKILE	BHATINI	50	58.705	8.8057	67.5107
KZ436	3504120305089	JAMA KHATHAZILE	BHATINI	50	58.705	8.8057	67.5107
KZ436	9611095656051	MAJILA SANELE	INKELABANTWANA BULWER KZN	50	58.705	8.8057	67.5107
KZ436	3504230305089	JAMA KHATHAZILE	BHATINI	50	58.705	8.8057	67.5107
KZ436	5409100688085	MAKHANYA THOKOZILE	BHATINI	50	58.705	8.8057	67.5107
KZ436	3105060216086	DLAMINI NOMAQHINGA	TRADITIONAL HOUSE	50	58.705	8.8057	67.5107
KZ436	8507076386083	SHEZI SYABONGA MZMANDILE	BHATINI	50	58.705	8.8057	67.5107
KZ436	6711150941085	JAMA PHLWEPHI MARGARET	BHATINI	50	58.705	8.8057	67.5107
KZ436	7508201870080	DLAMINI BONGEKILE	BHATINI	50	58.705	8.8057	67.5107
KZ436	6912250301081	MEMELA DUMISILE PROTASIA	NSIMBINI	50	58.705	8.8057	67.5107
KZ436	5506200730084	ZUWA QOQEKILE	NSIMBINI	50	58.705	8.8057	67.5107
KZ436	6903250371084	BASI NONHLANHLA SYLVIA	SIZANENJANA KWABUTHO S1 UNDERBERG KZN OU	50	58.705	8.8057	67.5107
KZ436	4911115328084	NJULO MATHULUZA	SHACK	50	58.705	8.8057	67.5107
KZ436	9503160558084	MADONDA KHOLISILE	HLANGANANI	50	58.705	8.8057	67.5107
KZ436	4908080191083	MINDAWENI PHUMZILE LIZAH	HLANGANANI	50	58.705	8.8057	67.5107
KZ436	4905010227086	DLAMINI THOMOLOZA	HLANGANANI	50	58.705	8.8057	67.5107
KZ436	5507315320084	MADONDA MIKHEKHELEZI	HLANGANANI	50	58.705	8.8057	67.5107
KZ436	9003085897085	DLAMINI LINDANI	HLANGANANI	50	58.705	8.8057	67.5107
KZ436	7310100511084	JILI BAVUMILE	HLANGANANI	50	58.705	8.8057	67.5107
KZ436	5301300680086	SIBYA NOMVUYO JUDITH KHETHIWE	TRADITIONAL HOUSE	50	58.705	8.8057	67.5107
KZ436	5407210820082	IMIYA NGAKHEPHI NGENZENI	SIZANENJANA KWABUTHO S1 UNDERBERG KZN OU	50	58.705	8.8057	67.5107
KZ436	5008240196087	INGUBANE NOKWENZANGANI	Traditional house	50	58.705	8.8057	67.5107
KZ436	2204200104089	MOLEFE MATTY	Brick House	50	58.705	8.8057	67.5107
KZ436	5411205776085	DUDULU MIKHASHWA PHILIP	SIZANENJANA KWABUTHO S1 UNDERBERG KZN OU	50	58.705	8.8057	67.5107
KZ436	5303120869089	MKHULISI NOMATHEMBU PHILPA	SIZANENJANA KWABUTHO S1 UNDERBERG KZN OU	50	58.705	8.8057	67.5107
KZ436	5401170120086	NJULO MATHILI	TRADITIONAL HOUSE	50	58.705	8.8057	67.5107
KZ436	6807100864083	MAZIBUKO HLAMUKILE ANIMATORIA	SIZANENJANA KWABUTHO S1 UNDERBERG KZN OU	50	58.705	8.8057	67.5107
KZ436	53073095445086	DLAMINI VUSINDABA PIUS	SIZANENJANA KWABUTHO S1 UNDERBERG KZN OU	50	58.705	8.8057	67.5107
KZ436	3604255112084	MKHULISE NOKO	SIZANENJANA KWABUTHO S1 UNDERBERG KZN OU	50	58.705	8.8057	67.5107
KZ436	8007250897081	NQOLUYI MPHATHONI SIPHWE	SIZANENJANA KWABUTHO S1 UNDERBERG KZN OU	50	58.705	8.8057	67.5107
KZ436	6105290240085	MEMELA LONDINE	GULASHÉ UNDERBERG KZN	50	58.705	8.8057	67.5107
KZ436	6201140655087	SHABALALA SOPHENI	TRADITIONAL HOUSE	50	58.705	8.8057	67.5107
KZ436	6512020808081	HLANGEBI ROSE	Brick House	50	58.705	8.8057	67.5107
KZ436	7401101244088	ZONDI ZOLILE	GULASHÉ UNDERBURG KZN	50	58.705	8.8057	67.5107
KZ436	5503170479081	DLAMINI NGELEU ZISHODILE	SIZANENJANA KWABUTHO S1 UNDERBERG KZN OU	50	58.705	8.8057	67.5107
KZ436	4203210421083	BERWA SEBENZANI	TRADITIONAL HOUSE	50	58.705	8.8057	67.5107
KZ436	9108180587083	IMAZIBUKO SLINDILE WENDY	SIZANENJANA KWABUTHO S1 UNDERBERG KZN OU	50	58.705	8.8057	67.5107
KZ436	6004265558086	MAZIBUKO MKHEKHELEZI FREDRICK	SIZANENJANA KWABUTHO S1 UNDERBERG KZN OU	50	58.705	8.8057	67.5107
KZ436	6505305296081	DLAMINI MBONISWA NICHOLAS	SIZANENJANA KWABUTHO S1 UNDERBERG KZN OU	50	58.705	8.8057	67.5107
KZ436	5009175412085	MTHEMBU IOHANNES JOSEPH	SIZANENJANA KWABUTHO S1 UNDERBERG KZN OU	50	58.705	8.8057	67.5107
KZ436	7009235594086	DLAMINI BHEKI	TRADITIONAL HOUSE	50	58.705	8.8057	67.5107
KZ436	5805020422089	CHITA DUDUZILE	TRADITIONAL HOUSE	50	58.705	8.8057	67.5107

MUNIC CODE	NAT ID	NAME	ADDRESS	KWH UNITS	CLAIMED_NON_VAT	CLAIMED_VAT	CLAIM TOTAL
KZ436	4605200319087	SOSIBO GAQANA	SIZANENJANA KWABUTHO S1 UNDERBERG KZN OU	50	58.705	8.8057	67.5107
KZ436	5802190798086	JILL KHANYISILE FLORENCE	HOUSE	50	58.705	8.8057	67.5107
KZ436	3410165148089	DLAMINI NGENAMINTU	NKWEZELA BULWER KZN	50	58.705	8.8057	67.5107
KZ436	6110106135081	KHUBONE ROBERT	TRADITIONAL HOUSE	50	58.705	8.8057	67.5107
KZ436	5002115700081	BHENGU NZANYWA	Traditional house	50	58.705	8.8057	67.5107
KZ436	4601195480088	NZIMANDE VUSUMUZI	MDAYANA	50	58.705	8.8057	67.5107
KZ436	600513594081	ZULU MSAWENKOSI ARMSTRONG	HLANGAMANI	50	58.705	8.8057	67.5107
KZ436	7009220588083	MKHULISE NONYAMEZELO EVELYN	SIZANENJANA KWABUTHO S1 UNDERBERG KZN OU	50	58.705	8.8057	67.5107
KZ436	8610280467083	MTHEMBU NOKUKHANYA ETHEL	SIZANENJANA KWABUTHO S1 UNDERBERG KZN OU	50	58.705	8.8057	67.5107
KZ436	8905045515089	MTHEMBU THABANE GOUGEN	SIZANENJANA KWABUTHO S1 UNDERBERG KZN OU	50	58.705	8.8057	67.5107
KZ436	5002160900085	BASI SIZA ANNAMTORIA	SIZANENJANA KWABUTHO S1 UNDERBERG KZN OU	50	58.705	8.8057	67.5107
KZ436	5303050530088	MTHEMBU SWELENI DUIMAZILE	TRADITIONAL HOUSE	50	58.705	8.8057	67.5107
KZ436	4608215226081	BERWA MDINGI	TRADITIONAL HOUSE	50	58.705	8.8057	67.5107
KZ436	4507235297082	MDLADLA DILIZWE	TRADITIONAL HOUSE	50	58.705	8.8057	67.5107
KZ436	5805095490089	IMDLADLA NGQOMBO	TRADITIONAL HOUSE	50	58.705	8.8057	67.5107
KZ436	8010285366085	ZULU DERICK	TRADITIONAL HOUSE	50	58.705	8.8057	67.5107
KZ436	9101116106086	MINGUNI SIVETHEMBA	SIZANENJANA KWABUTHO S1 UNDERBERG KZN OU	50	58.705	8.8057	67.5107
KZ436	8007035475087	VICTOR ZONDI	AMAKUZA S1 KZN OU	50	58.705	8.8057	67.5107
KZ436	4512305421083	GAMEDIE SIMON	AMAKHUZE UNDERBURG KZN	50	58.705	8.8057	67.5107
KZ436	5406170838084	SIBETHA MONKONZO OCTEVIA	AMAKHUZE UNDERBURG KZN	50	58.705	8.8057	67.5107
KZ436	8103220427081	SOSIBO MILDRED	QULASHE UNDERBERG KZN	50	58.705	8.8057	67.5107
KZ436	8511031007089	MTHEMBU INTOKOZO	QULASHE UNDERBERG KZN	50	58.705	8.8057	67.5107
KZ436	3312130170083	ZULU PATRICIA	TRADITIONAL HOUSE	50	58.705	8.8057	67.5107
KZ436	5603065290088	INDLOVU MQANDI NICHODINA	SIZANENJANA KWABUTHO S1 UNDERBERG KZN OU	50	58.705	8.8057	67.5107
KZ436	9203220800083	SHEZI SIHLE	QULASHE UNDERBERG KZN	50	58.705	8.8057	67.5107
KZ436	8810041259080	MTHEMBU NONTLUTHUKO	QULASHE UNDERBERG KZN	50	58.705	8.8057	67.5107
KZ436	3303030146083	DLAMINI KOKANI	TRADITIONAL HOUSE	50	58.705	8.8057	67.5107
KZ436	8406070703088	SHEZI EMMACULANTE	QULASHE UNDERBERG KZN	50	58.705	8.8057	67.5107
KZ436	7008020359085	ZONDI THOKOZILE	QULASHE UNDERBERG KZN	50	58.705	8.8057	67.5107
KZ436	6011060429082	MIVA PHUMZILE	QULASHE UNDERBERG KZN	50	58.705	8.8057	67.5107
KZ436	4609135310088	CHAGWE BHUNGU ALFOS	AMAKUZA UNDERBURG KZN	50	58.705	8.8057	67.5107
KZ436	1301031010133	MEMELA SYLVIA	TRADITIONAL HOUSE	50	58.705	8.8057	67.5107
KZ436	5204260666089	ZONDI ZITOKILE	SIZANENJANA KWABUTHO S1 UNDERBERG KZN	50	58.705	8.8057	67.5107
KZ436	4706075231082	DLAMINI IFANO	HLANGAMANI 4 UNDERBERG KZN	50	58.705	8.8057	67.5107
KZ436	6707030273084	DLANGISA CACSILE MAVIS	SIZANENJANA KWABUTHO S1 UNDERBERG KZN OU	50	58.705	8.8057	67.5107
KZ436	5405090692084	MITOLO ZINCANE CARISTA	AMAKUZA UNDERBURG KZN	50	58.705	8.8057	67.5107
KZ436	6006180729088	DLAMINI PHOZA THOLAMELE	AMAKUZA UNDERBURG KZN	50	58.705	8.8057	67.5107
KZ436	3411300200085	BERWA NTOMBENCANE	AMAKHUZE UNDERBURG KZN	50	58.705	8.8057	67.5107
KZ436	7607090776087	XABA AGNES	HLANGAMANI 4 UNDERBERG KZN	50	58.705	8.8057	67.5107
KZ436	6701120548083	MEMELA THEMIBULIZE	TRADITIONAL HOUSE	50	58.705	8.8057	67.5107
KZ436	5802075431084	SMELANE MUZIWEMALI	SIZANENJANA KWABUTHO S1 UNDERBERG KZN OU	50	58.705	8.8057	67.5107
KZ436	5505160626084	MEMELA BAHUNGILE	QULASHE UNDERBURG KZN	50	58.705	8.8057	67.5107
KZ436	5505160626084	MEMELA BAHUNGILE	QULASHE S1 UNDERBERG KZN OU	50	58.705	8.8057	67.5107
KZ436	7702170406080	ZONDI THEMBI MAUREEN	SIZANENJANA KWABUTHO S1 UNDERBERG KZN OU	50	58.705	8.8057	67.5107
KZ436	9109071160089	MUTHWA NOKUZOLA PRUDENCE	SIZANENJANA KWABUTHO S1 UNDERBERG KZN OU	50	58.705	8.8057	67.5107
KZ436	8110866101089	MITOLO MLEKELEU NKOSIBONILE	QULASHE S1 UNDERBERG KZN OU	50	58.705	8.8057	67.5107
KZ436	6206051050083	LINDA BAHILALI LAVRENTIA	QULASHE S1 UNDERBERG KZN	50	58.705	8.8057	67.5107
KZ436	4301020269088	DLAMINI VELLE	HLANGAMANI 4 UNDERBERG KZN	50	58.705	8.8057	67.5107
KZ436	4004110361084	XABA BATSHONISILE	Traditional house	50	58.705	8.8057	67.5107
KZ436	4612120767080	KHUBONI NOKWECA	HLANGAMANI 4 UNDERBERG KZN	50	58.705	8.8057	67.5107
KZ436	5909105725086	KHAMBULE VALUTHUBA ANNANIAS	AMAKUZA UNDERBURG KZN	50	58.705	8.8057	67.5107
KZ436	1301010101013	ZONDI L	AMAKHUZE UNDERBURG KZN	50	58.705	8.8057	67.5107
KZ436	7401013583086	KHANYILE GLORIA	HOUSE	50	58.705	8.8057	67.5107
KZ436	6601100415081	SHOBA SERENZILE MARGARET	AMAKUZA UNDERBURG KZN	50	58.705	8.8057	67.5107
KZ436	9009195625087	SHOBA DELANI	AMAKUZA UNDERBURG KZN	50	58.705	8.8057	67.5107
KZ436	5101256386083	SHOBA MKHUFENI AARON	AMAKUZA UNDERBURG KZN	50	58.705	8.8057	67.5107
KZ436	4001080570082	MTHEMBU METLA	AMAQADI RICWADI DEEPDALE S1 HOWICK KZN OU	50	58.705	8.8057	67.5107
KZ436	5912250960086	DLAMINI ZICHAZILE	TRADITIONAL HOUSE	50	58.705	8.8057	67.5107
KZ436	5510280418081	MATYA CLARICE	TRADITIONAL HOUSE	50	58.705	8.8057	67.5107
KZ436	5506103050088	MHLINGU NOMANONO CORNELIA	HLANGAMANI	50	58.705	8.8057	67.5107
KZ436	6411030497088	IMBATHA ELLISIE	QULASHE UNDERBURG KZN	50	58.705	8.8057	67.5107
KZ436	4810240440089	INDLANGISA ZAKEKILE	AMAKHUZE UNDERBURG KZN	50	58.705	8.8057	67.5107
KZ436	7301011166084	DLAMINI ZWINGI	QULASHE UNDERBURG KZN	50	58.705	8.8057	67.5107
KZ436	5706175003083	NOBTSHELA MBULILO	KILMUUN	50	58.705	8.8057	67.5107
KZ436	5311245733080	MITOLO MZAMANI	KILMUUN	50	58.705	8.8057	67.5107

MUNIC CODE	MAT ID	NAME	ADDRESS	KWH UNITS	CLAIMED_NON_VAT	CLAIMED_VAT	CLAIM TOTAL
KZ436	6411150322082	MITOLO LINDIWE	KILIMUN	50	58.705	8.8057	67.5107
KZ436	9102080726081	LUSHABA NOSIPHO GLORIA	KILIMUN	50	58.705	8.8057	67.5107
KZ436	8302260469087	DLAMINI BONGEKILE	KILIMUN	50	58.705	8.8057	67.5107
KZ436	73090808481086	IMAGOSO BABHEKILE CORNELIA	AMAKUZA UNDERBURG KZN	50	58.705	8.8057	67.5107
KZ436	7803100448083	IWININE TSHOBA	AMAKUZA KILIMUN S1 UNDERBURG CNC KZN OU	50	58.705	8.8057	67.5107
KZ436	5802045381088	SIBUKELI ROBERT MINYUNI	AMAKUZA KILIMUN S1 UNDERBURG CNC KZN OU	50	58.705	8.8057	67.5107
KZ436	5901040255089	NOKHATHALA MDHILADHILA	AMAKUZA KILIMUN S1 UNDERBURG CNC KZN OU	50	58.705	8.8057	67.5107
KZ436	8302101448085	BAWVINILE MAGUBANE	AMAKUZA KILIMUN S1 UNDERBURG CNC KZN OU	50	58.705	8.8057	67.5107
KZ436	9012250877087	INGENZENI MIMARA	AMAKUZA KILIMUN S1 UNDERBURG CNC KZN OU	50	58.705	8.8057	67.5107
KZ436	710150590081	BAZIMILE ZIKODE	AMAKUZE UNDERBURG KZN	50	58.705	8.8057	67.5107
KZ436	7804241101087	NYIDE THULISILE NOKUFIKA	AMAKUZA KILIMUN S1 UNDERBURG CNC KZN OU	50	58.705	8.8057	67.5107
KZ436	6603125858089	NDABAKHE MADELA ZIKODE	AMAKUZA KILIMUN S1 UNDERBURG CNC KZN OU	50	58.705	8.8057	67.5107
KZ436	7105020625083	MARY THULELENI MBANIWA	AMAKUZA KILIMUN S1 UNDERBURG CNC KZN OU	50	58.705	8.8057	67.5107
KZ436	5608915277088	ANON MINDALI	6109220765088	50	58.705	8.8057	67.5107
KZ436	9209101647087	MAKHOSI SHOBA	AMAKUZA KILIMUN S1 UNDERBURG CNC KZN OU	50	58.705	8.8057	67.5107
KZ436	4606175295088	DLAMINI MZWEWPI	AMAKUZA KILIMUN S1 UNDERBURG CNC KZN OU	50	58.705	8.8057	67.5107
KZ436	4308125178080	SHEZI MCTHWA THOMAS	AMAQADI NCWADI DEEPDALE S1 HOWICK KZN OU	50	58.705	8.8057	67.5107
KZ436	9504170454088	FKHLE SHEZI	AMAQADI NCWADI DEEPDALE S1 HOWICK KZN OU	50	58.705	8.8057	67.5107
KZ436	8902195935089	SIPHOKUHLE MBANIWA	AMAKUZA KILIMUN S1 UNDERBURG CNC KZN OU	50	58.705	8.8057	67.5107
KZ436	8212190381080	NIKEZIWE MBANIWA	AMAKUZA KILIMUN S1 UNDERBURG CNC KZN OU	50	58.705	8.8057	67.5107
KZ436	4705065246084	ZAKHE MBANIWA	AMAKUZA KILIMUN S1 UNDERBURG CNC KZN OU	50	58.705	8.8057	67.5107
KZ436	9006056225087	THEMBELANI MBANIWA	AMAKUZA KILIMUN S1 UNDERBURG CNC KZN OU	50	58.705	8.8057	67.5107
KZ436	6001080823083	NAKENI MNGUNI	AMAKUZA KILIMUN S1 UNDERBURG CNC KZN OU	50	58.705	8.8057	67.5107
KZ436	8212263126087	ZANDILE MBANIWA	AMAKUZA KILIMUN S1 UNDERBURG CNC KZN OU	50	58.705	8.8057	67.5107
KZ436	7507120372087	IYONNE MBANIWA	AMAKUZA KILIMUN S1 UNDERBURG CNC KZN OU	50	58.705	8.8057	67.5107
KZ436	81032206511085	HLENGIWE ZIKODE	AMAKUZA KILIMUN S1 UNDERBURG CNC KZN OU	50	58.705	8.8057	67.5107
KZ436	6604010700089	GAMEDI ESTHER	TRADITIONAL HOUSE	50	58.705	8.8057	67.5107
KZ436	5508070792087	HLALELENI MBANIWA	AMAKUZA KILIMUN S1 UNDERBURG CNC KZN OU	50	58.705	8.8057	67.5107
KZ436	8707171350087	SHOBA PHINDILE	AMAKUZA KILIMUN S1 UNDERBURG CNC KZN OU	50	58.705	8.8057	67.5107
KZ436	5406200851081	IZININGI INZIMANDE	AMAKUZA KILIMUN S1 UNDERBURG CNC KZN OU	50	58.705	8.8057	67.5107
KZ436	2701025808080	PIUS HLOKWANE MBANIWA	AMAKUZA KILIMUN S1 UNDERBURG CNC KZN OU	50	58.705	8.8057	67.5107
KZ436	7209021152087	NOMBUSO MBANIWA	AMAKUZA KILIMUN S1 UNDERBURG CNC KZN OU	50	58.705	8.8057	67.5107
KZ436	7203170402088	SHEZI SIBONGILE	Brick House	50	58.705	8.8057	67.5107
KZ436	7401080965084	BALLINGILE INOXOLO MINDALI	AMAKUZA KILIMUN S1 UNDERBURG CNC KZN OU	50	58.705	8.8057	67.5107
KZ436	660020951086	NOZAVANE PATRICIA ZIKODE	AMAKUZA KILIMUN S1 UNDERBURG CNC KZN OU	50	58.705	8.8057	67.5107
KZ436	6612503808084	INTOMBIZODWA BEATA SOSIBO	AMAKUZA KILIMUN S1 UNDERBURG CNC KZN OU	50	58.705	8.8057	67.5107
KZ436	8412281219088	THANDEKA SABELA	AMAKUZA KILIMUN S1 UNDERBURG CNC KZN OU	50	58.705	8.8057	67.5107
KZ436	8909061284083	KHANYISILE PRETTY MINDALA	AMAKUZA KILIMUN S1 UNDERBURG CNC KZN OU	50	58.705	8.8057	67.5107
KZ436	2801250111084	MILINGUKAZI DLAMINI	AMAKUZA KILIMUN S1 UNDERBURG CNC KZN OU	50	58.705	8.8057	67.5107
KZ436	820202321080	NYAWOSE LINDIWE	KILIMUN	50	58.705	8.8057	67.5107
KZ436	7611241000089	JAMA ZIBUYILE HENDRICA	AMAKUZE UNDERBURG KZN	50	58.705	8.8057	67.5107
KZ436	8112040943081	TSHOBA INTOMBENTLE	KILIMUN	50	58.705	8.8057	67.5107
KZ436	7401081100086	DLAMINI THEMBENI PATTIENCE	AMAKUZA UNDERBURG KZN	50	58.705	8.8057	67.5107
KZ436	4906224226088	SHOBA SENZENI	KILIMUN	50	58.705	8.8057	67.5107
KZ436	6906120852084	SHOBA BACUPHILE	KILIMUN	50	58.705	8.8057	67.5107
KZ436	640310825080	SHOBA BAHLENILE	KILIMUN	50	58.705	8.8057	67.5107
KZ436	7208265603086	TSHIWE MZOVUKILE	KILIMUN	50	58.705	8.8057	67.5107
KZ436	8004155346087	JAMA MUSAVENIKOSI ADREAS	QULASHE UNDERBURG KZN	50	58.705	8.8057	67.5107
KZ436	7301045472084	YAMA CONRAD BEKANI	AMAKUZA UNDERBURG KZN	50	58.705	8.8057	67.5107
KZ436	4506145488088	PHUNGULA MAMTUZA	AMAKUZA UNDERBURG KZN	50	58.705	8.8057	67.5107
KZ436	5305130311085	MNCVABE PHIVANI BAMISE	KILIMUN	50	58.705	8.8057	67.5107
KZ436	6407040732084	ZUMA SIBONGILE	AMAQADI NCWADI DEEPDALE S1 HOWICK KZN OU	50	58.705	8.8057	67.5107
KZ436	85062545402080	DLAMINI LINDOKUHLE	KILIMUN	50	58.705	8.8057	67.5107
KZ436	7712025398083	HLOPHE BONGINKHOSI	KILIMUN	50	58.705	8.8057	67.5107
KZ436	4404170236087	RADEBE THANDEKIE	NONMANDLOVU DORNHYBROOK IPOPO KZN	50	58.705	8.8057	67.5107
KZ436	4803220630084	ZONDI ZIALILE	TRADITIONAL HOUSE	50	58.705	8.8057	67.5107
KZ436	8611045425085	ZWEZWE SIZWE	KILIMUN	50	58.705	8.8057	67.5107
KZ436	5602085978087	LANGA VALIZIKHAZO JEROME	CEINTOWCOW ADULWINI LOCATION	50	58.705	8.8057	67.5107
KZ436	3907060265082	IMKIZE HLUPEKHE MARTHIA	AMAQADI NCWADI DEEPDALE S1 HOWICK KZN OU	50	58.705	8.8057	67.5107
KZ436	8603200491085	DLAMINI JABULILE JACQUELINE	AMAKUZE UNDERBURG KZN	50	58.705	8.8057	67.5107
KZ436	9312090371081	KHANYILE THOKOZILE	MADWALENI UNDERBURG KZN	50	58.705	8.8057	67.5107
KZ436	8006205544082	KHANYE DUMISANE	NONMHOJANA UNDERBURG KZN	50	58.705	8.8057	67.5107
KZ436	8808301218085	KHUSOENE INGENZENI FORTUNATE BABHE	AMAKUZE UNDERBURG KZN	50	58.705	8.8057	67.5107
KZ436	8110075612082	XABA ROBERT	TRADITIONAL HOUSE	50	58.705	8.8057	67.5107

MUNIC_CODE	NAT_ID	NAME	ADDRESS	KWH_UNITS	CLAIMED_NON_VAT	CLAIMED_VAT	CLAIM_TOTAL
KZ436	3812250370082	MIVA INTOMBITANKE	KILMUN	50	58.705	8.8057	67.5107
KZ436	7707160875087	DLUNGWANA CYTHIA BUYISIWE	AMAQADI NCWADI DEEPPDALE S1 HOWICK KZN OU	50	58.705	8.8057	67.5107
KZ436	6404130264088	MALOZI BUSIKWIWE AUDREY	KILMUN	50	58.705	8.8057	67.5107
KZ436	6202120480088	INTOLO NOMUYITO	AMAKHUZE UNDERBURG KZN	50	58.705	8.8057	67.5107
KZ436	820311017082	INZIMANDE NOZIPHO CATHRINE	AMAQADI NCWADI DEEPPDALE S1 HOWICK KZN OU	50	58.705	8.8057	67.5107
KZ436	6010135526088	INGUBANE MUKIKAYISE AMON	KILMUN	50	58.705	8.8057	67.5107
KZ436	9308020701080	MIVA NOXOLO	KILMUN	50	58.705	8.8057	67.5107
KZ436	7703020858082	MIVA EUPHROSINA BETHUKILE	NKWEZELA BULWER KZN	50	58.705	8.8057	67.5107
KZ436	5602325377086	MEMELA MKHATHISWELA	AMAKHUZE UNDERBURG KZN	50	58.705	8.8057	67.5107
KZ436	5012220687084	DLAMINI MANINGI	Brick House	50	58.705	8.8057	67.5107
KZ436	6607050456082	ZUNGU NOKUPHWA	TRADITIONAL HOUSE	50	58.705	8.8057	67.5107
KZ436	8604250566081	DLAMINI XULISILE OLGA	HLANGANANI 4 UNDERBERG KZN	50	58.705	8.8057	67.5107
KZ436	7804295635088	DLAMINI RAPHAEL SIBONGISENI	HLANGANANI 4 UNDERBERG KZN	50	58.705	8.8057	67.5107
KZ436	4301035519089	MAADUNA PHUMOMWAKHE	Traditional house	50	58.705	8.8057	67.5107
KZ436	950901478089	SHEZI INONDUMISO	KILMUN	50	58.705	8.8057	67.5107
KZ436	7807315611088	DLOMO MZENZELI	SAINDANEZWE	50	58.705	8.8057	67.5107
KZ436	6307010280087	MAWARA SIBONGILE	KILMUN	50	58.705	8.8057	67.5107
KZ436	6507120275084	ZONDI SKHUVETHE	KILMUN	50	58.705	8.8057	67.5107
KZ436	8112011354083	DLAMINI INTOMBIKAYISE	QULASHE UNDERBURG KZN	50	58.705	8.8057	67.5107
KZ436	5903310460084	MALOZI MIRRIAM PHILISWE	HLANGANANI 4 UNDERBERG KZN	50	58.705	8.8057	67.5107
KZ436	9912310123085	ZONDO ZR	AMAKHUZE UNDERBURG KZN	50	58.705	8.8057	67.5107
KZ436	5508010327085	DLAMINI BEAUTY	NKUMBA	50	58.705	8.8057	67.5107
KZ436	8902071146087	MBATHA THANDERKILE BONGIWE	HLANGANANI 4 UNDERBERG KZN	50	58.705	8.8057	67.5107
KZ436	9805100550088	DLAMINI CACISILE	HLANGANANI 4 UNDERBERG KZN	50	58.705	8.8057	67.5107
KZ436	6311220981083	BHENGU SYLVESTER	HLANGANANI 4 UNDERBERG KZN	50	58.705	8.8057	67.5107
KZ436	6208050549081	CAGWE NOCIVICHO VICTORIA	HLANGANANI 4 UNDERBERG KZN	50	58.705	8.8057	67.5107
KZ436	4709210318087	SHOBA BASUKILE	AMAKHUZE UNDERBURG KZN	50	58.705	8.8057	67.5107
KZ436	5701065259087	GAZU MZONDIYANA	AMAKHUZE UNDERBURG KZN	50	58.705	8.8057	67.5107
KZ436	3407025179080	ZONDI SHAYINDUNA	HOUSE	50	58.705	8.8057	67.5107
KZ436	6403080368087	LUSHABA LINDIWE EMILY	AMAKHUZE UNDERBURG KZN	50	58.705	8.8057	67.5107
KZ436	9003281385083	NYIDE NCAMISILE NOBUHLE	HLANGANANI 4 UNDERBERG KZN	50	58.705	8.8057	67.5107
KZ436	630725874086	SHOBA BHEKISSA	AMAQADI NCWADI DEEPPDALE S1 HOWICK KZN OU	50	58.705	8.8057	67.5107
KZ436	5806015358083	MALOZI STHAMBISO MICHAEL	HLANGANANI 4 UNDERBERG KZN	50	58.705	8.8057	67.5107
KZ436	7106096547088	MBAMBISO ZWENKIBI BARNABAS	AMAQADI NCWADI DEEPPDALE S1 HOWICK KZN OU	50	58.705	8.8057	67.5107
KZ436	6104110705088	CHONICO JABULILE VICTORIA	KILMUN	50	58.705	8.8057	67.5107
KZ436	6804040935081	ZINKODE JABULILE	KILMUN	50	58.705	8.8057	67.5107
KZ436	6710085564084	ZONDI MARTIN	Brick House	50	58.705	8.8057	67.5107
KZ436	6006045886083	ZONDI MZONIANA	KILMUN	50	58.705	8.8057	67.5107
KZ436	6610101324085	INTOLO BUYISIWE	KILMUN	50	58.705	8.8057	67.5107
KZ436	6506155438088	KHUBONI ZWELINJANE JOSEPH	AMAKHUZE UNDERBURG KZN	50	58.705	8.8057	67.5107
KZ436	7611155374082	MINGUNI MKHONGISENI	AMAKHUZE UNDERBURG KZN	50	58.705	8.8057	67.5107
KZ436	5612245235087	DLANGISA ZIBUSE SIGIDLA	AMAKHUZE UNDERBURG KZN	50	58.705	8.8057	67.5107
KZ436	6509220785087	MKHIZE KHULUMILE	KILMUN	50	58.705	8.8057	67.5107
KZ436	9305111234088	IME LINDIWE	KILMUN	50	58.705	8.8057	67.5107
KZ436	5503290726080	MINGUNI CELINE	KILMUN	50	58.705	8.8057	67.5107
KZ436	5203215379087	INYAWOSE GIDIYONI	KILMUN	50	58.705	8.8057	67.5107
KZ436	6310100994083	RADEBE MABHEKILE	KILMUN	50	58.705	8.8057	67.5107
KZ436	5005030862084	RADEBE ZISAKHE	KILMUN	50	58.705	8.8057	67.5107
KZ436	9204285915087	NGCOSO MILONDI OSCAR	KILMUN	50	58.705	8.8057	67.5107
KZ436	8609070908082	XABA CINTHIA NOKULUNGA	KILMUN	50	58.705	8.8057	67.5107
KZ436	670805062082	INTOLO ROSINA	HLANGANANI S1 IKOPO KZN OU	50	58.705	8.8057	67.5107
KZ436	731200213081	DLAMINI BUSISIWE	AMAKHUZE UNDERBURG KZN	50	58.705	8.8057	67.5107
KZ436	6208110631065	VILAKAZI DINA QABULILE	AMAQADI NCWADI DEEPPDALE S1 HOWICK KZN OU	50	58.705	8.8057	67.5107
KZ436	6912151201084	MKHIZE NOMFANEKO PURITY	AMAKHUZE UNDERBURG KZN	50	58.705	8.8057	67.5107
KZ436	5406100920085	NDOLOU THANDI	KILMUN	50	58.705	8.8057	67.5107
KZ436	7906080985089	DLAMINI PRINCESS ZITHILELE	AMAKHUZE UNDERBURG KZN	50	58.705	8.8057	67.5107
KZ436	6305040231087	KHUBONE HLALELENI BONISWE	AMAKHUZE UNDERBURG KZN	50	58.705	8.8057	67.5107
KZ436	7809026269084	JAMA BHIZA	KILMUN	50	58.705	8.8057	67.5107
KZ436	4104075330080	SHOBA VELASINGAZI	KILMUN	50	58.705	8.8057	67.5107
KZ436	8408195365082	SHOBA BONGINKOSI	AMAKHUZE UNDERBURG KZN	50	58.705	8.8057	67.5107
KZ436	8704060390084	MINGUNI LUNGISILE THEMBELIHLE	AMAKHUZE UNDERBURG KZN	50	58.705	8.8057	67.5107
KZ436	60122001056081	INSINDANE THANDIWE	KILMUN	50	58.705	8.8057	67.5107

MUNIC CODE	INAT_ID	NAME	ADDRESS	KWH UNITS	CLAIMED_INDN_VAT	CLAIMED_VAT	CLAIM TOTAL
KZ436	7603061344085	DUMA VUYISILE	OBHUKWINI	50	58.705	8.8057	67.5107
KZ436	4503170293087	KHANWYLE CORNELIA	KILWIUN	50	58.705	8.8057	67.5107
KZ436	7507051137088	MTOLO NANA	KILWIUN	50	58.705	8.8057	67.5107
KZ436	7002050932085	INTSHIZA DUDUZILE	KILWIUN	50	58.705	8.8057	67.5107
KZ436	820995734085	IMADUNA VITUS SIPHELELE	HLANGANANI S1 IKOPO KZN OU	50	58.705	8.8057	67.5107
KZ436	8408300689087	IMTHEMBU NTOMBIKHONA	AMAKHUZE UNDERBURG KZN	50	58.705	8.8057	67.5107
KZ436	5810240174083	IMKHEZU SHUMISILE	KILWIUN	50	58.705	8.8057	67.5107
KZ436	6306260397083	DLAMINI XULILE	AMAKHUZE UNDERBURG KZN	50	58.705	8.8057	67.5107
KZ436	4507240372086	NZIMANDE THITHI REMEGIA	AMAKHUZE UNDERBURG KZN	50	58.705	8.8057	67.5107
KZ436	9405272051080	SOMHELA NTOMBEZHINLE	AMAKHUZE UNDERBURG KZN	50	58.705	8.8057	67.5107
KZ436	7511300521082	INGUBANE ZANDILE DOTREEN XOLISWA	AMAKHUZE UNDERBURG KZN	50	58.705	8.8057	67.5107
KZ436	5001295704087	NGUBANE ZANDILE DOTREEN XOLISWA	AMAKHUZE UNDERBURG KZN	50	58.705	8.8057	67.5107
KZ436	5801295704087	NGUBANE ZANDILE DOTREEN XOLISWA	AMAKHUZE UNDERBURG KZN	50	58.705	8.8057	67.5107
KZ436	7306060882087	NZIMANDE ZINHLE DOROTHY	AMAKHUZE UNDERBURG KZN	50	58.705	8.8057	67.5107
KZ436	6512280536081	NDLELA LINDENI	AMAKHUZE UNDERBURG KZN	50	58.705	8.8057	67.5107
KZ436	8101250958087	ZIKODE DUDUZILE	KILWIUN	50	58.705	8.8057	67.5107
KZ436	7210105606085	IBHENGU NONHLANHLA	KILWIUN	50	58.705	8.8057	67.5107
KZ436	6912252127089	SOKHELO ZAKHELE	KILWIUN	50	58.705	8.8057	67.5107
KZ436	7504175304082	MALEVU VUKANI MICHAEL	AMAKHUZE UNDERBURG KZN	50	58.705	8.8057	67.5107
KZ436	7412280768086	ZONDI NOMQANDELO	AMAKHUZE UNDERBURG KZN	50	58.705	8.8057	67.5107
KZ436	7307250746080	ZULU NOBUHLE FLORENCE	AMAKHUZE UNDERBURG KZN	50	58.705	8.8057	67.5107
KZ436	6606061320089	IKHIZE FISANI PRIME ROSE	AMAKHUZE UNDERBURG KZN	50	58.705	8.8057	67.5107
KZ436	5301095078080	RADEBE NOBUHLE	CORINTH S1 IKOPO KZN OU	50	58.705	8.8057	67.5107
KZ436	8006156474081	SHELENBE MANDLENKOSI ROBENSON	AMAKHUZE UNDERBURG KZN	50	58.705	8.8057	67.5107
KZ436	4608070488089	IMADLALA CLEMENTIA NCAMGILE	AMAKHUZE UNDERBURG KZN	50	58.705	8.8057	67.5107
KZ436	808520368087	DLAMINI MIRRIAM	NKWEZILA	50	58.705	8.8057	67.5107
KZ436	4702025417087	GUMEDE SIPHWE RICHARD	AMAKHUZE UNDERBURG KZN	50	58.705	8.8057	67.5107
KZ436	8408245617086	XABA NJABULO IMGOSHE	AMAKHUZE UNDERBURG KZN	50	58.705	8.8057	67.5107
KZ436	5007270232085	IMNCWABE CONSTANCE ZAKHONA	CORINTH S1 IKOPO KZN OU	50	58.705	8.8057	67.5107
KZ436	7801250474081	IMBANWYA JABULISILE	AMAKHUZE UNDERBURG KZN	50	58.705	8.8057	67.5107
KZ436	690903551085	DLAMINI SIBUSISO ROBERT	AMAKHUZE UNDERBURG KZN	50	58.705	8.8057	67.5107
KZ436	5104175472088	IKHUMALO SHAYITZWE VITUS	AMAKHUZE UNDERBURG KZN	50	58.705	8.8057	67.5107
KZ436	5001245236081	DLAMINI FELAKHE	AMAKHUZE UNDERBURG KZN	50	58.705	8.8057	67.5107
KZ436	6502260708085	DLAMINI MTHEKU MEDRINA	AMAKHUZE UNDERBURG KZN	50	58.705	8.8057	67.5107
KZ436	4402020718083	SHEZI QONDEKILE	AMAKHUZE UNDERBURG KZN	50	58.705	8.8057	67.5107
KZ436	6206081023084	LUKHOKO NOKUZOLA	AMAKHUZE UNDERBURG KZN	50	58.705	8.8057	67.5107
KZ436	5607310398083	IMEMELA PHILISWE MATHOTHO	Traditional house	50	58.705	8.8057	67.5107
KZ436	5408260532080	DUMAKUDE KIKI PHYLLIS	SUN CITY BULWER PMB KZN	50	58.705	8.8057	67.5107
KZ436	7809100107082	INDLADLA NOMTHANDAZO	SUN CITY BULWER PMB KZN	50	58.705	8.8057	67.5107
KZ436	7312300713080	DLAMINI BUSISWE	TRADITIONAL HOUSE	50	58.705	8.8057	67.5107
KZ436	8212090759081	NZIMANDE SPOINGILE	AMAKHUZE UNDERBURG KZN	50	58.705	8.8057	67.5107
KZ436	6106030417082	IMAKHANYA IRENE	AMAKHUZE UNDERBURG KZN	50	58.705	8.8057	67.5107
KZ436	6008035304089	ZIKODE SOLOMON	TRADITIONAL HOUSE	50	58.705	8.8057	67.5107
KZ436	8311030724085	DLAMINI CABANGILE LUNGELENI	AMAKHUZE UNDERBURG KZN	50	58.705	8.8057	67.5107
KZ436	6210102178083	SIBISI INGENZENI DONIS	AMAKHUZE UNDERBURG KZN	50	58.705	8.8057	67.5107
KZ436	5807070817086	ZIKODE ZITUSILE DORAH	AMAKHUZE UNDERBURG KZN	50	58.705	8.8057	67.5107
KZ436	5101017824088	MNGUNI INGENAYISE	AMAKHUZE UNDERBURG KZN	50	58.705	8.8057	67.5107
KZ436	4505040201083	GAMBU HLALELENI	AMAKHUZE UNDERBURG KZN	50	58.705	8.8057	67.5107
KZ436	7408249405085	ZONDI ZITHOBILE	AMAKHUZE UNDERBURG KZN	50	58.705	8.8057	67.5107
KZ436	5604050420866	LOCATTA TSHOBA	AMAKHUZE UNDERBURG KZN	50	58.705	8.8057	67.5107
KZ436	6802204509080	INDLOVU PHUMIZILE ANNASTASIA	AMAKHUZE UNDERBURG KZN	50	58.705	8.8057	67.5107
KZ436	5512255232083	IMQANIELWA MUSAWETOM MNCWABE	AMAKHUZE UNDERBURG KZN	50	58.705	8.8057	67.5107
KZ436	8112055521087	SILULEKO EMMANUEL SHOBA	AMAKHUZE UNDERBURG KZN	50	58.705	8.8057	67.5107
KZ436	4512160179081	DAVIDA BADELISE SHOBA	AMAKHUZE UNDERBURG KZN	50	58.705	8.8057	67.5107
KZ436	6408090355081	ELIZABETH INQOLIWANE SHOBA	AMAKHUZE UNDERBURG KZN	50	58.705	8.8057	67.5107
KZ436	7109070493089	THOKOZILE BABONGILE MJARA	AMAKHUZE UNDERBURG KZN	50	58.705	8.8057	67.5107
KZ436	810505820087	LINDOKWAKHE DLAMINI	AMAKHUZE UNDERBURG KZN	50	58.705	8.8057	67.5107
KZ436	6601100718088	LINDIWE SINGO SHOBA	AMAKHUZE UNDERBURG KZN	50	58.705	8.8057	67.5107
KZ436	5301240422086	LUMBO ZWELELE SHOBA	AMAKHUZE UNDERBURG KZN	50	58.705	8.8057	67.5107
KZ436	4701010431087	SHOBA BAPULILE CATHERINA	AMAKHUZE UNDERBURG KZN	50	58.705	8.8057	67.5107
KZ436	8311281076086	DLAMINI THOBKILE VENENCIA	AMAKHUZE UNDERBURG KZN	50	58.705	8.8057	67.5107
KZ436	7401085315086	SHOBA BHERISICGINO ANDRIAS	AMAKHUZE UNDERBURG KZN	50	58.705	8.8057	67.5107

MUNIC CODE	NAT ID	NAME	ADDRESS	RWH UNITS	CLAIMED_NON_VAT	CLAIMED_VAT	CLAIM TOTAL
KZ436	830409055085	KHANYEZI THULISILE SIBONGILE	AMAKHUZE UNDERBERG KZN OU	50	58.705	8.8057	67.5107
KZ436	541203087080	SHOBA CUPHINI MERCY	AMAKHUZE UNDERBERG KZN OU	50	58.705	8.8057	67.5107
KZ436	3909160172085	SHOBA NYANISILE	AMAKHUZE UNDERBERG KZN OU	50	58.705	8.8057	67.5107
KZ436	650445320087	SHOBA MPYENGEWE JOHANNES	AMAKHUZE UNDERBERG KZN OU	50	58.705	8.8057	67.5107
KZ436	5507105797087	SHOBA ZIBONELE LOYI	AMAKHUZE UNDERBERG KZN OU	50	58.705	8.8057	67.5107
KZ436	6210045348082	SHOBA VIKINDABA MICHAEL	AMAKHUZE UNDERBERG KZN OU	50	58.705	8.8057	67.5107
KZ436	8512305811081	SHOBA PHAKAMANI	AMAKHUZE UNDERBERG KZN OU	50	58.705	8.8057	67.5107
KZ436	9203301449089	NZIMANDE ZANILE	AMAKHUZE UNDERBERG KZN OU	50	58.705	8.8057	67.5107
KZ436	8909200593089	SHOBA OCTAVIA ZETHU	AMAKHUZE UNDERBERG KZN OU	50	58.705	8.8057	67.5107
KZ436	9309218182086	DLAMINI NONDUMISO	AMAKHUZE UNDERBERG KZN OU	50	58.705	8.8057	67.5107
KZ436	4609240571089	SHOBA CUPHINI THOLANI	AMAKHUZE UNDERBERG KZN OU	50	58.705	8.8057	67.5107
KZ436	40092110491087	DLAMINI NOMUKUMA CELANI	AMAKHUZE UNDERBERG KZN OU	50	58.705	8.8057	67.5107
KZ436	6802280429088	PHUNGULA THEMBISILE	AMAKHUZE UNDERBERG KZN OU	50	58.705	8.8057	67.5107
KZ436	501112073082	DLAMINI NOMATEZI MESSIANA	AMAKHUZE UNDERBURG KZN	50	58.705	8.8057	67.5107
KZ436	65101330654082	DLAMINI BADINGILE THUSHUZA	AMAKHUZE UNDERBURG KZN	50	58.705	8.8057	67.5107
KZ436	4506135204081	SHOBA MGOBO	AMAKHUZE UNDERBURG KZN	50	58.705	8.8057	67.5107
KZ436	75084040518081	MDLADLA CLAUDIA	TRADITIONAL HOUSE	50	58.705	8.8057	67.5107
KZ436	630305934089	KHUBONE CECE CYPRIAN	EHLABENI UNDERBERG KZN OU	50	58.705	8.8057	67.5107
KZ436	5905165754081	SHOBA MFANISENI THERUS	AMAKHUZE UNDERBURG KZN	50	58.705	8.8057	67.5107
KZ436	6404106080086	ITOLO SPHATA	AMAKHUZE UNDERBURG KZN	50	58.705	8.8057	67.5107
KZ436	6509179069081	SHEZI THAMSAQQA MASTER	SINKONKONKO UNDERBERG KZN OU	50	58.705	8.8057	67.5107
KZ436	74070935561083	NGOBO MZWANDILE	EQUILASHE UNDERBERG KZN	50	58.705	8.8057	67.5107
KZ436	4301200329082	PHOSWA BACHTHILE CLEMENTIA	INOMANDLOYU DONNYROOK KPOPO KZN	50	58.705	8.8057	67.5107
KZ436	6311135456080	MBANUWA KWEMBE DLEZAKHE	EQUILASHE UNDERBERG KZN OU	50	58.705	8.8057	67.5107
KZ436	6507055814089	SHOBA BHOTYI GEDION	EQUILASHE UNDERBERG KZN OU	50	58.705	8.8057	67.5107
KZ436	4207240271087	MDLADLA ELSINAH	AMAKHUZE UNDERBURG KZN	50	58.705	8.8057	67.5107
KZ436	8206121263086	SOSIBO SIBONGILE PERCIFIC	BRICK HOUSE	50	58.705	8.8057	67.5107
KZ436	5908115740085	MEMELA FANIZO	AMAKHUZE UNDERBURG KZN	50	58.705	8.8057	67.5107
KZ436	5201080579081	MIVA SIZANI P	QULASHE UNDERBURG KZN	50	58.705	8.8057	67.5107
KZ436	7310070945080	LANGA BUTISILE PAULINE	NKWEZELA BULLWER KZN	50	58.705	8.8057	67.5107
KZ436	8904275498082	DLAMINI BONISTWE	AMAKHUZE UNDERBURG KZN	50	58.705	8.8057	67.5107
KZ436	6904215386087	PHUNGULA LUNGISANI	AMAKHUZE UNDERBURG KZN	50	58.705	8.8057	67.5107
KZ436	1301010101013	KHUMALO NTOMBONKHE	AMAKUZA UNDERBURG KZN	50	58.705	8.8057	67.5107
KZ436	8308151250080	MBANUWA THULISILE ANNAOLETA	Traditional	50	58.705	8.8057	67.5107
KZ436	7111075549083	LINDA ZISEBENZELE	AMAKUZA UNDERBURG KZN	50	58.705	8.8057	67.5107
KZ436	8409250525081	MTHEMBU SANELISWE CORNELIA	QULASHE UNDERBURG KZN	50	58.705	8.8057	67.5107
KZ436	7804241079084	SHOBA CLAUDIA NCAMISILE	AMAKHUZE UNDERBURG KZN	50	58.705	8.8057	67.5107
KZ436	7909200849086	KHWELA EUGENIA NONTOKOZO	HLABENI S1 UNDERBERG KZN	50	58.705	8.8057	67.5107
KZ436	7705190584083	MAYHANYA CRESSENTIA	TRANSOFARMER ZONE PBT25	50	58.705	8.8057	67.5107
KZ436	8205255825082	MNCWABE FRANCIS MBOGENI	TRADITIONAL HOUSE	50	58.705	8.8057	67.5107
KZ436	6202150488084	INVUMBU SHANAZANA CLEMENTINE	Traditional	50	58.705	8.8057	67.5107
KZ436	5510010718081	MTHEYANE THEMBI	AMAKUZA UNDERBURG KZN	50	58.705	8.8057	67.5107
KZ436	7707260218089	NKELE THOBILE EUNICE	Traditional House	50	58.705	8.8057	67.5107
KZ436	5901195383087	MKHIZE JOSEPH LUI	AMAKHUZE UNDERBURG KZN	50	58.705	8.8057	67.5107
KZ436	1301010101013	MDLADLA PETRUS	ENKELBANTWANA S1 UNDERBERG KZN	50	58.705	8.8057	67.5107
KZ436	711135667088	LINDA HLANGAMANI MOSES	HOUSE	50	58.705	8.8057	67.5107
KZ436	5109020565086	SHEZI PIKOLANA FIKELPHI	AMAKUZA S1 UNDERBERG KZN OU	50	58.705	8.8057	67.5107
KZ436	5005040567087	MINGUNI BATHINI QIKI	AMAKUZA S1 UNDERBERG KZN OU	50	58.705	8.8057	67.5107
KZ436	4703190590088	MSHENGU NOMANDLA	AMAKUZA S1 UNDERBERG KZN OU	50	58.705	8.8057	67.5107
KZ436	6506240484089	SHABALALA ZANDILE	AMAKUZA S1 UNDERBERG KZN OU	50	58.705	8.8057	67.5107
KZ436	81010141452080	MINGUNI LONDERKA BAFIKILE	TRADITIONAL HOUSE	50	58.705	8.8057	67.5107
KZ436	4303050209083	DLAMINI JABULILE VERANCA	AMAKUZA S1 UNDERBERG KZN OU	50	58.705	8.8057	67.5107
KZ436	2801040277088	MINGUNI NELANI	AMAKUZA S1 UNDERBURG KZN	50	58.705	8.8057	67.5107
KZ436	5804050217082	KHANYILE SIZAKELE CHRISTINA	AMAKUZA S1 UNDERBURG KZN	50	58.705	8.8057	67.5107
KZ436	8806056330089	MNGUNI ZIBONELE	AMAKUZA S1 UNDERBURG KZN	50	58.705	8.8057	67.5107
KZ436	6302100471089	MBANUWA ZENZILE NOPHUTHUMA	AMAKUZA S1 UNDERBURG KZN OU	50	58.705	8.8057	67.5107
KZ436	6105280274084	LANGA HLEKISILE FUMAPHI	AMAKUZA S1 UNDERBURG KZN OU	50	58.705	8.8057	67.5107
KZ436	6703100268088	IMBATHA NOPELANI ZABALAZILE	AMAKUZA S1 UNDERBURG KZN OU	50	58.705	8.8057	67.5107
KZ436	5512150463080	DLAMINI LUKIZILE ASTERIA	AMAKUZA S1 UNDERBURG KZN OU	50	58.705	8.8057	67.5107
KZ436	3704100405087	MINGUNI GUGILE	AMAKUZA S1 UNDERBURG KZN OU	50	58.705	8.8057	67.5107
KZ436	8808260642085	JAMA HLENGIWE CYNTHIA	AMAKUZA S1 UNDERBURG KZN OU	50	58.705	8.8057	67.5107
KZ436	8908051075089	MINGUNI ZINHELE ZETHU	AMAKUZA S1 UNDERBURG KZN OU	50	58.705	8.8057	67.5107
KZ436	851125652087	JAMA KHULEKANI	AMAKUZA S1 UNDERBURG KZN OU	50	58.705	8.8057	67.5107

MUNIC CODE	MAT ID	NAME	ADDRESS	KWH UNITS	CLAIMED_NON_VAT	CLAIMED_VAT	CLAIM TOTAL
KZ436	8812140771080	LINDA BUSISWE FORTUNATE	AMAKUZA S1 UNDERBERG KZN OU	50	58.705	8.8057	67.5107
KZ436	4603135539085	MINGUNI MZOLITHWAYO	AMAKUZA S1 UNDERBERG KZN OU	50	58.705	8.8057	67.5107
KZ436	5401060734089	MINGUNI MANAKAZI VENENCIA	AMAKUZA S1 UNDERBERG KZN OU	50	58.705	8.8057	67.5107
KZ436	690170366085	JAMA ZAMEKLE MARIA	AMAKUZA S1 UNDERBERG KZN OU	50	58.705	8.8057	67.5107
KZ436	4701190340082	MINGUNI THOBELANI SYLVESIA	AMAKUZA S1 UNDERBERG KZN OU	50	58.705	8.8057	67.5107
KZ436	6306190381082	MINGUNI MPHOSI NTOMBIBUTHI	AMAKUZA S1 UNDERBERG KZN OU	50	58.705	8.8057	67.5107
KZ436	6002180595084	LINDA TSHAYAZANE	AMAKUZA S1 UNDERBERG KZN OU	50	58.705	8.8057	67.5107
KZ436	8711005565081	LINDA SBONGISENI	AMAKUZA S1 UNDERBERG KZN OU	50	58.705	8.8057	67.5107
KZ436	7201045550082	KHANYILE MATHONGO PUTRUS	AMAKUZA UNDERBURG KZN	50	58.705	8.8057	67.5107
KZ436	5711230255082	DLAMINI NOKUTHULA ZANDILE	AMAKUZA S1 UNDERBERG KZN OU	50	58.705	8.8057	67.5107
KZ436	7401065357082	MCHUNU SHPIWE SOLANUS	AMAKUZA S1 UNDERBERG KZN OU	50	58.705	8.8057	67.5107
KZ436	6606270416082	LINDA SIZENI VELILE	AMAKUZA S1 UNDERBERG KZN	50	58.705	8.8057	67.5107
KZ436	9401061321080	INZIMANDE ZETHU	AMAKUZA S1 UNDERBERG KZN OU	50	58.705	8.8057	67.5107
KZ436	7712180850086	MINGUNI NONHLAMHLA EUNICE	AMAKUZA S1 UNDERBERG KZN OU	50	58.705	8.8057	67.5107
KZ436	7411080467089	MINGUNI THOKOZANI JABULILE	AMAKUZA S1 UNDERBERG KZN OU	50	58.705	8.8057	67.5107
KZ436	7609240544087	LOLI NOMBHO TERESSA	AMAKUZA S1 UNDERBERG KZN OU	50	58.705	8.8057	67.5107
KZ436	5001280198089	CEBEKHULU GUGU BAFIKILE	AMAKUZA S1 UNDERBERG KZN OU	50	58.705	8.8057	67.5107
KZ436	7611080910081	ZUMA PRINCES BOMISILE	AMAKUZA S1 UNDERBERG KZN OU	50	58.705	8.8057	67.5107
KZ436	490202027080	ZUMA NOMATHEMBA HOMISTA	AMAKUZA S1 UNDERBERG KZN OU	50	58.705	8.8057	67.5107
KZ436	5207060296080	IMBATHA SIZENI MAGAGRET	AMAKUZA S1 UNDERBERG KZN OU	50	58.705	8.8057	67.5107
KZ436	810704074087	MINGUNI CATHERINE LETHIWE	AMAKUZA S1 UNDERBERG KZN OU	50	58.705	8.8057	67.5107
KZ436	8407250576086	CEBEKHULU THENIWE SYLVIA	AMAKUZA S1 UNDERBERG KZN OU	50	58.705	8.8057	67.5107
KZ436	5005220719086	LANGA NOMAGUGU STEPHANIA	AMAKUZA S1 UNDERBERG KZN OU	50	58.705	8.8057	67.5107
KZ436	7502021691082	KUBONE NELUSWE SYLVIA	AMAKUZA S1 UNDERBURG KZN	50	58.705	8.8057	67.5107
KZ436	2410100806081	KHATI NOMAYE	AMAKUZA S1 UNDERBERG KZN OU	50	58.705	8.8057	67.5107
KZ436	7212140966080	SIHLEZANA DJUMAZILE	TRADITIONAL HOUSE	50	58.705	8.8057	67.5107
KZ436	7801300371089	ZUMA THABILE	EHLANE AREA	50	58.705	8.8057	67.5107
KZ436	6209100800086	ZUMA FLORAH LUNGELANI	AMAKUZA S1 UNDERBERG KZN OU	50	58.705	8.8057	67.5107
KZ436	5706060455083	MINGUNI SIMANGA GLADYS	AMAKUZA S1 UNDERBERG KZN OU	50	58.705	8.8057	67.5107
KZ436	6512020733083	IMBANUWA PHILLIPINE IRENE	AMAKUZA S1 UNDERBERG KZN OU	50	58.705	8.8057	67.5107
KZ436	5306050802087	SHEZI NOMABULAZI CATHRINE	AMAKUZA UNDERBURG KZN	50	58.705	8.8057	67.5107
KZ436	7210151207089	LINDA RITA GABISILE	AMAKUZE UNDERBURG KZN	50	58.705	8.8057	67.5107
KZ436	2902025284089	LINDA DLUBULA NICHOLAS	AMAKUZA S1 UNDERBERG KZN OU	50	58.705	8.8057	67.5107
KZ436	8303120346080	PHUNGULA BAWINILE	AMAKUZA UNDERBURG KZN	50	58.705	8.8057	67.5107
KZ436	770250952083	LINDA VAMISILE CYRTHAI	AMAKUZA S1 UNDERBERG KZN OU	50	58.705	8.8057	67.5107
KZ436	7712260711083	IMBANUWA FLORENCE NOKUTHULA	AMAKUZA S1 UNDERBERG KZN OU	50	58.705	8.8057	67.5107
KZ436	4511753293087	MNCWABE GAVINI SIPHWE	AMAKUZA UNDERBURG KZN	50	58.705	8.8057	67.5107
KZ436	7912201109088	KHUMALO THEMBEKILE JOYCE	HLANGANANI	50	58.705	8.8057	67.5107
KZ436	8806110759083	IMBANUWA PROTASIA ZANDILE	AMAKUZA UNDERBURG KZN	50	58.705	8.8057	67.5107
KZ436	6301100273085	DLAMINI BALUNGILE MUNTU EUDA	AMAKUZA S1 UNDERBERG KZN OU	50	58.705	8.8057	67.5107
KZ436	9009250641083	DLAMINI MANGALISILE NOZUKA	AMAKUZA S1 UNDERBERG KZN OU	50	58.705	8.8057	67.5107
KZ436	8910090954084	KHUBONE LUNGISILE	AMAKUZA S1 UNDERBERG KZN OU	50	58.705	8.8057	67.5107
KZ436	7305140534088	LINDA NONHLAMHLA	AMAKUZA S1 UNDERBERG KZN OU	50	58.705	8.8057	67.5107
KZ436	1301010101013	MTHEMBU	HOUSE	50	58.705	8.8057	67.5107
KZ436	7207055857085	DLAMINI JABULANI LEARNARD	HOUSE	50	58.705	8.8057	67.5107
KZ436	7301010357080	LINDA SELLY TSHEKILE	NKWEEZELA UNDERBERG KZN	50	58.705	8.8057	67.5107
KZ436	7610025769083	MTHEMBU DELANI KHAYALAKE	AMAKUZA S1 UNDERBERG KZN OU	50	58.705	8.8057	67.5107
KZ436	7401140905087	MTHEMBU SINDY PRAXEDIS	AMAKUZA S1 UNDERBERG KZN OU	50	58.705	8.8057	67.5107
KZ436	6506200314086	NYINDE BONISWE BEAUTY	AMAKUZA S1 UNDERBERG KZN OU	50	58.705	8.8057	67.5107
KZ436	930125468084	LINDA MONDLI BUSANI	AMAKHUZE UNDERBURG KZN	50	58.705	8.8057	67.5107
KZ436	9109155945082	LINDA INHLAKANIPHO	AMAKUZA S1 UNDERBERG KZN OU	50	58.705	8.8057	67.5107
KZ436	6401079361083	DLAMINI MBUYISELWA HENHRY	AMAKUZA S1 UNDERBERG KZN OU	50	58.705	8.8057	67.5107
KZ436	691025416084	IMBANUWA ERNEST LANGELJHLE	AMAKUZA S1 UNDERBERG KZN OU	50	58.705	8.8057	67.5107
KZ436	7701013384082	KUNENE NONHLAMHLA ETHEL	AMAKUZA S1 UNDERBERG KZN OU	50	58.705	8.8057	67.5107
KZ436	4301115397083	INDLELA MADIYELI	AMAKUZA S1 UNDERBERG KZN OU	50	58.705	8.8057	67.5107
KZ436	7804051129086	IMBANUWA NONKULULEKO	HOUSE	50	58.705	8.8057	67.5107
KZ436	5304130790086	INZIMANDE FLORENCE BABTHILILE	AMAKUZA S1 UNDERBERG KZN OU	50	58.705	8.8057	67.5107
KZ436	930201023081	IMBANUWA NOBUHLE	AMAKUZA S1 UNDERBERG KZN OU	50	58.705	8.8057	67.5107
KZ436	8610245905086	MHLONGO MBONGENI INNOCENT	TRADITIONAL HOUSE	50	58.705	8.8057	67.5107
KZ436	6711060427081	MHLONGO NCAMISILE MAVIS	AMAKUZA S1 UNDERBERG KZN OU	50	58.705	8.8057	67.5107
KZ436	7109230403083	IMBANUWA GULAU	AMAKUZA S1 UNDERBERG KZN OU	50	58.705	8.8057	67.5107
KZ436	7210210090882	MINGUNI DINWAHINI	TRADITIONAL HOUSE	50	58.705	8.8057	67.5107
KZ436	6711300309081	PHUNGULA MSIZI INNOCENT	AMAKUZA S1 UNDERBERG KZN OU	50	58.705	8.8057	67.5107

MUNIC CODE	NAT ID	NAME	ADDRESS	KWH UNITS	CLAIMED_NON_VAT	CLAIMED_VAT	CLAIM TOTAL
KZ436	81032115521083	MBANUWA NKOLISI KHEHLO	AMAKUZA S1 UNDERBERG KZN OU	50	58.705	8.8057	67.5107
KZ436	6608040599083	MBANUWA NTOMBIZINI DUDUZILE	AMAKUZA S1 UNDERBERG KZN OU	50	58.705	8.8057	67.5107
KZ436	8406036421080	PHUNGULA ZAKHELE	AMAKUZA S1 UNDERBERG KZN OU	50	58.705	8.8057	67.5107
KZ436	6103120672080	PHUNGULA THOKOZANI GRACIA	AMAKUZA S1 UNDERBERG KZN OU	50	58.705	8.8057	67.5107
KZ436	6609100475088	NTSHIZA MAKHOSI	AMAKUZA S1 UNDERBERG KZN OU	50	58.705	8.8057	67.5107
KZ436	9301041309082	DLAMINI YUMILE	AMAKUZA S1 UNDERBERG KZN OU	50	58.705	8.8057	67.5107
KZ436	6712121020089	KUNENE BADINGILE MONICA	AMAKUZA S1 UNDERBERG KZN OU	50	58.705	8.8057	67.5107
KZ436	7809181001089	KUNENE WINILE PROTASIA	AMAKUZA S1 UNDERBERG KZN OU	50	58.705	8.8057	67.5107
KZ436	5805020452089	CHYA DUDUZILE	TRADITIONAL HOUSE	50	58.705	8.8057	67.5107
KZ436	4702250422089	MLOTSHWA CATHERINE	Brick House	50	58.705	8.8057	67.5107
KZ436	5001100103087	MITYA SELINA NOLINDELA	AMAKUZA S1 UNDERBERG KZN OU	50	58.705	8.8057	67.5107
KZ436	4502185471084	MNGUNI MZONIZIMA ERASMUS	AMAKUZA S1 UNDERBERG KZN OU	50	58.705	8.8057	67.5107
KZ436	9107211148088	DLAMINI LULEKA MAVIS	AMAKUZA S1 UNDERBERG KZN OU	50	58.705	8.8057	67.5107
KZ436	8108120580082	KHUBONE GOODNESS THANDIKA	AMAKUZA S1 UNDERBERG KZN OU	50	58.705	8.8057	67.5107
KZ436	5709280282085	MNGUNI DUDUZILE PRAXEDIS	AMAKUZA S1 UNDERBERG KZN OU	50	58.705	8.8057	67.5107
KZ436	6808160501086	KUNENE LUNGELENI PATIENCE	AMAKUZA S1 UNDERBERG KZN OU	50	58.705	8.8057	67.5107
KZ436	8505135618088	NZIMANDE SANDILE	AMAKUZA S1 UNDERBERG KZN OU	50	58.705	8.8057	67.5107
KZ436	6008285300083	KHUBONE MZONGANI	NKELABANTWANA BULLWER KZN	50	58.705	8.8057	67.5107
KZ436	6807075834087	KUNENE MHLANGAKHULA VITUS	AMAKUZA S1 UNDERBERG KZN OU	50	58.705	8.8057	67.5107
KZ436	3201040504087	KUNENE NOMAKWITI CORNELIA	AMAKUZA S1 UNDERBERG KZN OU	50	58.705	8.8057	67.5107
KZ436	8001120904081	MNGUNI KWENZILE BRIDGET	AMAKUZA S1 UNDERBERG KZN OU	50	58.705	8.8057	67.5107
KZ436	5902140000083	DLAMINI FIKILE WINNIFERIDAH	AMAKUZA S1 UNDERBERG KZN OU	50	58.705	8.8057	67.5107
KZ436	6203080945085	MHLUNGU FIKILE PATRICIA	AMAKUZA S1 UNDERBERG KZN OU	50	58.705	8.8057	67.5107
KZ436	6607155521087	ZUMA MLAMULI ALFRED	AMAKUZA S1 UNDERBERG KZN OU	50	58.705	8.8057	67.5107
KZ436	8001016354086	KHUBONI NKOSINATHI	AMAKUZA S1 UNDERBERG KZN OU	50	58.705	8.8057	67.5107
KZ436	4711010339081	KHUBONI THEMBANI GENEROSA	TRADITIONAL HOUSE	50	58.705	8.8057	67.5107
KZ436	3706300237087	MKELWANI MKELENI	AMAKUZA S1 UNDERBERG KZN OU	50	58.705	8.8057	67.5107
KZ436	6510201075084	NKOMO ZOLEKA	AMAKUZA S1 UNDERBERG KZN OU	50	58.705	8.8057	67.5107
KZ436	7122270371085	ZUMA CLEMENCIA	Brick House	50	58.705	8.8057	67.5107
KZ436	7702220767085	DLAMINI THANDAZILE PATRICIA	AMAKUZA S1 UNDERBERG KZN OU	50	58.705	8.8057	67.5107
KZ436	9605115632082	DLAMINI ZAKHE LIFE	AMAKUZA S1 UNDERBERG KZN OU	50	58.705	8.8057	67.5107
KZ436	9510130834087	MNGUNI XOLISILE	AMAKUZA S1 UNDERBERG KZN OU	50	58.705	8.8057	67.5107
KZ436	8911120847082	MAGOSO NOSIPHU PROTASIA	AMAKUZA S1 UNDERBERG KZN OU	50	58.705	8.8057	67.5107
KZ436	8810120771088	INDLANGISA NELISWA	AMAKUZA S1 UNDERBERG KZN OU	50	58.705	8.8057	67.5107
KZ436	5907110786085	IMEVELA BATOKILE THERESSA	AMAKUZA S1 UNDERBERG KZN OU	50	58.705	8.8057	67.5107
KZ436	7305040779080	DLAMINI BHAZINI	AMAKUZA S1 UNDERBERG KZN OU	50	58.705	8.8057	67.5107
KZ436	5402255672084	LINDA SIBANGANI ALEX	AMAKUZA S1 UNDERBERG KZN OU	50	58.705	8.8057	67.5107
KZ436	6403125820084	LINDA ALBERT ZIMISE	AMAKUZA S1 UNDERBERG KZN OU	50	58.705	8.8057	67.5107
KZ436	5011305447080	MNGUNI MBHEKENI DENNIS	AMAKUZA S1 UNDERBERG KZN OU	50	58.705	8.8057	67.5107
KZ436	1301010101013	INCUBENI M	AMAKUZA S1 UNDERBERG KZN OU	50	58.705	8.8057	67.5107
KZ436	7808070442081	DLAMINI CONSTANCE DELISILE	HOUSE	50	58.705	8.8057	67.5107
KZ436	5306180738086	MINDALI HLEBEKILE KATHRINA	AMAKUZA S1 UNDERBERG KZN OU	50	58.705	8.8057	67.5107
KZ436	5601101066082	SOKHELA NANA	AMAKUZA S1 UNDERBERG KZN OU	50	58.705	8.8057	67.5107
KZ436	8305061154089	MNCHABE SILINDILE	AMAKUZA S1 UNDERBERG KZN OU	50	58.705	8.8057	67.5107
KZ436	5312065289088	MNTUNGWA BHEKINDODA PHILIP	AMAKUZA S1 UNDERBERG KZN OU	50	58.705	8.8057	67.5107
KZ436	8205176089083	ZONDI MUZIWENKOSI	AMAKUZA S1 UNDERBERG KZN OU	50	58.705	8.8057	67.5107
KZ436	6001015833082	BIYASE BHEKINHLANHLA PALU OS	AMAKUZA S1 UNDERBERG KZN OU	50	58.705	8.8057	67.5107
KZ436	8509146073087	DLAMINI BAFANA APPOLIMARIS	AMAKUZA S1 UNDERBERG KZN OU	50	58.705	8.8057	67.5107
KZ436	8609091418083	DLAMINI MANDISA POLITE	AMAKUZA S1 UNDERBERG KZN OU	50	58.705	8.8057	67.5107
KZ436	7810025852081	DLAMINI NICHODEM DUMIRANI	AMAKUZA S1 UNDERBERG KZN OU	50	58.705	8.8057	67.5107
KZ436	4401230589089	INDLOVU NCAWMSILE	AMAKUZA S1 UNDERBERG KZN OU	50	58.705	8.8057	67.5107
KZ436	6502220648083	ZONDI ESLUMA SALAWENZANI	AMAKUZA S1 UNDERBERG KZN OU	50	58.705	8.8057	67.5107
KZ436	8403051159083	KHUBONE HLELIPHI OCTAVIA	AMAKUZA S1 UNDERBERG KZN OU	50	58.705	8.8057	67.5107
KZ436	5102205654085	WESSELS DONATOUS	AMAKUZA S1 UNDERBERG KZN OU	50	58.705	8.8057	67.5107
KZ436	6802290618084	DLAMINI BUTSILE	AMAKUZA S1 UNDERBERG KZN OU	50	58.705	8.8057	67.5107
KZ436	6408290556087	MHLUNGU ZUMERILE MARGARET	AMAKUZA S1 UNDERBERG KZN OU	50	58.705	8.8057	67.5107
KZ436	7208126020082	ZONDI BHEKIZENZO SIKTUS	AMAKUZA S1 UNDERBERG KZN OU	50	58.705	8.8057	67.5107
KZ436	7412010756088	ZONDI VAMSIKILE ELAZEBETH	AMAKUZA S1 UNDERBERG KZN OU	50	58.705	8.8057	67.5107
KZ436	5707235279085	SHEZI MANDLAKAYISE THEOBALD	AMAKUZA S1 UNDERBERG KZN OU	50	58.705	8.8057	67.5107
KZ436	4006160452085	MBOOTHIVE NOZIZWE CECILIA	AMAKUZA S1 UNDERBERG KZN OU	50	58.705	8.8057	67.5107
KZ436	6708225308081	MBANUWA ESTER	AMAKUZA S1 UNDERBERG KZN OU	50	58.705	8.8057	67.5107
KZ436	4907060228089	DLAMINI NOMTHETHO	PHAYINDANE	50	58.705	8.8057	67.5107
KZ436	6601260232086	MBANUWA DELISWE	PHAYINDANE	50	58.705	8.8057	67.5107
KZ436	9608245542080	PHUNGULA SIYABONGA	AMAKUZA S1 UNDERBERG KZN OU	50	58.705	8.8057	67.5107

MUNICIPALITY CODE	NAT ID	NAME	ADDRESS	KWH UNITS	CLAIMED_NON_VAT	CLAIMED_VAT	CLAIM TOTAL
KZ436	751103222086	KHUBONI FIKILE ALEX	AMAKUZA S1 UNDERBERG KZN OU	50	58.705	8.8057	67.5107
KZ436	5012050197088	ZONDI BANYEKILE	AMAKUZA S1 UNDERBERG KZN OU	50	58.705	8.8057	67.5107
KZ436	66042004946089	IMHONGO LINDWE MATILDA	AMAKUZA S1 UNDERBERG KZN OU	50	58.705	8.8057	67.5107
KZ436	8008190481080	BEKWA XABA MARIA SIBONGILE	SCHOOL	50	58.705	8.8057	67.5107
KZ436	7403145948088	DLAMINI VELABENGAZI SIBUSISO	AMAKUZA S1 UNDERBERG KZN OU	50	58.705	8.8057	67.5107
KZ436	4211180366089	MOJAMBELI RATRICE	TRADITIONAL HOUSE	50	58.705	8.8057	67.5107
KZ436	5002040198088	ZONDI BAODUBILE	PHAYINDANE	50	58.705	8.8057	67.5107
KZ436	5010770197088	DLAMINI TY BEATRICE	AMAKUZA S1 UNDERBERG KZN OU	50	58.705	8.8057	67.5107
KZ436	4205120449088	DLAMINI NTOMBI ETHELDRETHA	AMAKUZA S1 UNDERBERG KZN OU	50	58.705	8.8057	67.5107
KZ436	38113270161083	DLAMINI MATUTU LAZAH	AMAKUZA S1 UNDERBERG KZN OU	50	58.705	8.8057	67.5107
KZ436	4808180202089	DLAMINI FAKAZILE ANNA MARIA	AMAKUZA S1 UNDERBERG KZN OU	50	58.705	8.8057	67.5107
KZ436	7909070690081	GAMEDI CABANGILE	AMAKUZA S1 UNDERBERG KZN OU	50	58.705	8.8057	67.5107
KZ436	4701045186086	PHUNGUJA ZUZU TOBAIS	AMAKUZA S1 UNDERBERG KZN OU	50	58.705	8.8057	67.5107
KZ436	5712130176085	DLAMINI LUZIE PETRONELLA	AMAKUZA S1 UNDERBERG KZN OU	50	58.705	8.8057	67.5107
KZ436	7206180313088	DLAMINI BUHLE	PHAYINDANE	50	58.705	8.8057	67.5107
KZ436	9301298222082	MWARA NOMBIKO NTOMBIYEMVELO	PHAYINDANE	50	58.705	8.8057	67.5107
KZ436	9307041086083	MBANUWA BAWEZILE	PHAYINDANE	50	58.705	8.8057	67.5107
KZ436	8409090448080	MTHEMBU GRACIA MAINDY	AMAKUZA S1 UNDERBERG KZN OU	50	58.705	8.8057	67.5107
KZ436	8907115819085	ZONDI LONGELO VICTOR	AMAKUZA S1 UNDERBERG KZN OU	50	58.705	8.8057	67.5107
KZ436	7209251080081	ZONDI ZENZILE TEGLAR	AMAKUZA S1 UNDERBERG KZN OU	50	58.705	8.8057	67.5107
KZ436	9107240791081	MWARA NOMVELO	AMAKUZA S1 UNDERBERG KZN OU	50	58.705	8.8057	67.5107
KZ436	5003085221082	MOTAUING THABO MAHABE	PHAYINDANE	50	58.705	8.8057	67.5107
KZ436	4203210272080	SOSIBCO NOWAZI	AMAKUZA S1 UNDERBERG KZN OU	50	58.705	8.8057	67.5107
KZ436	8012256690083	ZONDI SIBONGISENI PATRIC	AMAKUZA S1 UNDERBERG KZN OU	50	58.705	8.8057	67.5107
KZ436	4712085542088	DLAMINI MTHINWA	TRADITIONAL HOUSE	50	58.705	8.8057	67.5107
KZ436	4708300427089	ZONDI BALESI HILDA	AMAKUZA S1 UNDERBERG KZN OU	50	58.705	8.8057	67.5107
KZ436	59091970761081	PHUNGUJA ANNA THAKATHILE	AMAKUZA S1 UNDERBERG KZN OU	50	58.705	8.8057	67.5107
KZ436	7607010397086	SHEZI BALUNGILE	PHAYINDANE	50	58.705	8.8057	67.5107
KZ436	7003040640085	ZONDI NELISWE LUCIA	AMAKUZA S1 UNDERBERG KZN OU	50	58.705	8.8057	67.5107
KZ436	1301010101013	KHUMALO R	HOUSE	50	58.705	8.8057	67.5107
KZ436	8411056021083	MICWAIRE MUTUSENI DERRICK	TRADITIONAL HOUSE	50	58.705	8.8057	67.5107
KZ436	5508060428080	SHEZI QONDENI	PHAYINDANE	50	58.705	8.8057	67.5107
KZ436	4811065279081	KHUMALO MZONJANI	AMAKUZA S1 UNDERBERG KZN OU	50	58.705	8.8057	67.5107
KZ436	6009200995087	KUNENE BAPHINDILE ROSALIA	AMAKUZA S1 UNDERBERG KZN OU	50	58.705	8.8057	67.5107
KZ436	7908081314087	MBANUWA ZILUNGILE PRISCA	AMAKUZA S1 UNDERBERG KZN OU	50	58.705	8.8057	67.5107
KZ436	4101013092087	ZONDI ANNATOLIA	BHATHINI	50	58.705	8.8057	67.5107
KZ436	8302120960085	INZIMANDE HAPPY	GULASHE	50	58.705	8.8057	67.5107
KZ436	4405310254083	ZONDI NOMATHAMSANQA	AMAKUZA S1 UNDERBERG KZN OU	50	58.705	8.8057	67.5107
KZ436	6004140411089	KHUMALO DINGENI	AMAKUZA S1 UNDERBERG KZN OU	50	58.705	8.8057	67.5107
KZ436	3806150360086	ZULU NOMAKESIXE	TRADITIONAL HOUSE	50	58.705	8.8057	67.5107
KZ436	#807115916082	MBHELE SIFISO	AMAKUZA S1 UNDERBERG KZN OU	50	58.705	8.8057	67.5107
KZ436	6212155986081	ZONDI PHILAMI SIRYAMFUZA	AMAKUZA S1 UNDERBERG KZN OU	50	58.705	8.8057	67.5107
KZ436	7809035600086	MSHENGU RAPHIEL MBHEKISENI	AMAKUZA S1 UNDERBERG KZN OU	50	58.705	8.8057	67.5107
KZ436	7707025502082	DLAMINI GODULUZI ZAKHELE	AMAKUZA S1 UNDERBERG KZN OU	50	58.705	8.8057	67.5107
KZ436	4306100582086	KHUMALO MKOTOSI JANEROSA	AMAKUZA S1 UNDERBERG KZN OU	50	58.705	8.8057	67.5107
KZ436	5711254258086	ZONDI MABONA PETRUS	AMAKUZA S1 UNDERBERG KZN OU	50	58.705	8.8057	67.5107
KZ436	7004500436081	ZONDI XOLISILE CATHERINE	AMAKUZA S1 UNDERBERG KZN OU	50	58.705	8.8057	67.5107
KZ436	8009186022086	ZONDI SIPHAMANDLA INNOCENT	AMAKUZA S1 UNDERBERG KZN OU	50	58.705	8.8057	67.5107
KZ436	6001200991083	ZIKODE ELSE	AMAKUZA S1 UNDERBERG KZN OU	50	58.705	8.8057	67.5107
KZ436	5504030565085	DLAMINI THABISILE MAUREEN	HOUSE	50	58.705	8.8057	67.5107
KZ436	6706240250080	DUMA PHILISWE THEODORAH	HOUSE	50	58.705	8.8057	67.5107
KZ436	6310060700081	MWARA COMARIA	HOUSE	50	58.705	8.8057	67.5107
KZ436	5008170195083	DLAMINI ZAMAKILE GRACIA	QULASHE UNDERBURG KZN	50	58.705	8.8057	67.5107
KZ436	7403115936086	DLAMINI NELISWE SYLVIA	AMAKUZA S1 UNDERBERG KZN OU	50	58.705	8.8057	67.5107
KZ436	7403020876081	MICWAIRE MZWELENI CORNELIUS	AMAKUZA S1 UNDERBERG KZN OU	50	58.705	8.8057	67.5107
KZ436	7908070868085	ZONDI BEATOR FAMILISE	AMAKUZA S1 UNDERBERG KZN OU	50	58.705	8.8057	67.5107
KZ436	8302170482089	MDLANGATHI DUMISILE	AMAKUZA S1 UNDERBERG KZN OU	50	58.705	8.8057	67.5107
KZ436	6411140626089	IMTYA MAVIS	HLABENI BULWER KZN	50	58.705	8.8057	67.5107
KZ436	5509130478089	MDLANGATHI THEMBEKA	AMAKUZA S1 UNDERBERG KZN OU	50	58.705	8.8057	67.5107
KZ436	4906180714085	SHEZI DELISILE	QULASHE UNDERBURG KZN	50	58.705	8.8057	67.5107
KZ436	9002121400086	LINDA THANDEKA	AMAKUZA S1 UNDERBERG KZN OU	50	58.705	8.8057	67.5107
KZ436	7202015976085	ZONDI KHALANGANI DOMINIC	AMAKUZA S1 UNDERBERG KZN OU	50	58.705	8.8057	67.5107
KZ436	79091353501088	MDLANGATHI EUGINE SANDILE	AMAKUZA S1 UNDERBERG KZN OU	50	58.705	8.8057	67.5107
KZ436	8909241459087	ZONDI NOMBUSO	QULASHE UNDERBURG KZN	50	58.705	8.8057	67.5107

MUNIC CODE	MAT ID	NAME	ADDRESS	KWH UNITS	CLAIMED NON VAT	CLAIMED VAT	CLAIM TOTAL
KZ436	7912275847084	DLAMINI CERA	AMAKUZA S1 UNDERBERG KZN OU	50	58.705	8.8057	67.5107
KZ436	5503300478086	ZONDI SWERKILE MAYVIS	AMAKUZA S1 UNDERBERG KZN OU	50	58.705	8.8057	67.5107
KZ436	7204040846087	ZONDI ALEXIA THANDIKA	AMAKUZA S1 UNDERBERG KZN OU	50	58.705	8.8057	67.5107
KZ436	9001230887084	DLAMINI SANELEWIS GOODNESS	AMAKUZA S1 UNDERBERG KZN OU	50	58.705	8.8057	67.5107
KZ436	9108270878087	RADEBE NOKWANDA	AMAKUZA S1 UNDERBERG KZN OU	50	58.705	8.8057	67.5107
KZ436	3702080223082	KUMENE TUNUZA REGINA	AMAKUZA S1 UNDERBERG KZN OU	50	58.705	8.8057	67.5107
KZ436	5901250355082	KUMENE DUMILE CYNTHIA	AMAKUZA S1 UNDERBERG KZN OU	50	58.705	8.8057	67.5107
KZ436	6108220693084	MIVA GETRUDE BATHABILE	AMAKUZA S1 UNDERBERG KZN OU	50	58.705	8.8057	67.5107
KZ436	8901271076008	INDLANGISA THABISILE	AMAKUZA S1 UNDERBERG KZN OU	50	58.705	8.8057	67.5107
KZ436	5512101093087	MTHEMBU THEMBEKILE MARGARET	AMAKUZA S1 UNDERBERG KZN OU	50	58.705	8.8057	67.5107
KZ436	8409146391086	PHOSWA SPHUME	HLABENI S1 KZN OU	50	58.705	8.8057	67.5107
KZ436	5802090780085	ZONDI PHEWANA	Brick House	50	58.705	8.8057	67.5107
KZ436	7707151050088	XABA SIEGFRIEDA NOMA	HLANGANANI S1 KZN OU	50	58.705	8.8057	67.5107
KZ436	7408315430080	MOLADLA THANDUKWAZI	HLANGANANI S1 KZN OU	50	58.705	8.8057	67.5107
KZ436	8904141326087	XABA MANDISA GLORIA	HLANGANANI S1 KZN OU	50	58.705	8.8057	67.5107
KZ436	6605190522086	NZIMANDE PREXEDIS BONISWISWE	AMAKUZA S1 UNDERBERG KZN OU	50	58.705	8.8057	67.5107
KZ436	9003310749085	CHIYA FLORENCE SEBENZILE	AMAKUZA S1 UNDERBERG KZN OU	50	58.705	8.8057	67.5107
KZ436	7601290685088	NZIMANDE KHOIKANI LILIAN	HLANGANANI S1 KZN OU	50	58.705	8.8057	67.5107
KZ436	6906031018086	ZONDI DELISILE BEATRICE	AMAKUZA S1 UNDERBERG KZN OU	50	58.705	8.8057	67.5107
KZ436	870415562082	SIMELANE MALINDELI SIBILISISO	AMAKUZA S1 UNDERBERG KZN OU	50	58.705	8.8057	67.5107
KZ436	8702250485086	SHEZI THANDAZILE CYNTHIA	HLANGANANI S1 KZN OU	50	58.705	8.8057	67.5107
KZ436	7104280490080	DLAMINI FIKILE PRISCA	AMAKUZA S1 UNDERBERG KZN OU	50	58.705	8.8057	67.5107
KZ436	7901280511082	LINDA CABANGILE GLORIA	AMAKUZA S1 UNDERBERG KZN OU	50	58.705	8.8057	67.5107
KZ436	6611200286084	DLAMINI LANDELENI BEATRICE	AMAKUZA S1 UNDERBERG KZN OU	50	58.705	8.8057	67.5107
KZ436	2904125155086	XABA SYANGA	TRADITIONAL HOUSE	50	58.705	8.8057	67.5107
KZ436	670209956087	XABA BALINDILE ROBINAH	AMAKUZA S1 UNDERBERG KZN OU	50	58.705	8.8057	67.5107
KZ436	5504170636084	INDLANGISA MARLE JANULILE	AMAKUZA S1 UNDERBERG KZN OU	50	58.705	8.8057	67.5107
KZ436	5611250590089	IMBATHA THEMBEKILE PATRICIA	AMAKUZA S1 UNDERBERG KZN OU	50	58.705	8.8057	67.5107
KZ436	8909141275088	ISOBIHO BEAUTY THINATHI	AMAKUZA S1 UNDERBERG KZN OU	50	58.705	8.8057	67.5107
KZ436	5805185440086	IMAKHAYE MUZIVANDILA REGINALD	BETHLEHEM BULWER UNDERBERG KZN	50	58.705	8.8057	67.5107
KZ436	8401150800086	SHEZI BONGIWE MARGARET	BETHLEHEM BULWER UNDERBERG KZN	50	58.705	8.8057	67.5107
KZ436	7411050920844	ZONDI SIZANI THULISILE	AMAKUZA S1 UNDERBERG KZN OU	50	58.705	8.8057	67.5107
KZ436	6010230426085	SHEZI NGONENI CHUGUZA	AMAKUZA S1 UNDERBERG KZN OU	50	58.705	8.8057	67.5107
KZ436	8008180939089	ZUMA PROTASIA QUEEN	AMAKUZA S1 UNDERBERG KZN OU	50	58.705	8.8057	67.5107
KZ436	8804090474081	KHUBONI THEMBEKILE SYLVASIA	AMAKUZA S1 UNDERBERG KZN OU	50	58.705	8.8057	67.5107
KZ436	5105260467081	DLAMINI KHONONDILE CATHERINE	BETHLEHEM BULWER UNDERBERG KZN	50	58.705	8.8057	67.5107
KZ436	8408081253087	DLAMINI SISEWU OCTAVIA	AMAKUZA S1 UNDERBERG KZN OU	50	58.705	8.8057	67.5107
KZ436	8703150776087	DLAMINI ZANAZULU	AMAKUZA S1 UNDERBERG KZN OU	50	58.705	8.8057	67.5107
KZ436	4504060291083	SIBISI THANDIWE VIVIAN	BETHLEHEM BULWER UNDERBERG KZN	50	58.705	8.8057	67.5107
KZ436	5206159755087	IMLOTSHWA MODOO MICKION	AMAKUZA UNDERBURG KZN	50	58.705	8.8057	67.5107
KZ436	4708120427087	JAMA THEMBANI	AMAKUZA UNDERBURG KZN	50	58.705	8.8057	67.5107
KZ436	8403240965085	PHOSWA PHUMILE MAVIS	AMAKUZA S1 UNDERBERG KZN OU	50	58.705	8.8057	67.5107
KZ436	7001070377081	PHUNGULA MABONGI THELEKILE	AMAKUZA UNDERBURG KZN	50	58.705	8.8057	67.5107
KZ436	5502090455080	SHEZI GEZEPIHI	AMAKUZA UNDERBURG KZN	50	58.705	8.8057	67.5107
KZ436	4602230320086	HLELA FIKILE DORIS	BETHLEHEM BULWER UNDERBERG KZN	50	58.705	8.8057	67.5107
KZ436	5309080724081	MADUMA SIZAKELE	TRADITIONAL HOUSE	50	58.705	8.8057	67.5107
KZ436	1301010101013	INGUBO IDAH	HOUSE	50	58.705	8.8057	67.5107
KZ436	4909090227081	NZIMANDE DALO	AMAKUZA UNDERBURG KZN	50	58.705	8.8057	67.5107
KZ436	6212040435088	MNCWABE NOKWENZIMA THERESA	AMAKUZA UNDERBURG KZN	50	58.705	8.8057	67.5107
KZ436	5201250695086	MIVA MANAZI EUGENIA	ENKELEBANTWANA IKOPO KZN	50	58.705	8.8057	67.5107
KZ436	6908131224084	DLAMINI NONTUTHUZELO	AMAKUZA UNDERBURG KZN	50	58.705	8.8057	67.5107
KZ436	6705056166083	DIDI KHULEKANI	AMAKUZA UNDERBURG KZN	50	58.705	8.8057	67.5107
KZ436	3803080282084	MIVA THOROZILE	KWATHUNZI NKOTHWENI UNDERBERG KZN	100	117.441	17.6115	135.0215
KZ436	5806220640085	KHAMBULE THEMBELILE GLORIA	TRADITIONAL HOUSE	50	58.705	8.8057	67.5107
KZ436	8201085218085	MAGUBANE SIFISO	BETHLEHEM BULWER UNDERBERG KZN	50	58.705	8.8057	67.5107
KZ436	5211250465083	MISA MAKHOSAZANA	AMAKUZA UNDERBURG KZN	50	58.705	8.8057	67.5107
KZ436	5004275186085	SHOBA JOHI AMOS	TRADITIONAL HOUSE	50	58.705	8.8057	67.5107
KZ436	1301010101013	MAPHANGA M	AMAKUZA UNDERBURG KZN	50	58.705	8.8057	67.5107
KZ436	7411105373080	DLAMINI SIBONGISENI	DWELLING	50	58.705	8.8057	67.5107
KZ436	6812050525080	JAMA NONIUSA VERONICA	NOMANDILOU DONNYEROOK IKOPO KZN	50	58.705	8.8057	67.5107
KZ436	7501230647083	IMBHELE NOMIUSA MUKA	AMAKUZA UNDERBURG KZN	50	58.705	8.8057	67.5107
KZ436	8905135433088	ZONDI THEMBIKOSI JOSEPH	AMAKUZA UNDERBURG KZN	50	58.705	8.8057	67.5107

MUNIC CODE	NAT ID	NAME	ADDRESS	KWH UNITS	CLAIMED_NON VAT	CLAIMED VAT	CLAIM TOTAL
KZ436	5711185566085	NCOBENI BEKUYISE BANABAS	AMAKUZA UNDERBURG KZN	50	58.705	8.8057	67.5107
KZ436	5707108040080	MAJOLA BUSISIWE	MOATSHENI UNDERBURG KZN	50	58.705	8.8057	67.5107
KZ436	711013045082	MBANUWA FIKILE	QUILASHE UNDERBURG KZN	50	58.705	8.8057	67.5107
KZ436	4410120401085	CHYA THANDERKILE	TRADITIONAL HOUSE	50	58.705	8.8057	67.5107
KZ436	8003031261080	MSWARA WINNIE	QUILASHE UNDERBURG KZN	50	58.705	8.8057	67.5107
KZ436	3007190718089	MADIBA CWANYANA	IKWIFEZELA BULWER KZN	50	58.705	8.8057	67.5107
KZ436	1301010101013	PHUNGULA A	HOUSE	50	58.705	8.8057	67.5107
KZ436	6207075539085	INGIDA HENDRY	ENKELEBANTWANA UNDERBERG KZN	50	58.705	8.8057	67.5107
KZ436	400610535084	DLAMINI MADADO JAKALASI	AMAKUZA UNDERBURG KZN	50	58.705	8.8057	67.5107
KZ436	8212055620085	SOSIRO MFIANISENI	AMAKUZA UNDERBURG KZN	50	58.705	8.8057	67.5107
KZ436	6209265966082	INTSHAPHA BHEKILIFA MHLANGANYELWA	AMAKHUZE UNDERBURG KZN	50	58.705	8.8057	67.5107
KZ436	87112181162085	IKHIZE BONGERKILE	HLANGAMANI S1 IKOPO CNC KZN OU	50	58.705	8.8057	67.5107
KZ436	5012315643080	MADUNA ZOMULI	TRADITIONAL HOUSE	50	58.705	8.8057	67.5107
KZ436	4606150319085	MBANUWA MAQOSHI	TRADITIONAL HOUSE	50	58.705	8.8057	67.5107
KZ436	5608065288089	JILI VALIPHATHWA MHLABA	TRADITIONAL HOUSE	50	58.705	8.8057	67.5107
KZ436	5008205573080	IMCWAIBE ZANZANUHLA	Traditional house	50	58.705	8.8057	67.5107
KZ436	2802110227086	GUMEDE DOMBI	TRADITIONAL HOUSE	50	58.705	8.8057	67.5107
KZ436	5003210197086	SHEZI QONDILE PROTASIA	AMAKUZA UNDERBURG KZN	50	58.705	8.8057	67.5107
KZ436	7002090403089	SOSIRO BONGIWE	TRADITIONAL HOUSE	50	58.705	8.8057	67.5107
KZ436	3812115167087	SOSIRO MSHIYENI JOHANNES	TRADITIONAL HOUSE	50	58.705	8.8057	67.5107
KZ436	8096011220085	XABA BONGERKILE SYLVIA	HLANGAMANI S1 IKOPO KZN OU	50	58.705	8.8057	67.5107
KZ436	4102155362080	MEMELA PROTAS	HLANGAMANI S1 IKOPO KZN OU	50	58.705	8.8057	67.5107
KZ436	8905190818080	KHOZI ZINHLE EUZABETH	HLANGAMANI S1 IKOPO KZN OU	50	58.705	8.8057	67.5107
KZ436	8209265787084	XABA CYRIL MHLONIPHENI	HLANGAMANI S1 IKOPO KZN OU	50	58.705	8.8057	67.5107
KZ436	7508040003084	NCOBENI NOMPHILO CYRITHA	HLANGAMANI S1 IKOPO KZN OU	50	58.705	8.8057	67.5107
KZ436	6509140496088	NTOLO THEMBENI	QUILASHE UNDERBURG KZN	50	58.705	8.8057	67.5107
KZ436	7610110420089	INDLOVU THENJIWE	XOSHEYAKHE ENKELEBANTWANA PMB KZN	50	58.705	8.8057	67.5107
KZ436	6508235458088	MBANUWA PROTAS	TRADITIONAL HOUSE	50	58.705	8.8057	67.5107
KZ436	311110257088	SOSIRO FHLANI	TRADITIONAL HOUSE	50	58.705	8.8057	67.5107
KZ436	5303050472086	NDLOVU SIBONGILE MOLLY	QUILASHE UNDERBURG KZN	50	58.705	8.8057	67.5107
KZ436	5005290289085	NEZIMANDE ZOLILE	QUILASHE UNDERBURG KZN	50	58.705	8.8057	67.5107
KZ436	1301010101013	KWABELA JABULANI	QUIMENI BULWER	50	58.705	8.8057	67.5107
KZ436	1301010101013	IMRHELE SEBENZILE T	IKWIFEZELA BULWER KZN	50	58.705	8.8057	67.5107
KZ436	7805205544088	SABELA MALIN	KILMUN S1 UNDERBERG KZN OU	50	58.705	8.8057	67.5107
KZ436	6503080295089	DLAMINI LINDIWE	KILMUN S1 UNDERBERG KZN OU	50	58.705	8.8057	67.5107
KZ436	6701017229086	MBANUWA MDODI	TRADITIONAL HOUSE	50	58.705	8.8057	67.5107
KZ436	7605170387087	SABELA SITHEMBLE	KILMUN S1 UNDERBERG KZN OU	50	58.705	8.8057	67.5107
KZ436	1301010101013	SOSIRO VICTUS	KILMUN S1 UNDERBERG KZN OU	50	58.705	8.8057	67.5107
KZ436	7908060946084	MBANUWA GLORIA	HOUSE	50	58.705	8.8057	67.5107
KZ436	7806261237088	MDLADLA HLABEKHISILE	KILMUN S1 UNDERBERG KZN OU	50	58.705	8.8057	67.5107
KZ436	7207030672087	DLAMINI NONHLANHLA ALOIS	AMAKHUZE UNDERBERG KZN	50	58.705	8.8057	67.5107
KZ436	6505160990083	MBANUWA LINDELENI	HLANGAMANI 3 CREIGHTON IKOPO CNC KZN OU	50	58.705	8.8057	67.5107
KZ436	7702010355083	PHUNGULA MARY NOXOLISA	KILMUN S1 UNDERBERG KZN OU	50	58.705	8.8057	67.5107
KZ436	9202170946084	IMTHEMBU NOZITHEMBISO PEARL	AMAKHUZE UNDERBERG KZN	50	58.705	8.8057	67.5107
KZ436	6306030371087	IMTHEMBU NANA ANNATORIA	AMAKHUZE UNDERBERG KZN	50	58.705	8.8057	67.5107
KZ436	4611160599080	KHAWULA LOCORDA	AMAKHUZE UNDERBERG KZN	50	58.705	8.8057	67.5107
KZ436	5809055362080	MBANUWA TATOKWAKHE	KILMUN S1 UNDERBERG KZN OU	50	58.705	8.8057	67.5107
KZ436	7111200386082	MBANUWA LUNGELANI	KILMUN S1 UNDERBERG KZN OU	50	58.705	8.8057	67.5107
KZ436	6504140414087	IMFUGENI YOLI	Brick House	50	58.705	8.8057	67.5107
KZ436	6110170645080	MBANUWA SEBENZANI ZATHA	INSIMBINI	50	58.705	8.8057	67.5107
KZ436	7501280643083	SABELA ZANELE	KILMUN S1 UNDERBERG KZN OU	50	58.705	8.8057	67.5107
KZ436	6802105373083	NTSHIZA HAVULENGWE	KILMUN S1 UNDERBERG KZN OU	50	58.705	8.8057	67.5107
KZ436	7604290402082	DLAMINI YOMILE	KILMUN S1 UNDERBERG KZN OU	50	58.705	8.8057	67.5107
KZ436	4011150223082	CHULE NONTSHIZI NOMUSA	HOUSE	50	58.705	8.8057	67.5107
KZ436	6706270643089	MBANUWA VUYISILE	KILMUN S1 UNDERBERG KZN OU	50	58.705	8.8057	67.5107
KZ436	5202090976085	XABA KHESHWE	KILMUN S1 UNDERBERG KZN OU	50	58.705	8.8057	67.5107
KZ436	8109051112088	DLAMINI CEIWE	KILMUN S1 UNDERBERG KZN OU	50	58.705	8.8057	67.5107
KZ436	8402050948082	KHONWAYO NONZAMO	KILMUN S1 UNDERBERG KZN OU	50	58.705	8.8057	67.5107
KZ436	7707245517084	DLAMINI REGINALD SAMUKELO	KILMUN S1 UNDERBERG KZN OU	50	58.705	8.8057	67.5107
KZ436	8212021444081	IMCWAIBE LUNGILE	PHAYINDANE	50	58.705	8.8057	67.5107
KZ436	6905134438088	ZONDI THEMBIKOSI JOSEPH	KILMUN S1 UNDERBERG KZN OU	50	58.705	8.8057	67.5107
KZ436	4911030672087	DLAMINI THENJIWE ANNATORIA	PHAYINDANE	50	58.705	8.8057	67.5107
KZ436	7504080572080	MSIVA NTOMBIFUTHI	PHAYINDANE	50	58.705	8.8057	67.5107
KZ436	6009140837084	SABELA BONANI	TRADITIONAL HOUSE	50	58.705	8.8057	67.5107
KZ436			KILMUN S1 UNDERBERG KZN OU	50	58.705	8.8057	67.5107

MUNIC CODE	NAT ID	NAME	ADDRESS	K'WH UNITS	CLAIMED_NON_VAT	CLAIMED_VAT	CLAIM TOTAL
KZ436	7905205796088	SABELA MADLENKOZI	KILUMUN S1 UNDERBERG KZN OU	50	58.705	8.8057	67.5107
KZ436	6201011726088	PHUMGULA NONTSIKELELO DOMOMIGA	PHAYINDANE	50	58.705	8.8057	67.5107
KZ436	6404060894084	MBANUWA PHILPINA NTOMBIFIKILE	PHAYINDANE	50	58.705	8.8057	67.5107
KZ436	8501056120081	SABELA ZIMSE	KILUMUN S1 UNDERBERG KZN OU	50	58.705	8.8057	67.5107
KZ436	4011090345086	MBANUWA BATHINI	PHAYINDANE	50	58.705	8.8057	67.5107
KZ436	5412145218089	SABELA STAFF MZOFAYO	KILUMUN S1 UNDERBERG KZN OU	50	58.705	8.8057	67.5107
KZ436	430810326082	MBANUWA SHAMINE	KILUMUN S1 UNDERBERG KZN OU	50	58.705	8.8057	67.5107
KZ436	7606255810084	MAJOZI BHEKI PROTAS	EMAKHUZENI	50	58.705	8.8057	67.5107
KZ436	6111050912087	SHEZI THOLWEPHI GLORIA	NSIMBINI	50	58.705	8.8057	67.5107
KZ436	8109150930080	MINGUNI BONAMELE THEMBEKILE	AMAKUZA S1 UNDERBERG KZN OU	50	58.705	8.8057	67.5107
KZ436	9406135733087	IZIMANDE BONGINKOSI	AMAKUZA S1 UNDERBERG KZN OU	50	58.705	8.8057	67.5107
KZ436	7503095159089	MYHEMBU GETRUIDE D	AMAKUZA S1 UNDERBERG KZN OU	50	58.705	8.8057	67.5107
KZ436	7511300782082	NDLANGISA THANDIKILE CRESCENCIA	AMAKUZA S1 UNDERBERG KZN OU	50	58.705	8.8057	67.5107
KZ436	4708250163080	SOSIBO LONTI	PHAYINDANE	50	58.705	8.8057	67.5107
KZ436	5902097350080	IMVELASE FUNEKILE SEPRONIA	PHAYINDANE	50	58.705	8.8057	67.5107
KZ436	6501017662082	JILI ERIC SIGWILI	TRADITIONAL HOUSE	50	58.705	8.8057	67.5107
KZ436	6305070272080	MHLONGO TIKILE ELEANORAH	PHAYINDANE	50	58.705	8.8057	67.5107
KZ436	6412020334083	MTOLO GLORIA ZWAKHALILE	PHAYINDANE	50	58.705	8.8057	67.5107
KZ436	5807250589085	MNGUNI THEMBENI ANNAMARIA	PHAYINDANE	50	58.705	8.8057	67.5107
KZ436	5902040942080	DLAMINI SIZENI	PHAYINDANE	50	58.705	8.8057	67.5107
KZ436	1301010101013	IZIMANDE PRINCESS L	QUMENI BULWER	50	58.705	8.8057	67.5107
KZ436	2504190123082	CABE PUTELENI	TRADITIONAL HOUSE	50	58.705	8.8057	67.5107
KZ436	7801165387089	LEHAS NTSOAKE ALOSIA	MASHAYILANGA UNDERBERG KZN	50	58.705	8.8057	67.5107
KZ436	4111080260087	DLAMINI NOMISA	NKUMBA	50	58.705	8.8057	67.5107
KZ436	8212151550082	IMCHUNU DORIS	AMAKUZA S1 UNDERBERG KZN	50	58.705	8.8057	67.5107
KZ436	8201012622086	PHUNGULA SIMANGELE FORTUNATE	AMAKUZA S1 UNDERBERG KZN	50	58.705	8.8057	67.5107
KZ436	4606280406083	SOXHELA SHADELENI	MASHAYILANGA UNDERBERG KZN	50	58.705	8.8057	67.5107
KZ436	5711245286080	GWALA FELIX	SOXHELA LOCATION NEAR SOXHELA PRIMARY	50	58.705	8.8057	67.5107
KZ436	1301010101013	ILONGWANE P	TRADITIONAL HOUSE	50	58.705	8.8057	67.5107
KZ436	5005280703087	ISHAPA BABHEKILE	DWELLING	50	58.705	8.8057	67.5107
KZ436	9511300300085	INDLANDISA HEKISILE	EMAKHULWENI UNDERBERG KZN	50	58.705	8.8057	67.5107
KZ436	910908056081	SOSIBO NOSIPHO GLORIA	QULASHE UNDERBERG KZN	50	58.705	8.8057	67.5107
KZ436	7706062000085	DLAMINI MBHEKSENI ZIPI	AMAKUZA S1 UNDERBERG KZN	50	58.705	8.8057	67.5107
KZ436	7801075648083	DIANGISA ZIBONHELE NHLANHLA	AMAKUZA S1 UNDERBERG KZN	50	58.705	8.8057	67.5107
KZ436	8403161173081	JACA NORUPHIWA	AMAKUZA S1 UNDERBERG KZN	50	58.705	8.8057	67.5107
KZ436	4709015520085	IZIMANDE THEMBIKOSI	QULASHE UNDERBERG KZN	50	58.705	8.8057	67.5107
KZ436	7002100485084	SOSIBO TUTU MAVIS	QULASHE UNDERBERG KZN	50	58.705	8.8057	67.5107
KZ436	8209055538085	IZIMANDE VUKANI DERRICK	TRADITIONAL HOUSE	50	58.705	8.8057	67.5107
KZ436	4307040304086	MBHELE THEMBENI	QULASHE UNDERBURG KZN	50	58.705	8.8057	67.5107
KZ436	4804120608089	MUNYABA MAVIS	QULASHE UNDERBURG KZN	50	58.705	8.8057	67.5107
KZ436	7210085480083	PHUNGULA ADRIEAS	Traditional house	50	58.705	8.8057	67.5107
KZ436	4801300222087	MBHELE MERENCIA	Traditional house	50	58.705	8.8057	67.5107
KZ436	6708135325084	CHILIZA NDABINGHELE MOSES	INKWAZELA	50	58.705	8.8057	67.5107
KZ436	9501040485086	MTOLO NOKULUNGA CAMSILE	AMAKUZA S1 UNDERBERG KZN	50	58.705	8.8057	67.5107
KZ436	8202230624086	DLAMINI WINFRIEDA	AMAKUZA S1 UNDERBERG KZN	50	58.705	8.8057	67.5107
KZ436	7601018330082	SHOBA MUPANUVELE SINTOHI	EHLABENI BULWER KZN	50	58.705	8.8057	67.5107
KZ436	7509231425086	BUTHELEZI ELIZABETH NOBUHLE	AMAKUZA S1 UNDERBERG KZN	50	58.705	8.8057	67.5107
KZ436	5812166055080	IMYA PAULOS	TRADITIONAL HOUSE	50	58.705	8.8057	67.5107
KZ436	8707041242084	KHAWULA DOLLY ZAMISILE	AMAKUZA S1 UNDERBERG KZN	50	58.705	8.8057	67.5107
KZ436	6705270257080	MTOLO ZIBUYILE	AMAKUZA S1 UNDERBERG KZN	50	58.705	8.8057	67.5107
KZ436	8608035632088	JANNA BEATUS BONGANI	QULASHE UNDERBURG KZN	50	58.705	8.8057	67.5107
KZ436	6602090272088	ZULU LINDIWE	EHLABENI BULWER KZN	50	58.705	8.8057	67.5107
KZ436	870429120086	SOSIBO ZINHLE	TRADITIONAL HOUSE	50	58.705	8.8057	67.5107
KZ436	5305010442083	MBHELE NQUPHU BAKHONZILE	AMAKUZA S1 UNDERBERG KZN	50	58.705	8.8057	67.5107
KZ436	6112165562080	DLAMINI MAKHOSONKE	TRADITIONAL HOUSE	50	58.705	8.8057	67.5107
KZ436	5201030780083	DLAMINI STHEBI	Traditional house	50	58.705	8.8057	67.5107
KZ436	5802200452088	ZACA CASHELENI GETRUIDE	EHLABENI BULWER KZN	50	58.705	8.8057	67.5107
KZ436	9201045465080	MTOLO XOLANI	AMAKUZA S1 UNDERBERG KZN	50	58.705	8.8057	67.5107
KZ436	8006060591087	SIBETHA BAQHELELE GLORIA	AMAKUZA S1 UNDERBERG KZN	50	58.705	8.8057	67.5107
KZ436	7708100687087	ZULU BADUMILE	Traditional House	50	58.705	8.8057	67.5107
KZ436	4005150442080	INGLAMU NOMFICA	EHLABENI BULWER KZN	50	58.705	8.8057	67.5107
KZ436	4005150442080	INGCAMU NOMFICA	EHLABENI BULWER KZN	50	58.705	8.8057	67.5107

MUNIC CODE	MAT ID	NAME	ADDRESS	KWH UNITS	CLAIMED_NON_VAT	CLAIMED_VAT	CLAIM_TOTAL
KZ436	5106100307081	DHLAMINI INOKUTHULA DOREEN	HOUSE	50	58.705	8.8057	67.5107
KZ436	9204065757089	INZIMANDE WAMIDE PENWELL	EHLABENI BULWER KZN	50	58.705	8.8057	67.5107
KZ436	9006101397089	IMBANUWA NOMPUMPELELO	EMASAMENI S1 IKOPO KZN OU	50	58.705	8.8057	67.5107
KZ436	6902403200086	MADE NTOMBIKHLE	Traditional house	50	58.705	8.8057	67.5107
KZ436	6208200937089	INGCOBO THEMBEKLE VIRGINIA	AMAKUZA UNDERBURG KZN	50	58.705	8.8057	67.5107
KZ436	6707170616084	SHELEMBE ANGELENE THEMBEKLE	EMANGWANENI BULWER UNDERBURG KZN	50	58.705	8.8057	67.5107
KZ436	6907145703081	IKHUMALO P	HOUSE	50	58.705	8.8057	67.5107
KZ436	5406305766085	IMWELI BHEKUMUZI ELIAS	EHLABENI BULWER KZN	50	58.705	8.8057	67.5107
KZ436	6704276400085	DLAMINI SWAROGUNA E	HLABENI UNDERBERG KZN OU	50	58.705	8.8057	67.5107
KZ436	8004150936080	NGCUNU HLENGWE EUNICE	HLABENI UNDERBERG KZN OU	50	58.705	8.8057	67.5107
KZ436	8611268550083	JACA BONGINKOSI	HLABENI UNDERBERG KZN OU	50	58.705	8.8057	67.5107
KZ436	8812161223086	MSOMI NONDUPUZO PRUDENCE	AMAKUZE UNDERBURG KZN	50	58.705	8.8057	67.5107
KZ436	6201260295082	INGCEBELE NOMATHEMBA GAQILE	EHLABENI BULWER KZN	50	58.705	8.8057	67.5107
KZ436	4604065208089	NZIMANDE MANDLANKOSI	AMAKUZE UNDERBURG KZN	50	58.705	8.8057	67.5107
KZ436	6910230611083	MINGUNI HLELINGANI	EHLABENI BULWER KZN	50	58.705	8.8057	67.5107
KZ436	6510101446088	CHILUZA NTOMBIFUTHI	AMAKUZE UNDERBURG KZN	50	58.705	8.8057	67.5107
KZ436	2601012275080	PHUNGULA ZIBAMA	AMAKUZA UNDERBURG KZN	50	58.705	8.8057	67.5107
KZ436	8402151275088	IMBATHA SJUNDILE	QUULASHE UNDERBURG KZN	50	58.705	8.8057	67.5107
KZ436	5811165778080	DLAMINI MVMULELENI	Traditional	50	58.705	8.8057	67.5107
KZ436	7804275439089	MIVA MIZWANDILE	Traditional house	50	58.705	8.8057	67.5107
KZ436	57022070471085	MDLAULA DANISILE	EHLABENI BULWER KZN	50	58.705	8.8057	67.5107
KZ436	6609195355088	DLAMINI LINDUYISE BEATUS	Traditional house	50	58.705	8.8057	67.5107
KZ436	5805100878088	INXELE PHEPHENI	EHLABENI BULWER KZN	50	58.705	8.8057	67.5107
KZ436	7811280608087	RADEBE NOXOLO	XOSHEYAKHE ENKELEBANTWANA PMB KZN	50	58.705	8.8057	67.5107
KZ436	5301090492080	MNCWABE RUYISILE NNATOLLA	XOSHEYAKHE ENKELEBANTWANA PMB KZN	50	58.705	8.8057	67.5107
KZ436	5212180331080	ZONDI MAVIS HAWUKILE	QUULASHE UNDERBURG KZN	50	58.705	8.8057	67.5107
KZ436	8101220867087	RADEBE NOMATHEMBA	AMAKUZA UNDERBURG KZN	50	58.705	8.8057	67.5107
KZ436	5709065600083	SHABALALA SIPHO	AMAKUZA UNDERBURG KZN	50	58.705	8.8057	67.5107
KZ436	6807125985807	IMBANUWA UNGAPHINAYE	TRADITIONAL HOUSE	50	58.705	8.8057	67.5107
KZ436	7806240249082	BHENGU THOLISILE KESLO	AMAKUZE UNDERBURG KZN	50	58.705	8.8057	67.5107
KZ436	5908105466089	TSHAZI DOMPAS VINCENT	AMAKUZE UNDERBURG KZN	50	58.705	8.8057	67.5107
KZ436	8101220867087	RADEBE NOMATHEMBA	AMAKUZA UNDERBURG KZN	50	58.705	8.8057	67.5107
KZ436	4712070399086	JAMA BASOLILE CHARLESTIA	HLANGANANI S1 IKOPO KZN OU	50	58.705	8.8057	67.5107
KZ436	8510210891081	INKIZE EUNICE	HLANGANANI S1 IKOPO KZN OU	50	58.705	8.8057	67.5107
KZ436	4706050551082	SHABALALA THOKO GRIGORIA	EHLABENI BULWER KZN	50	58.705	8.8057	67.5107
KZ436	7901080704085	JAMA ANACLETA NTOMBIKHLE	EHLABENI BULWER KZN	50	58.705	8.8057	67.5107
KZ436	8503010377088	MINGUNI PHUMULILE	AMAKUZA UNDERBURG KZN	50	58.705	8.8057	67.5107
KZ436	8210141054087	CHYA EUNICE ZIBUVILE	AMAKUZA UNDERBURG KZN	50	58.705	8.8057	67.5107
KZ436	8802220532081	IMAMPELE NTOMBERHAYA MARIET	AMAKUZA UNDERBURG KZN	50	58.705	8.8057	67.5107
KZ436	5801260813080	IMTHEMBU THOKO MAUREEN	EHLABENI BULWER KZN	50	58.705	8.8057	67.5107
KZ436	6507270318080	ZULU MILDREDS NOMEFUNDO	TRADITIONAL HOUSE	50	58.705	8.8057	67.5107
KZ436	6408060282083	KUNENE ZIKHIPHE GERTRUDE	EHLABENI BULWER KZN	50	58.705	8.8057	67.5107
KZ436	4803025330088	NDABA QUKHU VITALIS	AMAKUZA UNDERBURG KZN	50	58.705	8.8057	67.5107
KZ436	5210025502089	INDALI PHLUTHUMANI	AMAKUZA UNDERBURG KZN	50	58.705	8.8057	67.5107
KZ436	5507295697089	MOTOKUNG CALTON MFANYANA	MOATSHENI UNDERBURG KZN	50	58.705	8.8057	67.5107
KZ436	5410295500082	RADEBE BHEKEZAKHE	TRADITIONAL HOUSE	50	58.705	8.8057	67.5107
KZ436	7309210693089	KESWA MILDRED FISANI	HLANGANANI S1 IKOPO KZN OU	50	58.705	8.8057	67.5107
KZ436	8110201049086	SHOBA BABHERILE	AMAKUZE UNDERBURG KZN	50	58.705	8.8057	67.5107
KZ436	4803145358084	KHUBONI THEMBA	EHLABENI BULWER KZN	50	58.705	8.8057	67.5107
KZ436	7802140941081	INGUBO GREYS GETHY	AMAKUZE UNDERBURG KZN	50	58.705	8.8057	67.5107
KZ436	7006060458080	PHUNGULA ZIMEPHI PAULINA	AMAKUZA UNDERBURG KZN	50	58.705	8.8057	67.5107
KZ436	8105205901084	KHUBONI XOLANI	AMAKUZE UNDERBURG KZN	50	58.705	8.8057	67.5107
KZ436	6712210293084	SOSIRO BUSELAPHI FLORENCE	AMAKUZA UNDERBURG KZN	50	58.705	8.8057	67.5107
KZ436	5211165540088	IMAKHANYA PHUMLANI ANGELEUS	MOATSHENI UNDERBURG KZN	50	58.705	8.8057	67.5107
KZ436	7001012035086	BENGU BUSELAPHI AGNES	AMAKUZA UNDERBURG KZN	50	58.705	8.8057	67.5107
KZ436	680520817083	MINGUNI KONZENI CONSTANCE	AMAKUZA UNDERBURG KZN	50	58.705	8.8057	67.5107
KZ436	4908040592081	MULTWA DOLI RACUPHILE	MOATSHENI UNDERBURG KZN	50	58.705	8.8057	67.5107
KZ436	5109060516089	SHOZI LETICIA	AMAKUZA UNDERBURG KZN	50	58.705	8.8057	67.5107
KZ436	8607211021088	INTOLO THOBILE	TRADITIONAL HOUSE	50	58.705	8.8057	67.5107
KZ436	8709260714082	DLAMINI ELIZABETH HLENGWE	AMAKUZA UNDERBURG KZN	50	58.705	8.8057	67.5107
KZ436	5010160197087	BERWA BONANGANI	AMAKUZA UNDERBURG KZN	50	58.705	8.8057	67.5107
KZ436	4904195703086	PHUNGULA VALELENI	TRADITIONAL HOUSE	50	58.705	8.8057	67.5107
KZ436	4903180642085	PHUNGULA BUZELENI	AMAKUZA UNDERBURG KZN	50	58.705	8.8057	67.5107

MUNIC CODE	MAT ID	NAME	ADDRESS	KWH UNITS	CLAIMED_NON_VAT	CLAIMED_VAT	CLAIM TOTAL
KZ436	5810165437085	DLAMINI GULUVA THOMAS	AMAKUZA UNDERBURG KZN	50	58.705	8.8057	67.5107
KZ436	42031602101089	MIWAHA THOKO ADELINE	AMAKUZA UNDERBURG KZN	50	58.705	8.8057	67.5107
KZ436	6804230662089	JACA JABU MAVIS	EHLABENI BULWER KZN	50	58.705	8.8057	67.5107
KZ436	4406230253085	INDLOVU NOMAGUGU UNICE	EHLABENI BULWER KZN	100	117.41	17.6115	135.0215
KZ436	5710150740057	IMAGOSO THOKO	XOSHEVAKHE ENKLEBANTWANA PMB KZN	50	58.705	8.8057	67.5107
KZ436	8011145478084	JILI FARAI	DAVY SARULWER KZN	50	58.705	8.8057	67.5107
KZ436	9112050471089	MBANINWA NOLWAZI	XOSHEVAKHE ENKLEBANTWANA PMB KZN	50	58.705	8.8057	67.5107
KZ436	6706125683082	LUKHODZI SIRIZANI	STEPMORE	50	58.705	8.8057	67.5107
KZ436	4612150474086	IMBOKAZI SABSILE	AMAKHUZE UNDERBURG KZN	100	117.41	17.6115	135.0215
KZ436	6612270212082	KHUBONI JABULILE CLEMENTINE	MQATSHENI UNDERBURG KZN OU	50	58.705	8.8057	67.5107
KZ436	8501281178086	MIWARA DORIS ZANDILE	AMAKHUZE UNDERBURG KZN	50	58.705	8.8057	67.5107
KZ436	7505060473080	MINGUNI VICTORIA PHILISWE	AMAKUZA UNDERBURG KZN	50	58.705	8.8057	67.5107
KZ436	4601170520085	MIWARA SANAH	AMAKUZA UNDERBURG KZN	50	58.705	8.8057	67.5107
KZ436	8005016041080	PHOSWA XOLANI NICHOLAS	AMAKUZA UNDERBURG KZN	50	58.705	8.8057	67.5107
KZ436	6708050812082	MEMELA NTOMBIFIKILE	AMAKHUZE UNDERBURG KZN	50	58.705	8.8057	67.5107
KZ436	7009280478087	KHWELA VUYISWA IVY	MQATSHENI UNDERBURG KZN	50	58.705	8.8057	67.5107
KZ436	760430507089	MNGUNI THOMAS ZWENGANI	EHLABENI BULWER KZN	50	58.705	8.8057	67.5107
KZ436	6907080365083	MNGUNI ZIKHESHILE GLADYS	AMAKHUZE UNDERBURG KZN	50	58.705	8.8057	67.5107
KZ436	6506015858080	DLAMINI SIPHO MOABULENI	AMAKHUZE UNDERBURG KZN	50	58.705	8.8057	67.5107
KZ436	4212150286085	XABA MPISHO	EHLABENI BULWER KZN	50	58.705	8.8057	67.5107
KZ436	8505260416086	GAMBU ZAMA EUNICE	TRADITIONAL HOUSE	50	58.705	8.8057	67.5107
KZ436	8809260730080	MIWARA NELISILE	EHLABENI BULWER KZN	50	58.705	8.8057	67.5107
KZ436	171010094086	ZONDI NOMSEBENZI	MQATSHENI UNDERBURG KZN	50	58.705	8.8057	67.5107
KZ436	8907255637082	DLAMINI DUMESANI	MQATSHENI UNDERBURG KZN	50	58.705	8.8057	67.5107
KZ436	1301010101013	NDOLOVU M	QULASHE UNDERBURG KZN	50	58.705	8.8057	67.5107
KZ436	5003270643082	GAMBU PHAKETHE GERTRUDE	HOUSE	50	58.705	8.8057	67.5107
KZ436	3808100346082	MAGWENYANE LANDIWE	EHLABENI BULWER KZN	50	58.705	8.8057	67.5107
KZ436	6605040905085	KHWELA NTOMBI	TRADITIONAL HOUSE	50	58.705	8.8057	67.5107
KZ436	5812151044081	INDHLOVU REGINAH BOTSI	MQATSHENI UNDERBURG KZN	50	58.705	8.8057	67.5107
KZ436	8510030842082	ZONDI BONISILE	MQATSHENI UNDERBURG KZN	50	58.705	8.8057	67.5107
KZ436	4711180438085	BENGU THEMBENI GIRRIELE	XOSHEVAKHE ENKLEBANTWANA PMB KZN	50	58.705	8.8057	67.5107
KZ436	6511290468081	INGCEMU GETRUDE	MQATSHENI UNDERBURG KZN	50	58.705	8.8057	67.5107
KZ436	5311035714084	MEMELA MUZIWANELE DENNIS	MQATSHENI UNDERBURG KZN	50	58.705	8.8057	67.5107
KZ436	6108175596089	MINXADI ZAZI	MQATSHENI UNDERBURG KZN	50	58.705	8.8057	67.5107
KZ436	8110020421086	MEMELA ZINHLA ANNA	EHLABENI BULWER KZN	50	58.705	8.8057	67.5107
KZ436	5409180548089	DLAMINI NOMALOLI MFLUSHANE	AMAKHUZE UNDERBURG KZN	50	58.705	8.8057	67.5107
KZ436	7802280377087	INSIMANDE BONGEKILE GRACE CYNTHIA	NYWEZELA BULWER KZN	50	58.705	8.8057	67.5107
KZ436	7402280377087	INSIMANDE BONGEKILE GRACE CYNTHIA	AMAKHUZE UNDERBURG KZN	50	58.705	8.8057	67.5107
KZ436	7206150686083	LUSWAZI NONHLAMHLA JOYCE	MKUMBA	50	58.705	8.8057	67.5107
KZ436	6506031194087	INGUBO NELISWE IVY	NOMHOJANA UNDERBERG KZN	50	58.705	8.8057	67.5107
KZ436	4302075595089	KHUBONE VEZUMUSA	BHIDLA BULWER KZN	50	58.705	8.8057	67.5107
KZ436	6403300403086	DLAMINI BAXOLILE	Brick House	50	58.705	8.8057	67.5107
KZ436			EHLABENI BULWER KZN	50	58.705	8.8057	67.5107
KZ436			TRADITIONAL HOUSE	50	58.705	8.8057	67.5107
KZ436			EHLABENI BULWER KZN	50	58.705	8.8057	67.5107