



## REPORT TO THE DR NKOSAZANA DLAMINI ZUMA MUNICIPAL COUNCIL

---

Author : Chief Financial Officer

1<sup>st</sup> Level – Finance Portfolio Committee

2<sup>nd</sup> Level – Executive Committee

3<sup>rd</sup> Level – Municipal Council

---

**SUBJECT: PRELIMINARY MONTHLY IN YEAR MONITORING FINANCIAL REPORT FOR THE MONTH OF 30 NOVEMBER 2021**

---

### PART 1 – MONTHLY REPORT

#### 1.1 PURPOSE

The purpose of this report is to comply with section 71 of the Municipal Finance Management Act (MFMA) and the requirements as promulgated in the Government Gazette No 32141 of 17 April 2009.

#### 1.2 STRATEGIC OBJECTIVE

To ensure good governance, financial viability and optimal institutional transformation with capacity to execute its mandate.”

#### 1.3 BACKGROUND

**Section 71** of the MFMA and in terms of Section 28 of the Government Notice 32141 dated 17 April 2009, regarding the “Local Government: Municipal Finance Management Act 56 of 2003, Municipal Budget and Reporting Regulations” necessitates that specific financial particular be reported on and in the format prescribed, hence this report to meet legislative compliance.

Section 71(1) The accounting officer of a municipality must by no later than 10 working days after the end of each month submit to the mayor of the municipality and the relevant treasury a statement in the prescribed format on the state of the municipality’s budget reflecting the following particulars for the month and for the financial year up to the end of that month: ...”.

**“Section 28 of government notice:** The monthly budget statement of a municipality must be in the format specified in Schedule C and include all the required tables, charts and explanatory

information, taking into account any guidelines issued by the Minister in terms of section 168(1) of the Act.”

For the reporting period ending 30 November 2021 the ten-working day reporting limit expired on **12 December 2021**.

#### 1.4 RECOMMENDATIONS

That, in compliance with, Section 71 of the MFMA and in terms of Government Notice 32141 dated 17 April 2009, regarding the “Local Government: Municipal Finance Management Act 2003 Municipal Budget and Reporting Regulations” the preliminary financial results regarding the operating and capital budgets for the November 2020/21 financial year, and supporting documents as required by National Treasury (Schedule C) be submitted to Full Council Committee.

#### 1.5 That the Committee approves the following:

- 1.5.1 Surplus for the period ending 30 November 2021 is R 21,956,420.55
- 1.5.2 Cash & Cash Equivalent for the period ending 30 November 2021 is R 179,943,107.27
- 1.5.3 Capital Expenditure for the period ending 30 November 2021 is R 4,250,698.78
- 1.5.4 Trade Receivables for the period ending 30 November is R 81,565,729.90
- 1.5.5 Trade and other payables for the period ending 30 November 2021 is R 120,750.00
- 1.5.6 Conditional Grants for the period ending 30 November 2021 is R 11,582,708.02

#### 1.6 Financial Ratios

<b>Summary of Financial Performance</b>	<b>Actual Year to date (YTD)</b>
Actual Revenue to Budgeted Revenue	41%
Actual Opex to Budgeted Opex	29%
Actual Capex to Budgeted Capex	18%
Employee related cost	33%
Councillors Remuneration	39%
Conditional Grants Expenditure	20%
Creditors Age Analysis	100%
Debt Collection rate YTD	78%

## 2. EXECUTIVE SUMMARY

The below analysis is a high-level assessment based on revenue and expenditure recognised on the Municipal Financial System. It is incumbent on the necessary user business units and user departments to ensure the completeness, Validity and accuracy of the information provided for the purposes of the assessment and bring to the attention of the council any further business units' items which are not fully elaborated below.

### 2.1 Operating Budget

#### Summary financial performance report for the period ending 30 November 2021

The SFP shown in Annexure A, Table C4, is prepared on a similar basis to the prescribed budget format, detailing revenue by source type and expenditure by input type. The summary report indicates the following:

<b>DESCRIPTION</b>	<b>ORIGINAL BUDGET 2021/22 R'000</b>	<b>YTD BUDGET 30/11/2021 R'000</b>	<b>ACTUALS AS AT 30/11/2021 R'000</b>
Total Revenue	204,780,418.00	85,325,125.00	84,048,932.79
Total Expenditure	239,227,632.00	99,677,100.00	69,820,409.44
<b>Operating Surplus</b>	<b>-34,447,214.00</b>	<b>-14,351,975.00</b>	<b>14,228,523.35</b>
Transfers recognised - capital	36,508,000.00	15,211,665.00	7,720,698.06
<b>Surplus for the year</b>	<b>2,060,786.00</b>	<b>859,690.00</b>	<b>21,949,221.41</b>

## 2.2 Monthly Budget Tables

Table C1 below provides a summary of the overall performance in the Municipality and is unpacked in the sections that follow.

KZN436 Dr Nkosazana Dlamini Zuma - Table C1 Monthly Budget Statement Summary - M05 November

Description	2020/21	Budget Year 2021/22							
	Audited Outcome	Original Budget	Adjusted Budget	Monthly actual	YearTD actual	YearTD budget	YTD variance	YTD variance %	Full Year Forecast
<b>R thousands</b>									
<b>Financial Performance</b>									
Property rates	34,318	36,226	36,226	2,934	14,671	15,094	(423)	-3%	36,226
Service charges	3,878	4,045	4,045	334	1,670	1,685	(15)	-1%	4,045
Investment revenue	6,424	6,338	6,338	688	2,165	2,641	(476)	-18%	6,338
Transfers and subsidies	168,530	147,721	147,721	2,272	61,847	61,550	296	0%	147,721
Other own revenue	9,231	10,450	10,450	802	3,696	4,354	(658)	-15%	10,450
<b>Total Revenue (excluding capital transfers and contributions)</b>	<b>222,381</b>	<b>204,780</b>	<b>204,780</b>	<b>7,031</b>	<b>84,049</b>	<b>85,325</b>	<b>(1,276)</b>	<b>-1%</b>	<b>204,780</b>
Employee costs	66,929	86,453	86,453	5,647	28,229	36,022	(7,793)	-22%	86,453
Remuneration of Councilors	11,598	11,901	11,901	790	4,656	4,959	(303)	-6%	11,901
Depreciation & asset impairment	32,995	49,362	49,362	2,582	15,850	20,568	(4,718)	-23%	49,362
Finance charges	149	303	303	1	9	126	(118)	-93%	303
Materials and bulk purchases	2,973	4,090	4,090	15	999	1,704	(705)	-41%	4,090
Transfers and subsidies	2,031	2,068	2,068	90	268	862	(594)	-69%	2,068
Other expenditure	49,369	85,050	85,050	3,659	19,810	35,437	(15,627)	-44%	85,050
<b>Total Expenditure</b>	<b>166,043</b>	<b>239,228</b>	<b>239,228</b>	<b>12,784</b>	<b>69,820</b>	<b>99,677</b>	<b>(29,857)</b>	<b>-30%</b>	<b>239,228</b>
<b>Surplus/(Deficit)</b>	<b>56,338</b>	<b>(34,447)</b>	<b>(34,447)</b>	<b>(5,753)</b>	<b>14,229</b>	<b>(14,352)</b>	<b>28,580</b>	<b>-199%</b>	<b>(34,447)</b>
Transfers and subsidies - capital (monetary allocations)	29,067	36,508	36,508	1,275	7,721	15,212	(7,491)	-49%	36,508
Contributions & Contributed assets	-	-	-	-	-	-	-	-	-
<b>Surplus/(Deficit) after capital transfers &amp; contributions</b>	<b>85,405</b>	<b>2,061</b>	<b>2,061</b>	<b>(4,478)</b>	<b>21,949</b>	<b>860</b>	<b>21,090</b>	<b>2453%</b>	<b>2,061</b>
Share of surplus/ (deficit) of associate	-	-	-	-	-	-	-	-	-
<b>Surplus/ (Deficit) for the year</b>	<b>85,405</b>	<b>2,061</b>	<b>2,061</b>	<b>(4,478)</b>	<b>21,949</b>	<b>860</b>	<b>21,090</b>	<b>2453%</b>	<b>2,061</b>
<b>Capital expenditure &amp; funds sources</b>									
<b>Capital expenditure</b>	<b>75,833</b>	<b>92,800</b>	<b>92,800</b>	<b>4,251</b>	<b>16,489</b>	<b>38,666</b>	<b>(22,177)</b>	<b>-57%</b>	<b>92,800</b>
Capital transfers recognised	0	36,508	36,508	1,108	6,714	15,212	(8,498)	-56%	36,508
Public contributions & donations	-	-	-	-	-	-	-	-	-
Borrowing	-	-	-	-	-	-	-	-	-
Internally generated funds	6,149	56,292	56,292	3,142	9,776	23,455	(13,679)	-58%	56,292
<b>Total sources of capital funds</b>	<b>6,149</b>	<b>92,800</b>	<b>92,800</b>	<b>4,251</b>	<b>16,489</b>	<b>38,666</b>	<b>(22,177)</b>	<b>-57%</b>	<b>92,800</b>
<b>Financial position</b>									
Total current assets	207,167	172,970	172,970		15,212				172,970
Total non current assets	472,936	551,313	551,313		639				551,313
Total current liabilities	54,610	70,440	70,440		(6,098)				70,440
Total non current liabilities	18,211	20,554	20,554		-				20,554
<b>Community wealth/Equity</b>	<b>521,878</b>	<b>633,288</b>	<b>633,288</b>		<b>-</b>				<b>633,288</b>
<b>Cash flows</b>									
Net cash from (used) operating	267,452	81,165	81,165	6,918	81,872	33,819	(48,053)	-142%	81,165
Net cash from (used) investing	(17,036)	(83,170)	(83,170)	(11)	(9)	(34,654)	(34,645)	100%	(83,170)
Net cash from (used) financing	(2)	(20)	(20)	-	(0)	(20)	(20)	98%	(20)
<b>Cash/cash equivalents at the month/year end</b>	<b>374,618</b>	<b>123,398</b>	<b>123,398</b>	<b>-</b>	<b>81,862</b>	<b>124,567</b>	<b>42,705</b>	<b>34%</b>	<b>(2,024)</b>
<b>Debtors &amp; creditors analysis</b>									
	<b>0-30 Days</b>	<b>31-60 Days</b>	<b>61-90 Days</b>	<b>91-120 Days</b>	<b>121-150 Dys</b>	<b>151-180 Dys</b>	<b>181 Dys-1 Yr</b>	<b>Over 1Yr</b>	<b>Total</b>
<b>Debtors Age Analysis</b>									
Total By Income Source	(184)	2,506	1,981	1,886	1,818	1,432	8,355	58,410	76,203
<b>Creditors Age Analysis</b>									
Total Creditors	4,456	61	-	-	-	-	-	47	4,564

## Financial Performance

Table C2 provides the statement of financial performance by standard classification

KZN436 Dr Nkosazana Dlamini Zuma - Table C2 Monthly Budget Statement - Financial Performance (functional classification) - M05 November

Description	Ref	2020/21	Budget Year 2021/22							
		Audited Outcome	Original Budget	Adjusted Budget	Monthly actual	YearTD actual	YearTD budget	YTD variance	YTD variance %	Full Year Forecast
<b>R thousands</b>	<b>1</b>									
<b>Revenue - Functional</b>										
<i>Governance and administration</i>		210,202	192,881	192,881	4,343	78,445	80,367	(1,922)	-2%	192,881
Executive and council		-	-	-	-	-	-	-	-	-
Finance and administration		210,202	192,881	192,881	4,343	78,445	80,367	(1,922)	-2%	192,881
Internal audit		-	-	-	-	-	-	-	-	-
<i>Community and public safety</i>		6,802	5,284	5,284	2,037	2,324	2,202	122	6%	5,284
Community and social services		6,215	3,973	3,973	1,905	1,907	1,655	252	15%	3,973
Sport and recreation		-	-	-	-	-	-	-	-	-
Public safety		586	1,311	1,311	132	416	546	(130)	-24%	1,311
Housing		-	-	-	-	-	-	-	-	-
Health		-	-	-	-	-	-	-	-	-
<i>Economic and environmental services</i>		30,566	39,079	39,079	1,591	9,330	16,283	(6,952)	-43%	39,079
Planning and development		541	248	248	11	32	103	(71)	-69%	248
Road transport		30,025	38,831	38,831	1,580	9,299	16,180	(6,881)	-43%	38,831
Environmental protection		-	-	-	-	-	-	-	-	-
<i>Trading services</i>		3,878	4,045	4,045	334	1,670	1,685	(15)	-1%	4,045
Energy sources		-	-	-	-	-	-	-	-	-
Water management		-	-	-	-	-	-	-	-	-
Waste water management		-	-	-	-	-	-	-	-	-
Waste management		3,878	4,045	4,045	334	1,670	1,685	(15)	-1%	4,045
<i>Other</i>	4	-	-	-	-	-	-	-	-	-
<b>Total Revenue - Functional</b>	<b>2</b>	<b>251,448</b>	<b>241,288</b>	<b>241,288</b>	<b>6,305</b>	<b>91,770</b>	<b>100,537</b>	<b>(8,767)</b>	<b>-9%</b>	<b>241,288</b>
<b>Expenditure - Functional</b>										
<i>Governance and administration</i>		104,607	150,132	150,132	7,872	43,573	62,555	(18,982)	-30%	150,132
Executive and council		20,684	23,513	23,513	1,170	7,803	9,797	(1,993)	-20%	23,513
Finance and administration		82,468	124,749	124,749	6,545	35,085	51,979	(16,893)	-33%	124,749
Internal audit		1,455	1,870	1,870	156	684	779	(95)	-12%	1,870
<i>Community and public safety</i>		22,674	33,341	33,341	2,158	10,143	13,891	(3,748)	-27%	33,341
Community and social services		12,142	17,045	17,045	1,132	5,082	7,102	(2,020)	-28%	17,045
Sport and recreation		134	-	-	12	58	-	58	#DIV/0!	-
Public safety		10,044	15,641	15,641	992	4,892	6,517	(1,625)	-25%	15,641
Housing		298	655	655	22	111	273	(161)	-59%	655
Health		56	-	-	-	-	-	-	-	-
<i>Economic and environmental services</i>		29,159	40,427	40,427	2,032	12,281	16,845	(4,564)	-27%	40,427
Planning and development		9,157	16,680	16,680	502	3,385	6,950	(3,564)	-51%	16,680
Road transport		20,002	23,747	23,747	1,530	8,895	9,895	(999)	-10%	23,747
Environmental protection		-	-	-	-	-	-	-	-	-
<i>Trading services</i>		7,591	11,189	11,189	583	3,153	4,662	(1,510)	-32%	11,189
Energy sources		281	1,000	1,000	-	-	417	(417)	-100%	1,000
Water management		-	-	-	-	-	-	-	-	-
Waste water management		-	-	-	-	-	-	-	-	-
Waste management		7,310	10,189	10,189	583	3,153	4,246	(1,093)	-26%	10,189
<i>Other</i>		2,012	4,138	4,138	139	671	1,724	(1,053)	-61%	4,138
<b>Total Expenditure - Functional</b>	<b>3</b>	<b>166,043</b>	<b>239,228</b>	<b>239,228</b>	<b>12,784</b>	<b>69,820</b>	<b>99,677</b>	<b>(29,857)</b>	<b>-30%</b>	<b>239,228</b>
<b>Surplus/ (Deficit) for the year</b>		<b>85,405</b>	<b>2,061</b>	<b>2,061</b>	<b>(4,478)</b>	<b>21,949</b>	<b>860</b>	<b>21,090</b>	<b>2453%</b>	<b>2,061</b>

This table assess the revenue and expenditure by department, the expenditure for the period ending 30 November 2021 is R 69,8 million and revenue is R 91,8 million.

Expenditure by functional classification presents the expenditures by the departments. PWBS Department as the department responsible for the repairs and maintenance of the municipal assets and also with the largest staff complement.

Table C3 presents the same information as the table above, the difference being that it's by Municipal vote.

KZN436 Dr Nkosazana Dlamini Zuma - Table C3 Monthly Budget Statement - Financial Performance (revenue and expenditure by municipal vote) - M05

Vote Description	Ref	2020/21	Budget Year 2021/22							
		Audited Outcome	Original Budget	Adjusted Budget	Monthly actual	YearTD actual	YearTD budget	YTD variance	YTD variance %	Full Year Forecast
<b>R thousands</b>										
<b>Revenue by Vote</b>	1									
Vote 1 - Executive and Council		1	-	-	-	-	-	-	-	-
Vote 2 - Budget and Treasury		210,192	192,777	192,777	4,343	78,446	80,324	(1,877)	-2.3%	192,777
Vote 3 - Corporate Services		9	105	105	-	-	44	(44)	-100.0%	105
Vote 4 - Community Services		9,125	9,329	9,329	2,373	3,994	3,887	107	2.8%	9,329
Vote 5 - Public Works and Basic Services		31,580	38,831	38,831	1,578	9,297	16,180	(6,883)	-42.5%	38,831
Vote 6 - Planning and Development		541	248	248	11	32	103	(71)	-69.1%	248
Vote 7 - [NAME OF VOTE 7]		-	-	-	-	-	-	-	-	-
Vote 8 - [NAME OF VOTE 8]		-	-	-	-	-	-	-	-	-
Vote 9 - [NAME OF VOTE 9]		-	-	-	-	-	-	-	-	-
Vote 10 - [NAME OF VOTE 10]		-	-	-	-	-	-	-	-	-
Vote 11 - [NAME OF VOTE 11]		-	-	-	-	-	-	-	-	-
Vote 12 - [NAME OF VOTE 12]		-	-	-	-	-	-	-	-	-
Vote 13 - [NAME OF VOTE 13]		-	-	-	-	-	-	-	-	-
Vote 14 - [NAME OF VOTE 14]		-	-	-	-	-	-	-	-	-
Vote 15 - [NAME OF VOTE 15]		-	-	-	-	-	-	-	-	-
<b>Total Revenue by Vote</b>	2	<b>251,448</b>	<b>241,288</b>	<b>241,288</b>	<b>8,305</b>	<b>91,770</b>	<b>100,537</b>	<b>(8,767)</b>	<b>-8.7%</b>	<b>241,288</b>
<b>Expenditure by Vote</b>	1									
Vote 1 - Executive and Council		22,139	25,383	25,383	1,326	8,487	10,576	(2,089)	-19.7%	25,383
Vote 2 - Budget and Treasury		58,972	99,593	99,593	4,615	24,113	41,497	(17,384)	-41.9%	99,593
Vote 3 - Corporate Services		23,463	25,056	25,056	1,930	10,938	10,440	498	4.8%	25,056
Vote 4 - Community Services		26,419	40,929	40,929	2,277	11,248	17,053	(5,805)	-34.0%	40,929
Vote 5 - Public Works and Basic Services		30,908	41,702	41,702	2,340	13,520	17,376	(3,856)	-22.2%	41,702
Vote 6 - Planning and Development		4,142	6,564	6,564	295	1,514	2,735	(1,221)	-44.6%	6,564
Vote 7 - [NAME OF VOTE 7]		-	-	-	-	-	-	-	-	-
Vote 8 - [NAME OF VOTE 8]		-	-	-	-	-	-	-	-	-
Vote 9 - [NAME OF VOTE 9]		-	-	-	-	-	-	-	-	-
Vote 10 - [NAME OF VOTE 10]		-	-	-	-	-	-	-	-	-
Vote 11 - [NAME OF VOTE 11]		-	-	-	-	-	-	-	-	-
Vote 12 - [NAME OF VOTE 12]		-	-	-	-	-	-	-	-	-
Vote 13 - [NAME OF VOTE 13]		-	-	-	-	-	-	-	-	-
Vote 14 - [NAME OF VOTE 14]		-	-	-	-	-	-	-	-	-
Vote 15 - [NAME OF VOTE 15]		-	-	-	-	-	-	-	-	-
<b>Total Expenditure by Vote</b>	2	<b>166,043</b>	<b>239,228</b>	<b>239,228</b>	<b>12,784</b>	<b>69,820</b>	<b>99,677</b>	<b>(29,857)</b>	<b>-30.0%</b>	<b>239,228</b>
<b>Surplus/ (Deficit) for the year</b>	2	<b>85,405</b>	<b>2,061</b>	<b>2,061</b>	<b>(4,478)</b>	<b>21,949</b>	<b>860</b>	<b>21,090</b>	<b>2453.2%</b>	<b>2,061</b>

Table C4 This schedule provides information on the planned revenue and operational expenditures against the actual results for the period ending 30 November 2021.

KZN436 Dr Nkosazana Dlamini Zuma - Table C4 Monthly Budget Statement - Financial Performance (revenue and expenditure) - M05 November										
Description	Ref	Budget Year 2021/22								
		2020/21 Audited Outcome	Original Budget	Adjusted Budget	Monthly actual	YearTD actual	YearTD budget	YTD variance	YTD variance %	Full Year Forecast
<b>R thousands</b>										
<b>Revenue By Source</b>										
Property rates		34,318	36,226	36,226	2,934	14,671	15,094	(423)	-3%	36,226
Service charges - electricity revenue		-	-	-	-	-	-	-	-	-
Service charges - water revenue		-	-	-	-	-	-	-	-	-
Service charges - sanitation revenue		-	-	-	-	-	-	-	-	-
Service charges - refuse revenue		3,878	4,045	4,045	334	1,670	1,685	(15)	-1%	4,045
Rental of facilities and equipment		878	864	864	84	407	360	48	13%	864
Interest earned - external investments		6,424	6,338	6,338	688	2,165	2,641	(476)	-18%	6,338
Interest earned - outstanding debtors		5,355	6,193	6,193	501	2,417	2,580	(164)	-6%	6,193
Dividends received		-	-	-	-	-	-	-	-	-
Fines, penalties and forfeits		1,631	418	418	62	384	174	210	120%	418
Licences and permits		414	664	664	34	205	277	(72)	-28%	664
Agency services		306	340	340	100	213	142	71	50%	340
Transfers and subsidies		168,530	147,721	147,721	2,272	61,847	61,550	296	0%	147,721
Other revenue		645	729	729	22	71	304	(233)	-77%	729
Gains		-	1,244	1,244	-	-	518	(518)	-100%	1,244
<b>Total Revenue (excluding capital transfers and contributions)</b>		<b>222,381</b>	<b>204,780</b>	<b>204,780</b>	<b>7,031</b>	<b>84,049</b>	<b>85,325</b>	<b>(1,276)</b>	<b>-1%</b>	<b>204,780</b>
<b>Expenditure By Type</b>										
Employee related costs		66,929	86,453	86,453	5,647	28,229	36,022	(7,793)	-22%	86,453
Remuneration of councillors		11,598	11,901	11,901	790	4,656	4,959	(303)	-8%	11,901
Debt impairment		1,751	20,059	20,059	22	71	8,358	(8,287)	-99%	20,059
Depreciation & asset impairment		32,995	49,362	49,362	2,582	15,850	20,568	(4,718)	-23%	49,362
Finance charges		149	303	303	1	9	128	(118)	-93%	303
Bulk purchases - electricity		-	-	-	-	-	-	-	-	-
Inventory consumed		2,973	4,090	4,090	15	999	1,704	(705)	-41%	4,090
Contracted services		23,343	36,858	36,858	2,355	10,540	15,357	(4,817)	-31%	36,858
Transfers and subsidies		2,031	2,068	2,068	90	268	862	(594)	-69%	2,068
Other expenditure		24,275	28,134	28,134	1,283	9,199	11,722	(2,523)	-22%	28,134
Losses		-	-	-	-	-	-	-	-	-
<b>Total Expenditure</b>		<b>166,043</b>	<b>239,228</b>	<b>239,228</b>	<b>12,784</b>	<b>69,820</b>	<b>99,677</b>	<b>(29,857)</b>	<b>-30%</b>	<b>239,228</b>
<b>Surplus/(Deficit)</b>										
Transfers and subsidies - capital (monetary allocations) (National / Provincial and District)		29,067	36,508	36,508	1,275	7,721	15,212	(7,491)	(0)	36,508
Transfers and subsidies - capital (monetary allocations) (National / Provincial Departmental Agencies, Households, Non-profit Institutions, Private Enterprises, Public Corporations, Higher Educational Institutions)		-	-	-	-	-	-	-	-	-
Transfers and subsidies - capital (in-kind - all)		-	-	-	-	-	-	-	-	-
<b>Surplus/(Deficit) after capital transfers &amp; contributions</b>		<b>85,405</b>	<b>2,061</b>	<b>2,061</b>	<b>(4,478)</b>	<b>21,949</b>	<b>860</b>			<b>2,061</b>
Taxation		-	-	-	-	-	-	-	-	-
<b>Surplus/(Deficit) after taxation</b>		<b>85,405</b>	<b>2,061</b>	<b>2,061</b>	<b>(4,478)</b>	<b>21,949</b>	<b>860</b>			<b>2,061</b>
Attributable to minorities		-	-	-	-	-	-	-	-	-
<b>Surplus/(Deficit) attributable to municipality</b>		<b>85,405</b>	<b>2,061</b>	<b>2,061</b>	<b>(4,478)</b>	<b>21,949</b>	<b>860</b>			<b>2,061</b>
Share of surplus/ (deficit) of associate		-	-	-	-	-	-	-	-	-
<b>Surplus/ (Deficit) for the year</b>		<b>85,405</b>	<b>2,061</b>	<b>2,061</b>	<b>(4,478)</b>	<b>21,949</b>	<b>860</b>			<b>2,061</b>

In terms of the Budget & Performance assessment, the actual billed and/or collected to date is R 84 million inclusive of operational transfers and subsidies against YTD budget of R 85,3 million, this reflects a revenue variance against the period budget of 1% and that is reflecting a good performance against period target.

The operating expenditure budget as at 30 November 2021 is R 99,7 million against a YTD Actual of R 69,8 million and that is reflecting a variance of -30%, this indicates an under-spending against the period budget, when measured against the annual budget reflect a spending of 29% of the total operating budget. The operating surplus for the period is R 14,2 million before Capital transfers and contributions

## Capital Expenditure

Table C5 below reports on the capital expenditures by departments (municipal vote) and also by functional classification. The bottom part of the schedule looks at the funding sources of the capital projects. The Capital expenditure report shown in attached C Schedule Table C5 has been prepared on the basis of the format required to be lodged electronically with National Treasury, and is categorised by municipal vote. The summary report indicates the following:

KZN436 Dr Nkosazana Dlamini Zuma - Table C5 Monthly Budget Statement - Capital Expenditure (municipal vote, functional classification and funding) - M05 November										
Vote Description	Ref	2020/21				Budget Year 2021/22				
		Audited Outcome	Original Budget	Adjusted Budget	Monthly actual	YearTD actual	YearTD budget	YTD variance	YTD variance %	Full Year Forecast
<b>R thousands</b>	1									
<b>Multi-Year expenditure appropriation</b>	2									
Vote 1 - Executive and Council		-	-	-	-	-	-	-	-	-
Vote 2 - Budget and Treasury		6,510	-	-	-	-	-	-	-	-
Vote 3 - Corporate Services		-	-	-	-	-	-	-	-	-
Vote 4 - Community Services		-	-	-	-	-	-	-	-	-
Vote 5 - Public Works and Basic Services		(709)	30,758	30,758	887	9,357	12,816	(3,459)	-27%	30,758
Vote 6 - Planning and Development		-	-	-	-	-	-	-	-	-
Vote 7 - [NAME OF VOTE 7]		-	-	-	-	-	-	-	-	-
Vote 8 - [NAME OF VOTE 8]		-	-	-	-	-	-	-	-	-
Vote 9 - [NAME OF VOTE 9]		-	-	-	-	-	-	-	-	-
Vote 10 - [NAME OF VOTE 10]		-	-	-	-	-	-	-	-	-
Vote 11 - [NAME OF VOTE 11]		-	-	-	-	-	-	-	-	-
Vote 12 - [NAME OF VOTE 12]		-	-	-	-	-	-	-	-	-
Vote 13 - [NAME OF VOTE 13]		-	-	-	-	-	-	-	-	-
Vote 14 - [NAME OF VOTE 14]		-	-	-	-	-	-	-	-	-
Vote 15 - [NAME OF VOTE 15]		-	-	-	-	-	-	-	-	-
<b>Total Capital Multi-year expenditure</b>	4,7	<b>5,800</b>	<b>30,758</b>	<b>30,758</b>	<b>887</b>	<b>9,357</b>	<b>12,816</b>	<b>(3,459)</b>	<b>-27%</b>	<b>30,758</b>
<b>Single Year expenditure appropriation</b>	2									
Vote 1 - Executive and Council		129	151	151	20	36	63	(27)	-43%	151
Vote 2 - Budget and Treasury		63,568	803	803	19	90	335	(245)	-73%	803
Vote 3 - Corporate Services		439	1,708	1,708	(41)	174	712	(538)	-76%	1,708
Vote 4 - Community Services		4,937	11,147	11,147	-	433	4,645	(4,212)	-91%	11,147
Vote 5 - Public Works and Basic Services		894	48,072	48,072	3,384	6,400	20,030	(13,630)	-68%	48,072
Vote 6 - Planning and Development		65	160	160	-	67	(67)	-	-100%	160
Vote 7 - [NAME OF VOTE 7]		-	-	-	-	-	-	-	-	-
Vote 8 - [NAME OF VOTE 8]		-	-	-	-	-	-	-	-	-
Vote 9 - [NAME OF VOTE 9]		-	-	-	-	-	-	-	-	-
Vote 10 - [NAME OF VOTE 10]		-	-	-	-	-	-	-	-	-
Vote 11 - [NAME OF VOTE 11]		-	-	-	-	-	-	-	-	-
Vote 12 - [NAME OF VOTE 12]		-	-	-	-	-	-	-	-	-
Vote 13 - [NAME OF VOTE 13]		-	-	-	-	-	-	-	-	-
Vote 14 - [NAME OF VOTE 14]		-	-	-	-	-	-	-	-	-
Vote 15 - [NAME OF VOTE 15]		-	-	-	-	-	-	-	-	-
<b>Total Capital single-year expenditure</b>	4	<b>70,033</b>	<b>62,042</b>	<b>62,042</b>	<b>3,363</b>	<b>7,132</b>	<b>25,851</b>	<b>(18,719)</b>	<b>-72%</b>	<b>62,042</b>
<b>Total Capital Expenditure</b>	3	<b>75,833</b>	<b>92,800</b>	<b>92,800</b>	<b>4,251</b>	<b>16,489</b>	<b>38,666</b>	<b>(22,177)</b>	<b>-57%</b>	<b>92,800</b>
<b>Capital Expenditure - Functional Classification</b>										
<b>Government and administration</b>		<b>69,777</b>	<b>3,213</b>	<b>3,213</b>	<b>(1)</b>	<b>299</b>	<b>1,339</b>	<b>(1,039)</b>	<b>-78%</b>	<b>3,213</b>
Executive and council		129	151	151	20	36	63	(27)	-43%	151
Finance and administration		69,648	3,061	3,061	(21)	263	1,275	(1,012)	-79%	3,061
Internal audit		-	-	-	-	-	-	-	-	-
<b>Community and public safety</b>		<b>5,807</b>	<b>11,347</b>	<b>11,347</b>	<b>-</b>	<b>433</b>	<b>4,728</b>	<b>(4,295)</b>	<b>-91%</b>	<b>11,347</b>
Community and social services		1,037	4,049	4,049	-	69	1,687	(1,618)	-96%	4,049
Sport and recreation		-	-	-	-	-	-	-	-	-
Public safety		4,770	7,298	7,298	-	363	3,041	(2,678)	-88%	7,298
Housing		-	-	-	-	-	-	-	-	-
Health		-	-	-	-	-	-	-	-	-
<b>Economic and environmental services</b>		<b>250</b>	<b>74,740</b>	<b>74,740</b>	<b>4,252</b>	<b>15,757</b>	<b>31,142</b>	<b>(15,384)</b>	<b>-49%</b>	<b>74,740</b>
Planning and development		69	72,153	69,653	2,688	12,173	28,022	(16,849)	-58%	69,653
Road transport		181	2,587	5,087	1,563	3,585	2,120	1,465	69%	5,087
Environmental protection		-	-	-	-	-	-	-	-	-
<b>Trading services</b>		<b>-</b>	<b>3,500</b>	<b>3,500</b>	<b>-</b>	<b>-</b>	<b>1,458</b>	<b>(1,458)</b>	<b>-100%</b>	<b>3,500</b>
Energy services		-	-	-	-	-	-	-	-	-
Water management		-	-	-	-	-	-	-	-	-
Waste water management		-	1,000	1,000	-	-	417	(417)	-100%	1,000
Waste management		-	2,500	2,500	-	-	1,042	(1,042)	-100%	2,500
<b>Other</b>		<b>-</b>	<b>-</b>	<b>-</b>	<b>-</b>	<b>-</b>	<b>-</b>	<b>-</b>	<b>-</b>	<b>-</b>
<b>Total Capital Expenditure - Functional Classification</b>	3	<b>75,833</b>	<b>92,800</b>	<b>92,800</b>	<b>4,251</b>	<b>16,489</b>	<b>38,666</b>	<b>(22,177)</b>	<b>-57%</b>	<b>92,800</b>
<b>Funded by:</b>										
National Government		0	36,508	36,508	1,108	5,714	15,212	(8,498)	-56%	36,508
Provincial Government		-	-	-	-	-	-	-	-	-
District Municipality		-	-	-	-	-	-	-	-	-
Other transfers and grants		-	-	-	-	-	-	-	-	-
Transfers recognised - capital		0	36,508	36,508	1,108	5,714	15,212	(8,498)	-56%	36,508
Public contributions & donations	5	-	-	-	-	-	-	-	-	-
Borrowing	6	-	-	-	-	-	-	-	-	-
Internally generated funds		6,149	56,292	56,292	3,142	9,776	23,455	(13,679)	-58%	56,292
<b>Total Capital Funding</b>		<b>6,149</b>	<b>92,800</b>	<b>92,800</b>	<b>4,251</b>	<b>16,489</b>	<b>38,666</b>	<b>(22,177)</b>	<b>-57%</b>	<b>92,800</b>

### Grants Funded Capital

- The Capital grant allocation for the financial year is R 36,5 million as per Dora Allocation. In the month of November 2021, we have R 1,108,391.00 spending.
- Integrated National Electrification Programme (INEP) of R 12,7 million was allocated. The grant reflects R 130,499.95 spending at the end of November 2021.
- The Municipality has submitted the rollover application together with the Annual Financial Statement on 31 August 2021, the municipality has received an approval letter of R 20,3 million for Covid -19 Grant from National Treasury, and approval communication from Department of Economic Development for the Greenest Municipality Awards of R 375 000 and still awaiting approval for provincial grant rollover applications.

The rollovers include the following grants:

- Building Plans Management R 80,000
- Anti-Corruption Grant R 133,983.00
- Tittle Deeds Restoration Grant R 200,00

**Table A – Capital Expenditure Source**

FUNDING SOURCE	2021/22 ORIGINAL BUDGET R'000	YTD Budget 30/11/2021	YTD Actual Expenditure AS AT 30/11/2021	Balances	% Spent
MIG	36,508,000	6,084,667	6,713,650	29,794,350	18%
INTERNAL	56,291,601	9,381,934	9,775,549	46,516,052	17%
<b>TOTAL CAPEX</b>	<b>92,799,601</b>	<b>15,466,600</b>	<b>16,489,200</b>	<b>76,310,402</b>	<b>18%</b>
INEP	12,720,000	2,120,000	130,499.95	12,589,500	1%
<b>TOTAL INCLUDING INEP</b>	<b>105,519,601</b>	<b>17,586,600</b>	<b>16,619,700</b>	<b>88,899,902</b>	<b>16%</b>

**Table A** above presents similar information as table C5 the difference is that table A includes Electrification projects that is not included on table C5 for capital expenditure because the municipality acts as an agent in terms of the service level agreement with Eskom.

The total capital budget for the 2021/2022 financial year is R 105 ,5 million inclusive of INEP and the MIG allocation is R 36 ,5 million. The cumulative capital expenditure for the period amounts to R 16,6 Million of the total budget. The municipality anticipate to spend 100% of the total capital budget as at the end of the financial year.

Therefore, the spending is sitting at 18% as at 30 November 2021 because of the delays caused by national lockdown and the delays on SCM processes, projects to be advertised were not

submitted on time by the end users and in some instance suitable service provider were not found as that would lead up the project being re-advertised but the expenditure will increase at the end of second quarter and third quarter.

The municipality does not have delays arising from, poor performance on emerging contractors no appeal are in-process and no work stoppages.

If the above matters arise there will be measures to be put in place to mitigate these challenges.

In the internal funding, the municipality has only spent 17% of its overall internal budget. The overall percentage of capital expenditure is 16% as at the end of November 2021 including INEP.

### **2.3 Material variances over 5 percent - Revenue and Expenditure**

#### **The main contributing factors to the over collection/billing include the following:**

The YTD Operating Revenue Budget for the 2020/21 financial year is R 85,3 million against YTD actual of R 84,04 million which implies that the municipality has received more revenue than anticipated

The reasons for the variances will be discussed with reference to Table C4 of the Budget Statement Table, and is explained as follows

- **Rental on Facilities and Equipment:** (13%) Rental of facilities and equipment - Underestimation of revenue from ad-hoc rentals due to unpredicted changes on lockdown levels which has an effect on hire and use of municipal properties.
- **Interest on Investment:** (-18) A total of R 2,2 million was recognised on the interest due to the fact that interest due on some investments has not yet materialised on major investments that were made during the month October and November but at the end of quarter two would see much improvement.
- **Interest on Outstanding Debtors:** (-6%) this line item has yield negative variance it appears will have billed less interest than we had originally anticipated this shows deterioration in the previously anticipated collection rate.
- **Fines, Penalties, Forfeits:** (120%) The law enforcement unit issued more fines than what was initially anticipated for the month due to increase in the number of offenders, stray animals and vehicles impounded due to infringement of laws
- **Licenses and Permits:**(-26%) reflects negative variance for the month. Revenue is lower than projected because of a decrease in the number of people making bookings for Learners Licences due to covid-19 as people are still avoiding activities that will need them to meet with people from different areas. The municipality will monitor the revenue generated in order to consider adjustment budget if the trend continues.

- **Agency Services:** (-50%) the agency services are above the projected budget at the end of this month for the municipality for the agency fees. Underestimation of budget based on last financial years actuals.
- **Other Revenue:**(-77%) Other revenue is below the projected budget at the end of this month, Hall hire bookings has decrease due to Covid-19 rebates restrictions.
- **Gains and disposal on PPE:** (-100) auction has no taken place as we are still in the beginning of the financial year.

#### Operating Expenditure material variances

The YTD Operating Expenditure for the 2021/22 financial year is R 69,8 million against YTD budget of R 99,7 million which implies that the municipality has a negative variance of R -29,857 million in expenditure arising from different line items.

The reasons for the variances will be discussed with reference to Table C4 of the Budget Statement Table, and is explained as follows

- **Employee related cost:** (-22%%) the variance is a result of the timing of filing of vacant positions.
- **Debt impairment:** (-99%) expenditure will be recognised at the end of the financial year. Debt impairment relates to long overdue customer accounts over 90 days. It is a non-cash item and is budgeted at a rate being the difference of the cash the municipality intends to collect and what is not collectable from customers from prior years.
- Items included in this category are bad debts written off which at the time of compiling report, there were no provisions recorded on the financial system resulting in this variance
- **Depreciation and Impairments:**(-23%) due to delays in completion of the prior year projects which affect the capitalisation and subsequent depreciation of the assets.
- It is therefore the sooner the prior year projects are completed; the sooner the variance will be eliminated.
- **Finance charges:** (93%) at the of month, the interest will be made on the specific times during the financial year, hence the variance.
- **Other Materials:** (-41%) this variance is from the amount originally budgeted. maintenance and repairing of assets are going according to the adopted maintenance plan, hence the variance.
- **Contracted Services:**(-31%) Cost containment regulations yielded positive results. There are savings and reduction on a number of operational costs items i.e., Accommodation,

catering and due to delayed community programmes as a result of national lockdown and other programmes are scheduled to take place in the upcoming quarters.

- **Transfers and Subsidies:** -69%, This is the expenditure incurred in providing free basic services to the community and is dependent on the number of people who collected the free basic electricity. The year-to-date actual is below the projected amount as no payment was made during the month of November 2021.
- **Other Expenditure:** (-22%) Cost containment regulations yielded positive results. There are savings and reduction on a number of operational costs items i.e., Accommodation, catering due to delayed community programmes as a result of national lockdown and other programmes are scheduled to take place in the upcoming quarter.
- A close monitoring of expenditure will be performed, also to be cautious to not automatically view this underspending as savings which may be used elsewhere before analysis some number of programmes commence in the third quarter for which budget must be retained, but the programmes are steady commencing.

#### **Capital Expenditure material variances**

The Capital Expenditure for the 2021/22 financial year is R 16,5 million against YTD budget of R 38,7 million which implies that the capital expenditure incurred is significantly below the projection.

**Capital Expenditure:**(-57%) variance is due to delays in implementing projects as a result of the Covid-19 restrictions, rezoning processes as well as the delays in Environmental Impact Assessment.

There were minor delays in other appointments as the advertisement were done before the end of the fourth quarter. However, project implementation is expected to improve before the end of the second quarter, the slow spending on the capital budget has been noted and remedial measures are to be put in place.

#### **Internal Funded Capital Projects**

- **Centocow Taxi Rank phase 2** - The project is practical complete.
- **Sdangeni Bridge** – The project is in the intention to award but is delayed by environmental Assessment (EIA).
- **Creighton Artificial Sport field** – The contractor is busy with cut and fill, also busy with fencing and the project is 10% complete
- **Construction of fire station** - The project is on the Adjudication stage.
- **Storm Water (All 15 Wards)** – Supply to install is on the specification committee, an order for additional pipes has been issued.
- **Renewal of gravel access roads (All 15 wards)** - The project is practical complete

- **Upgrading of Underberg Town Phase 1** – The contractor is done with G2 process and the project is 80% complete
- **Upgrading of Bulwer town phase 1** – The project is practical complete.
- **Upgrading of Creighton town phase 1** - The project is practical complete

### Grant Funded Projects

- **Construction of Underberg Community Town Hall** - The contractor is busy with brick work on the community hall. And the project is 55% complete.
- **Himeville Business Hives** - The project has been advertised
- **Electrification Projects** - The service provider is busy with pre-marketing and prelim design

The detailed report for Capital Projects is attached as Appendix C (1) and detailed material variances on capital expenditure is attached as an annexure in the report.

## PART 2 – SUPPORTING DOCUMENTATION

### 2.1 Debtors Analysis

Table SC3 presented below summarises the Debtors Age Analysis as at 30 November 2021.

KZN436 Dr Nkosazana Dlamini Zuma - Supporting Table SC3 Month		Budget Statement - aged debtors - M05 November												
Description	NT Code	Budget Year 2021/22									Total over 90 days	Actual Bad Debts Written Off against Debtors	Impairment - Bad Debts i.L.o Council Policy	
		0-30 Days	31-60 Days	61-90 Days	91-120 Days	121-150 Dys	151-180 Dys	181 Dys-1 Yr	Over 1Yr	Total				
R thousands														
<b>Debtors Age Analysis By Income Source</b>														
Trade and Other Receivables from Exchange Transactions - Water	1200	-	-	-	-	-	-	-	-	-	-	-	-	-
Trade and Other Receivables from Exchange Transactions - Electricity	1300	-	-	-	-	-	-	-	-	-	-	-	-	-
Receivables from Non-exchange Transactions - Property Rates	1400	4,441	2,218	1,709	1,589	1,274	1,197	6,785	35,089	54,292	45,924	-	-	
Receivables from Exchange Transactions - Waste Water Management	1500	-	-	-	-	-	-	-	-	-	-	-	-	
Receivables from Exchange Transactions - Waste Management	1600	600	227	210	196	469	151	798	4,379	7,029	5,982	-	-	
Receivables from Exchange Transactions - Property Rental Debtors	1700	-	-	-	-	-	-	-	-	-	-	-	-	
Interest on Arrear Debtor Accounts	1810	-	-	-	23	37	61	608	16,726	17,447	17,447	-	-	
Recoverable unauthorised, irregular, fruitless and wasteful expenditure	1820	-	-	-	-	-	-	-	-	-	-	-	-	
Other	1900	15,225	62	62	67	38	32	185	2,214	2,565	2,537	-	-	
<b>Total By Income Source</b>	<b>2000</b>	<b>184</b>	<b>2,506</b>	<b>1,981</b>	<b>1,886</b>	<b>1,818</b>	<b>1,432</b>	<b>8,355</b>	<b>58,410</b>	<b>76,203</b>	<b>71,901</b>	<b>-</b>	<b>-</b>	
<b>2020/21 - totals only</b>														
<b>Debtors Age Analysis By Customer Group</b>														
Organs of State	2200	(305)	656	644	657	524	500	2,992	23,329	28,998	28,003	-	-	
Commercial	2300	52	350	332	286	166	135	683	4,920	6,934	6,189	-	-	
Households	2400	434	1,242	767	716	920	605	3,632	21,832	30,147	27,704	-	-	
Other	2500	365	248	238	225	209	192	1,049	8,329	10,125	10,005	-	-	
<b>Total By Customer Group</b>	<b>2600</b>	<b>184</b>	<b>2,506</b>	<b>1,981</b>	<b>1,886</b>	<b>1,818</b>	<b>1,432</b>	<b>8,355</b>	<b>58,410</b>	<b>76,203</b>	<b>71,901</b>	<b>-</b>	<b>-</b>	

- Consumer debtors' amount to R 76,2 million excluding accounts with credit balances as at the end of November 2021. This indicates an increase of R 4,3 million from June 2021 in which was R 71,8 million, the debtors' book is increasing as it is difficult to collect debtors over a year.

**Table 2.2**

AGE ANALYSIS NOVEMBER 2021

	Current	0-30 Days	30-60 Days	60-90 Days	90-120 Days	Older than 120 Day	Total	Debtor's in %
<b>Debtors Age Analysis by Income Group</b>								
RATES	(374,686.04)	2,666,227.57	2,149,807.52	2,217,761.59	1,708,977.62	62,637,166.79	71,005,255.05	87%
REFUS	(3,314.00)	338,052.97	265,687.55	226,525.78	209,908.35	7,842,377.62	8,879,238.27	11%
RENT	-	68,603.08	67,521.53	61,936.06	61,936.06	717,572.14	977,568.87	1%
SUND	-	-	-	-	-	703,667.71	703,667.71	1%
	(378,000.04)	3,072,883.62	2,483,016.60	2,506,223.43	1,980,822.03	71,900,784.26	81,565,729.90	100%
<b>Debtors Age Analysis by Customer Group</b>								
Government	(11,633.63)	544,631.49	545,436.53	539,128.72	539,128.72	22,029,082.22	24,185,774.05	30%
Business	(283,547.72)	279,027.14	231,658.01	154,507.77	133,278.47	7,125,568.66	7,640,492.33	9%
Households	(73,848.25)	1,412,687.51	1,000,782.29	1,243,129.39	767,401.42	27,746,778.38	32,096,930.74	39%
Agriculture	(8,970.44)	811,116.16	682,559.14	547,514.86	519,070.77	13,569,220.63	16,120,511.12	20%
Other	-	25,421.32	22,580.63	21,942.69	21,942.65	1,430,134.37	1,522,021.66	2%
<b>Total by Customer group</b>	<b>(378,000.04)</b>	<b>3,072,883.62</b>	<b>2,483,016.60</b>	<b>2,506,223.43</b>	<b>1,980,822.03</b>	<b>71,900,784.26</b>	<b>81,565,729.90</b>	<b>100%</b>

Reflected above is the age analysis of debtors for the months of November 2021 Debtors have fluctuated consistently during the five-month period, totalling at the end of, the debtor book value amounted to R 81,6 million this amount includes accounts with credit balances and the debtor's collection is 78% as November 2021.

**The debt is made up of the following:**

- 1) Government: R 24,185,774.05
- 2) Business: R 7,640,492.33
- 3) Households: R 32,096,930.74
- 4) Agriculture: R 16,120,511.12
- 5) Other: R 1,522,021.66

**The Collection Rate at the end of November 2021**

**REVENUE ANALYSIS 2021/2022**

**Nov-21**

Collection Rate	(Gross Debtors Closing Balance + Billed Revenue - Gross Debtors Opening Balance - Bad Debts Written Off)/Billed Revenue x 100		<b>78%</b>
		Gross Debtors closing balance	76,203,379.12
		Gross Debtors opening balance	71,804,026.64
		Bad debts written Off	-
		Billed Revenue	<b>20,293,002.08</b>

**The department is also actively recovering old debt, which has yielded an improvement in receipts.**

- The majority of debtors under this category is over 120 days and above, the matters have results in legal processes, estate late matters which pose a challenge as regards to debt collection. There are also certain accounts which are under query for various reasons, namely verification of government accounts prior to payment. The most significant debtors are reported to MANCO and Finance Portfolio Committee.
- The credit control measures for collection are implemented especially for old debt The municipality has attorneys to assist with collection of long outstanding debt when all internal processes have been exhausted.
- Revenue and debt collection unit has noted that more people are paying for their accounts since a dual collection strategy has been implemented (debt collection process is done both in-house and supplemented by legal attorneys).

## **2.2 Creditors Age Analysis**

The municipality does not have creditors age analysis, as the municipality makes an extra effort that creditors are paid within 30 days as per MFMA. The balance of trade payables for the month of November 2021 is sitting R 120,750 as there were no overdue outstanding invoices.

## **2.3 Cash and cash equivalents**

The interest received from investment for the month of November 2021 is R 687,724.66 YTD amount is R 2,164,937.00. The cash bank balance as at 30 November 2021 amounted to R 8,6 million and short-term investments amounted to R 171,4 million with a total cash and cash equivalents of R 179,9 million. The cash coverage ratio as at 30 November 2021 is 11.7% based on average of R 12,8 million per month fixed operating expenditure. This indicates that the municipality as at 30 November 2021 had sufficient cash to operate for a period more than 3 months without receiving grants to cover operating costs. The norm as set out in the uniform financial ratios and norms circular 71 is 1 to 3 months. The investment register with full details of accounts is attached as an annexure to the report.

**ANALYSIS OF CASH & INVESTMENTS TABLE BELOW****Table 2.3**

Name of institution & investment ID	Amount
FNB	48,388,283.82
NED BANK	40,720,610.18
INVESTEC	10,400,564.10
STANDARD BANK	41,212,289.74
ABSA BUSINESS BANK	30,630,565.71
<b>TOTAL INVESTMENTS AND INTEREST</b>	<b>171,352,313.55</b>

The table above reflects investments as at the end of the month at the various institutions at which the funds are invested. The total investments for the month totals to R 171,4 million

**Bank Balances**

The following reflects bank balances at 30 November 2021

Description	November 21
FNB Primary Account: 62026224999	7,552,806.08
FNB Money Market Account: 52552036969	1,037,987.64
<b>Total Cash held as at November 2021</b>	<b>8,590,793.72</b>

The Total Cash held as at 30 November 2021 is R 8,6 million.

**2.4 Conditional Grants Allocation and Grant receipts and Expenditure**

The Municipality is sitting on the YTD of R 88,8 million including Equitable Share and the municipality has roll-overs of R 6 million at the beginning of the financial year, which will be included in the adjustment budget if approved by the Treasury.

The table below indicate the total spending to date is R 11,6 million as at 30 November 2021.

## DR NKOSAZANA DLAMINI-ZUMA LOCAL MUNICIPALITY

## GRANTS SUMMARY NOVEMBER 2021-2022

GRANT NAME	Vote Number	Original Budget 2020/2021	ROLL- OVER/OPENING BALANCE	APPROVED ROLLOVER BY NATIONAL TREASURY	TOTAL RECEIVED/ROLL OVER	TOTAL SPENT BUDGET TO DATE	TOTAL UNSPENT BUDGET TO DATE	TOTAL UNSPENT VS RECEIVED/ROLLOVER ER ALLOCATION	TB/GL Balance
<b>NATIONAL TREASURY GRANTS</b>									
MIG	30311071180/1/2	36,508,000.00	-		14,600,000.00	7,720,698.06	28,787,301.94	6,879,301.94	6,879,301.94
FMG	30311070010/1/2	1,950,000.00	-		1,950,000.00	251,888.79	1,698,111.21	1,698,111.21	1,698,111.21
EPWP	30311070280/1/2	2,323,000.00			1,626,000.00	1,576,286.76	746,713.24	49,713.24	49,713.24
ELECTRIFICATION GRANT	30311073090/1/2	12,720,000.00	-	-	5,700,000.00	130,499.95	12,589,500.05	5,569,500.05	5,569,500.05
<b>SUB-TOTAL</b>		<b>53,501,000.00</b>	<b>-</b>	<b>-</b>	<b>23,876,000.00</b>	<b>9,679,373.56</b>	<b>43,821,626.44</b>	<b>14,196,626.44</b>	<b>14,196,626.44</b>
<b>KZN PROVINCIAL GRANTS</b>									
LIBRARY SERVICE OPERATIONAL GRANT	30311073190/1/2	3,972,000.00	-		3,972,000.00	1,903,334.46	2,068,665.54	2,068,665.54	2,068,665.54
CAPACITY BUILDING	30311073110/1/2	-	80,000.00	-	80,000.00	-	80,000.00	80,000.00	80,000.00
GREENEST MUNICIPAL AWARD	30311070190/1/2	-	375,000.00		375,000.00	-	375,000.00	375,000.00	375,000.00
<b>SUB-TOTAL</b>		<b>3,972,000.00</b>	<b>455,000.00</b>	<b>-</b>	<b>4,427,000.00</b>	<b>1,903,334.46</b>	<b>2,523,665.54</b>	<b>2,523,665.54</b>	<b>2,523,665.54</b>
<b>OTHER</b>									
ANTI CORRUPTION GRANT	30311073140/1/2		133,983.00	-	133,983.00	-	133,983.00	133,983.00	133,983.00
Title Deeds Restoration Grant	30311070020/1/2		200,000.00		200,000.00	-	200,000.00	200,000.00	200,000.00
BHIDLA HOUSING PROJECT	30311072940/1/2		5,624,057.41		5,935,081.51	-	5,935,081.51	5,935,081.51	5,624,057.40
			<b>5,958,040.41</b>	<b>-</b>	<b>6,269,064.51</b>	<b>-</b>	<b>6,269,064.51</b>	<b>6,269,064.51</b>	<b>5,958,040.40</b>
<b>TOTAL GRANTS</b>		<b>57,473,000.00</b>	<b>6,413,040.41</b>	<b>-</b>	<b>34,572,064.51</b>	<b>11,582,708.02</b>	<b>52,614,356.49</b>	<b>22,989,356.49</b>	<b>22,678,332.38</b>

## 2.5 Councillor and Staff Benefits

Table SC8 presents the expenditure of councillor and staff benefits at 30 November 2021

The table SC8 below for monthly budget statement Councillor and staff Benefit shows the detailed spending of staff salaries and wages and Councillor's remuneration.

KZN436 Dr Nkosazana Dlamini Zuma - Supporting Table SC8 Monthly Budget Statement - councillor and staff benefits - M05 November

Summary of Employee and Councillor remuneration	Ref	Budget Year 2021/22								
		2020/21 Audited Outcome	Original Budget	Adjusted Budget	Monthly actual	YearTD actual	YearTD budget	YTD variance	YTD variance %	Full Year Forecast
R thousands	1	A	B	C						D
<b>Councillors (Political Office Bearers plus Other)</b>										
Basic Salaries and Wages		8,081	8,256	8,256	748	3,442	3,440	3	0%	8,256
Pension and UIF Contributions		1,141	1,166	1,166	10	390	486	(96)	-20%	1,166
Medical Aid Contributions		-	-	-	-	-	-	-	-	-
Motor Vehicle Allowance		1,088	1,112	1,112	17	380	463	(83)	-18%	1,112
Cellphone Allowance		1,288	1,368	1,368	15	444	570	(126)	-22%	1,368
Housing Allowances		-	-	-	-	-	-	-	-	-
Other benefits and allowances		-	-	-	-	-	-	-	-	-
<b>Sub Total - Councillors</b>		<b>11,598</b>	<b>11,901</b>	<b>11,901</b>	<b>790</b>	<b>4,656</b>	<b>4,959</b>	<b>(303)</b>	<b>-6%</b>	<b>11,901</b>
<b>% Increase</b>	4		<b>2.6%</b>	<b>2.6%</b>						<b>2.6%</b>
<b>Senior Managers of the Municipality</b>										
Basic Salaries and Wages		4,480	5,372	5,372	363	1,815	2,238	(423)	-19%	5,372
Pension and UIF Contributions		115	185	185	15	73	77	(4)	-5%	185
Medical Aid Contributions		55	114	114	4	20	48	(28)	-58%	114
Overtime		-	-	-	-	-	-	-	-	-
Performance Bonus		562	235	235	-	-	98	(98)	-100%	235
Motor Vehicle Allowance		330	491	491	38	192	204	(12)	-6%	491
Cellphone Allowance		-	-	-	-	-	-	-	-	-
Housing Allowances		80	84	84	7	33	35	(2)	-6%	84
Other benefits and allowances		42	201	201	11	20	84	(54)	-76%	201
Payments in lieu of leave		-	-	-	-	-	-	-	-	-
Long service awards		-	-	-	-	-	-	-	-	-
Post-retirement benefit obligations		-	-	-	-	-	-	-	-	-
<b>Sub Total - Senior Managers of Municipality</b>		<b>5,663</b>	<b>6,682</b>	<b>6,682</b>	<b>438</b>	<b>2,154</b>	<b>2,784</b>	<b>(630)</b>	<b>-23%</b>	<b>6,682</b>
<b>% Increase</b>	4		<b>18.0%</b>	<b>18.0%</b>						<b>18.0%</b>
<b>Other Municipal Staff</b>										
Basic Salaries and Wages		42,120	55,199	55,199	3,885	19,816	22,999	(3,184)	-14%	55,199
Pension and UIF Contributions		6,906	8,465	8,465	651	3,201	3,527	(326)	-9%	8,465
Medical Aid Contributions		3,523	3,224	3,224	257	1,275	1,343	(68)	-5%	3,224
Overtime		2,391	4,761	4,761	258	1,231	1,984	(753)	-38%	4,761
Performance Bonus		1,033	1,419	1,419	-	10	591	(581)	-98%	1,419
Motor Vehicle Allowance		-	-	-	-	-	-	-	-	-
Cellphone Allowance		-	-	-	-	-	-	-	-	-
Housing Allowances		110	398	398	10	52	166	(113)	-68%	398
Other benefits and allowances		2,402	3,442	3,442	51	116	1,434	(1,318)	-92%	3,442
Payments in lieu of leave		-	-	-	-	-	-	-	-	-
Long service awards		1,313	441	441	52	226	184	42	23%	441
Post-retirement benefit obligations		1,468	2,424	2,424	45	148	1,010	(862)	-85%	2,424
<b>Sub Total - Other Municipal Staff</b>		<b>61,265</b>	<b>79,771</b>	<b>79,771</b>	<b>5,209</b>	<b>26,075</b>	<b>33,238</b>	<b>(7,162)</b>	<b>-22%</b>	<b>79,771</b>
<b>% Increase</b>	4		<b>30.2%</b>	<b>30.2%</b>						<b>30.2%</b>
<b>Total Parent Municipality</b>		<b>78,526</b>	<b>98,354</b>	<b>98,354</b>	<b>6,438</b>	<b>32,885</b>	<b>40,980</b>	<b>(8,095)</b>	<b>-20%</b>	<b>98,354</b>

Section 66 of the MFMA requires that the accounting officer of a municipality must report to Council in a prescribed format all expenditure incurred by the municipality on staff salaries, wages and benefits in a manner that discloses expenditure per type such as salaries contributions for pensions etc.

As at 30 November 2021, 39% of the councillor's allowances budget was spent and 33% spent against employee related costs budget. As at 30 November 2021 the total salary cost represented 33% of YTD operating expenditure for the period.

## 2.6 Capital Expenditure Trend as at 30 November 2021

KZN436 Dr Nkosazana Dlamini Zuma - Supporting Table SC12 Monthly Budget Statement - capital expenditure trend - M05 November

Month	2020/21		Budget Year 2021/22						
	Audited Outcome	Original Budget	Adjusted Budget	Monthly actual	YearTD actual	YearTD budget	YTD variance	YTD variance %	% spend of Original Budget
<b>R thousands</b>									
<b>Monthly expenditure performance trend</b>									
July	510	7,733	7,733	76	76	7,733	7,857	99.0%	0%
August	224	7,733	7,733	123	199	15,467	15,268	98.7%	0%
September	5,967	7,733	7,733	4,671	4,870	23,200	18,330	79.0%	5%
October	5,276	7,733	7,733	7,368	12,239	30,933	18,695	60.4%	13%
November	1,492	7,733	7,733	4,251	16,489	38,666	22,177	57.4%	18%
December	6,563	7,733	7,733	-	16,489	46,400	29,910	64.5%	18%
January	2,927	7,733	7,733	-	16,489	54,133	37,644	69.5%	18%
February	3,517	7,733	7,733	-	16,489	61,866	45,377	73.3%	18%
March	6,573	7,733	7,733	-	16,489	69,599	53,110	76.3%	18%
April	6,236	7,733	7,733	-	16,489	77,333	60,844	78.7%	18%
May	8,439	7,733	7,733	-	16,489	85,066	68,577	80.6%	18%
June	28,108	7,734	7,734	-	16,489	92,800	76,310	82.2%	18%
<b>Total Capital expenditure</b>	<b>75 833</b>	<b>92,800</b>	<b>92,800</b>	<b>16 489</b>					

## 2.7 Capital Expenditure on New Assets by Asset Class – 30 November 2021

KZN436 Dr Nkosazana Dlamini Zuma - Supporting Table SC13a Monthly Budget Statement - capital expenditure on new assets by asset class - M05 November

Description	Ref	2020/21		Budget Year 2021/22						
		Audited Outcome	Original Budget	Adjusted Budget	Monthly actual	YearTD actual	YearTD budget	YTD variance	YTD variance %	Full Year Forecast
<b>R thousands</b>										
<b>Capital expenditure on new assets by Asset Class/Sub-class</b>										
<b>Infrastructure</b>		10,234	18,600	18,600	-	940	7,750	6,810	87.9%	18,600
Roads Infrastructure		10,234	16,500	16,500	-	940	6,875	5,935	86.3%	16,500
Roads		10,234	16,500	16,500	-	940	6,875	5,935	86.3%	16,500
Attenuation		-	-	-	-	-	-	-	-	-
Electrical Infrastructure		-	500	500	-	-	208	208	100.0%	500
HV Substations		-	-	-	-	-	-	-	-	-
HV Switching Station		-	500	500	-	-	208	208	100.0%	500
Capital Spares		-	-	-	-	-	-	-	-	-
Solid Waste Infrastructure		-	1,600	1,600	-	-	667	667	100.0%	1,600
Landfill Sites		-	500	500	-	-	208	208	100.0%	500
Waste Transfer Stations		-	1,100	1,100	-	-	458	458	100.0%	1,100
Waste Processing Facilities		-	-	-	-	-	-	-	-	-
<b>Community Assets</b>		7,874	32,388	32,388	1,801	6,467	13,495	7,028	52.1%	32,388
Community Facilities		4,930	24,388	24,388	663	5,358	10,162	4,803	47.3%	24,388
Halls		1,152	16,000	15,807	-	4,565	6,588	1,921	28.2%	15,807
Centres		-	-	-	-	-	-	-	-	-
Crèches		562	3,523	3,523	-	-	1,468	1,468	100.0%	3,523
Police		-	-	-	-	-	-	-	-	-
Parks		-	465	465	-	-	194	194	100.0%	465
Nature Reserves		-	-	-	-	-	-	-	-	-
Public Ablution Facilities		-	200	200	-	-	83	83	100.0%	200
Markets		-	3,700	3,700	-	-	1,542	1,542	100.0%	3,700
Airports		-	-	-	-	-	-	-	-	-
Taxi Ranks/Bus Terminals		3,195	500	693	693	693	289	(404)	-140.0%	693
Capital Spares		-	-	-	-	-	-	-	-	-
Sport and Recreation Facilities		2,944	8,000	8,000	1,108	1,108	3,333	2,225	66.7%	8,000
Indoor Facilities		-	-	-	-	-	-	-	-	-
Outdoor Facilities		2,944	8,000	8,000	1,108	1,108	3,333	2,225	66.7%	8,000
Capital Spares		-	-	-	-	-	-	-	-	-
<b>Other assets</b>		-	11,450	11,450	176	235	4,771	4,536	95.1%	11,450
Operational Buildings		-	11,450	11,450	176	235	4,771	4,536	95.1%	11,450
Municipal Offices		-	11,450	11,450	176	235	4,771	4,536	95.1%	11,450
Pay/Enquiry Points		-	-	-	-	-	-	-	-	-
<b>Intangible Assets</b>		259	499	499	-	10	208	198	95.1%	499
Servitudes		-	-	-	-	-	-	-	-	-
Licences and Rights		259	499	499	-	10	208	198	95.1%	499
Solid Waste Licenses		-	-	-	-	-	-	-	-	-
Computer Software and Applications		139	349	349	-	10	145	135	92.9%	349
Local Settlement Software Applications		-	-	-	-	-	-	-	-	-
Unspecified		120	150	150	-	-	63	63	100.0%	150
<b>Computer Equipment</b>		646	660	660	40	214	275	61	22.1%	660
Computer Equipment		646	660	660	40	214	275	61	22.1%	660
<b>Furniture and Office Equipment</b>		356	981	981	(41)	241	409	167	41.0%	981
Furniture and Office Equipment		356	981	981	(41)	241	409	167	41.0%	981
<b>Machinery and Equipment</b>		621	2,722	5,222	1,388	3,691	2,178	(1,515)	-69.8%	5,222
Machinery and Equipment		621	2,722	5,222	1,388	3,691	2,178	(1,515)	-69.8%	5,222
<b>Transport Assets</b>		4,268	-	-	-	-	-	-	-	-
Transport Assets		4,268	-	-	-	-	-	-	-	-
<b>Zoo's, Marine and Non-biological Animals</b>		-	-	-	-	-	-	-	-	-
Zoo's, Marine and Non-biological Animals		-	-	-	-	-	-	-	-	-
<b>Total Capital Expenditure on new assets</b>	1	<b>24,257</b>	<b>67,300</b>	<b>69,800</b>	<b>3,363</b>	<b>11,797</b>	<b>29,083</b>	<b>17,288</b>	<b>59.4%</b>	<b>69,800</b>

## 2.8 Capital Expenditure on Renewal of Existing Assets by Asset Class – 30 November 2021

KZN436 Dr Nkosazana Dlamini Zuma - Supporting Table SC13b Monthly Budget Statement - capital expenditure on renewal of existing assets by asset class -										
Description	Ref	2020/21	Budget Year 2021/22							
		Audited Outcome	Original Budget	Adjusted Budget	Monthly actual	YearTD actual	YearTD budget	YTD variance	YTD variance %	Full Year Forecast
R thousands										
Capital expenditure on renewal of existing assets by Asset Class/Sub-class										
<b>Infrastructure</b>		31,756	10,000	7,500	-	-	3,125	3,125	100.0%	7,500
Roads Infrastructure		31,756	10,000	7,500	-	-	3,125	3,125	100.0%	7,500
Roads		31,756	10,000	7,500	-	-	3,125	3,125	100.0%	7,500
<b>Land</b>		-	-	-	-	-	-	-	-	-
Land		-	-	-	-	-	-	-	-	-
<b>Zoo's, Marine and Non-biological Animals</b>		-	-	-	-	-	-	-	-	-
Zoo's, Marine and Non-biological Animals		-	-	-	-	-	-	-	-	-
<b>Total Capital Expenditure on renewal of existing assets</b>	1	31,756	10,000	7,500	-	-	3,125	3,125	100.0%	7,500

## 2.9 Capital expenditure on upgrading of existing assets by asset class – 30 November 2021

KZN436 Dr Nkosazana Dlamini Zuma - Supporting Table SC13c Monthly Budget Statement - capital expenditure on upgrading of existing assets by asset class -										
Description	Ref	2020/21	Budget Year 2021/22							
		Audited Outcome	Original Budget	Adjusted Budget	Monthly actual	YearTD actual	YearTD budget	YTD variance	YTD variance %	Full Year Forecast
R thousands										
Capital expenditure on upgrading of existing assets by Asset Class/Sub-class										
<b>Infrastructure</b>		13,625	13,600	13,600	887	4,634	5,667	1,033	18.2%	13,600
Roads Infrastructure		13,625	13,000	13,000	887	4,634	5,417	783	14.5%	13,000
Roads		13,625	13,000	13,000	887	4,634	5,417	783	14.5%	13,000
Capital Spares		-	-	-	-	-	-	-	-	-
Solid Waste Infrastructure		-	600	600	-	-	250	250	100.0%	600
Landfill Sites		-	600	600	-	-	250	250	100.0%	600
<b>Community Assets</b>		73	1,250	1,250	-	58	521	463	88.8%	1,250
Community Facilities		73	250	250	-	58	104	46	44.1%	250
Theatres		-	-	-	-	-	-	-	-	-
Libraries		-	-	-	-	58	-	(58)	#DIV/0!	-
Nature Reserves		-	-	-	-	-	-	-	-	-
Public Ablution Facilities		-	250	250	-	-	104	104	100.0%	250
Airports		-	-	-	-	-	-	-	-	-
Taxi Ranks/Bus Terminals		73	-	-	-	-	-	-	-	-
Capital Spares		-	-	-	-	-	-	-	-	-
Sport and Recreation Facilities		-	1,000	1,000	-	-	417	417	100.0%	1,000
Indoor Facilities		-	-	-	-	-	-	-	-	-
Outdoor Facilities		-	1,000	1,000	-	-	417	417	100.0%	1,000
<b>Other assets</b>		6,122	-	-	-	-	-	-	-	-
Operational Buildings		6,122	-	-	-	-	-	-	-	-
Municipal Offices		6,122	-	-	-	-	-	-	-	-
<b>Furniture and Office Equipment</b>		-	650	650	-	-	271	271	100.0%	650
Furniture and Office Equipment		-	650	650	-	-	271	271	100.0%	650
<b>Zoo's, Marine and Non-biological Animals</b>		-	-	-	-	-	-	-	-	-
Zoo's, Marine and Non-biological Animals		-	-	-	-	-	-	-	-	-
<b>Total Capital Expenditure on upgrading of existing assets</b>	1	19,821	15,500	15,500	887	4,692	6,458	1,766	27.4%	15,500

### 3 Schedule C table

Schedule C table version 6.5 attached.

### 4 Progress on capital project

Project status report attached.

### 5 Municipal Manager's quality certification

Quality certificate attached.

Appendix B

Operating Revenue and Expenditure for November 2021

	Original Budget 2021/2022	Month Budget	Month Actual Received/ Paid	Month Billing	YTD Billing	YTD actual Received/ paid	YTD Budget	% spend/ Received this month	% spend /Received YTD to date
Property Rates	36,226,137.08	3,018,844.76	3,809,065.75	3,473,486.44	17,969,291.23	12,670,488.40	15,094,223.78	126%	35%
Rates & Refuse Penalties	6,192,532.56	516,044.38	500,944.66	516,044.00	2,580,220.00	2,416,615.00	2,580,221.90	97%	39%
Service charges	4,045,022.81	337,085.23	334,282.73	337,085.00	1,685,425.00	1,335,656.00	1,669,939.00	99%	33%
Traffic fines	312,181.00	26,015.08	-	-	-	-	130,075.42	0%	0%
Licences and Permit	369,000.00	30,750.00	26,002.70	-	-	126,701.00	153,750.00	85%	34%
Learners Licences	200,000.00	16,666.67	7,826.04	-	-	75,153.00	83,333.33	47%	38%
Service charges: Sales: Licence & Permit	4,750.00	395.83	565.04	-	-	3,142.00	1,978.17	143%	66%
Road and Transport:Taxi Rank	90,000.00	7,500.00	-	-	-	-	37,500.00	0%	0%
Valuation Appeal	9,416.46	784.70	-	-	-	-	3,923.52	0%	0%
Burial Fees	581.84	48.49	-	-	-	3,616.00	242.43	0%	621%
Shared Planner & Building Plan inspection fee	242,775.00	20,231.25	10,906.93	-	-	31,817.00	101,156.25	54%	13%
Rent of facilities and equipment	863,806.00	71,983.83	83,937.27	71,983.00	359,915.00	407,447.00	359,919.17	117%	47%
Refuse Garden	20,315.57	1,692.96	-	-	-	-	8,464.82	0%	0%
Interest received-External Investments	6,338,030.91	528,169.24	687,724.66	-	-	2,164,937.00	2,640,846.21	130%	34%
Government grants and subsidies	184,229,000.00	15,352,416.67	5,017,000.00	-	-	80,263,000.00	76,762,083.33	33%	44%
Library lost books	908.09	75.67	1,391.30	-	-	4,113.00	378.37	1839%	453%
Found income	105,666.30	8,805.53	15,893.91	-	-	130,639.00	44,027.63	180%	124%
Printing income	6,004.38	500.37	8,063.48	-	-	23,793.00	2,501.83	1612%	396%
Rates clearance certificates	7,122.35	593.53	-	-	-	-	2,967.64	0%	0%
Sale of hay	10,587.41	882.28	130.43	-	-	660.00	4,411.42	15%	6%
Tender deposits	222,428.08	18,535.67	144.35	-	-	683.00	92,678.37	1%	0%
Seta Training Refund	104,500.00	8,708.33	-	-	-	-	43,541.67	0%	0%
Disposal of PPE	1,244,000.00	103,666.67	-	-	-	-	518,333.33	0%	0%
Sundry income	103,900.00	8,658.33	1,090.11	-	-	5,851.00	43,291.67	13%	6%
Income for Agency Services	339,752.68	28,312.72	99,668.24	-	-	212,955.00	141,563.62	352%	63%
<b>TOTAL REVENUE</b>	<b>241,288,418.51</b>	<b>20,107,368.21</b>	<b>10,604,637.60</b>	<b>4,398,598.44</b>	<b>35,188,787.52</b>	<b>99,877,266.40</b>	<b>100,521,353.87</b>	<b>53%</b>	<b>41%</b>
Employee related costs	86,452,888.00	7,204,407.33	5,647,396.06	-	-	28,228,835.00	36,022,036.67	78%	33%
Remuneration of councillors	11,901,110.00	991,759.17	790,215.56	-	-	4,656,070.00	4,958,795.83	80%	39%
Provision for doubtful debts	20,058,584.00	1,671,548.67	21,656.87	-	-	70,806.00	8,357,743.33	1%	0%
Depreciation	49,362,351.00	4,113,529.25	2,581,722.59	-	-	15,849,774.00	20,567,646.25	63%	32%
Repairs and Maintenance	7,887,671.00	657,305.92	431,058.29	-	-	2,415,049.00	3,286,529.58	66%	31%
Finance costs	302,857.00	25,238.08	711.34	-	-	7,922.00	126,190.42	3%	3%
Contracted services	28,970,511.00	2,414,209.25	1,923,810.88	-	-	8,125,107.00	12,071,046.25	80%	28%
General expenses	34,291,660.00	2,857,638.33	1,387,109.52	-	-	10,486,856.00	14,288,191.67	49%	31%
<b>TOTAL EXPENDITURE</b>	<b>239,227,632.00</b>	<b>19,935,636.00</b>	<b>12,783,681.11</b>	<b>-</b>	<b>-</b>	<b>69,840,419.00</b>	<b>99,678,180.00</b>	<b>64%</b>	<b>29%</b>
<b>Net Surplus (Deficit)</b>	<b>2,060,786.51</b>	<b>171,732.21</b>	<b>-2,179,043.51</b>	<b>4,398,598.44</b>	<b>35,188,787.52</b>	<b>30,036,847.40</b>	<b>1,373,857.67</b>	<b>-11%</b>	<b>12%</b>

## Appendix C (1)

## Capital Project for 2021/2022

Name of Item	Source of Fund	Original Budget 2021/2022	Actual spent for November 2021	YTD Actual Spent	% Spent YTD
Procurement of Computer Software	Internal	308,798.22			0%
Procurement of Computer Equipment	Internal	660,000.00	39,508.89	224,431.68	34%
Procurement of Furniture and Equipment	Internal	772,733.00	-40,523.00	176,444.39	23%
Procurement of Plant and Equipment	Internal	4,151,950.00	1,377,219.92	3,679,969.87	89%
Fiber connection	Internal	83,120.00			0%
Installation of Cameras	Internal	100,000.00		110,342.50	110%
Procurement of Anti Virus	Internal	150,000.00			0%
External Computer Service-Software Licences	Internal	40,000.00			0%
Fire Extinguish Equipment	Internal	150,000.00			0%
Building of Industrial Business Park/ Hub	Internal	200,000.00			0%
Fresh Produce Market	Internal	200,000.00			0%
Municipal Offices	Internal	550,000.00	175,500.00	175,500.00	32%
Bus Shelters	Internal	500,000.00	692,800.00	692,800.00	139%
Backup Generator	Internal	300,000.00			0%
Gqumeni Creche	Internal	15,000.00			0%
Paving and Parking	Internal	65,000.00			0%
Guard House	Internal	400,000.00			0%
Creighton CBD Infrastructure Upgrade	Internal	3,000,000.00		1,455,851.57	49%
Bulwer CBD Infrastructure Upgrade	Internal	3,000,000.00	202,907.37	202,907.37	7%
Storm Water Pipes	Internal	1,000,000.00			0%
Bulwer Asphalt Road Phase 8	Internal	4,000,000.00			0%
Underberg Asphalt Road Phase 3	Internal	4,000,000.00			0%
Himeville Asphalt Surfacing Phase 3	Internal	5,000,000.00			0%
Makawusane Sports field Phase 2	Internal	1,000,000.00			0%
Intallation of Himeville T Station weighbridge	Internal	1,100,000.00			0%
Installation of Himeville T Station Shredder	Internal	300,000.00			0%
Carport covers	Internal	200,000.00			0%
Installation of dumpsite liner (HDPE)	Internal	500,000.00			0%
Dump site and Transfer Station guardhouses	Internal	200,000.00			0%
Bulwer Landfill Closure and Rehabilitation	Internal	600,000.00			0%
Street light/high mast (Bulwer and Donnybrook)	Internal	500,000.00			0%
Parks, Cemeteries and waste disposal sites Toilets	Internal	400,000.00			0%
Construction of Storeroom	Internal	500,000.00			0%
Firearm Safes	Internal	25,000.00			0%
Procurement of Computer Server	Internal	650,000.00			0%
Development of SMME Car Washes	Internal	600,000.00			0%
Procurement of Drones	Internal	40,000.00			0%
Procurement of Rifles	Internal	80,000.00			0%
Extension of Grazing Land	Internal	250,000.00			0%
Purchase of Furniture making Property	Internal	2,700,000.00			0%
Disaster Management Center	Internal	6,500,000.00		59,206.35	1%
Underberg CBD infrastructure Upgrade	Internal	3,000,000.00	684,342.55	2,974,866.30	99%
Hlabeni Community Hall	Internal	1,000,000.00			0%
Renewal of Gravel Roads	Internal	7,500,000.00			0%
<b>TOTAL INTERNAL FUNDED</b>		<b>56,291,601.22</b>	<b>3,142,307.78</b>	<b>9,775,549.08</b>	<b>17%</b>
Sdangeni Bridge Road	MIG	3,000,000.00			0%
Underberg Community Town Hall	MIG	10,000,000.00		4,685,356.22	47%
Creighton Asphalt Road Phase 6	MIG	3,500,000.00		939,903.26	27%
Creighton Artificial Sportfield	MIG	8,000,000.00	1,108,391.00	1,108,391.00	14%
Sophole Creche	MIG	1,750,000.00			0%
Lubovana Creche	MIG	1,758,000.00			0%
Cabazi Hall - Covid-19	MIG	2,500,000.00			0%
Ndodeni Hall	MIG	2,500,000.00			0%
Himeville Business Hives	MIG	3,500,000.00			0%
<b>TOTAL MIG FUNDED</b>		<b>36,508,000.00</b>	<b>1,108,391.00</b>	<b>6,713,650.48</b>	<b>18%</b>
<b>Total Capital Expenditure</b>		<b>92,799,601.22</b>	<b>4,250,698.78</b>	<b>16,489,199.56</b>	<b>18%</b>
<b>Electrification Project 2021/2022</b>					
Electrification	INEP	12,720,000.00	130,499.95	130,499.95	1%
<b>TOTAL CAPITAL EXPENDITURE INCLUDING INEP &amp; HOUSING</b>		<b>105,519,601.22</b>	<b>4,381,198.73</b>	<b>16,619,699.51</b>	<b>19%</b>

**Appendix D**  
**ALLOCATIONS RECEIVED FOR THE FINANCIAL YEAR 2021/2022**

Name of Grant	Original Budget 2021/2022	Actual Received in November 2021	Actual Received YTD 2021/2022	%Received
Community Library Service Grant	1,166,000.00	1,166,000.00	1,166,000.00	100%
Municipal Finance Management Grant	1,950,000.00		1,950,000.00	100%
Expanded Public Works Programme	2,323,000.00	1,045,000.00	1,626,000.00	70%
Provincialisation of Libraries Grant	2,806,000.00	2,806,000.00	2,806,000.00	100%
Integrated National Electrification Programme	12,720,000.00		5,700,000.00	45%
Capital:Municipal Infrastructure Grant	36,508,000.00		14,600,000.00	40%
Equitable Share	139,476,000.00		58,115,000.00	42%
<b>TOTAL</b>	<b>195,783,000.00</b>	<b>5,017,000.00</b>	<b>84,797,000.00</b>	<b>43%</b>
<b>TOTAL</b>	<b>195,783,000.00</b>	<b>5,017,000.00</b>	<b>84,797,000.00</b>	<b>43%</b>

## KZN436 NOVEMBER EXPENDITURE

Item	Monthly Budget					
	Approved	Budget	Actual	Budget	Actual	Ann,
	Annual Budget	Month	Month	YTD	YTD	YTD
	2021/2022	Nov	Nov	(1Mth)	(1Mth)	%
<b>Item : Employee Related Costs - Wages</b>						
20800 Employee Relate:Senior Managem	970,536	80,878	75,930	404,390	379,651	39%
21000 Employee Relate:Senior Managem	63,006	5,250		26,250	-	0%
21700 Employee Relate:Senior Managem	191,250	15,937	15,000	79,685	75,000	39%
21900 SnrMan:Accom Travel&Incidental	50,000	4,166		20,830	-	0%
25300 Employee Relate:Senior Managem	980,797	81,733	78,259	408,665	391,295	40%
25500 Employee Relate:Senior Managem	53,296	4,441		22,205	-	0%
26000 Employee Relate:Senior Managem	84,475	7,039	6,626	35,195	33,127	39%
26200 Chief Financial Officer:Travel	25,500	2,125	2,000	10,625	10,000	39%
26400 Employee Relate:Senior Managem	50,000	4,166	2,116	20,830	7,272	15%
29800 Employee Relate:Senior Managem	998,666	83,222	78,327	416,110	391,633	39%
30700 Designation:Travel or Motor Ve	133,875	11,156	10,500	55,780	52,500	39%
30900 Employee Relate:Senior Managem	100,000	8,333		41,665	-	0%
34300 Employee Relate:Senior Managem	926,625	77,218	61,775	386,090	308,874	33%
34500 Employee Relate:Senior Managem	46,331	3,860		19,300	-	0%
35200 Employee Relate:Senior Managem	50,000	4,166	10,901	20,830	54,507	109%
35400 Designation:Accommodation, Tra		-	1,357	-	1,357	0%
38800 Employee Relate:Senior Managem	877,269	73,105	68,805	365,525	344,027	39%
39000 Employee Relate:Senior Managem	43,606	3,633		18,165	-	0%
39700 Employee Relate:Senior Managem	50,000	4,166		20,830	-	0%
39900 Designation:Accommodation, Tra		-	7,271	-	11,164	0%
79300 Designation:Basic Salary	617,750	51,479		257,395	-	0%
79500 Designation:Bonuses	29,071	2,422		12,110	-	0%
80200 Designation:Travel or Motor Ve	40,000	3,333		16,665	-	0%
99600 Employee Relate:Municipal Staf	55,198,741	4,599,886	3,885,065	22,999,430	19,815,848	36%
99800 Employee Relate:Municipal Staf	1,418,707	118,223		591,115	9,992	1%
100100 Employee Relate:Municipal Staf	669,000	55,744	25,864	278,720	54,317	8%
100800 Employee Relate:Municipal Staf	397,618	33,129	10,456	165,645	52,277	13%
101800 Employee Relate:Municipal Staf	2,742,754	228,557	22,826	1,142,785	50,636	2%
102000 Staff:Long Service Award	441,000	36,750	51,891	183,750	225,826	51%
102300 Employee Relate:Municipal Staf	2,045,159	170,429	131,611	852,145	619,207	30%
102900 Employee Relate:Municipal Staf	1,854,466	154,537	55,224	772,685	338,898	18%
103000 Employee Relate:Municipal Staf	861,008	71,747	71,691	358,735	272,955	32%
106400 Post-retirement Benefit:Leave	2,424,283	202,023	44,946	1,010,115	148,399	6%
<b>3000 Employee Related Costs - Wages</b>	<b>74,434,789</b>	<b>6,202,853</b>	<b>4,718,442</b>	<b>31,014,265</b>	<b>23,648,762</b>	<b>32%</b>
<b>Item : Employee Related Costs - Social</b>						
24200 Employee Relate:Senior Managem	23,057	1,921	2,033	9,605	10,164	44%
24300 SnrMan:Pension Funds	174,696	14,558	14,507	72,790	69,715	40%
24400 Employee Relate:Senior Managem	1,785	148	177	740	885	50%
24900 Employee Relate:Senior Managem	126	10	10	50	50	40%
28700 Employee Relate:Senior Managem	41,769	3,480	1,942	17,400	9,711	23%
28900 Employee Relate:Senior Managem	1,785	148	177	740	885	50%
29400 Employee Relate:Senior Managem	126	10	10	50	50	40%
33200 Designation:Medical	49,355	4,112		20,560	-	0%
33400 Employee Relate:Senior Managem	1,785	148	177	740	885	50%
33900 Employee Relate:Senior Managem	126	10	10	50	50	40%
37900 Employee Relate:Senior Managem	3,570	296	177	1,480	885	25%
38400 Employee Relate:Senior Managem	126	10	10	50	50	40%
42900 Employee Relate:Senior Managem	126	10	10	50	50	40%
82900 Designation:Unemployment Insur	1,338	111		555	-	0%
83400 Designation:Bargaining Council	126	10		50	-	0%
103900 Employee Relate:Municipal Staf	29,780	2,476	2,153	12,380	10,713	36%
104100 Employee Relate:Municipal Staf	3,223,500	268,618	256,784	1,343,090	1,274,701	40%
104200 Employee Relate:Municipal Staf	8,077,069	673,082	614,041	3,365,410	3,014,451	37%
104300 Employee Relate:Municipal Staf	387,854	32,313	36,734	161,565	186,828	48%
<b>3100 Employee Related Costs - Socia</b>	<b>12,018,099</b>	<b>1,001,471</b>	<b>928,954</b>	<b>5,007,355</b>	<b>4,580,073</b>	<b>38%</b>

## Item : Remuneration Of Councillors

203500 Remuneration of:Speaker	611,815	50,984	20,609	254,920	220,228	36%
203600 Remuneration of:Speaker	47,175	3,931		19,655	14,800	31%
204100 Remuneration of:Speaker	91,772	7,647		38,235	29,942	33%
206500 Remuneration of:Executive Mayo	764,768	63,730	25,449	318,650	274,973	36%
206600 Remuneration of:Executive Mayo	47,175	3,931		19,655	14,800	31%
207100 Remuneration of:Executive Mayo	114,715	9,559		47,795	37,428	33%
208000 Remuneration of:Deputy Executi	611,815	50,984		254,920	199,619	33%
208100 Remuneration of:Deputy Executi	47,175	3,931		19,655	14,800	31%
208600 Remuneration of:Deputy Executi	91,772	7,647		38,235	29,942	33%
210700 Remuneration of:Total for All	1,111,586	92,632	17,027	463,160	379,708	34%
211000 Remuneration of:Total for All	6,267,394	522,282	702,707	2,611,410	2,747,597	44%
211100 Remuneration of:Total for All	1,226,550	102,212	14,800	511,060	399,600	33%
211600 Remuneration of:Total for All	867,398	72,283	9,624	361,415	292,633	34%
<b>3400 Remuneration Of Councillors</b>	<b>11,901,110</b>	<b>991,753</b>	<b>790,216</b>	<b>4,958,765</b>	<b>4,656,070</b>	<b>39%</b>

## Item : Depreciation and asset impairm

18000 Depreciation an:Amortisation	194,953	16,246	34,885	81,230	97,150	50%
18500 Depreciation an:Depreciation	825,710	68,809	152,777	344,045	413,263	50%
18600 Depreciation an:Depreciation	1,011,254	84,271	320,829	421,355	640,274	63%
19400 Depreciation an:Depreciation	1,242,937	103,578	2,632	517,890	304,494	24%
19500 Depreciation an:Depreciation	3,025,468	252,122	1,078,187	1,260,610	1,490,607	49%
19801 Deprec.: Roads- Roads	36,831,153	3,069,262	2,221,000	15,346,310	8,767,234	24%
20201 Deprec.: Commun. - Halls	4,717,169	393,097	814,798	1,965,485	3,639,178	77%
20300 Depreciation:Other Assets	1,513,707	126,142	112,988	630,710	497,574	33%
<b>3700 Depreciation and asset impairm</b>	<b>49,362,351</b>	<b>4,113,527</b>	<b>2,581,723</b>	<b>20,567,635</b>	<b>15,849,774</b>	<b>32%</b>

## Item : Interest Expense - External Bo

200700 Interest, Divid:Interest Paid	302,857	25,238	711	126,190	8,634	3%
<b>3900 Interest Expense - External Bo</b>	<b>302,857</b>	<b>25,238</b>	<b>711</b>	<b>126,190</b>	<b>8,634</b>	<b>3%</b>

## Item : Bulk Purchases

200 Bad Debts Writt:	20,058,584	1,671,548	21,657	8,357,740	70,806	0%
<b>4100 Bulk Purchases</b>	<b>20,058,584</b>	<b>1,671,548</b>	<b>21,657</b>	<b>8,357,740</b>	<b>70,806</b>	<b>0%</b>

## Item : Repairs &amp; Maintenance

12000 Contracted Serv:Contractors	210,000	17,500		87,500	-	0%
12500 Contracted Serv:Contractors	2,000,000	166,666	151,161	833,330	1,086,565	54%
14500 Contracted Serv:Contractors	200,000	16,666		83,330	7,500	4%
14600 Contracted Serv:Contractors	420,000	34,999	3,250	174,995	42,769	10%
14700 Contracted Serv:Contractors	5,057,671	421,468	276,648	2,107,340	1,278,215	25%
<b>Repairs &amp; Maintenance</b>	<b>7,887,671</b>	<b>657,299</b>	<b>431,058</b>	<b>3,286,495</b>	<b>2,415,049</b>	<b>31%</b>

## Item : Contracted Services

1500 Contracted Serv:Outsourced Ser	1,265,780	105,478	28,900	527,390	31,150	2%
1700 Contracted Serv:Outsourced Ser	100,000	8,333	25,284	41,665	40,233	40%
2200 Contracted Serv:Outsourced Ser	200,000	16,666	4,513	83,330	61,992	31%
3100 Contracted Serv:Outsourced Ser	2,300,000	191,666	625,789	958,330	1,253,673	55%
3200 Contracted Serv:Outsourced Ser	414,272	34,517	26,897	172,585	167,310	40%
3400 Contracted Serv:Outsourced Ser	478,815	39,899		199,495	147,350	31%
3500 OutsrdcdServ:Clearing&Grass Cut	150,000	12,500		62,500	-	0%
4300 Contracted Serv:Outsourced Ser	120,000	9,999		49,995	-	0%
4800 Contracted Serv:Outsourced Ser	900,000	75,000		375,000	-	0%
5300 Contracted Serv:Outsourced Ser	1,700,000	141,666	110,935	708,330	644,097	38%
5600 Contracted Serv:Outsourced Ser	8,400,482	700,040	875,306	3,500,200	4,731,965	56%
5700 OutsrdcdServ:Sewerage Servs	400,000	33,333	32,500	166,665	83,000	21%
6200 Contracted Serv:Outsourced Ser	1,037,291	86,434	26,800	432,170	34,500	3%
6800 Contracted Serv:Consultants an	1,588,300	132,357	54,000	661,785	142,075	9%
6900 ConsServ:Air Pollution	200,000	16,666		83,330	-	0%
7000 Contracted Serv:Consultants an	411,700	34,308	67,587	171,540	126,191	31%
7500 Contracted Serv:Consultants an	92,730	7,726		38,630	-	0%

7700 ConsServ:Occupational Health&S	50,000	4,166		20,830	9,540	19%
7800 Contracted Serv:Consultants an	504,000	41,999		209,995	72,612	14%
8000 Contracted Serv:Consultants an	581,230	48,435		242,175	-	0%
8100 ConsServ:Qualification Verific	30,000	2,500		12,500	5,770	19%
8900 Contracted Serv:Consultants an	600,000	50,000		250,000	-	0%
9000 ConsServ:Inf&Plan-Ecological	1,000,000	83,332		416,660	-	0%
9600 ConsServ:inf&Plan-Electr. Eng	1,000,000	83,333		416,665	-	0%
10300 Contracted Serv:Consultants an	550,000	45,833		229,165	-	0%
10500 ConsServ:Inf&Plan-Land&Qty Sur	1,200,000	100,000		500,000	-	0%
10700 Contracted Serv:Consultants an	200,000	16,666		83,330	-	0%
11000 ConsServ:Lab Servs - Medical	10,000	833		4,165	-	0%
11400 Contracted Serv:Consultants an	1,470,000	122,498		612,490	359,544	24%
12700 Contracted Serv:Contractors	486,718	40,556	19,425	202,780	70,937	15%
13200 Contracted Serv:Contractors	700,000	58,333		291,665	-	0%
13800 Contracted Serv:Contractors	800,000	66,666	25,875	333,330	143,168	18%
15200 Contracted Serv:Contractors	5,000	416		2,080	-	0%
16300 Contracted Serv:Contractors	24,193	2,016		10,080	-	0%
<b>4200 Contracted Services</b>	<b>28,970,511</b>	<b>2,414,170</b>	<b>1,923,811</b>	<b>12,070,850</b>	<b>8,125,107</b>	<b>28%</b>


## Item : Other Expenditure


815400 Transfers and S:Operational	2,067,997	172,333	89,520	861,665	267,944	13%
201800 Inventory Consu:Consumables	1,477,226	123,097	2,000	615,485	214,454	15%
202000 Inventory:Finished Goods	70,000	5,833	4,341	29,165	12,249	17%
202100 Inventory Consu:Materials and	2,542,772	211,895	8,703	1,059,475	772,436	30%
213700 Operating Lease:Land	162,136	13,510	4,015	67,550	22,292	14%
214300 Operational Cos:Achievements a	256,300	21,357		106,785	25,000	10%
214600 Operational Cos:Advertising, P	632,751	52,728		263,640	2,691	0%
214700 Operational Cos:Advertising, P	741,074	61,753	170	308,765	47,985	6%
214800 Operational Cos:Advertising, P	87,151	7,262		36,310	15,800	18%
214900 Operational Cos:Advertising, P	170,000	14,166		70,830	-	0%
215000 Operational Cos:Advertising, P	340,000	28,333	25,900	141,665	53,606	16%
215200 Operational Cos:Advertising, P	31,170	2,597	7,412	12,985	21,411	69%
215300 Operational Cos:Advertising, P	70,000	5,833		29,165	45,799	65%
215600 Operational Cos:External Audit	2,078,000	173,166		865,830	249,426	12%
215800 Operational Cos:Bank Charges,	207,800	17,316	13,378	86,580	343,814	165%
216400 Operational Cos:Bargaining Cou	888,345	74,028		370,140	863,309	97%
216700 Operational Cos:Bursaries (Emp	250,000	20,833	20,200	104,165	109,266	44%
217600 Operational Cos:Courier and De	250,000	20,833	28,874	104,165	65,376	26%
217900 Operational Cos:Communication	8,000	666	640	3,330	1,600	20%
218000 OperCost:Postage/Stamps/Franki	4,156	346		1,730	-	0%
218500 Operational Cos:Communication	1,001,896	83,491	131,079	417,455	677,550	68%
219400 Operational Cos:Deeds	9,788	815		4,075	-	0%
219500 OperCost:Drivers Licences&Perm	13,166	1,097		5,485	-	0%
220600 Operational Cos:External Compu	101,514	8,458	790	42,290	790	1%
221200 OperCost:Ext Comp Serv-Softwar	50,000	4,166		20,830	-	0%
221300 Operational Cos:External Compu	600,000	50,000	163,944	250,000	402,423	67%
222800 Operational Cos:Insurance Unde	2,290,824	190,902	61,638	954,510	525,422	23%
223000 Operational Cos:Learnerships a	2,323,000	193,583	303,806	967,915	1,576,286	68%
223400 Operational Cos:Licences	367,516	30,623	4,358	153,115	163,041	44%
223700 Operational Cos:Municipal Serv	1,271,283	105,938	84,138	529,690	909,316	72%
224000 OperCost:Registration Prof&Reg	3,000	250		1,250	-	0%
224200 Operational Cos:Registration F	894,158	74,509	1,521	372,545	25,416	3%
224700 Operational Cos:Printing, Publ	870,968	72,578	59,506	362,890	206,225	24%
224800 Operational Cos:Professional B	242,107	20,174		100,870	62,697	26%
224900 Operational Cos:Remuneration t	1,371,979	114,331		571,655	326,900	24%
225300 Operational Cos:Skills Develop	657,068	54,747	54,616	273,735	274,104	42%
225600 Operational Cos:Signage	180,000	15,000		75,000	1,220	1%
225700 Operational Cos:Storage of Fil	200,000	16,666		83,330	-	0%
226900 Operational Cos:Travel and Sub	1,979,365	164,941	99,799	824,705	308,351	16%
227400 Operational Cos:Travel and Sub	42,235	3,518		17,590	-	0%
227900 OperCost:Trav&Subs-Dom Air Tra	134,702	11,222		56,110	-	0%
229300 OperCost:Trav&Subs-Foreign Air	30,410	2,532		12,660	-	0%
229700 Operational Cos:Travel and Sub	149,740	12,477	5,492	62,385	17,138	11%
229800 Operational Cos:Uniform and Pr	1,913,550	159,460	28,800	797,300	203,785	11%
230100 Operational Cos:Wet Fuel	3,533,764	294,478	337,105	1,472,390	1,657,766	47%
230200 Operational Cos:Workmen's Comp	280,000	23,333		116,665	-	0%
230400 Operational Cos:Indigent Relie	90,000	7,500		37,500	-	0%
230600 Operational Cos:Parking Fees	5,500	458	1,036	2,290	4,163	76%
230700 Operational Cos:Seating Allowa	34,627	2,885	134,655	14,425	134,655	-389%
230800 Operational Cos:Hire Charges	1,314,622	109,544	19,384	547,720	144,460	11%
<b>4400 Other Expenditure</b>	<b>34,291,660</b>	<b>2,857,561</b>	<b>1,387,110</b>	<b>14,287,805</b>	<b>10,486,856</b>	<b>31%</b>

\* End of Report: DR NDZ Municipality \*

DR NKOSAZANA DLAMINI-ZUMA LOCAL MUNICIPALITY  
GRANTS SUMMARY NOVEMBER 2021-2022

GRANT NAME	Vote Number	Original Budget 2020/2021	ROLL-OVER/OPENING BALANCE	APPROVED ROLLOVER BY NATIONAL TREASURY	TOTAL RECEIVED/ROLL OVER	TOTAL SPENT BUDGET TO DATE	TOTAL UNSPENT BUDGET TO DATE	TOTAL UNSPENT RECEIVED/ROLLOVER ALLOCATION	TB/GI Balance	Difference
<b>NATIONAL TREASURY GRANTS</b>										
MIG	30311071180/1/2	36,508,000.00	-	-	14,600,000.00	7,720,698.06	28,787,301.94	6,879,301.94	6,879,301.94	-
FMG	30311070010/1/2	1,950,000.00	-	-	1,950,000.00	251,888.79	1,698,111.21	1,698,111.21	1,698,111.21	-
EPWP	30311070280/1/2	2,323,000.00	-	-	1,626,000.00	1,576,286.76	746,713.24	49,713.24	49,713.24	-
ELECTRIFICATION GRANT	30311073090/1/2	12,720,000.00	-	-	5,700,000.00	130,499.95	12,589,500.05	5,569,500.05	5,569,500.05	-
<b>SUB-TOTAL</b>		<b>59,501,000.00</b>			<b>23,876,000.00</b>	<b>9,679,373.56</b>	<b>43,821,626.44</b>	<b>14,196,626.44</b>	<b>14,196,626.44</b>	
<b>KZN PROVINCIAL GRANTS</b>										
LIBRARY SERVICE OPERATIONAL GRA	30311073190/1/2	9,972,000.00	-	-	3,972,000.00	1,903,334.46	2,068,665.54	2,068,665.54	2,068,665.54	-
CAPACITY BUILDING	30311073110/1/2	-	80,000.00	-	80,000.00	-	80,000.00	80,000.00	80,000.00	-
GREENVEST MUNICIPAL AWARD	30311070190/1/2	-	375,000.00	-	375,000.00	-	375,000.00	375,000.00	375,000.00	-
<b>SUB-TOTAL</b>		<b>9,972,000.00</b>	<b>455,000.00</b>		<b>4,427,000.00</b>	<b>1,903,334.46</b>	<b>2,523,665.54</b>	<b>2,523,665.54</b>	<b>2,523,665.54</b>	
<b>OTHER</b>										
ANTI CORRUPTION GRANT	30311073140/1/2	-	139,983.00	-	139,983.00	-	139,983.00	139,983.00	139,983.00	-
Title Deeds Restoration Grant	30311070020/1/2	-	200,000.00	-	200,000.00	-	200,000.00	200,000.00	200,000.00	-
BHIDLA HOUSING PROJECT	30311072940/1/2	-	5,624,057.41	-	5,935,081.51	311,024.11	5,624,057.40	5,624,057.40	5,624,057.40	-
		-	5,958,040.41	-	6,269,064.51	311,024.11	5,958,040.40	5,958,040.40	5,958,040.40	-
<b>TOTAL GRANTS</b>		<b>57,473,000.00</b>	<b>6,413,040.41</b>		<b>34,572,064.51</b>	<b>11,893,732.13</b>	<b>52,303,332.38</b>	<b>22,678,332.38</b>	<b>22,678,332.38</b>	

PREPARED BY:  S. Jali  
DATE: 09-12-2021


APPROVED BY:   
DATE: 09-12-2021

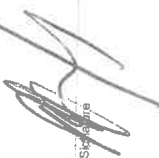
ANNEXURE F  
DR NKOSAZANA DLAMINI ZUMA MUNICIPALITY  
INVESTMENT REGISTER 2021/2022 AS AT 30 NOVEMBER 2021

Vote Numbers	Description	Account number	Opening balance 01-Jul-21	Invested as at 30 NOVEMBER 2021	Withdrawals as at 30 NOVEMBER 2021	Bank Charges	Interest capitalised	Accruals as at 30-Nov-21	Closing Balance Bank statement 30-Nov-21	Closing Balance as per Main Ledger 30-Nov-21	%
4 030 101 087 0	FNB CALL DEPOSIT	74165605518	887 894,59	-	-	-	7 920,03	-	895 810,62	895 810,62	1%
4 030 101 088 0	FNB MONEY MARKET	62008432071	1 591 380,12	-	-	-	12 846,43	-	1 604 226,55	1 604 226,55	1%
4 030 101 298 0	FNB CALL DEPOSIT	62544284887	5 483 177,07	142 750,25	-	(135,00)	65 506,73	-	5 701 302,05	5 701 302,05	3%
4 030 101 779 0	FNB CALL DEPOSIT	62544287436	5 185 055,20	-	(141 507,47)	(135,00)	59 167,99	-	5 112 580,72	5 112 580,72	3%
4 030 101 153 0	FNB BUSINESS MONEY MARKET	625550105011	201 245,78	-	(11 745,78)	(135,00)	2 334,06	-	202 199,08	202 199,08	3%
4 030 101 148 0	FNB CALL DEPOSIT	62810888635	25 099 606,13	-	(21 500 000,00)	-	143 170,18	-	3 742 776,29	3 742 776,29	2%
4 030 101 052 0	FNB CALL DEPOSIT	62810887119	460 717,36	-	-	(475,00)	2 902,63	-	463 145,29	463 145,29	0%
4 030 101 091 0	FNB CALL DEPOSIT	74909890821	275 237,94	-	-	(475,00)	1 733,77	-	276 496,71	276 496,71	0%
4 030 101 092 0	FNB CALL DEPOSIT	637881098635000018	94 589,60	30 210 575,34	(30 432 793,14)	-	389 940,53	-	30 388 946,53	30 388 946,53	18%
4 030 101 815 1	NED BANK INVESTMENT	037881098635000035	30 000 000,00	-	(30 210 575,34)	-	127 618,20	-	0,00	0,00	0%
4 030 101 815 2	NED BANK INVESTMENT	037881098635000036	30 000 000,00	-	(30 210 575,34)	-	210 575,34	-	0,00	0,00	0%
4 030 101 002 0	NED BANK INVESTMENT	037881098635000037	15 000 000,00	30 644 880,53	(30 644 880,53)	-	212 087,39	-	0,00	0,00	0%
4 030 101 815 1	NED BANK INVESTMENT	037881098635000038	15 053 260,27	-	(15 053 260,27)	-	53 280,27	-	0,00	0,00	0%
4 030 101 002 0	NED BANK INVESTMENT	037881098635000039	30 644 880,53	-	(15 063 653,21)	-	10 382,84	-	0,00	0,00	0%
4 030 101 036 0	INVESTEC BANK	037881098635000040	10 254 898,55	-	-	-	12 076,44	-	30 644 880,53	30 644 880,53	18%
4 030 101 042 0	STANDARD BANK	1100540834-450	80 433,62	45 915 567,56	(45 900 000,00)	(848,00)	145 667,55	-	10 075 729,65	10 075 729,65	6%
4 030 101 042 0	STANDARD BANK	52070336	30 638 645,85	-	(30 851 143,75)	-	212 497,00	-	10 400 564,10	10 400 564,10	6%
4 030 101 042 0	STANDARD BANK	475 735 985 005	15 000 000,00	-	(15 064 417,81)	-	64 417,81	-	0,00	0,00	0%
4 030 101 192 1	STANDARD BANK	475 735 985 007	15 000 000,00	-	(31 207 142,26)	-	217 142,26	-	0,00	0,00	0%
4 030 101 192 1	STANDARD BANK	475 735 985 008	10 000 000,00	-	(15 059 239,73)	-	56 239,73	-	0,00	0,00	0%
4 030 101 192 1	STANDARD BANK	475 735 985 009	31 207 142,26	-	-	-	0,00	-	10 000 000,00	10 000 000,00	18%
4 030 101 070 1	ABSA BUSINESS BANK	2070706820	30 210 779,90	-	-	-	410 785,81	-	31 207 142,26	31 207 142,26	18%
<b>TOTAL</b>			<b>155 483 480,01</b>	<b>294 660 810,56</b>	<b>(281 216 859,28)</b>	<b>(2 203,00)</b>	<b>2 427 206,27</b>	-	<b>171 352 313,55</b>	<b>171 352 313,55</b>	<b>100%</b>
4 030 104 888 2	BALANCE AS PER AFS 2019/2020		159 463 460,01	-	-	-	-	-	-	-	-
	Impairment reversal		372 837,00	-	-	-	-	-	-	-	-

Cash and Cash Equivalent	Primary account Money market	Cash and Cash Equivalent
Interest on		
Interest on Primary bank account	103 734 13	
Interest on Money market	6 764,62	
<b>Total interest on Investments</b>	<b>2 537 785,02</b>	

FNB	48 368 283,82
NED BANK	40 720 610,18
INVESTEC	10 400 564,10
STANDARD BANK	41 212 289,74
ABSA BUSINESS BANK	30 630 565,71
<b>171 352 313,55</b>	

Prepared by:  L. Molefe  
Date: 02/12/2021

Approved by:  P. Mtshwaga  
Date:



how can we help you?



5857  
**DR NKOSAZANA DLAMINI ZUMA LOCAL**  
**1 MAIN RD**  
**CREIGHTON**  
**3263**

Business Investment Desk Branch  
 1 First Place, Mezzanine Fl, Bank City  
 P.O. Box 1153  
 Johannesburg, 2000  
 e-Mail [ipp@fnb.co.za](mailto:ipp@fnb.co.za)  
 Web [fnb.co.za](http://fnb.co.za)  
 Branch Code 00878

Tax Invoice/Statement Number 52

Customer VAT Reg. No. Not Provided  
 Bank VAT Reg. No. 4210102051  
 Product Bus 32 Day Interest Plus Acc  
 Account Number 74165605518  
 Statement Period 31 October 2021 to 30 November 2021

Date	Description	Amount	Balance
<b>Opening Balance as at 31 October 2021</b>		<b>ZAR</b>	<b>894 073.55 Cr</b>
19 Nov 2021	Cr.int.rate 2,25000	0.000.00 Cr	894 073.55 Cr
30 Nov 2021	Interest payment generated	1 537.07 Cr	895 610.62 Cr
<b>Closing Balance as at 30 November 2021</b>		<b>ZAR</b>	<b>895 610.62 Cr</b>

If there is an entry on your statement you wish to query, please contact your nearest FNB branch or FNB Telephone Banking Enquiries at 087 320 4321 as soon as possible, preferably within 30 days, in order that it may be investigated.

First National Bank - a Division of FirstRand Bank Limited. Reg No. 1929/001225/06.  
 An Authorised Financial Services and Credit Provider (NCRCP20).

**The VAT rate has increased from 14% to 15% from 1 April 2018.**

# Inclusive of VAT @ 15.00%  
 Total VAT included on this statement R0.00  
 Total Bank Charges R0.00





how can we help you?

BBST225 044560  
 DR NKOSAZANA DLAMINI ZUMA LOCAL  
 MUNICIPALITY  
 P O BOX 62  
 CREIGHTON  
 3263  
 XABAN@NDZ.GOV.ZA

☒ P.O. Box 1153  
 Johannesburg,2000  
**Street Address** Business Investment Desk Branch  
 1 First Place, Mezzanine Fl,Bank City  
**Universal Branch Code** 250655  
 🌐 [fnb.co.za](http://fnb.co.za)  
**Lost Cards** 087-575-9444  
**Account Enquiries** 087-320-4321

Customer VAT Registration Number Not Provided  
 Bank VAT Registration Number 4210102051

**Money Market Investment : 62008452071**  
 Tax Invoice/Statement Number : 225  
 Statement Period : 30 October 2021 to 30 November 2021  
 Statement Date : 30 November 2021

Statement Balances		Bank Charges		Interest Rate	
Opening Balance	1,601,510.56 Cr	Service Fees	0.00	Credit Rate**	Tiered
Closing Balance	1,604,226.55 Cr	Cash Deposit Fees	0.00	Debit Rate (Non-NCA)	0.00%
# Inclusive of VAT @ 15.00%	0.00	Cash Handling Fees	0.00		
Total VAT (ZAR)	0.00	Other Fees	0.00		

## Transactions In RAND (ZAR)

Date	Description	Amount	Balance	Accrued Bank Charges
19 Nov	Cr.Int.Rate 2,15000	0.00	1,601,510.56Cr	
30 Nov	Int On Credit Balance	2,715.99Cr	1,604,226.55Cr	

Closing Balance

1,604,226.55Cr

## Turnover for Statement Period

No. Credit Transactions	1	2,715.99Cr
No. Debit Transactions	0	0.00

Please contact us within 30 days from your statement date, should you wish to query an entry on this statement (Incl. card transactions done during this statement period, but not yet reflecting). Should we not hear from you, we will assume that you have received the statement and that it is correct.

For more information on your Pricing Option, please contact us or visit our website.

\*\*For the latest Credit Rates on product, please go to [fnb.co.za](http://fnb.co.za)

First National Bank - a division of FirstRand Bank Limited. Registration Number 1929/001225/06. An Authorised Financial Services and Credit Provider (NCRCP20). On 19 November 2021, the Prime Lending Rate changed to 7.25%. This may impact the rate on any of your credit facilities.

Branch Number	Account Number	Date	DDA CE/00/CA/KY/KY/NA/B9/M6/DM/N	FN
878	62008452071	2021/11/30	MONEY MARKET INVESTMENT	

0000400



how can we help you?

BBST79 020743  
 DR NKOSAZANA DLAMINI ZUMA LOCAL  
 MUNICIPALITY  
 P O BOX 62  
 CREIGHTON  
 3263

☒ P.O. Box 1153  
 Johannesburg,2000  
**Street Address** Business Investment Desk Branch  
 1 First Place, Mezzanine Fl,Bank City  
**Universal Branch Code** 250655  
 🌐 [fnb.co.za](http://fnb.co.za)  
**Lost Cards** 087-575-9444  
**Account Enquiries** 087-320-4321

**Customer VAT Registration Number** Not Provided  
**Bank VAT Registration Number** 4210102051

**Call Account : 62544294987**  
**Tax Invoice/Statement Number : 79**  
**Statement Period : 31 October 2021 to 30 November 2021**  
**Statement Date : 30 November 2021**

Statement Balances		Bank Charges		Interest Rate	
Opening Balance	5,688,005.10 Cr	Service Fees	0.00	Credit Rate**	Tiered
Closing Balance	5,701,302.05 Cr	Cash Deposit Fees	0.00	Debit Rate (Non-NCA)	0.00%
# Inclusive of VAT @ 15.00%	3.52 Dr	Cash Handling Fees	0.00		
Total VAT (ZAR)	3.52 Dr	Other Fees	27.00 Dr		

## Transactions in RAND (ZAR)

Date	Description	Amount	Balance	Accrued Bank Charges
19 Nov	Cr.Int.Rate 3,00000	0.00	5,688,005.10Cr	
26 Nov	#Statement Fee	0.00	5,688,005.10Cr	27.00
26 Nov	#Value Added Serv Fees	27.00	5,687,978.10Cr	
30 Nov	Int On Credit Balance	13,323.95Cr	5,701,302.05Cr	
<b>Closing Balance</b>			<b>5,701,302.05Cr</b>	

## Turnover for Statement Period

No. Credit Transactions	1	13,323.95Cr
No. Debit Transactions	1	27.00Dr

**Please contact us within 30 days from your statement date, should you wish to query an entry on this statement (Incl. card transactions done during this statement period, but not yet reflecting). Should we not hear from you, we will assume that you have received the statement and that it is correct.**

For more information on your Pricing Option, please contact us or visit our website.

\*\*For the latest Credit Rates on product, please go to [fnb.co.za](http://fnb.co.za)

First National Bank - a division of FirstRand Bank Limited. Registration Number 1929/001225/06. An Authorised Financial Services and Credit Provider (NCRCP20). On 19 November 2021, the Prime Lending Rate changed to 7.25%. This may impact the rate on any of your credit facilities.

## Page 1 of 1

Delivery Method C1 R14  
 PO/EM/WV/DDA PB  
 878

Branch Number	Account Number	Date	DDA PB/00/CA/KY/KY/MM/B9/C3/DM/N	FN
878	62544294987	2021/11/30	CALL ACCOUNT	

40748

XSP2FN0: 62544294987



how can we help you?

BBS179 020744  
 DR NKOSAZANA DLAMINI ZUMA LOCAL  
 MUNICIPALITY  
 P O BOX 62  
 CREIGHTON  
 3263

☒ P.O. Box 1153  
 Johannesburg,2000  
**Street Address** Business Investment Desk Branch  
 1 First Place, Mezzanine Fl,Bank City  
**Universal Branch Code** 250655  
 🌐 [fnb.co.za](http://fnb.co.za)  
**Lost Cards** 087-575-9444  
**Account Enquiries** 087-320-4321

Customer VAT Registration Number Not Provided  
 Bank VAT Registration Number 4210102051

Call Account : 62544297436  
 Tax Invoice/Statement Number : 79  
 Statement Period : 31 October 2021 to 30 November 2021  
 Statement Date : 30 November 2021

Statement Balances		Bank Charges		Interest Rate	
Opening Balance	5,100,659.61 Cr	Service Fees	0.00	Credit Rate**	Tiered
Closing Balance	5,112,580.72 Cr	Cash Deposit Fees	0.00	Debit Rate (Non-NCA)	0.00%
# Inclusive of VAT @ 15.00%	3.52 Dr	Cash Handling Fees	0.00		
Total VAT (ZAR)	3.52 Dr	Other Fees	27.00 Dr		

## Transactions in RAND (ZAR)

Date	Description	Amount	Balance	Accrued Bank Charges
19 Nov	Cr.Int.Rate 3,00000	0.00	5,100,659.61 Cr	
26 Nov	#Statement Fee	0.00	5,100,659.61 Cr	27.00
26 Nov	#Value Added Serv Fees	27.00	5,100,632.61 Cr	
30 Nov	Int On Credit Balance	11,948.11 Cr	5,112,580.72 Cr	
<b>Closing Balance</b>			<b>5,112,580.72 Cr</b>	

## Turnover for Statement Period

No. Credit Transactions 1	11,948.11 Cr
No. Debit Transactions 1	27.00 Dr

Please contact us within 30 days from your statement date, should you wish to query an entry on this statement (incl. card transactions done during this statement period, but not yet reflecting). Should we not hear from you, we will assume that you have received the statement and that it is correct.

For more information on your Pricing Option, please contact us or visit our website.

\*\*For the latest Credit Rates on product, please go to [fnb.co.za](http://fnb.co.za)

First National Bank - a division of FirstRand Bank Limited. Registration Number 1929/001225/06. An Authorised Financial Services and Credit Provider (NCRCP20). On 19 November 2021, the Prime Lending Rate changed to 7.25%. This may impact the rate on any of your credit facilities.

Branch Number	Account Number	Date	DDA PB/00/CA/KY/KY/MM/B9/C3/DM/N	FN
878	62544297436	2021/11/30	CALL ACCOUNT	



how can we help you?

BBST78 020745  
 DR NKOSAZANA DLAMINI ZUMA LOCAL  
 MUNICIPALITY  
 BULWER COMMUNITY SERVICE CENTR  
 P O BOX 62  
 CREIGHTON  
 3263

✉ P.O. Box 1153  
 Johannesburg, 2000  
**Street Address** Business Investment Desk Branch  
 1 First Place, Mezzanine Fl, Bank City  
**Universal Branch Code** 250655  
 🌐 [fnb.co.za](http://fnb.co.za)  
 📞 **Lost Cards** 087-575-9444  
**Account Enquiries** 087-320-4321

**Customer VAT Registration Number** Not Provided  
**Bank VAT Registration Number** 4210102051

**Call Account : 62550105011**

**Tax Invoice/Statement Number : 78**  
**Statement Period : 31 October 2021 to 30 November 2021**  
**Statement Date : 30 November 2021**

Statement Balances		Bank Charges		Interest Rate	
Opening Balance	201,753.46 Cr	Service Fees	0.00	Credit Rate**	Tiered
Closing Balance	202,199.06 Cr	Cash Deposit Fees	0.00	Debit Rate (Non-NCA)	0.00%
# Inclusive of VAT @ 15.00%	3.52 Dr	Cash Handling Fees	0.00		
Total VAT (ZAR)	3.52 Dr	Other Fees	27.00 Dr		

#### Transactions in RAND (ZAR)

Date	Description	Amount	Balance	Accrued Bank Charges
19 Nov	Cr.Int.Rate 3,00000	0.00	201,753.46 Cr	
27 Nov	#Statement Fee	0.00	201,753.46 Cr	27.00
27 Nov	#Value Added Serv Fees	27.00	201,726.46 Cr	
30 Nov	Int On Credit Balance	472.60 Cr	202,199.06 Cr	
<b>Closing Balance</b>			<b>202,199.06 Cr</b>	

#### Turnover for Statement Period

No. Credit Transactions	1	472.60 Cr
No. Debit Transactions	1	27.00 Dr

Please contact us within 30 days from your statement date, should you wish to query an entry on this statement (incl. card transactions done during this statement period, but not yet reflecting). Should we not hear from you, we will assume that you have received the statement and that it is correct.

For more information on your Pricing Option, please contact us or visit our website.

\*\*For the latest Credit Rates on product, please go to [fnb.co.za](http://fnb.co.za)

First National Bank - a division of FirstRand Bank Limited. Registration Number 1929/001225/06. An Authorised Financial Services and Credit Provider (NCRCP20). On 19 November 2021, the Prime Lending Rate changed to 7.25%. This may impact the rate on any of your credit facilities.

#### Page 1 of 1

Delivery Method C1 R14  
 PO/EM/VV/DDA PB  
 878

Branch Number	Account Number	Date	DDA PB/00/CA/KY/KY/MM/B9/C3/DM/N	FN
878	62550105011	2021/11/30	CALL ACCOUNT	

40750



how can we help you?

BBST61 005682

\*DR NKOSAZANA DLAMINI ZUMA LOCAL MUNICIPALITY  
ALITY  
P O BOX 43  
HIMEVILLE  
3256  
XABAN@NDZ.GOV.ZA

☒ P.O. Box 1153  
Johannesburg,2000  
**Street Address** Business Investment Desk Branch  
1 First Place, Mezzanine Fl, Bank City  
**Universal Branch Code** 250655  
🌐 [fnb.co.za](http://fnb.co.za)  
**Lost Cards** 087-575-9444  
**Account Enquiries** 087-320-4321

Customer VAT Registration Number Not Provided  
Bank VAT Registration Number 4210102051

Money Market Investment : 62235619197

Tax Invoice/Statement Number : 61  
Statement Period : 2 November 2021 to 1 December 2021  
Statement Date : 1 December 2021

Statement Balances		Bank Charges		Interest Rate	
Opening Balance	3,736,044.70 Cr	Service Fees	0.00	Credit Rate**	Tiered
Closing Balance	3,742,776.29 Cr	Cash Deposit Fees	0.00	Debit Rate (Non-NCA)	0.00%
# Inclusive of VAT @ 15.00%	0.00	Cash Handling Fees	0.00		
Total VAT (ZAR)	0.00	Other Fees	0.00		

## Transactions in RAND (ZAR)

Date	Description	Amount	Balance	Accrued Bank Charges
18 Nov	Int On Credit Balance	6,731.59Cr	3,742,776.29Cr	
19 Nov	Cr.Int.Rate 2,15000	0.00	3,742,776.29Cr	
<b>Closing Balance</b>			<b>3,742,776.29Cr</b>	

## Turnover for Statement Period

No. Credit Transactions	1	6,731.59Cr
No. Debit Transactions	0	0.00

Please contact us within 30 days from your statement date, should you wish to query an entry on this statement (incl. card transactions done during this statement period, but not yet reflecting). Should we not hear from you, we will assume that you have received the statement and that it is correct.

For more information on your Pricing Option, please contact us or visit our website.

\*\*For the latest Credit Rates on product, please go to [fnb.co.za](http://fnb.co.za)

First National Bank - a division of FirstRand Bank Limited. Registration Number 1929/001225/06. An Authorised Financial Services and Credit Provider (NCRCP20). On 19 November 2021, the Prime Lending Rate changed to 7.25%. This may impact the rate on any of your credit facilities.

Branch Number	Account Number	Date	DDA CE/00/CA/KY/KY/NA/B9/M6/DM/N	FN
878	62235619197	2021/12/01	MONEY MARKET INVESTMENT	



0000404

how can we help you?

BBST30 018305  
 \*DR NKOSAZANA DLAMINI ZUMA LOCAL  
 TITLE DEED HOUSING ACCOUNT  
 P O BOX 62  
 CREIGHTON  
 3263  
 MTUNGWAP@NDZ.GOV.ZA

☒ P O Box 219  
 Underberg 3257  
**Street Address** Underberg  
 Main Street  
**Universal Branch Code** 250655  
 📧 services@rmb.co.za  
**Client Service Suite** 087 312 5601  
**Lost Cards** 0800-11-01-32

Customer VAT Registration Number Not Provided  
 Bank VAT Registration Number 4210102051

**Public Sector Cheque Account : 62810888935**  
 Tax Invoice/Statement Number : 30  
 Statement Period : 31 October 2021 to 30 November 2021  
 Statement Date : 30 November 2021

Statement Balances		Bank Charges		Interest Rate	
Opening Balance	462,650.88 Cr	Service Fees	95.00 Dr	Credit Rate**	1.75%
Closing Balance	463,145.29 Cr	Cash Deposit Fees	0.00	Debit Rate (Non-NCA)	10.25%
# Inclusive of VAT @ 15.00%	12.39 Dr	Cash Handling Fees	0.00		
Total VAT (ZAR)	12.39 Dr	Other Fees	0.00		

Transactions in RAND (ZAR)

Date	Description	Reference	Amount	Fee	Internal Use
09 Nov	Bank Charges - Service Charges				
	#Service Fees		95.00		1 dda887
	Interest				
09 Nov	62810888935		589.41 Cr		2 dda887

**Closing Balance 463,145.29 Cr**

**62810888935 Final balance as at end**

31 October 2021	462,650.88 Cr
9 November 2021	463,145.29 Cr

**Turnover for Statement Period**

No. Credit Transactions 1	589.41 Cr
No. Debit Transactions 1	95.00 Dr

Please contact us within 30 days from your statement date, should you wish to query an entry on this statement (incl. card transactions done during this statement period, but not yet reflecting). Should we not hear from you, we will assume that you have received the statement and that it is correct.

For more information on your Pricing Option, please contact us or visit our website.

\*\*For the latest Credit Rates on product, please go to fnb.co.za

First National Bank - a division of FirstRand Bank Limited. Registration Number 1929/001225/06. An Authorised Financial Services and Credit Provider (NCRCP20).

Branch Number	Account Number	Date	DDA D1/2E/AV/XR/RK/PE/L7/WB/N	FN
887	62810888935	2021/11/30	PUBLIC SECTOR CHEQUE ACCOUNT	



how can we help you?

BBST30 018304

\*DR NKOSAZANA DLAMINI ZUMA LOCAL  
 \*BHIDLA RURAL HOUSING PROJECT  
 P O BOX 62  
 CREIGHTON  
 3263  
 MTUNGWAP@NDZ.GOV.ZA

P O Box 219  
 Underberg 3257  
**Street Address** Underberg  
 Main Street  
**Universal Branch Code** 250655  
 services@rmb.co.za  
**Client Service Suite** 087 312 5601  
**Lost Cards** 0800-11-01-32

Customer VAT Registration Number Not Provided  
 Bank VAT Registration Number 4210102051

Public Sector Cheque Account : 62810887119

Tax Invoice/Statement Number : 30  
 Statement Period : 31 October 2021 to 30 November 2021  
 Statement Date : 30 November 2021

Statement Balances		Bank Charges		Interest Rate	
Opening Balance	276,239.78 Cr	Service Fees	95.00 Dr	Credit Rate**	1.75%
Closing Balance	276,496.71 Cr	Cash Deposit Fees	0.00	Debit Rate (Non-NCA)	10.25%
# Inclusive of VAT @ 15.00%	12.39 Dr	Cash Handling Fees	0.00		
Total VAT (ZAR)	12.39 Dr	Other Fees	0.00		

## Transactions in RAND (ZAR)

Date	Description	Reference	Amount	Fee	Internal Use
09 Nov	Bank Charges - Service Charges				
	#Service Fees		95.00		1 dda887
	Interest				
09 Nov	62810887119		351.93 Cr		2 dda887
<b>Closing Balance</b>			<b>276,496.71 Cr</b>		

## 62810887119 Final balance as at end

31 October 2021	276,239.78 Cr
9 November 2021	276,496.71 Cr

## Turnover for Statement Period

No. Credit Transactions 1	351.93 Cr
No. Debit Transactions 1	95.00 Dr

Please contact us within 30 days from your statement date, should you wish to query an entry on this statement (incl. card transactions done during this statement period, but not yet reflecting). Should we not hear from you, we will assume that you have received the statement and that it is correct.

For more information on your Pricing Option, please contact us or visit our website.

\*\*For the latest Credit Rates on product, please go to fnb.co.za

First National Bank - a division of FirstRand Bank Limited. Registration Number 1929/001225/06. An Authorised Financial Services and Credit Provider (NCRCP20).

Branch Number	Account Number	Date	DDA D1/2E/AV/XR/XR/RK/PE/L7/WB/N	FN
887	62810887119	2021/11/30	PUBLIC SECTOR CHEQUE ACCOUNT	



32170  
 \*DR NKOSAZANA DLAMINI ZUMA LOCAL  
 P O BOX 62  
 CREIGHTON  
 3263

✉ Business Investment Desk Branch  
 1 First Place, Mezzanine Fl, Bank City  
 P.O. Box 1153  
 Johannesburg, 2000  
 e-Mail [ipp@fnb.co.za](mailto:ipp@fnb.co.za)  
 Web [fnb.co.za](http://fnb.co.za)  
 Branch Code 00878

**Tax Invoice/Statement Number 5**

Customer VAT Reg. No. Not Provided  
 Bank VAT Reg. No. 4210102051  
 Product Fixed Deposits  
 Account Number 74906990821  
 Statement Period 31 October 2021 to 30 November 2021

Fixed Interest Rate 4.15% per annum  
 Investment Period 90 Days  
 Maturity Date 09 February 2022

Date	Description	Amount	Balance
<b>Opening Balance as at 31 October 2021</b>		<b>ZAR</b>	<b>30 290 386.60 Cr</b>
11 Nov 2021	Interest payment generated	99 559.93 Cr	30 389 946.53 Cr
<b>Closing Balance as at 30 November 2021</b>		<b>ZAR</b>	<b>30 389 946.53 Cr</b>

If there is an entry on your statement you wish to query, please contact your nearest FNB branch or FNB Telephone Banking Enquiries at 087 320 4321 as soon as possible, preferably within 30 days, in order that it may be investigated.

First National Bank - a Division of FirstRand Bank Limited. Reg No. 1929/001225/06.  
 An Authorised Financial Services and Credit Provider (NCRCP20).

**The VAT rate has increased from 14% to 15% from 1 April 2018.**

# Inclusive of VAT @ 15.00%  
 Total VAT included on this statement R0.00  
 Total Bank Charges R0.00



## STATEMENT

003001000000000378810986351711212



THE INVESTMENT MANAGER  
DR NKOSAZANA DLAMINI ZUMA MUNICIPALITY  
P O BOX 62  
CREIGHTON  
UMZINTO  
3263

<b>Branch</b>	Domestic Treasury
<b>Account Number</b>	03/7881098635/000036
<b>Date</b>	17 November 2021
<b>Statement Period</b>	31 October 2021 to 17 November 2021
<b>Due Date</b>	17 November 2021
<b>Period</b>	61 days
<b>Type of Investment</b>	Fixed Deposit
<b>Statement Frequency</b>	Month End

<b>NEDBANK CONTACT DETAILS</b>	
Business Banking	Nedbank Head Office, 135 Rivonia Road, Sandown, Sandton, 2196, South Africa 0860 115 060 business@nedbank.co.za

The interest rate for your investment, as agreed between you and Nedbank, is calculated to six decimals and rounded to two decimals for the full investment term.  
The calculation for interim statements is the same and, as a result, the interest you see on interim statements may differ from the interest for the full investment term.

Transaction Date	Description and additional information	Movement	Rate	Days	Accrued interest	Amount
2021-10-31	Opening Balance				156 457.90	30 432 793.14
2021-11-17	Int Accrued On R30 432 793.14 From 2021-11-01 To 2021-11-16		4,1700	16	55 629.48	30 432 793.14
2021-11-17	Capital Due	-30 432 793.14				0.00
2021-11-17	Int Capitalised				-212 087.39	0.00
2021-11-17	Int Rounding Adjustment				0.01	0.00
2021-11-17	Closing Balance					0.00

Yours sincerely  
**NEDBANK LIMITED**

This statement is electronically generated and requires no signature by Nedbank Limited.  
Please examine this statement soonest. If no error is reported within 30 days after receipt, the statement will be considered as being correct.  
Please note that month-end statements include transactions up to and including the last day of the month as well as interest transactions for the first day of the next month.

The investment is subject to the terms and conditions for investment accounts, available at <https://www.nedbank.co.za/content/nedbank/desktop/gt/en/corporates/investing/corporate-and-institutional-investments.html>  
This communication is produced and transmitted electronically. While we have taken all reasonable steps to ensure the accuracy, integrity and confidentiality of the information, Nedbank Limited will not be liable if the information contained in this communication is corrupted, inaccurate or fails to reach its intended destination. The information in this communication is confidential and intended solely for the addressee and may also be privileged or exempt from disclosure under applicable law. If you are not the addressee, or have received this email in error, please notify the sender immediately, delete it from your system and do not copy, disclose or otherwise act on any part of this communication. You should also treat any pages attached to this communication in line with the disclaimer.

Nedbank Limited Reg No 1951/000009/06, VAT Reg No 4320116074, Nedbank 135 Rivonia Campus, 135 Rivonia Road, Sandown, Sandton, 2196, South Africa.

Directors: PM Makwana (Acting Chairperson) MWT Brown (Chief Executive) HR Brody BA Dames NP Dongwana EM Kruger RAG Leith Prof T Marwala L Makalima  
Dr MA Matoane MH Davis (Chief Financial Officer) MC Nkuhlu (Chief Operating Officer) S Subramoney  
Company Secretary: J Katzin 28.09.2021

## STATEMENT



003001000000000378810986351211212

THE INVESTMENT MANAGER  
DR NKOSAZANA DLAMINI ZUMA MUNICIPALITY  
P O BOX 62  
CREIGHTON  
UMZINTO  
3263

Branch	Domestic Treasury
Account Number	03/7881098635/000037
Date	12 November 2021
Statement Period	31 October 2021 to 12 November 2021
Due Date	12 November 2021
Period	32 days
Type of Investment	Fixed Deposit
Statement Frequency	Month End

**NEDBANK CONTACT DETAILS**

Business Banking	Nedbank Head Office, 135 Rivonia Road, Sandown, Sandton, 2196, South Africa 0860 115 060 business@nedbank.co.za
------------------	--

The interest rate for your investment, as agreed between you and Nedbank, is calculated to six decimals and rounded to two decimals for the full investment term.

The calculation for interim statements is the same and, as a result, the interest you see on interim statements may differ from the interest for the full investment term.

Transaction Date	Description and additional information	Movement	Rate	Days	Accrued interest	Amount
2021-10-31	Opening Balance				34 952.05	15 000 000.00
2021-11-12	Int Accrued On R15 000 000.00 From 2021-11-01 To 2021-11-11		4,0500	11	18 308.22	15 000 000.00
2021-11-12	Capital Due	-15 000 000.00				0.00
2021-11-12	Int Capitalised				-53 260.27	0.00
2021-11-12	Closing Balance					0.00

Yours sincerely

**NEDBANK LIMITED**

This statement is electronically generated and requires no signature by Nedbank Limited.

Please examine this statement soonest. If no error is reported within 30 days after receipt, the statement will be considered as being correct.

Please note that month-end statements include transactions up to and including the last day of the month as well as interest transactions for the first day of the next month.

The investment is subject to the terms and conditions for investment accounts, available at

<https://www.nedbank.co.za/content/nedbank/desktop/gt/en/corporates/investing/corporate-and-institutional-investments.html>

This communication is produced and transmitted electronically. While we have taken all reasonable steps to ensure the accuracy, integrity and confidentiality of the information, Nedbank Limited will not be liable if the information contained in this communication is corrupted, inaccurate or fails to reach its intended destination. The information in this communication is confidential and intended solely for the addressee and may also be privileged or exempt from disclosure under applicable law. If you are not the addressee, or have received this email in error, please notify the sender immediately, delete it from your system and do not copy, disclose or otherwise act on any part of this communication. You should also treat any pages attached to this communication in line with the disclaimer.

Nedbank Limited Reg No 1951/000009/06, VAT Reg No 4320116074, Nedbank 135 Rivonia Campus, 135 Rivonia Road, Sandown, Sandton, 2196, South Africa.

Directors: PM Makwana (Acting Chairperson) MWT Brown (Chief Executive) HR Brody BA Dames NP Dongwana EM Kruger RAG Leith Prof T Marwala L Makalima  
Dr MA Maloane MH Davis (Chief Financial Officer) MC Nkuhlu (Chief Operating Officer) S Subramoney  
Company Secretary: J Katzin 28.09.2021



## STATEMENT

00300100000000378810986351911212



THE INVESTMENT MANAGER  
DR NKOSAZANA DLAMINI ZUMA MUNICIPALITY  
P O BOX 62  
CREIGHTON  
UMZINTO  
3263

Branch	Domestic Treasury
Account Number	03/7881098635/000038
Date	19 November 2021
Statement Period	12 November 2021 to 19 November 2021
Due Date	19 November 2021
Period	7 days
Type of Investment	Fixed Deposit
Statement Frequency	Month End

## NEDBANK CONTACT DETAILS

Business Banking	Nedbank Head Office, 135 Rivonia Road, Sandown, Sandton, 2196, South Africa 0860 115 060 business@nedbank.co.za
------------------	--

The interest rate for your investment, as agreed between you and Nedbank, is calculated to six decimals and rounded to two decimals for the full investment term.

The calculation for interim statements is the same and, as a result, the interest you see on interim statements may differ from the interest for the full investment term.

Transaction Date	Description and additional information	Movement	Rate	Days	Accrued interest	Amount
2021-11-12	Opening Balance				1 484.71	15 053 260.27
2021-11-19	Int Accrued On R15 053 260.27 From 2021-11-13 To 2021-11-18		3,6000	6	8 908.23	15 053 260.27
2021-11-19	Capital Due	-15 053 260.27				0.00
2021-11-19	Int Credited To 1766000029				-10 392.94	0.00
2021-11-19	Closing Balance					0.00

Yours sincerely

NEDBANK LIMITED

This statement is electronically generated and requires no signature by Nedbank Limited.

Please examine this statement soonest. If no error is reported within 30 days after receipt, the statement will be considered as being correct.

Please note that month-end statements include transactions up to and including the last day of the month as well as interest transactions for the first day of the next month.

The investment is subject to the terms and conditions for investment accounts, available at

<https://www.nedbank.co.za/content/nedbank/desktop/gt/en/corporates/investing/corporate-and-institutional-investments.html>

This communication is produced and transmitted electronically. While we have taken all reasonable steps to ensure the accuracy, integrity and confidentiality of the information, Nedbank Limited will not be liable if the information contained in this communication is corrupted, inaccurate or fails to reach its intended destination. The information in this communication is confidential and intended solely for the addressee and may also be privileged or exempt from disclosure under applicable law. If you are not the addressee, or have received this email in error, please notify the sender immediately, delete it from your system and do not copy, disclose or otherwise act on any part of this communication. You should also treat any pages attached to this communication in line with the disclaimer.

Nedbank Limited Reg No 1951/000009/06, VAT Reg No 4320116074, Nedbank 135 Rivonia Campus, 135 Rivonia Road, Sandown, Sandton, 2196, South Africa.

Directors: PM Makwana (Acting Chairperson) MWT Brown (Chief Executive) HR Brody BA Dames NP Dongwana EM Kruger RAG Leith Prof T Marwala L Makalima  
Dr MA Matoane MH Davis (Chief Financial Officer) MC Nkuhlu (Chief Operating Officer) S Subramoney  
Company Secretary: J Katzin 28.09.2021

## STATEMENT



003001000000000378810986353011212



THE INVESTMENT MANAGER  
DR NKOSAZANA DLAMINI ZUMA MUNICIPALITY  
P O BOX 62  
CREIGHTON  
UMZINTO  
3263

Branch	Domestic Treasury
Account Number	03/7881098635/000039
Date	30 November 2021
Statement Period	17 November 2021 to 30 November 2021
Due Date	17 January 2022
Period	61 days
Type of Investment	Fixed Deposit
Statement Frequency	Month End

**NEDBANK CONTACT DETAILS**

Business Banking	Nedbank Head Office, 135 Rivonia Road, Sandown, Sandton, 2196, South Africa 0860 115 060 business@nedbank.co.za
------------------	--

The interest rate for your investment, as agreed between you and Nedbank, is calculated to six decimals and rounded to two decimals for the full investment term.

The calculation for interim statements is the same and, as a result, the interest you see on interim statements may differ from the interest for the full investment term.

Transaction Date	Description and additional information	Movement	Rate	Days	Accrued interest	Amount
2021-11-17	Opening Balance				3 442.30	30 644 880.53
2021-11-30	Int Accrued On R30 644 880.53 From 2021-11-18 To 2021-11-30		4,1000	13	44 749.92	30 644 880.53
2021-11-30	Closing Balance				48 192.22	30 644 880.53

Yours sincerely

**NEDBANK LIMITED**

This statement is electronically generated and requires no signature by Nedbank Limited.

Please examine this statement soonest. If no error is reported within 30 days after receipt, the statement will be considered as being correct.

Please note that month-end statements include transactions up to and including the last day of the month as well as interest transactions for the first day of the next month.

The investment is subject to the terms and conditions for investment accounts, available at

<https://www.nedbank.co.za/content/nedbank/desktop/gt/en/corporates/investing/corporate-and-institutional-investments.html>

This communication is produced and transmitted electronically. While we have taken all reasonable steps to ensure the accuracy, integrity and confidentiality of the information, Nedbank Limited will not be liable if the information contained in this communication is corrupted, inaccurate or fails to reach its intended destination. The information in this communication is confidential and intended solely for the addressee and may also be privileged or exempt from disclosure under applicable law. If you are not the addressee, or have received this email in error, please notify the sender immediately, delete it from your system and do not copy, disclose or otherwise act on any part of this communication. You should also treat any pages attached to this communication in line with the disclaimer.

## STATEMENT



003001000000000378810986353011212



THE INVESTMENT MANAGER  
DR NKOSAZANA DLAMINI ZUMA MUNICIPALITY  
P O BOX 62  
CREIGHTON  
UMZINTO  
3263

Branch	Domestic Treasury
Account Number	03/7881098635/000040
Date	30 November 2021
Statement Period	19 November 2021 to 01 December 2021
Notice Period	1 day
Type of Investment	Notice Deposit
Statement Frequency	Month End

**NEDBANK CONTACT DETAILS**

Business Banking	Nedbank Head Office, 135 Rivonia Road, Sandown, Sandton, 2196, South Africa 0860 115 060 business@nedbank.co.za
------------------	--

Based on the interest rates agreed between you and Nedbank, as well as the calculated balances, the applicable rate will be applied daily rounded to two decimals, based on the third digit after the decimal.

Transaction Date	Description and additional information	Movement	Rate	Days	Accrued interest	Amount
2021-11-19	Opening Balance				1 006.37	10 063 653.21
2021-11-30	Int Accrued On R10 063 653.21 From 2021-11-20 To 2021-11-30		3,6500	11	11 070.07	10 063 653.21
2021-12-01	Int Capitalised Effective 2021-12-01	12 076.44			-12 076.44	10 075 729.65
2021-12-01	Closing Balance					10 075 729.65

Yours sincerely

**NEDBANK LIMITED**

This statement is electronically generated and requires no signature by Nedbank Limited.

Please examine this statement soonest. If no error is reported within 30 days after receipt, the statement will be considered as being correct.

Please note that month-end statements include transactions up to and including the last day of the month as well as interest transactions for the first day of the next month.

The investment is subject to the terms and conditions for investment accounts, available at

<https://www.nedbank.co.za/content/nedbank/desktop/g/en/corporates/investing/corporate-and-institutional-investments.html>

This communication is produced and transmitted electronically. While we have taken all reasonable steps to ensure the accuracy, integrity and confidentiality of the information, Nedbank Limited will not be liable if the information contained in this communication is corrupted, inaccurate or fails to reach its intended destination. The information in this communication is confidential and intended solely for the addressee and may also be privileged or exempt from disclosure under applicable law. If you are not the addressee, or have received this email in error, please notify the sender immediately, delete it from your system and do not copy, disclose or otherwise act on any part of this communication. You should also treat any pages attached to this communication in line with the disclaimer.

Nedbank Limited Reg No 1951/000009/06, VAT Reg No 4320116074, Nedbank 135 Rivonia Campus, 135 Rivonia Road, Sandown, Sandton, 2196, South Africa.

Directors: PM Makwana (Acting Chairperson) MWT Brown (Chief Executive) HR Brody BA Dames NP Dongwana EM Kruger RAG Leith Prof T Marwala L Makalima  
Dr MA Matoane MH Davis (Chief Financial Officer) MC Nkulu (Chief Operating Officer) S Subramoney  
Company Secretary: J Katzin 28.09.2021

Out of the Ordinary®

**Investec****Investec Specialist Bank**

1 DEC 2021

100 Grayston Drive  
Sandton, 2196**Investec Bank Limited**100 Grayston Drive Sandown Sandton 2196  
PO Box 785700 Sandton 2146 South Africa  
T +27 (0) 11 286 7000 F +27 (0) 11 286 9555  
www.investec.co.zaDr Nkosazana Dlamini Zuma Local Municipality  
PO Box 62  
Creighton  
3263**ACCOUNT STATEMENT**  
Tax invoice number  
Investec VAT numberPage 1 of 1  
21000034  
4620124729**Statement date** 30 Nov 2021  
**Statement period** 01 Nov - 30 Nov 2021  
**Currency** South African Rand**Account number** 1100540834500  
**Account type** Call Deposit  
**Branch code** 580105  
**Electronic account number** 50011313326

Date	Description	Amount	Capital		Rate%	Days	Interest	
			Balance				Amount	Balance
1NOV2021	OPENING BALANCE		10,371,155.48CR					
1NOV2021	INTEREST ADVISED				3.35CR	18	17,133.72CR	17,133.72CR
19NOV2021	INTEREST ADVISED				3.60CR	12	12,274.90CR	29,408.62CR
30NOV2021	CLOSING BALANCE		10,371,155.48CR				ACCRUED	29,408.62CR
30NOV2021	INTEREST ACCRUED	29,408.62CR						
	<b>CLOSING BALANCE INCLUDING INTEREST</b>		<b>10,400,564.10CR</b>					

**Grow your savings with Investec's bank guaranteed, Money Fund linked Accounts. Questions?  
Call us on 0860 110 161.**



Product  
BUSINESS CURRENT ACCOUNT  
30 days statement

Address  
MAIN STREET  
CREIGHTON  
CREIGHTON  
3263

Statement period 2021-11-01 to 2021-12-01  
Account preferred centre PIETERMARITZBURG  
Customer contact centre 0860 123 000  
Internet [www.standardbank.co.za](http://www.standardbank.co.za)  
Page 1 of 1  
Date 01 December 2021  
Time 16:50

#### Account identification

Name of account DR NKOSAZANA DLAMINI ZUMA MUNI  
Account number 052070336

#### Transaction details

Post date (YYYY-MM-DD)	Transaction description	Fee	Payments	Deposits	Balance
	Opening Balance				R 5,403.48
2021-11-05	##FEE-AUDITORS CERTIFICATE 511		R -156.00		R 5,247.48
2021-11-30	##MONTHLY MANAGEMENT FEE ACC 052070336		R -100.00		R 5,147.48
2021-11-30	Balance brought forward				R 5,147.48

## These fees include VAT at the applicable prevailing rate in accordance with the VAT Act.

#### Your account information

##### Statement summary

Payments	R 256.00
Deposits	R 0.00
Fee	R 0.00

Your full transaction record is available on your account statement. The balance could change if there are transactions that still need to be processed.

Please consider the clause that follows carefully as it limits the bank's liability and constitutes an assumption of risk by you.

Please check that all transactions on this statement are correct and tell the bank if there are any mistakes within 60 days of the date of this statement, after which, we will consider this statement to be correct.

Statement number 1  
 Cycle/Despatch indicator ZE  
 Page 1 of 1

**Return address:**  
 Msunduzi  
 PO Box 732, Msunduzi, 3231

Account preferred centre Msunduzi  
 Branch code 0727  
 Customer contact centre 0860 101 341

Date 22 November 2021

**DR NKOSAZANA DLAMINI ZUMA MUNI**  
**PO BOX 62**  
**CREIGHTON**  
**3263**

**Account identification**

Name of account: DR NKOSAZANA DLAMINI  
 Account number: 47 873 599 5 - 007

**Your investment information**

Original investment amount	R 30,990,000.00
Date of original investment	22 September 2021
Investment maturity date	22 November 2021

**Interest and capital payment details**
**Account to which:**

Name  
 Bank  
 Branch  
 Account number

**Interest is paid**

No disposal instructions on file

**Capital is paid**

No disposal instructions on file

**Transaction details**

Date ccyy mm dd	Transaction description	Withdrawals	Deposits	Interest rate	Balance
2021 09 22	Transfer from 052070336		R 30,990,000.00	4.125%	R 0.00 R 30,990,000.00
2021 11 22	Payment Balance as at 22 November 2021	R 30,990,000.00			R 0.00 R 0.00

**Interest payment details**

Date ccyy mm dd	Period		Investment amount	Interest rate	Interest amount
	From ccyy mm dd	To ccyy mm dd			
2021 11 22	2021 09 21	2021 11 21	R 30,990,000.00	4.125%	R 217,142.2600

0062515875

Please verify all transactions reflected on this statement and notify any discrepancies to the Bank as soon as possible.

The Standard Bank of South Africa (Reg. No. 1962/000738/06). Authorised financial services provider.

VAT reg no: 4100105461 Registered credit provider (NCRCP15).

We subscribe to the Code of Banking Practice of the Banking Association South Africa and, for unresolved disputes, support resolution through the Ombudsman for Banking Services.



Account preferred centre	MSUNDUZI	Branch	Date	01-12-2021	Time	16:49
Customer controlling centre	BC:MSUNDUZI BUSINESS CENTRE					
Account name	DR NKOSAZANA DLAMINI					
Account number	00478735995	Serial number	009			
Product	SHORT TERM WHOLESALE DEPOSIT					
Date Last Active	2021-11-11					
Book Balance	10,000,000.00					
Retrospective Bal	10,000,000.00					
Available Balance	10,000,000.00					
Int./indicative Pro. Rate	04.200					
Int./Prof Cycle	MONTHLY ON A SPECIFIC DATE					
Int./Profit Due	24,109.59					
Int./Indicative Prof.Accrued	22,958.90					
Int./Profit Last Paid						
Int./Profit Next Paid	2021-12-01					
Int./Profit Paid Tax	0.00					
Date Last Deposit	2021-11-11					
Non-Res Interest/Profit Last paid	0.00					
Non-Res Interest/Profit Tax	0.00					
Non-Res Interest/Profit Tax YTD	0.00					
Capital Disposal						
Account Branch & Number	000000 000000000 000					
To (Name)						
Int./Profit Disposal	CAPITALISE					
Account Branch & Number	072700 478735995 009					
To (Name)						
Date Last Statement						
Statement Balance	0.00					
Statement Number	2					
Number of Copies	0					
Despatch Method	COLLECT BY CUSTOMER AT BRANCH QUARTERLY (MARCH.JUNE.SEPTEMBER AND DEC)					
Statement Cycle						
Date Next Statement	2022-01-01					
Int./Profit Paid Change						
Status	AUTOBANK LINKED ACCOUNT					



Public Sector Service Unit

To Whom It May Concern:

Date:  
2021-11-25Tel No:  
010 249 8027Ref:  
478735995-010**Re: Confirmation of Standard Bank account**

Herewith confirmation that Dr Nkosazana Dlamini Zuma Local Municipality conducts a Fixed Deposit Investment Account with the Standard Bank of South Africa Limited.

<b>Account Name</b>	: Dr Nkosazana Dlamini Zuma Local Municipality
<b>Account Number</b>	: 478735995 - 010
<b>Account Type</b>	: Fixed Deposit
<b>Date Invested</b>	: 2021-11-22
<b>Branch Code</b>	: 0727
<b>Standard Bank Branch</b>	: Msunduzi
<b>Interest Rate</b>	: 4.300%
<b>Amount Invested</b>	: R31 207 142.26
<b>Maturity date</b>	: 2021-12-28
<b>Tenor</b>	: 36 Days

We trust that this meets with your requirements. In need please do not hesitate to contact Sicelo Ndwane on +27 (0)33 328 3032 or Philani Mpofo on +27 (0)33 328 3033.

This Letter or your reliance on same does not give rise to any obligation or liability on the part of the Bank and/or its officials.

**Yours sincerely**

Name: Kelebogile Sereme  
 Title: Service Analyst  
 Branch: Public Sector  
 Telephone: +27 (0)10 249 8027

**Disclosure**

Standard Bank of South Africa Limited (SBSA) is a juristic representative of Standard Bank South Africa Limited and is authorized in terms of a written mandate to render intermediary services on transactional and investment products. The Standard Bank of South Africa Limited is an authorised financial services and registered credit provider. Please note I am an employed representative of The Standard Bank of South Africa Limited and licensed to render intermediary services on transactional and investment products being offered, under the juristic representative agreement.

No commission was paid on the investment interest rate quoted

**Disclaimer**

Whilst care has been taken in compiling this letter, Standard Bank makes no representations or warrant (expressed or implied) about the accuracy, or completeness of the information contained herein for any purpose. Standard Bank, its employees or agents accept no liability to any part for any loss, damage or costs however arising, whether directly or indirectly arising from any action or decision taken as a result of any person relying on or otherwise using this document or arising from any omission from it.

The Standard Bank of South Africa Limited (Reg. No. 1962/000738/06) Authorised financial services provider and registered credit provider (NCRCP15)  
 Directors: TS Gcabashe (Chairman) L Fuzile\* (Chief Executive) PLH Cook A Daehnke\* MA Erasmus1 GJ Fraser-Moleketi X Guan2 GMB Kennealy JH Maree NNA Matyumza KD Moroka NMC Nyembezi ML Oduor-Otieno3 ANA Peterside CON4 MJD Ruck SK Tshabalala\* JM Vice Lubin Wang2  
 Company Secretary: Z Stephen - 2021/05/26  
 \*Executive Director 1British 2Chinese 3Kenyan 4Nigerian



Public Sector Service Unit

**To Whom it May Concern:**

Date: 2021-12-01                      Tel No: 010 249 8027                      Ref: 478735995-009

**Re: Confirmation of Standard Bank account**

Herewith confirmation that Dr Nkosazana Dlamini Zuma Local Municipality conducts a Short-Term Wholesale Deposit Investment Account with the Standard Bank of South Africa Limited.

<b>Account Name</b>	: Dr Nkosazana Dlamini Zuma Local Municipality
<b>Account Number</b>	: 478735995 - 009
<b>Account Type</b>	: Short-Term Wholesale Deposit
<b>Date Invested</b>	: 2021-12-01
<b>Branch Code</b>	: 0727
<b>Standard Bank Branch</b>	: Msunduzi
<b>Interest Rate</b>	: 4.200%
<b>Amount Invested</b>	: R10 024 164.38
<b>Maturity date</b>	: 2021-12-08
<b>Tenor</b>	: 07 Days

We trust that this meets with your requirements. In need please do not hesitate to contact Sicelo Ndwane on +27 (0)33 328 3032 or Philani Mpfu on +27 (0)33 328 3033.

This Letter or your reliance on same does not give rise to any obligation or liability on the part of the Bank and/or its officials.

**Yours sincerely**

Name: Kelebogile Sereme  
 Title: Service Analyst  
 Branch: Public Sector  
 Telephone: +27 (0)10 249 8027

**Disclosure**

Standard Bank of South Africa Limited (SBSA) is a juristic representative of Standard Bank South Africa Limited and is authorized in terms of a written mandate to render intermediary services on transactional and investment products. The Standard Bank of South Africa Limited is an authorised financial services and registered credit provider. Please note I am an employed representative of The Standard Bank of South Africa Limited and licensed to render intermediary services on transactional and investment products being offered, under the juristic representative agreement.

No commission was paid on the investment interest rate quoted

**Disclaimer**

Whilst care has been taken in compiling this letter, Standard Bank makes no representations or warrant (expressed or implied) about the accuracy, or completeness of the information contained herein for any purpose. Standard Bank, its employees or agents accept no liability to any part for any loss, damage or costs however arising, whether directly or indirectly arising from any action or decision taken as a result of any person relying on or otherwise using this document or arising from any omission from it.

The Standard Bank of South Africa Limited (Reg. No. 1962/000738/06) Authorised financial services provider and registered credit provider (NCRCP15)

Directors: TS Gcabashe (Chairman) L Fuzile\* (Chief Executive) PLH Cook A Daehnke\*  
 MA Erasmus1 GJ Fraser-Moleketi Xueqing Guan2 GMB Kennealy Li Li2 JH Maree  
 NNA Matyuzza KD Moroka NMC Nyembezi ML Oduor-Otieno3 ANA Peterside CON4  
 MJD Ruck SK Tshabalala\* JM Vice  
 Company Secretary: Z Stephen - 2021/11/11  
 \*Executive Director 1British 2Chinese 3Kenyan 4Nigerian



Account preferred centre	MSUNDUZI	Branch	Date	01-12-2021	Time	16:48
Customer controlling centre	BC:MSUNDUZI BUSINESS CENTRE					
Account name	DR NKOSAZANA DLAMINI					
Account number	00478735995	Serial number	001			
Product	FIXED DEPOSIT					
Book Balance	0.00	Date Last Active				
Retrospective Bal	0.00	Date Opened				
Int./Profit Due	0.00	Original Issue Date				
Int./Indicative Prof Accrued	0.00	Maturity Date	2018-08-01			
Int./Profit Paid Tax	0.00	Accrual Date				
Early Redemption Fee	0.00	Int./Prof Last Paid				
		Int./Prof Next Paid	2100-01-31			
		Date Last Deposit				
		Renew Date	2018-08-01			
		Period	2 Months 0 Days			
Int./Indicative Prof. Rate	07.200	Renew Period	0			
Int./Profit Cycle	AT MATURITY					
Non-Res Interest/Profit Tax	0.00					
Non-Res Interest/Profit Tax YTD	0.00					
Capital Disposal	DEPOSIT DISPOSAL SUSPENSE ACC.					
Account Branch & Number	000000 000000000 000					
To (Name)	DEPOSIT DISPOSAL SUSPENSE ACC.					
Int./Profit Disposal	DEPOSIT DISPOSAL SUSPENSE ACC.					
Account Branch & Number	000000 000000000 000					
To (Name)						
Date Last Statement						
Statement Balance	0.00					
Statement Number						
Number of Copies						
Despatch Method	COLLECT BY CUSTOMER AT BRANCH					
Statement Cycle						
Date Next Statement						
Int./Profit Paid Change						
Status	AUTOBANK LINKED ACCOUNT					

DR NKOSAZANA DLAMINI ZUMA LOCAL MUNICIPAL ABSA BANK

PO BOX 62  
CREIGHTON  
3263

PUBSECKZN		
FIXED DEPOSIT		
ACCOUNT NUMBER	:	20-7979-5620
CAPITAL AMOUNT	:	30 630 565,71
INTEREST RATE	:	4,13



STATEMENT FOR PERIOD 01112021 - 01122021

DATE	TRANS DESCRIPTIONS	REFERENCE	TRAN AMOUNT	SUB ACC BAL
011121	BALANCE B/FORWARD	*	0	0,00
011121	INTEREST	HEADOFFICE	217 325,52	217 325,52
011121	MATURITY	HEADOFFICE	30413 240,19	30630 565,71
041121	OPEN DEPOSIT	HEADOFFICE	30630 565,71-	0,00
	(EFFECTIVE 011121)			
	ACCRUED TRANSACTIONS AS AT	01/12/21		
	ACCRUED INTEREST			103 976,08
	ACCRUED BONUS INTEREST			0,00
	AMOUNT CEDED			0,00

\*\*\*\*\* END OF ENQUIRY 01/12/21 A/C 20-7979-5620 \*\*\*\*\*

9





Public Sector Service Unit

**To Whom It May Concern:**

Date:  
2021-11-11

Tel No:  
010 249 8027

Ref:  
478735995-009

**Re: Confirmation of Standard Bank account**

Herewith confirmation that Dr Nkosazana Dlamini Zuma Local Municipality conducts a Short-Term Wholesale Deposit Investment Account with the Standard Bank of South Africa Limited.

<b>Account Name</b>	: Dr Nkosazana Dlamini Zuma Local Municipality
<b>Account Number</b>	: 478735995 - 009
<b>Account Type</b>	: Short-Term Wholesale Deposit
<b>Date Invested</b>	: 2021-11-10
<b>Branch Code</b>	: 0727
<b>Standard Bank Branch</b>	: Msunduzi
<b>Interest Rate</b>	: 4.200%
<b>Amount Invested</b>	: R10 000 000.00
<b>Maturity date</b>	: 2021-12-01
<b>Tenor</b>	: 21 Days

We trust that this meets with your requirements. In need please do not hesitate to contact Masibi Moduka on +27 51 403 4613 or Palesa Kobi on +27 51 403 4835.

This Letter or your reliance on same does not give rise to any obligation or liability on the part of the Bank and/or its officials.

**Yours sincerely**

**Name:** Kelebogile Sereme  
**Title:** Service Analyst  
**Branch:** Public Sector  
**Telephone:** +27 (0)10 249 8027

**Disclosure**

Standard Bank of South Africa Limited (SBSA) is a juristic representative of Standard Bank South Africa Limited and is authorized in terms of a written mandate to render intermediary services on transactional and investment products. The Standard Bank of South Africa Limited is an authorised financial services and registered credit provider. Please note I am an employed representative of The Standard Bank of South Africa Limited and licensed to render intermediary services on transactional and investment products being offered, under the juristic representative agreement.

No commission was paid on the investment interest rate quoted

**Disclaimer**

Whilst care has been taken in compiling this letter, Standard Bank makes no representations or warrant (expressed or implied) about the accuracy, or completeness of the information contained herein for any purpose. Standard Bank, its employees or agents accept no liability to any part for any loss, damage or costs however arising, whether directly or indirectly arising from any action or decision taken as a result of any person relying on or otherwise using this document or arising from any omission from it.

The Standard Bank of South Africa Limited (Reg. No. 1962/000738/06) Authorised financial services provider and registered credit provider (NCRCP15)  
 Directors: TS Gcabashe (Chairman) L Fuzile\* (Chief Executive) PLH Cook A Daehnke\* MA Erasmus1 GJ Fraser-Moleketi X Guan2 GMB Kennealy JH Maree NNA Matyumza KD Moroka NMC Nyembezi ML Oduor-Otieno3 ANA Peterside CON4 MJD Ruck  
 SK Tshabalala\* JM Vice Lubin Wang2  
 Company Secretary: Z Stephen - 2021/05/26  
 \*Executive Director 1British 2Chinese 3Kenyan 4Nigerian



0000421

how can we help you?

BBST441 009648 Computer Generated Copy Tax Invoice  
 DR NKOSAZANA DLAMINI ZUMA  
 MUNICIPALITY  
 P O BOX 62  
 CREIGHTON  
 3263  
 MTUNGWAP@NDZ.GOV.ZA

☒ P O Box 2  
 Ixopo 3276  
**Street Address** Ixopo  
 Lot 12 Stuarts town, Margaret Street, Ixopo  
**Universal Branch Code** 250655  
 🌐 [fnb.co.za](http://fnb.co.za)  
**Lost Cards** 087-575-9406  
**Account Enquiries** 087-736-2247  
**Fraud** 087-311-8607

Customer VAT Registration Number Not Provided  
 Bank VAT Registration Number 4210102051

**Public Sector Cheque Account : 52551036969**  
 Tax Invoice/Statement Number : 441  
 Statement Period : 2 November 2021 to 1 December 2021  
**Statement Date : 1 December 2021**

Statement Balances		Bank Charges		Interest Rate	
Opening Balance	1,123,830.13 Cr	Service Fees	78.00 Dr	Credit Rate**	1.75%
Closing Balance	1,037,987.64 Cr	Cash Deposit Fees	0.00	Debit Rate (Non-NCA)	10.25%
# Inclusive of VAT @ 15.00%	10.17 Dr	Cash Handling Fees	0.00		
Total VAT (ZAR)	10.17 Dr	Other Fees	0.00		

**Transactions in RAND (ZAR)**

Date	Description	Amount	Balance	Accrued Bank Charges
05 Nov	Magtape Credit Basa23 111S1001001520	12,776.46 Cr	1,136,606.59 Cr	
19 Nov	Cr.Int.Rate 1,75000	0.00	1,136,606.59 Cr	
24 Nov	FNB OB Trf FNB OB Trf 000000005 Trf To Primary Acco	100,000.00	1,036,606.59 Cr	
30 Nov	Int On Credit Balance	1,459.05 Cr	1,038,065.64 Cr	
30 Nov	#Monthly Account Fee	78.00	1,037,987.64 Cr	

**Closing Balance**

**1,037,987.64 Cr**

**Turnover for Statement Period**

No. Credit Transactions 2	14,235.51 Cr
No. Debit Transactions 2	100,078.00 Dr

Please contact us within 30 days from your statement date, should you wish to query an entry on this statement (incl. card transactions done during this statement period, but not yet reflecting). Should we not hear from you, we will assume that you have received the statement and that it is correct.

For more information on your Pricing Option, please contact us or visit our website.

\*\*For the latest Credit Rates on product, please go to [fnb.co.za](http://fnb.co.za)

First National Bank - a division of FirstRand Bank Limited. Registration Number 1929/001225/06. An Authorised Financial Services and Credit Provider (NCRCP20).

On 19 November 2021, the Prime Lending Rate changed to 7.25%. This may impact the rate on any of your credit facilities.



Financial Services Group Limited (Pty) Ltd.

BBST2780 276348  
 \*DR NKOSAZANA DLAMINI ZUMA LOCAL  
 MUNICIPALITY  
 P O BOX 62  
 CREIGHTON  
 3263  
 MTUNGWAP@NDZ.GOV.ZA

☒ P O Box 219  
 Underberg 3257  
**Street Address** Underberg  
 Main Street  
**Universal Branch Code** 250655  
 🌐 [fnb.co.za](http://fnb.co.za)  
**Lost Cards** 087-575-9406  
**Account Enquiries** 087-736-2247  
**Fraud** 087-311-8607

**Customer VAT Registration Number** Not Provided  
**Bank VAT Registration Number** 4210102051

**Public Sector Cheque Account : 6202624999**

Tax Invoice/Statement Number : 2780  
 Statement Period : 29 November 2021 to 30 November 2021  
**Statement Date : 30 November 2021**

Statement Balances		Bank Charges		Interest Rate	
Opening Balance	7,235,614.40 Cr	Service Fees	0.00	Credit Rate**	1.75%
Closing Balance	7,552,806.08 Cr	Cash Deposit Fees	0.00	Debit Rate (Non-NCA)	10.25%
# Inclusive of VAT @ 15.00%	0.00	Cash Handling Fees	0.00		
Total VAT (ZAR)	0.00	Other Fees	0.00		

**Transactions in RAND (ZAR)**

Date	Description	Amount	Balance	Accrued Bank Charges
30 Nov	Scheduled Pymt From Ndzlm 262065	320.00Cr	7,235,934.40Cr	
30 Nov	Scheduled Pymt From Ndzlm30055711	325.85Cr	7,236,260.25Cr	
30 Nov	FNB OB Pmt Ndzlm 136715	832.35Cr	7,237,092.60Cr	
30 Nov	FNB OB Pmt Ndzlm 136675	471.30Cr	7,237,563.90Cr	
30 Nov	FNB OB Pmt Ndzlm 136685	1,220.60Cr	7,238,784.50Cr	
30 Nov	FNB OB Pmt Ndzlm 136695	416.65Cr	7,239,201.15Cr	
30 Nov	FNB OB Pmt Ndzlm 136705	2,210.75Cr	7,241,411.90Cr	
30 Nov	FNB OB Pmt Ndzlm 54384	74.90Cr	7,241,486.80Cr	
30 Nov	FNB OB Pmt Ndzlm 54377	582.25Cr	7,242,069.05Cr	
30 Nov	FNB OB Pmt Ndzlm 54360	83.80Cr	7,242,152.85Cr	
30 Nov	FNB OB Pmt Ndzlm 54353	356.45Cr	7,242,509.30Cr	
30 Nov	FNB OB Pmt Ndzlm 54346	226.75Cr	7,242,736.05Cr	
30 Nov	FNB OB Pmt Ndzlm 54339	258.65Cr	7,242,994.70Cr	
30 Nov	FNB OB Pmt Ndzlm 54391	1,118.80Cr	7,244,113.50Cr	
30 Nov	FNB OB Pmt Ndzlm 54418	105.30Cr	7,244,218.80Cr	
30 Nov	FNB OB Pmt Ndzlm 54425	405.80Cr	7,244,624.60Cr	
30 Nov	FNB OB Pmt Ndzlm 54401	650.15Cr	7,245,274.75Cr	
30 Nov	FNB OB Pmt Ndzlm 71075	218.75Cr	7,245,493.50Cr	
30 Nov	FNB OB Pmt Ndzlm 259515 Ilt	2,869.19Cr	7,248,362.69Cr	
30 Nov	FNB OB Pmt Ndzlm 123665 Forde	1,648.07Cr	7,250,010.76Cr	
30 Nov	FNB OB Pmt Ndzlm 217955 Forde	527.42Cr	7,250,538.18Cr	
30 Nov	FNB OB Pmt Ndzlm 259455 Ilt	830.49Cr	7,251,368.67Cr	
30 Nov	FNB OB Pmt Ndzlm 262005 Inchgar	814.40Cr	7,252,183.07Cr	
30 Nov	FNB OB Pmt Ndzlm 238445 Dbj For	799.04Cr	7,252,982.11Cr	
30 Nov	FNB OB Pmt Ndzlm 30057555 102.8	3,100.43Cr	7,256,082.54Cr	

## Transactions in RAND (ZAR) : 62026224999

Date	Description	Amount	Balance	Accrued Bank Charges
30 Nov	Magtape Credit Ndzlm-107485	1,057.05Cr	7,516,681.81Cr	
30 Nov	Magtape Credit Gifted Ranching	1,084.97Cr	7,517,766.78Cr	
30 Nov	Magtape Credit Southeysv Ndzlm76045/Mat 1438	1,172.00Cr	7,518,938.78Cr	
30 Nov	Magtape Credit Ndzlm 21045 Todd	1,177.83Cr	7,520,116.61Cr	
30 Nov	Magtape Credit 233415	1,200.00Cr	7,521,316.61Cr	
30 Nov	Magtape Credit Account No:220195	1,300.00Cr	7,522,616.61Cr	
30 Nov	Magtape Credit Ndzlm 128105	1,319.40Cr	7,523,936.01Cr	
30 Nov	Magtape Credit 20462	1,360.45Cr	7,525,296.46Cr	
30 Nov	Magtape Credit 246545	1,365.85Cr	7,526,662.31Cr	
30 Nov	Magtape Credit Stoneyglenac110975 Stoney Glen	1,384.39Cr	7,528,046.70Cr	
30 Nov	Magtape Credit Ndzlm 30057373	1,390.00Cr	7,529,436.70Cr	
30 Nov	Magtape Credit Ndzlm30063402	1,431.00Cr	7,530,867.70Cr	
30 Nov	Magtape Credit ABSA Bank Acc 30055357	1,446.30Cr	7,532,314.00Cr	
30 Nov	Magtape Credit Ndzlm-194745	1,474.70Cr	7,533,788.70Cr	
30 Nov	Magtape Credit ABSA Bank Ndz 30057304 Rates	1,500.00Cr	7,535,288.70Cr	
30 Nov	Magtape Credit Ndzlm 254165	1,514.07Cr	7,536,802.77Cr	
30 Nov	Magtape Credit ABSA Bank 152055	1,533.41Cr	7,538,336.18Cr	
30 Nov	Magtape Credit 49452	1,547.02Cr	7,539,883.20Cr	
30 Nov	Magtape Credit Kwas 266176	1,582.35Cr	7,541,465.55Cr	
30 Nov	Magtape Credit 30055522	1,586.20Cr	7,543,051.75Cr	
30 Nov	Magtape Credit ABSA Bank Ndzlm 11062 L Dreyer	1,593.15Cr	7,544,644.90Cr	
30 Nov	Magtape Credit Ndzlm 300049	1,600.00Cr	7,546,244.90Cr	
30 Nov	Magtape Credit ABSA Bank Ndzlm68805	1,609.65Cr	7,547,854.55Cr	
30 Nov	Magtape Credit ABSA Bank Ndzlm 173685	1,636.44Cr	7,549,490.99Cr	
30 Nov	Magtape Credit Ndzlm173995	1,688.25Cr	7,551,179.24Cr	
30 Nov	Magtape Credit ABSA Bank 152045	1,736.03Cr	7,552,915.27Cr	
30 Nov	Magtape Credit Ndzlm 233965	1,750.00Cr	7,554,665.27Cr	
30 Nov	Magtape Credit Ndzlm - 30060904 Erf 638	1,861.84Cr	7,556,527.11Cr	
30 Nov	Magtape Credit 49469	1,949.24Cr	7,558,476.35Cr	
30 Nov	Magtape Credit Ndzlm 102905	2,000.00Cr	7,560,476.35Cr	
30 Nov	Magtape Credit 49500	2,087.97Cr	7,562,564.32Cr	
30 Nov	Magtape Credit ABSA Bank 30059791	2,092.70Cr	7,564,657.02Cr	
30 Nov	Magtape Credit Ndzlm 238105 VI	2,372.30Cr	7,567,029.32Cr	
30 Nov	Magtape Credit Kwa 265425	2,500.00Cr	7,569,529.32Cr	
30 Nov	Magtape Credit 49421	2,643.91Cr	7,572,173.23Cr	
30 Nov	Magtape Credit 49490	2,813.29Cr	7,574,986.52Cr	
30 Nov	Magtape Credit Ndzlm-136745	2,903.35Cr	7,577,889.87Cr	
30 Nov	Magtape Credit Investecpbndzlm 30061936	3,000.00Cr	7,580,889.87Cr	
30 Nov	Magtape Credit Ndzlm-152335	3,438.05Cr	7,584,327.92Cr	
30 Nov	Magtape Credit 49438	3,769.01Cr	7,588,096.93Cr	
30 Nov	Magtape Credit Ndzlm-136735	4,031.30Cr	7,592,128.23Cr	
30 Nov	Magtape Credit 262165	4,533.15Cr	7,596,661.38Cr	
30 Nov	Magtape Credit 49414	4,710.12Cr	7,601,371.50Cr	
30 Nov	Magtape Credit 49407	6,551.00Cr	7,607,922.50Cr	
30 Nov	Magtape Credit Ndzlm-246015	8,208.90Cr	7,616,131.40Cr	
30 Nov	Magtape Credit 110995	9,367.65Cr	7,625,499.05Cr	
30 Nov	Magtape Credit 115005	9,503.70Cr	7,635,002.75Cr	
30 Nov	Magtape Credit ABSA Bank Kwas 89045	14,440.00Cr	7,649,442.75Cr	
30 Nov	Magtape Debit M-Choice M-Choice146532757	320.00	7,649,122.75Cr	12.00
30 Nov	Magtape Debit Vodacom 0373565146 C8002921	408.25	7,648,714.50Cr	12.00
30 Nov	Magtape Debit Vodacom 0373274995 G0001088	95,908.42	7,552,806.08Cr	12.00

Closing Balance

7,552,806.08Cr

## Turnover for Statement Period

No. Credit Transactions 183	413,828.35Cr
No. Debit Transactions 3	96,636.67Dr

Branch Number	Account Number	Date	DDA DB/ZE/AV/XR/XR/RK/PE/L7/WB/N	FN
887	62026224999	2021/11/30	PUBLIC SECTOR CHEQUE ACCOUNT	

## Workings: Calculation of Cash Coverage Ratio 2020/2021

<b>Municipality:</b>	Dr Nkosazana Dlamini Zuma Municipality
<b>Prepared by Budget Clerk:</b>	S.Jali
<b>Reviewed by Assistant CFO:</b>	P.M Mtungwa
<b>Approved by CFO:</b>	KMB Mzimela
<b>Date completed:</b>	10/12/2021

**Cash Coverage Ratio:** Indicates the municipality's ability to meet at least its monthly fixed operating commitments without collecting any additional revenue during that month. **norm: 3 months**

### Calculation of Cash Coverage Ratio

Description	2020/21	
	R thousand	Final Budget
<b>Surplus/Deficits - A8(Cash and Cash Equivalents+Investments-Commitments)</b>		150,099
Cash/cash equivalents at the year end	179,943	
Other current investments > 90 days	0	
Non current assets - Investments	-	
<b>Less: Application of Cash and Investments</b>		
Unspent conditional transfers	22,678	
Unspent borrowing	-	
Other working capital requirements	-	
Other provisions	-	
Retention	7,166	
Reserves to be backed by cash/investments	-	
<b>Fixed Operating Commitments</b>		
Employee Related Costs	5,847	
Remuneration of councillors	790	
Operating lease(rent premises and machines etc)	-	
Contracted services	1,049	
Security Services	875	
Insurance	62	
Telephone costs	131	
Current portion of long term loan(if applicable).	1	
NB: include Finance charges	-	
Audit Fees	-	
Bank Charges	13	
Fuel and Oil	360	
Printing and Stationery	60	
Protective Clothing and Uniforms	29	
Ward committee expenses		
Other expenses	3,767	
<b>Total Fixed Operating Commitments</b>	<b>12,784</b>	
<b>Monthly Fixed Operating Commitments</b>	<b>12,784</b>	
<b>Cash Coverage Ratio*</b>		<b>11.7</b>

\* Cash Coverage Ratio Formula =

Net Cash (Cash equivalents+Investments-Commitments)

Divided by:

Monthly Fixed Operating Commitments

Prepared by : S.W Jali

Date : 09-12-2021 Signature : 

Approved by :K.M.B Mzimela

Date : 09-12-2021 Signature : 

**viii) COMPLIANCE CHECKLIST ON SECTION 75 REPORT FOR NOVEMBER 2021**

**Information to be placed on websites of the Municipality**

**The following information is included into our website as per section 75 of the MFMA**

1) The accounting officer of a municipality must place on the website referred to in section 21A of the Municipal Systems Act the following documents of the municipality:

a) The annual and adjustments budgets and all budget-related documents:

b) All budget-related policies;

c) The annual report;

d) All performance agreements required in terms of section 57(1) (b) of the Municipal Systems Act

e) All service delivery agreements

f) All supply chain management contracts above a prescribed value;

g) An information statement containing a list of assets over a prescribed value that have been disposed of in terms of section 14(2) or (4) during the previous quarter;

h) All quarterly reports tabled in the council in terms of section 52(d);

i) Any other documents that must be placed on the website in terms of this Act or any other applicable legislation, or as may be prescribed.

Prepared by: Jali . S

Date: 09-12-2021

Reviewed by: Ntunywa . P

Date: 

# Municipal In-year reports & supporting tables

[Click for Instructions!](#)

[Accountability](#)

[Transparency](#)



**national tre**

Department.  
National Treasury  
REPUBLIC OF SOUTH A

**Contact details:**

Budget submission enquiries:

Elsabé Rossouw

National Treasury

Tel: (012) 315-5534

Electronic documents: [lgdocuments@treasu](mailto:lgdocuments@treasury.gov.za)

## Preparation Instructions

Municipality Name: KZN436 Dr Nkosazana Dlamini Zuma

CFO Name: K.M.B. MZIMELA

Tel: 039 833 1038

Fax: 039 833 1199

E-Mail: cfo@ndz.gov.za

Reporting period: M05 November

MTREF: 2021

Budget Year: 2021/22

Does this municipality have Entities? No

If YES: Identify type of report: M05 November

Name Votes & Sub-Votes

### Printing Instructions

#### Showing / Hiding Columns

Hide Reference columns on all sheets

Hide Pre-audit columns on all sheets

#### Showing / Clearing Highlights

### Importants documents which provide essential assistance

MFMA Budget Circular

MBRR Budget Formats Guide

Dummy Budget Guide

Funding Compliance Guide

cli

cli

cli

cli

Organisational Structure Votes		Comp
Vote 4 - [NAME OF VOTE 4]	1.4	
Vote 5 - [NAME OF VOTE 5]	1.5	
Vote 6 - [NAME OF VOTE 6]	1.6	
Vote 7 - [NAME OF VOTE 7]	1.7	
Vote 8 - [NAME OF VOTE 8]	1.8	
Vote 9 - [NAME OF VOTE 9]	1.9	
Vote 10 - [NAME OF VOTE 10]	1.10	
Vote 11 - [NAME OF VOTE 11]	1.11	
Vote 12 - [NAME OF VOTE 12]	1.12	
Vote 13 - [NAME OF VOTE 13]	1.13	
Vote 14 - [NAME OF VOTE 14]	1.14	
Vote 15 - [NAME OF VOTE 15]	1.15	
<b>Vote 1 - Budget and Treasury</b>		<b>2.1 - Budget and Treasury</b>
1.1	[Name of sub-vote]	
1.2	[Name of sub-vote]	
1.3	[Name of sub-vote]	
1.4	[Name of sub-vote]	
1.5	[Name of sub-vote]	
1.6	[Name of sub-vote]	
1.7	[Name of sub-vote]	
1.8	[Name of sub-vote]	
1.9	[Name of sub-vote]	
1.10	[Name of sub-vote]	
<b>Vote 2 - Corporate Services</b>		<b>3.1 - Corporate services admin and auxiliary services</b>
2.1	[Name of sub-vote]	
2.2	[Name of sub-vote]	
2.3	[Name of sub-vote]	
2.4	[Name of sub-vote]	
2.5	[Name of sub-vote]	
2.6	[Name of sub-vote]	
2.7	[Name of sub-vote]	
2.8	[Name of sub-vote]	
2.9	[Name of sub-vote]	
2.10	[Name of sub-vote]	
<b>Vote 3 - Community Services</b>		<b>4.1 - Community Services Administration</b>
3.1	[Name of sub-vote]	
3.2	[Name of sub-vote]	
3.3	[Name of sub-vote]	
3.4	[Name of sub-vote]	
3.5	[Name of sub-vote]	
3.6	[Name of sub-vote]	
3.7	[Name of sub-vote]	
3.8	[Name of sub-vote]	
3.9	[Name of sub-vote]	
3.10	[Name of sub-vote]	
<b>Vote 4 - Public Works and Basic Services</b>		<b>5.1 - Roads</b>
4.1	[Name of sub-vote]	
4.2	[Name of sub-vote]	
4.3	[Name of sub-vote]	
4.4	[Name of sub-vote]	
4.5	[Name of sub-vote]	
4.6	[Name of sub-vote]	
4.7	[Name of sub-vote]	
4.8	[Name of sub-vote]	
4.9	[Name of sub-vote]	
4.10	[Name of sub-vote]	
<b>Vote 5 - Planning and Development</b>		<b>6.1 - Planning and Development</b>
5.1	[Name of sub-vote]	
5.2	[Name of sub-vote]	
5.3	[Name of sub-vote]	
5.4	[Name of sub-vote]	
5.5	[Name of sub-vote]	
5.6	[Name of sub-vote]	
5.7	[Name of sub-vote]	
5.8	[Name of sub-vote]	
5.9	[Name of sub-vote]	
5.10	[Name of sub-vote]	
<b>Vote 6 - [NAME OF VOTE 6]</b>		
6.1	[Name of sub-vote]	
6.2	[Name of sub-vote]	
6.3	[Name of sub-vote]	
6.4	[Name of sub-vote]	
6.5	[Name of sub-vote]	
6.6	[Name of sub-vote]	
6.7	[Name of sub-vote]	
6.8	[Name of sub-vote]	
6.9	[Name of sub-vote]	
6.10	[Name of sub-vote]	
<b>Vote 7 - [NAME OF VOTE 7]</b>		
7.1	[Name of sub-vote]	
7.2	[Name of sub-vote]	
7.3	[Name of sub-vote]	
7.4	[Name of sub-vote]	
7.5	[Name of sub-vote]	
7.6	[Name of sub-vote]	
7.7	[Name of sub-vote]	
7.8	[Name of sub-vote]	
7.9	[Name of sub-vote]	
7.10	[Name of sub-vote]	
<b>Vote 8 - [NAME OF VOTE 8]</b>		
8.1	[Name of sub-vote]	
8.2	[Name of sub-vote]	
8.3	[Name of sub-vote]	
8.4	[Name of sub-vote]	
8.5	[Name of sub-vote]	
8.6	[Name of sub-vote]	
8.7	[Name of sub-vote]	
8.8	[Name of sub-vote]	
8.9	[Name of sub-vote]	
8.10	[Name of sub-vote]	
<b>Vote 9 - [NAME OF VOTE 9]</b>		
9.1	[Name of sub-vote]	
9.2	[Name of sub-vote]	
9.3	[Name of sub-vote]	
9.4	[Name of sub-vote]	
9.5	[Name of sub-vote]	
9.6	[Name of sub-vote]	
9.7	[Name of sub-vote]	
9.8	[Name of sub-vote]	
9.9	[Name of sub-vote]	
9.10	[Name of sub-vote]	
<b>Vote 10 - [NAME OF VOTE 10]</b>		
10.1	[Name of sub-vote]	
10.2	[Name of sub-vote]	
10.3	[Name of sub-vote]	
10.4	[Name of sub-vote]	
10.5	[Name of sub-vote]	
10.6	[Name of sub-vote]	
10.7	[Name of sub-vote]	
10.8	[Name of sub-vote]	
10.9	[Name of sub-vote]	
10.10	[Name of sub-vote]	
<b>Vote 11 - [NAME OF VOTE 11]</b>		
11.1	[Name of sub-vote]	
11.2	[Name of sub-vote]	
11.3	[Name of sub-vote]	
11.4	[Name of sub-vote]	
11.5	[Name of sub-vote]	
11.6	[Name of sub-vote]	
11.7	[Name of sub-vote]	
11.8	[Name of sub-vote]	
11.9	[Name of sub-vote]	
11.10	[Name of sub-vote]	
<b>Vote 12 - [NAME OF VOTE 12]</b>		
12.1	[Name of sub-vote]	
12.2	[Name of sub-vote]	
12.3	[Name of sub-vote]	
12.4	[Name of sub-vote]	
12.5	[Name of sub-vote]	
12.6	[Name of sub-vote]	
12.7	[Name of sub-vote]	
12.8	[Name of sub-vote]	
12.9	[Name of sub-vote]	
12.10	[Name of sub-vote]	
<b>Vote 13 - [NAME OF VOTE 13]</b>		
13.1	[Name of sub-vote]	
13.2	[Name of sub-vote]	
13.3	[Name of sub-vote]	
13.4	[Name of sub-vote]	
13.5	[Name of sub-vote]	
13.6	[Name of sub-vote]	
13.7	[Name of sub-vote]	
13.8	[Name of sub-vote]	
13.9	[Name of sub-vote]	
13.10	[Name of sub-vote]	
<b>Vote 14 - [NAME OF VOTE 14]</b>		
14.1	[Name of sub-vote]	
14.2	[Name of sub-vote]	
14.3	[Name of sub-vote]	
14.4	[Name of sub-vote]	
14.5	[Name of sub-vote]	
14.6	[Name of sub-vote]	
14.7	[Name of sub-vote]	
14.8	[Name of sub-vote]	
14.9	[Name of sub-vote]	
14.10	[Name of sub-vote]	
<b>Vote 15 - [NAME OF VOTE 15]</b>		
15.1	[Name of sub-vote]	
15.2	[Name of sub-vote]	
15.3	[Name of sub-vote]	
15.4	[Name of sub-vote]	
15.5	[Name of sub-vote]	
15.6	[Name of sub-vote]	
15.7	[Name of sub-vote]	
15.8	[Name of sub-vote]	
15.9	[Name of sub-vote]	
15.10	[Name of sub-vote]	

KZN436 Dr Nkomozi Dlamini Zuma - Contact Information

A. GENERAL INFORMATION	
Municipality	KZN436 Dr Nkomozi Dlamini Zuma
Grade	3
Province	KZN KWAZULU-NATAL
Web Address	www.ndz.gov.za
E-mail Address	mailbox@ndz.gov.za
B. CONTACT INFORMATION	
Postal address:	
P.O. Box	PO BOX 82
City / Town	Ceintlon
Postal Code	3053
Street address:	
Building	DR Nkomozi Dlamini Zuma Municipality
Street No. & Name	Ceintlon Main Road
City / Town	Ceintlon
Postal Code	3053
General Contacts	
Telephone number	039 833 1038
Fax number	039 833 1539
C. POLITICAL LEADERSHIP	
<b>Speaker:</b>	
ID Number	771215 5474 089
Title	Ms
Name	Mrs. J. B. Banda
Telephone number	039 833 1038
Cell number	083 882 2928
Fax number	039 833 1539
E-mail address	speaker@ndz.gov.za/ndz.banda02@gmail.com
<b>Secretary/PA to the Speaker:</b>	
ID Number	892430 3332 082
Title	Ms
Name	N Dlamini
Telephone number	039 833 1038
Cell number	082 777 6803
Fax number	039 833 1539
E-mail address	ndlamini@ndz.gov.za
<b>Mayor/Executive Mayor:</b>	
ID Number	690812 0327 085
Title	Ms
Name	Pan/Ga N Mkhosbe
Telephone number	039 833 1038
Cell number	082 859 6642
Fax number	039 833 1539
E-mail address	nmkhosbe@ndz.gov.za
<b>Secretary/PA to the Mayor/Executive Mayor:</b>	
ID Number	870622 3444 081
Title	Ms
Name	A Hlophe
Telephone number	039 833 1038
Cell number	082 777 6071
Fax number	039 833 1539
E-mail address	ahlophe@ndz.gov.za
<b>Deputy Mayor/Executive Mayor:</b>	
ID Number	830404 5720 081
Title	Ms
Name	M. J. P. Sengiso
Telephone number	039 833 1038
Cell number	082 418 7000
Fax number	039 833 1539
E-mail address	msengiso@ndz.gov.za/ndz.msengiso@gmail.com
<b>Secretary/PA to the Deputy Mayor/Executive Mayor:</b>	
ID Number	830106 0607 089
Title	Ms
Name	S Zondi
Telephone number	039 833 1038
Cell number	079 642 6888
Fax number	039 833 1539
E-mail address	zondi@s@ndz.gov.za
D. MANAGEMENT LEADERSHIP	
<b>Municipal Manager:</b>	
ID Number	591 727 5822 081
Title	Ms
Name	Ms. N. N. N. N.
Telephone number	039 833 1038
Cell number	079 678 8800
Fax number	039 833 1539
E-mail address	mm@ndz.gov.za
<b>Secretary/PA to the Municipal Manager:</b>	
ID Number	887113 8737 383
Title	Ms
Name	S. M. M. M.
Telephone number	039 833 1038
Cell number	082 983 2847
Fax number	039 833 1539
E-mail address	mm@ndz.gov.za
<b>Chief Financial Officer:</b>	
ID Number	840531 5485 081
Title	Ms
Name	K.M.B. MZIMELA
Telephone number	039 833 1038
Cell number	260 544 5411
Fax number	039 833 1199
E-mail address	cmo@ndz.gov.za
<b>Secretary/PA to the Chief Financial Officer:</b>	
ID Number	870304 0833 080
Title	Ms
Name	P. Mole
Telephone number	039 833 1038
Cell number	071 304 1154
Fax number	039 833 1539
E-mail address	mm@ndz.gov.za
<b>Official responsible for submitting financial information:</b>	
ID Number	810926 5730 088
Title	Ms
Name	Philo Mkhosbe
Telephone number	039 833 1038
Cell number	071 484 1990
Fax number	039 833 1539
E-mail address	mm@ndz.gov.za
<b>Official responsible for submitting financial information:</b>	
ID Number	841016 0917 087
Title	Ms
Name	Noumude Khuboni
Telephone number	039 833 1038
Cell number	072 779 0153
Fax number	039 833 1539
E-mail address	khuboni@ndz.gov.za
<b>Official responsible for submitting financial information:</b>	
ID Number	851124 5427 384
Title	Ms
Name	Shaboo Jali
Telephone number	039 833 1038
Cell number	979 259 2106
Fax number	039 833 1539
E-mail address	mm@ndz.gov.za
<b>Official responsible for submitting financial information:</b>	
ID Number	887105 5456 387
Title	Ms
Name	Lebo Mole
Telephone number	039 833 1038
Cell number	079 124 6472
Fax number	039 833 1539
E-mail address	mm@ndz.gov.za
<b>Official responsible for submitting financial information:</b>	
ID Number	0
Title	0
Name	0
Telephone number	0
Cell number	0
Fax number	0
E-mail address	0
<b>Official responsible for submitting financial information:</b>	
ID Number	0
Title	0
Name	0
Telephone number	0
Cell number	0
Fax number	0
E-mail address	0
<b>Official responsible for submitting financial information:</b>	
ID Number	0
Title	0
Name	0
Telephone number	0
Cell number	0
Fax number	0
E-mail address	0
<b>Official responsible for submitting financial information:</b>	
ID Number	0
Title	0
Name	0
Telephone number	0
Cell number	0
Fax number	0
E-mail address	0
<b>Official responsible for submitting financial information:</b>	
ID Number	0
Title	0
Name	0
Telephone number	0
Cell number	0
Fax number	0
E-mail address	0
<b>Official responsible for submitting financial information:</b>	
ID Number	0
Title	0
Name	0
Telephone number	0
Cell number	0
Fax number	0
E-mail address	0
<b>Official responsible for submitting financial information:</b>	
ID Number	0
Title	0
Name	0
Telephone number	0
Cell number	0
Fax number	0
E-mail address	0
<b>Official responsible for submitting financial information:</b>	
ID Number	0
Title	0
Name	0
Telephone number	0
Cell number	0
Fax number	0
E-mail address	0

## KZN436 Dr Nkosazana Dlamini Zuma - Table C1 Monthly Budget Statement Summary - M05 November

Description	2020/21	Budget Year 2021/22							
	Audited Outcome	Original Budget	Adjusted Budget	Monthly actual	YearTD actual	YearTD budget	YTD variance	YTD variance %	Full Year Forecast
<b>R thousands</b>									
<b>Financial Performance</b>									
Property rates	34,318	36,226	36,226	2,934	14,671	15,094	(423)	-3%	36,226
Service charges	3,878	4,045	4,045	334	1,670	1,685	(15)	-1%	4,045
Investment revenue	6,424	6,338	6,338	688	2,165	2,641	(476)	-18%	6,338
Transfers and subsidies	168,530	147,721	147,721	2,272	61,847	61,550	296	0%	147,721
Other own revenue	9,231	10,450	10,450	802	3,696	4,354	(658)	-15%	10,450
<b>Total Revenue (excluding capital transfers and contributions)</b>	<b>222,381</b>	<b>204,780</b>	<b>204,780</b>	<b>7,031</b>	<b>84,049</b>	<b>85,325</b>	<b>(1,276)</b>	<b>-1%</b>	<b>204,780</b>
Employee costs	66,929	86,453	86,453	5,647	28,229	36,022	(7,793)	-22%	86,453
Remuneration of Councillors	11,598	11,901	11,901	790	4,656	4,959	(303)	-6%	11,901
Depreciation & asset impairment	32,995	49,362	49,362	2,582	15,850	20,568	(4,718)	-23%	49,362
Finance charges	149	303	303	1	9	126	(118)	-93%	303
Materials and bulk purchases	2,973	4,090	4,090	15	999	1,704	(705)	-41%	4,090
Transfers and subsidies	2,031	2,068	2,068	90	268	862	(594)	-69%	2,068
Other expenditure	49,369	85,050	85,050	3,659	19,810	35,437	(15,627)	-44%	85,050
<b>Total Expenditure</b>	<b>166,043</b>	<b>239,228</b>	<b>239,228</b>	<b>12,784</b>	<b>69,820</b>	<b>99,677</b>	<b>(29,857)</b>	<b>-30%</b>	<b>239,228</b>
<b>Surplus/(Deficit)</b>	<b>56,338</b>	<b>(34,447)</b>	<b>(34,447)</b>	<b>(5,753)</b>	<b>14,229</b>	<b>(14,352)</b>	<b>28,580</b>	<b>-199%</b>	<b>(34,447)</b>
Transfers and subsidies - capital (monetary allocations)	29,067	36,508	36,508	1,275	7,721	15,212	(7,491)	-49%	36,508
Contributions & Contributed assets	-	-	-	-	-	-	-	-	-
<b>Surplus/(Deficit) after capital transfers &amp; contributions</b>	<b>85,405</b>	<b>2,061</b>	<b>2,061</b>	<b>(4,478)</b>	<b>21,949</b>	<b>860</b>	<b>21,090</b>	<b>2453%</b>	<b>2,061</b>
Share of surplus/ (deficit) of associate	-	-	-	-	-	-	-	-	-
<b>Surplus/ (Deficit) for the year</b>	<b>85,405</b>	<b>2,061</b>	<b>2,061</b>	<b>(4,478)</b>	<b>21,949</b>	<b>860</b>	<b>21,090</b>	<b>2453%</b>	<b>2,061</b>
<b>Capital expenditure &amp; funds sources</b>									
<b>Capital expenditure</b>	<b>75,833</b>	<b>92,800</b>	<b>92,800</b>	<b>4,251</b>	<b>16,489</b>	<b>38,666</b>	<b>(22,177)</b>	<b>-57%</b>	<b>92,800</b>
Capital transfers recognised	0	36,508	36,508	1,108	6,714	15,212	(8,498)	-56%	36,508
Public contributions & donations	-	-	-	-	-	-	-	-	-
Borrowing	-	-	-	-	-	-	-	-	-
Internally generated funds	6,149	56,292	56,292	3,142	9,776	23,455	(13,679)	-58%	56,292
<b>Total sources of capital funds</b>	<b>6,149</b>	<b>92,800</b>	<b>92,800</b>	<b>4,251</b>	<b>16,489</b>	<b>38,666</b>	<b>(22,177)</b>	<b>-57%</b>	<b>92,800</b>
<b>Financial position</b>									
Total current assets	207,167	172,970	172,970		15,212				172,970
Total non current assets	472,936	551,313	551,313		639				551,313
Total current liabilities	54,610	70,440	70,440		(6,098)				70,440
Total non current liabilities	18,211	20,554	20,554		-				20,554
<b>Community wealth/Equity</b>	<b>521,878</b>	<b>633,288</b>	<b>633,288</b>		<b>-</b>				<b>633,288</b>
<b>Cash flows</b>									
Net cash from (used) operating	267,452	81,165	81,165	6,918	81,872	33,819	(48,053)	-142%	81,165
Net cash from (used) investing	(17,036)	(83,170)	(83,170)	(11)	(9)	(34,654)	(34,645)	100%	(83,170)
Net cash from (used) financing	(2)	(20)	(20)	-	(0)	(20)	(20)	98%	(20)
<b>Cash/cash equivalents at the month/year end</b>	<b>374,618</b>	<b>123,398</b>	<b>123,398</b>	<b>-</b>	<b>81,862</b>	<b>124,567</b>	<b>42,705</b>	<b>34%</b>	<b>(2,024)</b>
<b>Debtors &amp; creditors analysis</b>	<b>0-30 Days</b>	<b>31-60 Days</b>	<b>61-90 Days</b>	<b>91-120 Days</b>	<b>121-150 Dys</b>	<b>151-180 Dys</b>	<b>181 Dys-1 Yr</b>	<b>Over 1Yr</b>	<b>Total</b>
<b>Debtors Age Analysis</b>									
Total By Income Source	(184)	2,506	1,981	1,886	1,818	1,432	8,355	58,410	76,203
<b>Creditors Age Analysis</b>									
Total Creditors	4,456	61	-	-	-	-	-	47	4,564

## KZN436 Dr Nkosazana Dlamini Zuma - Table C2 Monthly Budget Statement - Financial Performance (functional classification) - M05 November

Description	Ref	2020/21	Budget Year 2021/22							
		Audited Outcome	Original Budget	Adjusted Budget	Monthly actual	YearTD actual	YearTD budget	YTD variance	YTD variance %	Full Year Forecast
<b>R thousands</b>	<b>1</b>									
<b>Revenue - Functional</b>										
<b>Governance and administration</b>		210,202	192,881	192,881	4,343	78,445	80,367	(1,922)	-2%	192,881
Executive and council		-	-	-	-	-	-	-	-	-
Finance and administration		210,202	192,881	192,881	4,343	78,445	80,367	(1,922)	-2%	192,881
Internal audit		-	-	-	-	-	-	-	-	-
<b>Community and public safety</b>		6,802	5,284	5,284	2,037	2,324	2,202	122	6%	5,284
Community and social services		6,215	3,973	3,973	1,905	1,907	1,655	252	15%	3,973
Sport and recreation		-	-	-	-	-	-	-	-	-
Public safety		586	1,311	1,311	132	416	546	(130)	-24%	1,311
Housing		-	-	-	-	-	-	-	-	-
Health		-	-	-	-	-	-	-	-	-
<b>Economic and environmental services</b>		30,566	39,079	39,079	1,591	9,330	16,283	(6,952)	-43%	39,079
Planning and development		541	248	248	11	32	103	(71)	-69%	248
Road transport		30,025	38,831	38,831	1,580	9,299	16,180	(6,881)	-43%	38,831
Environmental protection		-	-	-	-	-	-	-	-	-
<b>Trading services</b>		3,878	4,045	4,045	334	1,670	1,685	(15)	-1%	4,045
Energy sources		-	-	-	-	-	-	-	-	-
Water management		-	-	-	-	-	-	-	-	-
Waste water management		-	-	-	-	-	-	-	-	-
Waste management		3,878	4,045	4,045	334	1,670	1,685	(15)	-1%	4,045
<b>Other</b>	4	-	-	-	-	-	-	-	-	-
<b>Total Revenue - Functional</b>	<b>2</b>	<b>251,448</b>	<b>241,288</b>	<b>241,288</b>	<b>8,305</b>	<b>91,770</b>	<b>100,537</b>	<b>(8,767)</b>	<b>-9%</b>	<b>241,288</b>
<b>Expenditure - Functional</b>										
<b>Governance and administration</b>		104,607	150,132	150,132	7,872	43,573	62,555	(18,982)	-30%	150,132
Executive and council		20,684	23,513	23,513	1,170	7,803	9,797	(1,993)	-20%	23,513
Finance and administration		82,468	124,749	124,749	6,545	35,085	51,979	(16,893)	-33%	124,749
Internal audit		1,455	1,870	1,870	156	684	779	(95)	-12%	1,870
<b>Community and public safety</b>		22,674	33,341	33,341	2,158	10,143	13,891	(3,748)	-27%	33,341
Community and social services		12,142	17,045	17,045	1,132	5,082	7,102	(2,020)	-28%	17,045
Sport and recreation		134	-	-	12	58	-	58	#DIV/0!	-
Public safety		10,044	15,641	15,641	992	4,892	6,517	(1,625)	-25%	15,641
Housing		298	655	655	22	111	273	(161)	-59%	655
Health		56	-	-	-	-	-	-	-	-
<b>Economic and environmental services</b>		29,159	40,427	40,427	2,032	12,281	16,845	(4,564)	-27%	40,427
Planning and development		9,157	16,680	16,680	502	3,385	6,950	(3,564)	-51%	16,680
Road transport		20,002	23,747	23,747	1,530	8,895	9,895	(999)	-10%	23,747
Environmental protection		-	-	-	-	-	-	-	-	-
<b>Trading services</b>		7,591	11,189	11,189	583	3,153	4,662	(1,510)	-32%	11,189
Energy sources		281	1,000	1,000	-	-	417	(417)	-100%	1,000
Water management		-	-	-	-	-	-	-	-	-
Waste water management		-	-	-	-	-	-	-	-	-
Waste management		7,310	10,189	10,189	583	3,153	4,246	(1,093)	-26%	10,189
<b>Other</b>		2,012	4,138	4,138	139	671	1,724	(1,053)	-61%	4,138
<b>Total Expenditure - Functional</b>	<b>3</b>	<b>166,043</b>	<b>239,228</b>	<b>239,228</b>	<b>12,784</b>	<b>69,820</b>	<b>99,677</b>	<b>(29,857)</b>	<b>-30%</b>	<b>239,228</b>
<b>Surplus/ (Deficit) for the year</b>		<b>85,405</b>	<b>2,061</b>	<b>2,061</b>	<b>(4,478)</b>	<b>21,949</b>	<b>860</b>	<b>21,090</b>	<b>2453%</b>	<b>2,061</b>

## References

- Government Finance Statistics Functions and Sub-functions are standardised to assist the compilation of national and international accounts for comparison purposes
- Total Revenue by functional classification must reconcile to Total Operating Revenue shown in the Financial Performance Statement
- Total Expenditure by functional classification must reconcile to total operating expenditure shown in 'Financial Performance Statement'
- All amounts must be classified under a functional classification (modified GFS). The GFS function 'Other' is only for Abattoirs, Air Transport, Licensing and Regulation, Markets and Tourism - and if used must be supported by footnotes. Nothing else may be placed under 'Other'. Assign associate share to relevant classification

## KZN436 Dr Nkosazana Dlamini Zuma - Table C3 Monthly Budget Statement - Financial Performance (revenue and expenditure by municipal vote) - M05

Vote Description	Ref	Budget Year 2021/22								
		2020/21 Audited Outcome	Original Budget	Adjusted Budget	Monthly actual	YearTD actual	YearTD budget	YTD variance	YTD variance %	Full Year Forecast
<b>R thousands</b>										
<b>Revenue by Vote</b>										
Vote 1 - Executive and Council	1	1	-	-	-	-	-	-	-	-
Vote 2 - Budget and Treasury		210,192	192,777	192,777	4,343	78,446	80,324	(1,877)	-2.3%	192,777
Vote 3 - Corporate Services		9	105	105	-	-	44	(44)	-100.0%	105
Vote 4 - Community Services		9,125	9,329	9,329	2,373	3,994	3,887	107	2.8%	9,329
Vote 5 - Public Works and Basic Services		31,580	38,831	38,831	1,578	9,297	16,180	(6,883)	-42.5%	38,831
Vote 6 - Planning and Development		541	248	248	11	32	103	(71)	-69.1%	248
Vote 7 - [NAME OF VOTE 7]		-	-	-	-	-	-	-	-	-
Vote 8 - [NAME OF VOTE 8]		-	-	-	-	-	-	-	-	-
Vote 9 - [NAME OF VOTE 9]		-	-	-	-	-	-	-	-	-
Vote 10 - [NAME OF VOTE 10]		-	-	-	-	-	-	-	-	-
Vote 11 - [NAME OF VOTE 11]		-	-	-	-	-	-	-	-	-
Vote 12 - [NAME OF VOTE 12]		-	-	-	-	-	-	-	-	-
Vote 13 - [NAME OF VOTE 13]		-	-	-	-	-	-	-	-	-
Vote 14 - [NAME OF VOTE 14]		-	-	-	-	-	-	-	-	-
Vote 15 - [NAME OF VOTE 15]		-	-	-	-	-	-	-	-	-
<b>Total Revenue by Vote</b>	<b>2</b>	<b>251,448</b>	<b>241,288</b>	<b>241,288</b>	<b>8,305</b>	<b>91,770</b>	<b>100,537</b>	<b>(8,767)</b>	<b>-8.7%</b>	<b>241,288</b>
<b>Expenditure by Vote</b>										
Vote 1 - Executive and Council	1	22,139	25,383	25,383	1,326	8,487	10,576	(2,089)	-19.7%	25,383
Vote 2 - Budget and Treasury		58,972	99,593	99,593	4,615	24,113	41,497	(17,384)	-41.9%	99,593
Vote 3 - Corporate Services		23,463	25,056	25,056	1,930	10,938	10,440	498	4.8%	25,056
Vote 4 - Community Services		26,419	40,929	40,929	2,277	11,248	17,053	(5,805)	-34.0%	40,929
Vote 5 - Public Works and Basic Services		30,908	41,702	41,702	2,340	13,520	17,376	(3,856)	-22.2%	41,702
Vote 6 - Planning and Development		4,142	6,564	6,564	295	1,514	2,735	(1,221)	-44.6%	6,564
Vote 7 - [NAME OF VOTE 7]		-	-	-	-	-	-	-	-	-
Vote 8 - [NAME OF VOTE 8]		-	-	-	-	-	-	-	-	-
Vote 9 - [NAME OF VOTE 9]		-	-	-	-	-	-	-	-	-
Vote 10 - [NAME OF VOTE 10]		-	-	-	-	-	-	-	-	-
Vote 11 - [NAME OF VOTE 11]		-	-	-	-	-	-	-	-	-
Vote 12 - [NAME OF VOTE 12]		-	-	-	-	-	-	-	-	-
Vote 13 - [NAME OF VOTE 13]		-	-	-	-	-	-	-	-	-
Vote 14 - [NAME OF VOTE 14]		-	-	-	-	-	-	-	-	-
Vote 15 - [NAME OF VOTE 15]		-	-	-	-	-	-	-	-	-
<b>Total Expenditure by Vote</b>	<b>2</b>	<b>166,043</b>	<b>239,228</b>	<b>239,228</b>	<b>12,784</b>	<b>69,820</b>	<b>99,677</b>	<b>(29,857)</b>	<b>-30.0%</b>	<b>239,228</b>
<b>Surplus/ (Deficit) for the year</b>	<b>2</b>	<b>85,405</b>	<b>2,061</b>	<b>2,061</b>	<b>(4,478)</b>	<b>21,949</b>	<b>860</b>	<b>21,090</b>	<b>2453.2%</b>	<b>2,061</b>

**References**

1. Insert 'Vote'; e.g. Department, if different to standard classification structure
2. Must reconcile to Monthly Budget Statement - Financial Performance Statement (standard classification)

## KZN436 Dr Nkosazana Dlamini Zuma - Table C4 Monthly Budget Statement - Financial Performance (revenue and expenditure) - M05 November

Description	Ref	2020/21	Budget Year 2021/22							
		Audited Outcome	Original Budget	Adjusted Budget	Monthly actual	YearTD actual	YearTD budget	YTD variance	YTD variance %	Full Year Forecast
<b>R thousands</b>										
<b>Revenue By Source</b>										
Property rates		34,318	36,226	36,226	2,934	14,671	15,094	(423)	-3%	36,226
Service charges - electricity revenue		-	-	-	-	-	-	-	-	-
Service charges - water revenue		-	-	-	-	-	-	-	-	-
Service charges - sanitation revenue		-	-	-	-	-	-	-	-	-
Service charges - refuse revenue		3,878	4,045	4,045	334	1,670	1,685	(15)	-1%	4,045
Rental of facilities and equipment		878	864	864	84	407	360	48	13%	864
Interest earned - external investments		6,424	6,338	6,338	688	2,165	2,641	(476)	-18%	6,338
Interest earned - outstanding debtors		5,355	6,193	6,193	501	2,417	2,580	(164)	-6%	6,193
Dividends received		-	-	-	-	-	-	-	-	-
Fines, penalties and forfeits		1,631	418	418	62	384	174	210	120%	418
Licences and permits		414	664	664	34	205	277	(72)	-26%	664
Agency services		306	340	340	100	213	142	71	50%	340
Transfers and subsidies		168,530	147,721	147,721	2,272	61,847	61,550	296	0%	147,721
Other revenue		645	729	729	22	71	304	(233)	-77%	729
Gains		-	1,244	1,244	-	-	518	(518)	-100%	1,244
<b>Total Revenue (excluding capital transfers and contributions)</b>		<b>222,381</b>	<b>204,780</b>	<b>204,780</b>	<b>7,031</b>	<b>84,049</b>	<b>85,325</b>	<b>(1,276)</b>	<b>-1%</b>	<b>204,780</b>
<b>Expenditure By Type</b>										
Employee related costs		66,929	86,453	86,453	5,647	28,229	36,022	(7,793)	-22%	86,453
Remuneration of councillors		11,598	11,901	11,901	790	4,656	4,959	(303)	-6%	11,901
Debt impairment		1,751	20,059	20,059	22	71	8,358	(8,287)	-99%	20,059
Depreciation & asset impairment		32,995	49,362	49,362	2,582	15,850	20,568	(4,718)	-23%	49,362
Finance charges		149	303	303	1	9	126	(118)	-93%	303
Bulk purchases - electricity		-	-	-	-	-	-	-	-	-
Inventory consumed		2,973	4,090	4,090	15	999	1,704	(705)	-41%	4,090
Contracted services		23,343	36,858	36,858	2,355	10,540	15,357	(4,817)	-31%	36,858
Transfers and subsidies		2,031	2,068	2,068	90	268	862	(594)	-69%	2,068
Other expenditure		24,275	28,134	28,134	1,283	9,199	11,722	(2,523)	-22%	28,134
Losses		-	-	-	-	-	-	-	-	-
<b>Total Expenditure</b>		<b>166,043</b>	<b>239,228</b>	<b>239,228</b>	<b>12,784</b>	<b>69,820</b>	<b>99,677</b>	<b>(29,857)</b>	<b>-30%</b>	<b>239,228</b>
<b>Surplus/(Deficit)</b>										
Transfers and subsidies - capital (monetary allocations) (National / Provincial and District)		56,338	(34,447)	(34,447)	(5,753)	14,229	(14,352)	28,580	(0)	(34,447)
Transfers and subsidies - capital (monetary allocations) (National / Provincial Departmental Agencies, Households, Non-profit Institutions, Private Enterprises, Public Corporations, Higher Educational Institutions)		29,067	36,508	36,508	1,275	7,721	15,212	(7,491)	(0)	36,508
Transfers and subsidies - capital (in-kind - all)		-	-	-	-	-	-	-	-	-
<b>Surplus/(Deficit) after capital transfers &amp; contributions</b>		<b>85,405</b>	<b>2,061</b>	<b>2,061</b>	<b>(4,478)</b>	<b>21,949</b>	<b>860</b>			<b>2,061</b>
Taxation		-	-	-	-	-	-	-	-	-
<b>Surplus/(Deficit) after taxation</b>		<b>85,405</b>	<b>2,061</b>	<b>2,061</b>	<b>(4,478)</b>	<b>21,949</b>	<b>860</b>			<b>2,061</b>
Attributable to minorities		-	-	-	-	-	-	-	-	-
<b>Surplus/(Deficit) attributable to municipality</b>		<b>85,405</b>	<b>2,061</b>	<b>2,061</b>	<b>(4,478)</b>	<b>21,949</b>	<b>860</b>			<b>2,061</b>
Share of surplus/ (deficit) of associate		-	-	-	-	-	-	-	-	-
<b>Surplus/ (Deficit) for the year</b>		<b>85,405</b>	<b>2,061</b>	<b>2,061</b>	<b>(4,478)</b>	<b>21,949</b>	<b>860</b>			<b>2,061</b>

**References**

1. Material variances to be explained on Table SC1

## KZN436 Dr Nkosazana Dlamini Zuma - Table C5 Monthly Budget Statement - Capital Expenditure (municipal vote, functional classification and funding) - M05 November

Vote Description	Ref	Budget Year 2021/22								
		2020/21 Audited Outcome	Original Budget	Adjusted Budget	Monthly actual	YearTD actual	YearTD budget	YTD variance	YTD variance %	Full Year Forecast
<b>R thousands</b>	<b>1</b>									
<b>Multi-Year expenditure appropriation</b>	<b>2</b>									
Vote 1 - Executive and Council		--	--	--	--	--	--	--	--	--
Vote 2 - Budget and Treasury		6,510	--	--	--	--	--	--	--	--
Vote 3 - Corporate Services		--	--	--	--	--	--	--	--	--
Vote 4 - Community Services		--	--	--	--	--	--	--	--	--
Vote 5 - Public Works and Basic Services		(709)	30,758	30,758	887	9,357	12,816	(3,459)	-27%	30,758
Vote 6 - Planning and Development		--	--	--	--	--	--	--	--	--
Vote 7 - [NAME OF VOTE 7]		--	--	--	--	--	--	--	--	--
Vote 8 - [NAME OF VOTE 8]		--	--	--	--	--	--	--	--	--
Vote 9 - [NAME OF VOTE 9]		--	--	--	--	--	--	--	--	--
Vote 10 - [NAME OF VOTE 10]		--	--	--	--	--	--	--	--	--
Vote 11 - [NAME OF VOTE 11]		--	--	--	--	--	--	--	--	--
Vote 12 - [NAME OF VOTE 12]		--	--	--	--	--	--	--	--	--
Vote 13 - [NAME OF VOTE 13]		--	--	--	--	--	--	--	--	--
Vote 14 - [NAME OF VOTE 14]		--	--	--	--	--	--	--	--	--
Vote 15 - [NAME OF VOTE 15]		--	--	--	--	--	--	--	--	--
<b>Total Capital Multi-year expenditure</b>	<b>4,7</b>	<b>5,800</b>	<b>30,758</b>	<b>30,758</b>	<b>887</b>	<b>9,357</b>	<b>12,816</b>	<b>(3,459)</b>	<b>-27%</b>	<b>30,758</b>
<b>Single Year expenditure appropriation</b>	<b>2</b>									
Vote 1 - Executive and Council		129	151	151	20	36	63	(27)	-43%	151
Vote 2 - Budget and Treasury		63,568	803	803	19	90	335	(245)	-73%	803
Vote 3 - Corporate Services		439	1,708	1,708	(41)	174	712	(538)	-76%	1,708
Vote 4 - Community Services		4,937	11,147	11,147	--	433	4,645	(4,212)	-91%	11,147
Vote 5 - Public Works and Basic Services		894	48,072	48,072	3,364	6,400	20,030	(13,630)	-68%	48,072
Vote 6 - Planning and Development		65	160	160	--	--	67	(67)	-100%	160
Vote 7 - [NAME OF VOTE 7]		--	--	--	--	--	--	--	--	--
Vote 8 - [NAME OF VOTE 8]		--	--	--	--	--	--	--	--	--
Vote 9 - [NAME OF VOTE 9]		--	--	--	--	--	--	--	--	--
Vote 10 - [NAME OF VOTE 10]		--	--	--	--	--	--	--	--	--
Vote 11 - [NAME OF VOTE 11]		--	--	--	--	--	--	--	--	--
Vote 12 - [NAME OF VOTE 12]		--	--	--	--	--	--	--	--	--
Vote 13 - [NAME OF VOTE 13]		--	--	--	--	--	--	--	--	--
Vote 14 - [NAME OF VOTE 14]		--	--	--	--	--	--	--	--	--
Vote 15 - [NAME OF VOTE 15]		--	--	--	--	--	--	--	--	--
<b>Total Capital single-year expenditure</b>	<b>4</b>	<b>70,033</b>	<b>62,042</b>	<b>62,042</b>	<b>3,363</b>	<b>7,132</b>	<b>25,851</b>	<b>(18,719)</b>	<b>-72%</b>	<b>62,042</b>
<b>Total Capital Expenditure</b>	<b>3</b>	<b>75,833</b>	<b>92,800</b>	<b>92,800</b>	<b>4,251</b>	<b>16,489</b>	<b>38,666</b>	<b>(22,177)</b>	<b>-57%</b>	<b>92,800</b>
<b>Capital Expenditure - Functional Classification</b>										
<b>Governance and administration</b>		69,777	3,213	3,213	(1)	299	1,339	(1,039)	-78%	3,213
Executive and council		129	151	151	20	36	63	(27)	-43%	151
Finance and administration		69,648	3,061	3,061	(21)	263	1,275	(1,012)	-79%	3,061
Internal audit		--	--	--	--	--	--	--	--	--
<b>Community and public safety</b>		5,807	11,347	11,347	--	433	4,728	(4,295)	-91%	11,347
Community and social services		1,037	4,049	4,049	--	69	1,687	(1,618)	-96%	4,049
Sport and recreation		--	--	--	--	--	--	--	--	--
Public safety		4,770	7,298	7,298	--	363	3,041	(2,678)	-88%	7,298
Housing		--	--	--	--	--	--	--	--	--
Health		--	--	--	--	--	--	--	--	--
<b>Economic and environmental services</b>		250	74,740	74,740	4,282	15,757	31,142	(15,384)	-49%	74,740
Planning and development		69	72,153	69,653	2,688	12,173	29,022	(16,849)	-58%	69,653
Road transport		181	2,587	5,087	1,563	3,585	2,120	1,465	69%	5,087
Environmental protection		--	--	--	--	--	--	--	--	--
<b>Trading services</b>		--	3,500	3,500	--	--	1,458	(1,458)	-100%	3,500
Energy sources		--	--	--	--	--	--	--	--	--
Water management		--	--	--	--	--	--	--	--	--
Waste water management		--	1,000	1,000	--	--	417	(417)	-100%	1,000
Waste management		--	2,500	2,500	--	--	1,042	(1,042)	-100%	2,500
Other		--	--	--	--	--	--	--	--	--
<b>Total Capital Expenditure - Functional Classification</b>	<b>3</b>	<b>75,833</b>	<b>92,800</b>	<b>92,800</b>	<b>4,251</b>	<b>16,489</b>	<b>38,666</b>	<b>(22,177)</b>	<b>-57%</b>	<b>92,800</b>
<b>Funded by:</b>										
National Government		0	36,508	36,508	1,108	6,714	15,212	(8,498)	-56%	36,508
Provincial Government		--	--	--	--	--	--	--	--	--
District Municipality		--	--	--	--	--	--	--	--	--
Other transfers and grants		--	--	--	--	--	--	--	--	--
<b>Transfers recognised - capital</b>		<b>0</b>	<b>36,508</b>	<b>36,508</b>	<b>1,108</b>	<b>6,714</b>	<b>15,212</b>	<b>(8,498)</b>	<b>-56%</b>	<b>36,508</b>
<b>Public contributions &amp; donations</b>	<b>5</b>	--	--	--	--	--	--	--	--	--
<b>Borrowing</b>	<b>6</b>	--	--	--	--	--	--	--	--	--
<b>Internally generated funds</b>		6,149	56,292	56,292	3,142	9,776	23,455	(13,679)	-58%	56,292
<b>Total Capital Funding</b>		<b>6,149</b>	<b>92,800</b>	<b>92,800</b>	<b>4,251</b>	<b>16,489</b>	<b>38,666</b>	<b>(22,177)</b>	<b>-57%</b>	<b>92,800</b>

**References**

- Municipalities may choose to appropriate for capital expenditure for three years or for one year (if one year appropriation projected expenditure required for yr2 and yr3).
- Include capital component of PPP unitary payment
- Capital expenditure by functional classification must reconcile to the total of multi-year and single year appropriations
- Include expenditure on investment property, intangible and biological assets
- Must reconcile to Monthly Budget Statement Financial Performance (revenue and expenditure)
- Include finance leases and PPP capital funding component of unitary payment - total borrowing/repayments to reconcile to changes in Table SA17

## KZN436 Dr Nkosazana Dlamini Zuma - Table C6 Monthly Budget Statement - Financial Position - M05 November

Description	Ref	2020/21	Budget Year 2021/22			
		Audited Outcome	Original Budget	Adjusted Budget	YearTD actual	Full Year Forecast
<b>R thousands</b>	1					
<b>ASSETS</b>						
<b>Current assets</b>						
Cash		110,177	39,734	39,734	(36,914)	39,734
Call investment deposits		48,998	83,684	83,684	50,789	83,684
Consumer debtors		40,486	45,040	45,040	4,582	45,040
Other debtors		7,506	4,311	4,311	(3,245)	4,311
Current portion of long-term receivables		-	-	-	-	-
Inventory		-	200	200	-	200
<b>Total current assets</b>		<b>207,167</b>	<b>172,970</b>	<b>172,970</b>	<b>15,212</b>	<b>172,970</b>
<b>Non current assets</b>						
Long-term receivables		-	-	-	-	-
Investments		-	-	-	-	-
Investment property		20,411	20,411	20,411	-	20,411
Investments in Associate		-	-	-	-	-
Property, plant and equipment		452,211	530,486	530,486	726	530,486
Agricultural		-	-	-	-	-
Biological assets		-	-	-	-	-
Intangible assets		314	416	416	(87)	416
Other non-current assets		-	-	-	-	-
<b>Total non current assets</b>		<b>472,936</b>	<b>551,313</b>	<b>551,313</b>	<b>639</b>	<b>551,313</b>
<b>TOTAL ASSETS</b>		<b>680,103</b>	<b>724,282</b>	<b>724,282</b>	<b>15,852</b>	<b>724,282</b>
<b>LIABILITIES</b>						
<b>Current liabilities</b>						
Bank overdraft		-	-	-	-	-
Borrowing		171	(171)	(171)	(171)	(171)
Consumer deposits		2	(20)	(20)	0	(20)
Trade and other payables		46,365	61,013	61,013	(5,927)	61,013
Provisions		8,072	9,618	9,618	-	9,618
<b>Total current liabilities</b>		<b>54,610</b>	<b>70,440</b>	<b>70,440</b>	<b>(6,098)</b>	<b>70,440</b>
<b>Non current liabilities</b>						
Borrowing		-	-	-	-	-
Provisions		18,211	20,554	20,554	-	20,554
<b>Total non current liabilities</b>		<b>18,211</b>	<b>20,554</b>	<b>20,554</b>	<b>-</b>	<b>20,554</b>
<b>TOTAL LIABILITIES</b>		<b>72,820</b>	<b>90,994</b>	<b>90,994</b>	<b>(6,098)</b>	<b>90,994</b>
<b>NET ASSETS</b>	2	<b>607,283</b>	<b>633,288</b>	<b>633,288</b>	<b>21,949</b>	<b>633,288</b>
<b>COMMUNITY WEALTH/EQUITY</b>						
Accumulated Surplus/(Deficit)		516,649	628,049	628,049	-	628,049
Reserves		5,228	5,239	5,239	-	5,239
<b>TOTAL COMMUNITY WEALTH/EQUITY</b>	2	<b>521,878</b>	<b>633,288</b>	<b>633,288</b>	<b>-</b>	<b>633,288</b>

References

1. Material variances to be explained in Table SC1
2. Total Assets must balance with Total Liabilities
3. Net Assets must balance with Total Community Wealth/Equity

## KZN436 Dr Nkosazana Dlamini Zuma - Table C7 Monthly Budget Statement - Cash Flow - M05 November

Description	Ref	2020/21	Budget Year 2021/22							
		Audited Outcome	Original Budget	Adjusted Budget	Monthly actual	YearTD actual	YearTD budget	YTD variance	YTD variance %	Full Year Forecast
<b>R thousands</b>	1									
<b>CASH FLOW FROM OPERATING ACTIVITIES</b>										
<b>Receipts</b>										
Property rates		24,999	26,021	26,021	8,063	20,194	10,842	9,352	86%	26,021
Service charges		2,363	2,911	2,911	193	1,077	1,213	(136)	-11%	2,911
Other revenue		1,193	17,290	17,290	158	788	7,204	(6,416)	-89%	17,290
Government - operating		244,490	160,441	160,441	6,045	77,018	66,850	10,168	15%	160,441
Government - capital		20,658	36,508	36,508	-	14,600	15,212	(612)	-4%	36,508
Interest		169	10,786	10,786	16	110	4,494	(4,384)	-98%	10,786
Dividends		-	-	-	-	-	-	-		-
<b>Payments</b>										
Suppliers and employees		(24,010)	(170,421)	(170,421)	(7,558)	(31,917)	(71,009)	(39,092)	55%	(170,421)
Finance charges		-	(303)	(303)	-	-	(126)	(126)	100%	(303)
Transfers and Grants		(2,409)	(2,068)	(2,068)	-	-	(862)	(862)	100%	(2,068)
<b>NET CASH FROM/(USED) OPERATING ACTIVITIES</b>		<b>267,452</b>	<b>81,165</b>	<b>81,165</b>	<b>6,918</b>	<b>81,872</b>	<b>33,819</b>	<b>(48,053)</b>	<b>-142%</b>	<b>81,165</b>
<b>CASH FLOWS FROM INVESTING ACTIVITIES</b>										
<b>Receipts</b>										
Proceeds on disposal of PPE		-	9,630	9,630	-	-	4,013	(4,013)	-100%	9,630
Decrease (increase) other non-current receivables		-	-	-	-	-	-	-		-
Decrease (increase) in non-current investments		-	-	-	-	-	-	-		-
<b>Payments</b>										
Capital assets		(17,036)	(92,800)	(92,800)	(11)	(9)	(38,666)	(38,658)	100%	(92,800)
<b>NET CASH FROM/(USED) INVESTING ACTIVITIES</b>		<b>(17,036)</b>	<b>(83,170)</b>	<b>(83,170)</b>	<b>(11)</b>	<b>(9)</b>	<b>(34,654)</b>	<b>(34,645)</b>	<b>100%</b>	<b>(83,170)</b>
<b>CASH FLOWS FROM FINANCING ACTIVITIES</b>										
<b>Receipts</b>										
Short term loans		-	-	-	-	-	-	-		-
Borrowing long term/refinancing		-	-	-	-	-	-	-		-
Increase (decrease) in consumer deposits		(2)	(20)	(20)	-	(0)	(20)	20	-98%	(20)
<b>Payments</b>										
Repayment of borrowing		-	-	-	-	-	-	-		-
<b>NET CASH FROM/(USED) FINANCING ACTIVITIES</b>		<b>(2)</b>	<b>(20)</b>	<b>(20)</b>	<b>-</b>	<b>(0)</b>	<b>(20)</b>	<b>(20)</b>	<b>98%</b>	<b>(20)</b>
<b>NET INCREASE/ (DECREASE) IN CASH HELD</b>		<b>250,415</b>	<b>(2,024)</b>	<b>(2,024)</b>	<b>6,908</b>	<b>81,862</b>	<b>(855)</b>			<b>(2,024)</b>
Cash/cash equivalents at beginning:		124,203	125,422	125,422		-	125,422			-
Cash/cash equivalents at month/year end:		374,618	123,398	123,398		81,862	124,567			(2,024)

## References

1. Material variances to be explained in Table SC1



## Quality Certificate

I, NC Vezi Municipal Manager of the Dr Nkosazana Dlamini Zuma Municipality, hereby certify that the monthly preliminary report on the implementation of the budget and financial state affairs of the municipality for the month of November 2021 financial year has been prepared in accordance with the Municipal Finance Management Act and regulations made under that Act.

Print Name: N.C. Vezi

Municipal Manager of Dr Nkosazana Dlamini Zuma Municipality, KZN436

Signature: \_\_\_\_\_

Date: \_\_\_\_\_

09-12-2021

**Monthly Salaries Report**

**1, Purpose**

To inform the Executive Council of the salaries and wages expenditure for the month of November 2021 terms of Section 66 of the Municipal Finance Mani:

**2, OVERVIEW OF NOVEMBER 2021 SALARIES AND WAGES**

2,1 Salaries and Wages for the month of November 2021

DESCRIPTION	ORIGINAL BUDGET	MONTHLY BUDGET	MONTH ACTUAL	YTD ACTUAL	MONTHLY % SPENT
SALARIES	60570384.00	5047532.00	4379772.89	22256924.49	87%
EPWP	2323000.00	193583.33	303806.02	1576286.76	157%
SITTING ALLOWANCE	34627.00			274110.47	
SKILLS DEVELOPMENT	657068.00		54615.82	225826.68	141%
LONG SERVICE AWARD	441000.00	36750.00	51890.98	192007.35	94%
TRAVEL ALLOWANCES	490625.00	40885.42	38401.47	148399.78	22%
LEAVE PAY	2424283.00	202023.58	44945.70	611855.49	56%
OVERTIME	2715474.00	226289.50	126915.72	3084173.40	91%
PENSION FUND CONTRIBUTION	8251765.00	687647.08	628547.96	60630.72	6%
BONUS	4396771.00	366397.58	22826.26	85407.55	43%
HOUSING SUBSIDY	482093.00	40174.42	17081.51	3442419.00	109%
COUNCILLOR'S SALARY ALLOWANCE	8255792.00	687982.67	748764.84	379708.82	18%
COUNCILLOR'S TRAVEL ALLOWANCE	1165657.00	97138.08	17026.86	444000.00	13%
COUNCILLOR'S CELL PHONE ALLOWANCE	1368075.00	114006.25	14800.00	389948.06	10%
COUNCILLOR'S PENSION	1165657.00	97138.08	9623.86	190381.30	113%
UIF	398117.00	33176.42	37442.09	1295872.04	94%
MEDICAL AID CONTRIBUTION	3337681.00	278140.08	260759.44	10972.90	87%
BARGAIN COUNCIL LEVIES	30536.00	2544.67	2204.20		
<b>TOTAL</b>	<b>98508605.00</b>	<b>8151409.17</b>	<b>6759425.62</b>	<b>34668924.81</b>	<b>83%</b>

The above excludes Subsistence and travel

Prepared By: 

Date: 03/12/21

Reviewed By: 

Date: .....

**Disclosures Concerning Councillors, Directors and Senior Officials 2021-2022**


Description	Nov-21										
	Mayor 5014	Deputy Mayor 143	Speaker 5007	Section 79 committee Chairperson 3928, 108 06,	Executive councillors 3930, 2248, 50	Councillors	Municipal Manager 169	Chief Financial Officer 99	Community Manager 5058	Manager Corporate Services 166	IPD Manager 5023
Salaries and Wages R'000	R 274,973.37	R 199,619.68	R 220,228.58	R 199,496.02	R 467,721.66	R 2,080,379.69	R 379,651.60	R 391,295.30	R 344,027.25	R 391,633.74	R 308,874.90
Normal	R 0.00	R 0.00	R 0.00	R 0.00	R 0.00	R 0.00	R 0.00	R 0.00	R 0.00	R 0.00	R 0.00
ACTING ALLOWANCE	R 0.00	R 0.00	R 0.00	R 0.00	R 0.00	R 0.00	R 0.00	R 0.00	R 0.00	R 0.00	R 0.00
OverTime	R 0.00	R 0.00	R 0.00	R 0.00	R 0.00	R 0.00	R 0.00	R 0.00	R 0.00	R 0.00	R 0.00
BONUSES	R 0.00	R 0.00	R 0.00	R 0.00	R 0.00	R 0.00	R 0.00	R 0.00	R 0.00	R 0.00	R 0.00
BACK PAY	R 0.00	R 0.00	R 0.00	R 0.00	R 0.00	R 0.00	R 0.00	R 0.00	R 0.00	R 0.00	R 0.00
LONG SERVICE BONUS	R 0.00	R 0.00	R 0.00	R 0.00	R 0.00	R 0.00	R 0.00	R 0.00	R 0.00	R 0.00	R 0.00
LEAVE PAID OUT	R 0.00	R 0.00	R 0.00	R 0.00	R 0.00	R 0.00	R 0.00	R 0.00	R 0.00	R 0.00	R 0.00
PERFORMANCE BONUS	R 0.00	R 0.00	R 0.00	R 0.00	R 0.00	R 0.00	R 0.00	R 0.00	R 0.00	R 0.00	R 0.00
Contributions R'000	R 37,428.64	R 29,942.92	R 29,942.92	R 26,601.32	R 49,125.20	R 216,907.06	R 54,669.80	R 0.00	R 0.00	R 0.00	R 0.00
Pensions	R 0.00	R 0.00	R 0.00	R 0.00	R 0.00	R 0.00	R 0.00	R 0.00	R 0.00	R 0.00	R 0.00
Medical Aid	R 0.00	R 0.00	R 0.00	R 0.00	R 0.00	R 0.00	R 50.30	R 50.30	R 50.30	R 50.30	R 50.30
SALGBC	R 0.00	R 0.00	R 0.00	R 0.00	R 0.00	R 0.00	R 885.60	R 885.60	R 885.60	R 885.60	R 885.60
UIF	R 0.00	R 0.00	R 0.00	R 0.00	R 0.00	R 0.00	R 5,181.50	R 4,487.33	R 3,745.45	R 4,336.30	R 3,538.37
SKILLS LEVY	R 0.00	R 0.00	R 0.00	R 0.00	R 0.00	R 0.00	R 0.00	R 0.00	R 0.00	R 0.00	R 0.00
Allowances R'000	R 0.00	R 0.00	R 0.00	R 0.00	R 0.00	R 0.00	R 0.00	R 0.00	R 0.00	R 0.00	R 0.00
Travel and Motor Car	R 0.00	R 0.00	R 0.00	R 29,134.80	R 83,819.88	R 266,754.14	R 75,000.00	R 10,000.00	R 0.00	R 52,500.00	R 54,507.35
DATA CARD	R 1,200.00	R 1,200.00	R 1,200.00	R 3,600.00	R 3,600.00	R 26,400.00	R 0.00	R 0.00	R 0.00	R 0.00	R 0.00
CELLPHONE	R 13,600.00	R 13,600.00	R 13,600.00	R 27,200.00	R 40,800.00	R 299,200.00	R 0.00	R 0.00	R 0.00	R 0.00	R 0.00
Housing Benefits and Allowances R'000	R 0.00	R 0.00	R 0.00	R 0.00	R 0.00	R 0.00	R 0.00	R 33,127.50	R 0.00	R 0.00	R 0.00
Loans and Advances R'000											
Other Benefits and Allowances R'000											
Arrears Owed to Municipality	R 327,202.01	R 244,362.60	R 264,971.50	R 284,832.14	R 645,066.74	R 2,889,640.89	R 525,602.80	R 449,557.03	R 368,063.60	R 449,405.94	R 367,856.52
TOTAL	R 327,202.01	R 244,362.60	R 264,971.50	R 284,832.14	R 645,066.74	R 2,889,640.89	R 525,602.80	R 449,557.03	R 368,063.60	R 449,405.94	R 367,856.52
											Grand Total
											R 6,816,561.77

PREPARED BY  REVIEWED BY 

**Disclosures Concerning Councillors, Directors and Senior Officials 2021 2022**

Nov-21

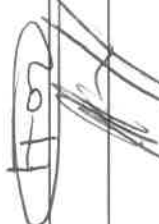
Description	Mayor		Deputy Mayor		Speaker		Section 79 Executive committee Chairpersons		Executive councillors		Municipal Manager		Chief Financial Officer		Community Manager		Manager Corporate Services		IPD Manager	
	5014	143	5007	3930,2248,50	3928,708	06,	169	99	5058	166	5023									
Salaries and Wages R'000	R 25,449.05	R 20,608.90	R 22,153.62	R 50,171.86	R 630,381.41	R 75,930.32	R 78,259.06	R 68,805.45	R 78,326.76	R 61,774.98										
ACTING ALLOWANCE																				
Overtime																				
BONUSES																				
BACK PAY																				
LONG SERVICE BONUS																				
LEAVE PAID OUT																				
PERFORMANCE BONUS																				
Contributions R'000					R 9,623.86															
Pensions																				
Medical Aid																				
SALGR																				
UIF																				
SKILLS LEVY																				
Allowances R'000																				
Travel and Motor Car																				
DATA CARD																				
CELLPHONE																				
Housing Benefits and Allowances R'000																				
Loans and Advances R'000																				
Other Benefits and Allowances R'000																				
Arrears Owed to Municipality	R 25,449.05	R 0.00	R 20,608.90	R 22,153.62	R 50,171.86	R 671,832.13	R 94,186.84	R 89,919.60	R 73,582.40	R 1,211,449.18										
TOTAL	R 25,449.05	R 0.00	R 20,608.90	R 22,153.62	R 50,171.86	R 671,832.13	R 94,186.84	R 89,919.60	R 73,582.40	R 1,211,449.18										

PREPARED BY 

REVIEWED BY .....

**Payroll Reconciliation for November 2021**

Vote Number	Description	Payroll Module	General Ledger	Variance	Journal Processed
	Employee Salary	R 4,248,161.54	4,248,161.54	R 0.00	
	Sitting Allowance				
	Standby Allowance	R 131,611.35	131,611.35	R 0.00	
	EPWP Stipend	R 303,806.02	303,806.02	R 0.00	
	Overtime	R 126,915.72	126,915.72	R 0.00	
	Leave Paid	R 44,945.70	44,945.70	R 0.00	
	Annual Bonus	R 22,826.26	22,826.26	R 0.00	
	Long Service Bonus	R 51,890.98	51,890.98	R 0.00	
	Subsistence And Travel	R 36,607.84	36,607.84	R 0.00	
	Travel Allowance Section 57	R 38,401.47	38,401.47	R 0.00	
	Housing Allowance	R 17,081.51	17,081.51	R 0.00	
	Bargaining Council levies	R 2,204.20	2,204.20	R 0.00	
	UIF	R 37,442.09	37,442.09	R 0.00	
	Skills Levy	R 54,615.82	54,615.82	R 0.00	
	Provident Pension Fund	R 628,547.96	628,547.96	R 0.00	
	Medical Aid	R 260,759.44	260,759.44	R 0.00	
	Council Allowance	R 748,764.84	748,764.84	R 0.00	
	Travel Allowance Cllrs	R 17,026.86	17,026.86	R 0.00	
	Cellphone Allowance	R 14,800.00	14,800.00	R 0.00	
	Pension Cllrs	R 9,623.86	9,623.86	R 0.00	
		<b>R 6,796,033.46</b>	<b>R 6,796,033.46</b>	<b>R 0.00</b>	
	<b>Difference</b>		<b>R 0.00</b>		

Prepared by : 

Verified by : \_\_\_\_\_

**PETTY CASH RECONCILIATION**

CASH BOOK

OPENING BALANCE

A

TOTAL RECEIPTS

TOTAL PETTY CASH FOR THE MONTH

TOTAL PAYMENTS

CLOSING BALANCE (cash & outstanding vouchers)

Nov-21

4158.15

0

4158.15

1255.05

2903.10

RANDS

0

200

100

1

0.1

0

0

0

0

0

0

0

0

0

NO

0

9

1

3

1

0

0

0

0

0

0

0

0

AMOUNT

0.00

2 800.00

100.00

3.00

0.10

0.00

0

0.00

0.00

0.00

0.00

0.00

0.00

0.00

0.00

2 903.10

VOUCHERS  
VOUCHERS

PREPARED BY:

DATE:

03/12/21

APPROVED BY:

DATE:

\_\_\_\_\_

MIG. ELECTRIFICATION AND INTERNAL FUNDED PROJECTS

2017/2018 Projects

Project Name	Ward No.	Oct-21	Nov-21	Reason for Delays	Remedial Action
2018/2019 PROJECTS					
Centocow Taxi Rank phase 2	6	Practical complete			
2019/2020 PROJECTS					
Himeville business hives	2	The application pack documentation has been submitted to the planning unit for processing. Planning unit is currently 2021 busy reviewing the documentation.	The advert will be cut no later than 3 November		
Underberg Community town Hall phase 1	3	The installation of the roof crèche is completed and the contractor is busy with brick work on the community hall. And the project is 45% complete	The contractor is busy with brick work on the community hall. And the project is 55% of the rezoning complete	The project was on hold because Municipal has finalised the rezoning issue and the contractor is busy on site	
Stanger Bridge	4	Adjudication stage	Intention to award	delayed by Environmental Impact Assessment (EIA)	
Gugumt Crèche	7	Complete	Complete		
Mkulela Sportfield	12	Complete	Complete		
Dumbezeva Sportfield	13	Complete	Complete		
Underberg Asphalt road phase 2	3	Complete	Complete		
Creighton Artificial Sportfield	14	The contractor has established on site	The contractor is busy with cut and fill also busy with fencing and the project is 10% complete		
Construction of fire station	10	Adjudication	Adjudication		
2020/2021 PROJECTS					
Storm Water (All 15 Wards)	All wards	Supply to install is on the specification committee, an order for additional pipes has been issued	Supply to install is on the specification committee, an order for additional pipes has been issued		
Renewal of gravel access roads (all 15 wards)	All wards	The project is practical complete	The project is practical complete		
Paving and Parking		The specification has been done and will be submitted to SCM	Awaiting for specification committee to sit and prepare document		
Guard house x3		adjudication	service provider has been appointed	Suitable service provider was not found	Specification committee will look for a suitable service provider
Furniture & Shelters		The project was re-advertised	The advert is closed, the project is on the evaluation stage		
Fencing Common Dam		EPWP is on site and the project is 95% complete	The project is 100% complete		
Cemetery toilets and Waste sites		The end user is preparing building plan	Awaiting for specification committee to sit and prepare document		
Upgrading of Underberg town phase 1		Stabilization of material is complete, busy with the laying of kerbs. The project is 70% complete	The contractor is done with GZ process and the project is 60% complete		
Upgrading of Bulwer town phase 1		The project is practical complete	The project is practical complete		
Upgrading of Creighton town phase 1		The project is practical complete	The project is practical complete		
Bulwer Asphalt Road Phase 7	10	The project is practical complete	The project is practical complete		
Donnybrook Asphalt Surfacing Phase 4	13	The project is practical complete	The project is practical complete		
Himeville Asphalt Surfacing Phase 2	2	The project is practical complete	The project is practical complete		
Underberg Asphalt Roads ph 3	3	The project is practical complete	The project is practical complete		
Creighton Asphalt Road 6	15	The contractor is busy with sub-base and bulk earthworks. The project is 30% complete	The contractor is busy with laying of kerbs and the project is 40% complete		
Greater Steynor/Ridge phase 3	1	The project is complete	The project is complete		
Greater Nhlantlani/Gochill phase 3	2	The project is complete	The project is complete		
Greater Underberg with phase 3	3	The project is complete	The project is complete		
Greater Amakhuze/Cabazi phase 3	4	The project is complete	The project is complete		
Greater Khukhulani/Nomaga phase 3	5	The project is complete	The project is complete		

Project Name	Ward No.	Oct-21	Nov-21	Reason for Delays	Remedial Action
Greater Centocow / Hlabeni phase 3	6	The project is complete		The project is complete	
Greater Qomuniv/ Miqudekweni phase 3	7	The project is complete		The project is complete	
Greater Ngwagwene phase 3	8	The project is complete		The project is complete	
Greater Nkwesela phase 3	9	The project is complete		The project is complete	
Greater Bulwer phase 3	10	The project is complete		The project is complete	
Greater Nkumbul/ Mangwaneni phase 3	11	The project is complete		The project is complete	
Greater Bhidla/ Sizanojane phase 3	12	The project is complete		The project is complete	
Greater Domybrook phase 3	13	The project is complete		The project is complete	
Greater Mjial/ Creighton phase 3	14	The project is complete		The project is complete	
Greater Sandanazwe/ Masameni phase 3	15	The project is complete		The project is complete	
<b>2021/2022 PROJECTS</b>					
Cabazi Hall		The contractor is busy with establishment		The contractor has completed site establishment, and busy preparing for construction	
Moodent Hall		The contractor is busy with establishment		The contractor has completed site establishment, and busy preparing for construction	
Sophistic Creche		The contractor is busy with establishment		Earthworks is complete, the contractor is busy with excavation foundation and the project is 15% complete	
Lubovana Creche		The contractor is busy with establishment		Earthworks is complete, the contractor is busy with excavation foundation and the project is 15% complete	
Umdenberg Asphalt		Adjudication stage		The project will be re-advertised	
Himovila Asphalts		Adjudication stage		The project will be re-advertised	
Renewal of gravel access roads (all 15 wards)	All wards	Adjudication stage		The service provider has been appointed	
<b>ELECTRIFICATION PROJECTS</b>					
Greater Stopmore/ Ridge phase 4		The service provider is busy with pre-marketing and prelim design		The service provider is busy with pre-marketing and prelim design	
Greater Nkhamleni/Gochill phase 4		The service provider is busy with pre-marketing and prelim design		The service provider is busy with pre-marketing and prelim design	
Greater Amakhuze /Cabazi phase 4		The service provider is busy with pre-marketing and prelim design		The service provider is busy with pre-marketing and prelim design	
Greater Khukhulala/Nomtagaga phase 4		The service provider is busy with pre-marketing and prelim design		The service provider is busy with pre-marketing and prelim design	
Greater Centocow / Hlabeni phase 4		The service provider is busy with pre-marketing and prelim design		The service provider is busy with pre-marketing and prelim design	
Greater Qomuniv/ Miqudekweni phase 4		The service provider is busy with pre-marketing and prelim design		The service provider is busy with pre-marketing and prelim design	
Greater Ngwagwene phase 4		The service provider is busy with pre-marketing and prelim design		The service provider is busy with pre-marketing and prelim design	
Greater Nkwesela phase 4		The service provider is busy with pre-marketing and prelim design		The service provider is busy with pre-marketing and prelim design	
Greater Bulwer phase 4		The service provider is busy with pre-marketing and prelim design		The service provider is busy with pre-marketing and prelim design	
Greater Nkumbul/ Mangwaneni phase 4		The service provider is busy with pre-marketing and prelim design		The service provider is busy with pre-marketing and prelim design	
Greater Bhidla/ Sizanojane phase 4		The service provider is busy with pre-marketing and prelim design		The service provider is busy with pre-marketing and prelim design	
Greater Domybrook phase 4		The service provider is busy with pre-marketing and prelim design		The service provider is busy with pre-marketing and prelim design	
Greater Mjial/ Creighton phase 4		The service provider is busy with pre-marketing and prelim design		The service provider is busy with pre-marketing and prelim design	
Greater Sandanazwe/ Masameni phase 4		The service provider is busy with pre-marketing and prelim design		The service provider is busy with pre-marketing and prelim design	

**EXPENDITURE MANAGEMENT REPORT FOR THE PERIOD OF NOVEMBER 2021**

**AUTHOR** : Chief Finance Officer

Levels : 1<sup>st</sup> Level –MANCO  
: 2<sup>ND</sup>Level- Committee  
: 3<sup>RD</sup> Level-Exco  
: 4<sup>th</sup> Level-Council

**2. PURPOSE**

To report to the committee on the payments made during the month of November 2021.

**3. LEGAL REQUIREMENTS**

- MFMA Act NO .56 of 2003

**4. BACKGROUND AND REASONING**

The accounting officer of a municipality is responsible for the management of the expenditure of the municipality. The accounting officer must take all reasonable steps to ensure that the municipality has and maintains an effective system of expenditure control, including procedures for approval, authorisation, withdrawal and payments of funds

The accounting officer must also make sure that the municipality has and maintains a system of internal control in respect of creditors and payments, that payments by the municipality are made directly to the person to whom it is due unless agreed otherwise for reasons as may be prescribed, and that all money owing by the municipality be paid within 30 days of receiving the relevant invoice or statement, unless prescribed otherwise for certain categories of expenditure.

**5. FINANCIAL IMPLICATIONS**

No financial implications

**6. STAFF IMPLICATIONS**

No staff implications

**7. Annexures**

- Payment listing DR Nkosazana Dlamini Zuma Municipality
- Top ten creditors

**8. RECOMMENDATIONS**

That this report noted by the committee

## DR NIKOSAZANA DLAMINI ZUMA LOCAL MUNICIPALITY

LIST OF PAYMENTS MADE IN THE MONTH OF NOVEMBER 2021												
PAYMENT NUMBER	SUPPLIER NAME	DESCRIPTION	AMOUNT	DATE OF INVOICE	PAYMENT DATE	COMPLIANCE	COMMENTS					
466	Eskom 187 Mackenzie Street	Electricity for October statement 2021	7 433,16	2021/10/27	2021/11/01	YES						
467	Eskom Himeville area	Electricity for October statement 2021	4 471,51	2021/10/27	2021/11/01	YES						
468	Eskom Himeville Post Office	Electricity for October statement 2021	10 313,11	2021/10/27	2021/11/01	YES						
469	Eskom: 7235933938	Electricity for October statement 2021	8 278,00	2021/10/27	2021/11/01	YES						
470	Imballi Entlie Investment	Procurement of Laptop & Microsoft Office Miss P Mbele	26 098,00	2021/10/22	2021/11/01	YES						
471	bpq mass appraisals	Valuation Roll Management 15 September 2021, Valuation Roll Management 30 September 2021, Valuation Roll Management Retention	317 469,69	2021/10/27	2021/11/01	YES						
472	Majlkt Construction and Plant Hire	Construction of Underberg Town Hall and Creche cert 6	636 718,20	2021/10/21	2021/11/01	YES						
473	Enviroserv	Waste Collection Statement for Himeville Transfer Station October 2021	258 989,94	2021/10/21	2021/11/01	YES						
475	Sumitomo Rubber South Africa (Pty) Ltd	Supply & Delivery of Container with Machinery for tyres	499 999,99	2021/10/25	2021/11/01	YES						
476	Sipho-Glad Construction and General	Construction of Creighton Asphalt Rd Ph6 Cert 2	750 437,10	2021/10/22	2021/11/01	YES						
477	Eskom Bulwer CSC	Electricity for October statement 2021	15 345,59	2021/10/27	2021/11/01	YES						
478	RCN Engineering Consultants	Consultation for the Construction of Creighton Asphalt Road Cert2	144 957,55	2021/10/22	2021/11/01	YES						
501	Eskom: Free Basic Electricity	Electricity November statement	103 160,69	2021/11/09	2021/11/12	YES						
502	BM Infrastructure JV Mabona Civlis	Retention payment for Upgrade of Creighton Town Certificate 4	174 863,43	2021/11/04	2021/11/12	YES						
503	Enviroserv	November Waste removal Statement for Himeville Transfer Station	127 575,48	2021/11/11	2021/11/12	YES						
504	Nduna Organization	Renovation of Junction Hall cert.5 retention paid	11 427,90	2021/10/27	2021/11/12	YES						
505	Vathisa Liquor 7 Trading	Procurement of Still Water for clean up & Awareness campaign	2 000,00	2021/11/05	2021/11/12	YES						
506	Mathutha Trading Enterprise	Procurement of Office Bins for Creighton Library	300,00	2021/11/05	2021/11/12	YES						
507	Ashley Gonzales	Claim for Attending Annual General Meeting on the 01 October 2021 and Performance Audit Committee 03 November 2021	14 900,00	2021/11/05	2021/11/12	YES						
508	Department of Agriculture, Forestry an Fisheries	Registration of Identification Mark for Dr NDZ Local Municipality Pound	170,00	2021/11/05	2021/11/12	YES						
509	Mkhohlwa Transport & Plant Hire	Honey sucking Service at Bulwer Library and Bulwer Taxi Rank	14 375,00	2021/11/08	2021/11/12	YES						
510	Sibane Group JV Stoyi consulting	Upgrading of Underberg Town Phase 1 certificate 6	708 294,53	2021/10/18	2021/11/12	YES						
511	BM Infrastructure JV Mabona Civlis	Retention payment for upgrading of Bulwer Town phase 4 Certificate 5	524 962,18	2021/10/29	2021/11/12	YES						
512	Nduna Organization	Renovation of Myyamana Community Hall certificate.4 retention paid	17 997,50	2021/10/27	2021/11/12	YES						
513	Simiso Ngidi	Claim to attend Audit & Performance Committee meeting held on the 3 November 2021	9 160,00	2021/11/05	2021/11/12	YES						
514	Vuyokazi Dusbana	Claim to attend Audit & Performance Committee meeting held on the 3 November 2021	5 725,00	2021/11/05	2021/11/12	YES						



LIST OF PAYMENTS MADE IN THE MONTH OF NOVEMBER 2021							
PAYMENT NUMBER	SUPPLIER NAME	DESCRIPTION	AMOUNT	DATE OF INVOICE	PAYMENT DATE	COMPLIANCE	COMMENTS
538	Eskom: Eskom Old Post Office	Electricity Statement for November	1 919,32	2021/11/12	2021/11/05	YES	
539	Mhlonjolo Transcoin Security Service (PTY)LTD	Security service for November	1 006 601,90	2021/11/12	2021/11/05	YES	
540	Eskom: 5441682813	Electricity Statement for November	4 234,95	2021/11/12	2021/11/05	YES	
541	Eskom 111 Streeliljht Himeville	Electricity Statement for November	7 209,95	2021/11/23	2021/12/01	YES	
542	Eskom: 131 street light Bidvest Walltons	Procurement of Laptop Dell Latitude 5320 and Targus Class Notebook Bag for Mr PE Ndlovu	8 228,23	2021/11/22	2021/12/01	YES	
543	Ukphumulela Trading	Procurement of Wall Plaque for Gqumeni Creche, Underberg Taxi Rank, Solokohlo Community Hall & Creighton Library	8 900,00	2021/11/18	2021/12/01	YES	
544	Nashua Early Work (pty) Ltd	Procurement of Laptop Bag and USB Flash Drive Miss T Makhanya	908,50	2021/11/18	2021/12/01	YES	
545	Merese Construction	Catering for Senior Citizens Programme at Khukhulela Community Hall	6 480,00	2021/11/18	2021/12/01	YES	
546	Mzunguzwa Trading	Catering for Committee members attending a Quarterly meeting at Bulwer Hall	19 000,00	2021/11/18	2021/12/01	YES	
547	Ocezwini Holding	Service provider to facilitate the training of Coaches for 3 days for 10 Sport Codes	28 900,00	2021/11/18	2021/12/01	YES	
548	Listed & Johnson	Procurement of Petrol for Brush cutters for Donnybrook, Creighton and Bulwer	5 955,87	2021/11/18	2021/12/01	YES	
549	Shilo Suppliers	Procurement of Binding Combo Machine for Bulwer Library	9 480,00	2021/11/18	2021/12/01	YES	
550	The Don Ira Family Trust	Rental for Himeville Office, Water Usage and Electricity usage	4 617,40	2021/11/18	2021/12/01	YES	
551	Amaphaphetshwa Amahle	Procurement of PPE Disposable suit and Gloves for Fire Fighting Unit	28 800,00	2021/11/18	2021/12/01	YES	
552	Nashua Early Work (pty) Ltd	Procurement of Laserjet Toner Creighton Office	4 025,00	2021/11/18	2021/12/01	YES	
553	Ukphumulela Trading	Procurement of Wall Plaque for Sporne Community Hall, Gohogobho Community Hall and Nkumba Community Hall, Seceeni Community Hall, Enlhanlheni Community Hall, Enlhanlheni Creche and Centocow Rank	17 000,00	2021/11/18	2021/12/01	YES	
554	Mazulukweni Trading and Construction	Procurement of Folding Tables and Branded Chairs	58 500,00	2021/11/18	2021/12/01	YES	
555	Ayanda Mbanga	Advertisement of Vacant Post for Human Resource Management Officer	8 523,23	2021/11/22	2021/12/01	YES	
556	Samike Construction cc	Catering attending the training of Coaches for 3 days for 10 Sport Codes, Catering for LED Forum held at Bulwer CSC ON THE 16TH November 2021	5 100,00	2021/11/22	2021/12/01	YES	
557	Ntshengula Trading	Procurement of Folding Tables and Branded Chairs	58 500,00	2021/11/18	2021/12/01	YES	
558	Evaluation Enhance Property	Supplementary Roll and VRMS November Statement	23 572,01	2021/11/18	2021/12/01	YES	
559	Catalajc Construction (pty) Ltd	Procurement of Electrical Tool Kit fro PWBS	7 000,00	2021/11/18	2021/12/01	YES	
560	Lee and Luu Trading	Procurement of Animal Medication for Creighton and Himeville Pound	25 283,58	2021/11/18	2021/12/01	YES	
561							

LIST OF PAYMENTS MADE IN THE MONTH OF NOVEMBER 2021						
PAYMENT NUMBER	SUPPLIER NAME	DESCRIPTION	AMOUNT	DATE OF INVOICE	PAYMENT DATE	COMMENTS
562	Bulwer & Donnybrook Taxi Association	Transportation Charges for youth transported to attend the Youth Campaign in Drankensberg	26 800,00	2021/11/18	2021/12/01	YES
564	Lanrec PTY LTD	Procurement of Folding Tables and Branded Chairs	58 500,00	2021/11/18	2021/12/01	YES
566	Eskom: 6521626228	Electricity November statement	23 419,79	2021/11/17	2021/12/01	YES
567	Eskom : 7220847783	Electricity November statement	12 671,94	2021/11/17	2021/12/01	YES
568	Inside data	Postage Statement for September, Laser Printer & Mail Statement September and Courier charges October	33 205,01	2021/11/18	2021/12/01	YES
569	Powervision Technology	SLA Support Statement for November, Dedicated Hosting Service November	17 850,00	2021/11/18	2021/12/01	YES
570	Centa Firequip cc	Pressure test, instruction level & feta neck rings and Servicing of fire Extinguishers	3 736,93	2021/11/18	2021/12/01	YES
571	Amaphepheshwa Amahle	Procurement of Cleaning Material for Himeville and Creighton Pound	3 600,00	2021/11/18	2021/12/01	YES
572	Eskom Bulwer CSC	Electricity November statement	16 225,73	2021/11/18	2021/12/01	YES
573	Eskom: 7235939398	Electricity November statement	2 882,80	2021/11/23	2021/12/01	YES
574	Bulwer Library & Hall: 5241271066	Electricity November statement	16 803,83	2021/11/22	2021/12/01	YES
575	Amaza Enterprise and Projects	Procurement of two Tractors	1 377 219,92	2021/11/22	2021/12/01	YES
576	Cash	Licensing of Municipal Vehicles	4 357,50	2021/11/18	2021/12/01	YES
577	Tunimart Travel Agency	Lunch for 5 People attending arbitration, Accommodation for Mr M Sibisi, Mr SA Radebe, Mr T Phoswa, and Mr J S ondezi	11 768,63	2021/11/22	2021/12/01	YES
578	Phindile Ndlovu	Claims for attending MPT Meeting	6 552,00	2021/11/23	2021/12/01	YES
580	Mark Povall	Claims for attending MPT Meeting	9 395,00	2021/11/23	2021/12/01	YES
581	Lemalwa Trading	Construction of Creighton Sport Centre Certificate 1	593 313,75	2021/11/16	2021/12/01	YES
583	Underberg forge	Procurement of Aluminium Lock set for Creighton Reception and 2 Lever union lock set For Small boardroom	1 022,24	2021/11/22	2021/12/01	YES
584	Konica Minolta	October Statement for Print and Photocopying	120 555,29	2021/11/18	2021/12/01	YES
585	Nashua	November Statement for Telephone usage	52 073,50	2021/11/18	2021/12/01	YES
586	SARS: PAYE	Payroll report	766 442,26	2021/11/25	2021/12/03	YES
587	SARS: UIF	Payroll report	74 884,18	2021/11/25	2021/12/03	YES
588	SARS: SDL	Payroll report	54 615,82	2021/11/25	2021/12/03	YES
589	Lemalwa Trading	Creighton Sportfield Phase 1 Cert.1	547 937,80	2021/11/24	2021/12/03	YES
590	Stadone Development	Bhilda Housing Projects cert.59857	311 024,10	2021/11/18	2021/12/03	YES
591	Splenda JV Nkonyeni Electrical	Electrification of Greater Mjijal/Creighton PH3 cert.9	17 635,39	2021/11/22	2021/12/03	YES
592	Phembindlela Trading	Renovation of Bulwer Community Hall cert.5	22 380,78	2021/11/24	2021/12/03	YES
593	Splenda JV Nkonyeni Electrical	Electrification of Greater Ngwagwane PH3 cert.11	77 557,77	2021/11/22	2021/12/03	YES
594	Splenda JV Nkonyeni Electrical	Electrification of Greater Nkwezela PH3 Cert.9	18 614,53	2021/11/22	2021/12/03	YES
595	Splenda JV Nkonyeni Electrical	Electrification of Greater Amakhuze/Cabazi PH3 Cert.8	17 565,69	2021/11/22	2021/12/03	YES
597	Ashley Gortzvalves	Claim for Attending Draft Management Report	8 940,00	2021/12/01	2021/12/03	YES

LIST OF PAYMENTS MADE IN THE MONTH OF NOVEMBER 2021						
PAYMENT NUMBER	SUPPLIER NAME	DESCRIPTION	AMOUNT	DATE OF INVOICE	PAYMENT DATE	COMMENTS
598	Butebezwwe Trading (Pty) Ltd	Maintenance of Creighton Community Hall cert.4	40 432,87	2021/11/24	2021/12/03	YES
599	Ombhangaza (PTY) LTD	Finger lunch for Nkwezela reading competition	5 595,00	2021/11/22	2021/12/03	
5100	Powervision Technology	Hosting services for November	5 957,00	2021/11/18	2021/12/03	YES
5101	bpq mass appraisals	VRMS October Data collection	302 955,89	2021/12/01	2021/12/03	YES
5102	Zziyane construction	Maintenance of Himeville Sportfield cert.2	118 645,50	2021/11/23	2021/12/03	YES
5103	Splenda JV Nkonyeni Electrical	Electrification of Greater Bhidla/Sizananjalo PH3 Cert 9	18 614,54	2021/11/22	2021/12/03	YES
5104	Splenda JV Nkonyeni Electrical	Electrification of Greater Donnybrook PH3 Cert.9	18 614,48	2021/11/22	2021/12/03	YES
5105	Splenda JV Nkonyeni Electrical	Electrification of Greater Sandanezwe/ Masamini PH3 Cert.8	17 635,20	2021/11/22	2021/12/03	YES
5106	Splenda JV Nkonyeni Electrical	Electrification of Greater Gqumeni / Mqondekweni PH4 Cert.6	19 442,98	2021/11/22	2021/12/03	YES
5107	Splenda JV Nkonyeni Electrical	Electrification of Greater Khukhulela/Nomagaga PH3 Cert.10	17 717,97	2021/11/22	2021/12/03	YES
5108	Splenda JV Nkonyeni Electrical	Electrification of Greater Hlabeni/ centocow PH3 Cert.9	17 717,98	2021/11/22	2021/12/03	YES
5109	Splenda JV Nkonyeni Electrical	Electrification of Greater Sandanezwe/ Masamini PH4 Cert.1	87 832,53	2021/11/22	2021/12/03	YES
5110	GreenDoor Landscaps service	Provision of Horticultural management service cert.24	29 756,25	2021/11/18	2021/12/03	YES
			12 709 836,77			

N.P Blose

Signature: 

Reviewed by: P Mtungwa

Signature: 

## DR NKOSAZANA DLAMINI ZUMA LOCAL MUNICIPALITY

HIGHEST PAID CREDITORS FOR NOVEMBER 2021		
SUPPLIER	DESCRIPTION	AMOUNT
AMAZA Enterprise and Projects	Procurement of two Tractors	1 377 219,92
Sibane Group JV Stoyi consulting	Upgrading of Underberg Town Phase 1 certificate 6, Retention Payment for Underberg asphalt phase 3 certificate 9, Retention Payment for Himeville asphalt phase 2 certificate 8	1 265 466,62
Lemalwa Trading	Construction of Creighton Sport Centre Certificate 1 & Creighton Sportfield Ph1 Certificate.1	1 141 251,55
Mhlongo Transcoin Security Service (PTY)LTD	Security service for November	1 006 601,90
BM Infrastructure JV Mabona Civils	Retention payment for upgrading of Bulwer Town phase 1 Certificate 5, Retention payment for Upgrade of Creighton Town Certificate 4, Upgrade of Bulwer Town phase 1 Certificate 4	886 500,40
Sipho-Glad Construction and General	Construction of Creighton Asphalt Rd Ph6 Cert 2	750 437,10
PUFF Emergency Service (Pty)Ltd	Supply and Installation of 8 Bus Shelters October 2021	692 800,00
Majiki Construction and Plant Hire	Construction of Underberg Town Hall and Creche cert 6	636 718,20
SUMITOMO RUBBER SOUTH AFRICA (PTY)LTD	Supply & Delivery of Contanier with Machinery for tyres	499 999,99
Auditor General	Audit Fees for Ignatuis Erasmus, Demisha Govender, Sifiso Shongwe, Xoliswa Sithole, Busisiwe Tshazi, Zainab Ebrahim, Nonkuthalo Phephu	359 467,35
		<b>8 616 463,03</b>

Prepared by:



Reviewed by:




0000452

DR NKOSAZANA DLAMINI ZUMA LOCAL MUNICIPALITY  
REPORT FOR CREDITORS PAID WITHINI 30 DAYS IN NOVEMBER 2021

Number of Payments	COMPLIED	NOT COMPLIED	PERCENTAGE
117	117	0	100%

Prepared by: A.P. BLOE  
Signature: 

Review by:  
Signature: 

**DEBTORS AND REVENUE MANAGEMENT REPORT AS AT 30 NOVEMBER 2021**

1. **AUTHOR** Chief Financial Officer

1<sup>ST</sup> LEVEL : MANCO

2<sup>ND</sup> LEVEL : FINANCE COMMITTEE

3<sup>RD</sup> LEVEL : EXCO

4<sup>TH</sup> LEVEL : COUNCIL

2. **PURPOSE:**

To report to the Committee and Council on the revenue and debtors' management.

3. **LEGAL/STATUTORY REQUIREMENTS:**

- MFMA Act No.56 of 2003
- Credit control and debt collection policy

4. **BACKGROUND AND REASONING:**

Dr Nkosazana Dlamini Zuma Municipality council must ensure that all money which is due and payable to the council is collected and for this purpose has adopted the credit control policy and debt collected policy consistent with its tariffs and complying with the provisions of the relevant legislation.

5. **ANNEXURES**

- 5.1 Age Analysis as at 30 November 2021
- 5.2 Report on collection rate as at 30 November 2021
- 5.3 Debt Collection and data cleansing as at 30 November 2021
- 5.4 Revenue Enhancement Strategy as at 30 November 2021
- 5.5 General valuation roll implementation project as at 30 November 2021

6. **FINANCIAL IMPLICATIONS:**

This report outlines the financial performance of the debtors and revenue management unit for the Dr Nkosazana Dlamini-Zuma Local Municipality for the July 2021/22 financial year for the period ending 30 November 2021. The report is tabled in compliance with Section 71 of the MFMA and has no additional financial implications for the City.

7. **RECOMMENDATION:**

That this report be noted by the Committees and Council.

**REPORT ON DEBTORS AGE ANALYSIS****As at 30 November 2021**

<b>Debtors' balance as at</b>	<b>Amount</b>
Dr Nkosazana Dlamini Zuma Municipality - July 2021	R73 094 968.68
Dr Nkosazana Dlamini Zuma Municipality - August 2021	R75 446 296.23
Dr Nkosazana Dlamini Zuma Municipality – September 2021	R76 147 593.98
Dr Nkosazana Dlamini Zuma Municipality – October 2021	R76 809 698.33
Dr Nkosazana Dlamini Zuma Municipality – November 2021	R76 203 379.12

<b>Analysis of gross debt balance as at 30 November 2021</b>	<b>Amount</b>
Provincial government debt steering committee	R24 185 774,05
Debt not overdue	R5 555 900,22
Data cleansing, letters of demand (initial and final)	R36 014 234,44
Municipal debt arrangements	R2 615 401,60
Handed over for recovery and litigation (Attorneys)	R7 832 068.81
<b>Total</b>	<b>R76 203 379.12</b>

**REPORT ON INDIGENT MANAGEMENT****As at 30 November 2021**

<b>Period</b>	<b>Number of indigents beneficiaries for the period</b>	<b>Amount paid by municipality for the period</b>
Dr NDZLM - July 2021	1 324 Beneficiaries	R109 259,53
Dr NDZLM - August 2021	1 275 Beneficiaries	R105 339,09
Dr NDZLM - September 2021	1 275 Beneficiaries	R105 339,09
Dr NDZLM – October 2021	1 239 Beneficiaries	R102 286,98
Dr NDZLM – November 2021	1 258 Beneficiaries	R103 854,28
<b>TOTAL</b>		<b>R526 078,97</b>

**REPORT ON TRAFFIC FINES****As at 30 November 2021**

<b>MONTHS</b>	<b>AMOUNT FOR NOTICES ISSUED</b>	<b>AMOUNT RECEIVED</b>
Dr Nkosazana Dlamini Zuma Municipality July 2021	57 500.00	6 150,00
Dr Nkosazana Dlamini Zuma Municipality August 2021	47 800,00	3 800,00
Dr Nkosazana Dlamini Zuma Municipality September 2021	31 550,00	4 950,00
Dr Nkosazana Dlamini Zuma Municipality October 2021	56 400,00	5 300,00
Dr Nkosazana Dlamini Zuma Municipality November 2021	31 800.00	3 390.00
<b>TOTAL</b>	<b>R225 050.00</b>	<b>R23 590.00</b>

**REPORT ON ANIMAL POUNDS****As at 30 November 2021**

<b>MONTHS</b>	<b>HIMEVILLE ANIMAL POUND</b>	<b>CREIGHTON ANIMAL POUND</b>	<b>TOTAL</b>
Dr NDZLM – July 2021	7 040,03	7 673.00	14 713,03
Dr NDZLM – August 2021	4 370.00	7 811.00	12 181.00
Dr NDZLM – September 2021	3 922.00	3 382,00	7 304,00
Dr NDZLM – October 2021	2 466.00	5 838.00	8 304.00
Dr NDZLM – November 2021	23 117.00	1 275.00	24 392.00
<b>TOTAL</b>	<b>R40 915.03</b>	<b>R26 979.00</b>	<b>R67 894.03</b>

**REPORT ON DATA CLEANSING****As at 30 November 2021**

<b>MONTHS</b>	<b>Details of data cleansing exercises performed</b>
Dr Nkosazana Dlamini Zuma Municipality July 2021	0 Billing Journals processed 5 Transfer Journals processed 16 Account Transfer Transactions performed (specific to the Change of Ownership process) 5 queries via email and attended to 138 Copies of invoices emailed 16 Change of Ownerships processed 33 Manual receipts captured 0 General Valuation updates performed 4 General customer information updates 2 Pension rebate applications received 1 Public Benefit Organisation Rebate applications processed 0 Tourism rebate applications processed 1 Manually issued Rates Clearance Certificate
Dr Nkosazana Dlamini Zuma Municipality August 2021	2 Billing Journals processed 11 Transfer Journals processed 12 Account Transfer Transactions performed (specific to the Change of Ownership process) 13 queries via email and attended to 211 Copies of invoices emailed 13 Change of Ownerships processed 29 Manual receipts captured 0 General Valuation updates performed 13 General customer information updates 0 Pension rebate applications received 1 Public Benefit Organisation Rebate applications processed 1 Tourism rebate applications processed 1 Manually issued Rates Clearance Certificate
Dr Nkosazana Dlamini Zuma Municipality September 2021	211 Billing Journals processed 7 Transfer Journals processed 08 Account Transfer Transactions performed (specific to the Change of Ownership process) 14 queries via email and attended to 261 Copies of invoices emailed 08 Change of Ownerships processed 29 Manual receipts captured 38 General Valuation updates performed 06 General customer information updates 0 Pension rebate applications received

	<p>0 Public Benefit Organisation Rebate applications processed</p> <p>0 Tourism rebate applications processed</p> <p>0 Manually issued Rates Clearance Certificate</p>
Dr Nkosazana Dlamini Zuma Municipality October 2021	<p>2 Billing Journals processed</p> <p>13 Transfer Journals processed</p> <p>12 Account Transfer Transactions performed (specific to the Change of Ownership process)</p> <p>queries via email and attended to</p> <p>271 Copies of invoices emailed</p> <p>12 Change of Ownerships processed</p> <p>48 Manual receipts captured</p> <p>0 General Valuation updates performed</p> <p>26 General customer information updates</p> <p>0 Pension rebate applications received</p> <p>0 Public Benefit Organisation Rebate applications processed</p> <p>1 Tourism rebate applications processed</p> <p>2 Manually issued Rates Clearance Certificate</p>
Dr Nkosazana Dlamini Zuma Municipality November 2021	<p>5 Billing Journals processed</p> <p>7 Transfer Journals processed</p> <p>5 Account Transfer Transactions performed (specific to the Change of Ownership process)</p> <p>13 queries via email and attended to</p> <p>320 Copies of invoices emailed</p> <p>5 Change of Ownerships processed</p> <p>0 Manual receipts captured</p> <p>9 General Valuation updates performed</p> <p>0 General customer information updates</p> <p>1 Pension rebate applications received</p> <p>0 Public Benefit Organisation Rebate applications processed</p> <p>1 Tourism rebate applications processed</p> <p>2 Manually issued Rates Clearance Certificate</p>

**REPORT ON QUERIES (CUSTOMER CARE)****As at 30 November 2021**

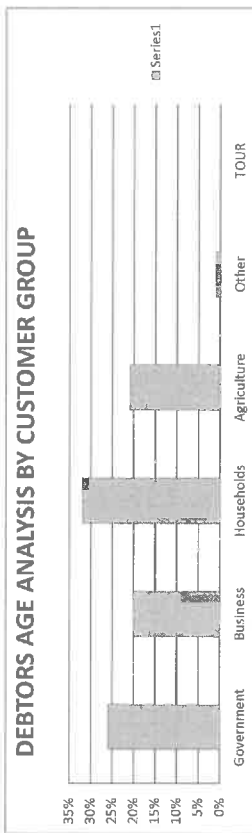
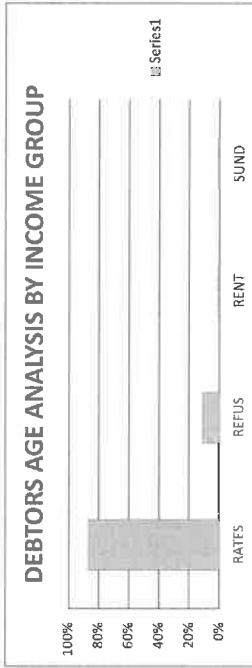
<b>MONTHS</b>	<b>NUMBER OF QUERIES RECEIVED</b>	<b>NUMBER OF QUERIES RESOLVED</b>
Dr Nkosazana Dlamini Zuma Municipality July 2020	22 RCC applications	20 RCC issued
Dr Nkosazana Dlamini Zuma Municipality August 2021	10 RCC applications	22 RCC issued
Dr Nkosazana Dlamini Zuma Municipality September 2021	19 RCC applications	14 RCC issued
Dr Nkosazana Dlamini Zuma Municipality October 2021	18 RCC applications	10 RCC issued
Dr Nkosazana Dlamini Zuma Municipality November 2021	24 RCC applications	8 RCC issued

**REPORT ON DEBT COLLECTION****As at 30 November 2021**

- The debtors' book has decreased in the month of November 2021 by 0,79% to R76 809 698,33 with the debtor collection rate to billed revenue at 78,32% for the current year.
- Cash collected for the month of 30 November 2021 amounted to R4 105 602,69 .
- An amount R526 078,97 from July 2021 to date has been paid to support free basic electricity.
- Traffic fines debtors remain a concern, improved collection strategies are being implemented. An amount of R23 5900.00 has been collected to date with R225 050.00 traffic notices issued.
- Revenue and debt collection unit has noted that more people are paying for their accounts since a dual collection strategy has been implemented (debt collection process is done both inhouse and supplemented by legal attorneys).
- The means the citizen portal is up and running but we have noted a few registration issues which we have reverted to the supplier to address in conjunction with the municipal IT department.

AGE ANALYSIS NOVEMBER 2021

Debtors Age Analysis by Income Group		Current	0-30 Days	30-60 Days	60-90 Days	90-120 Days	Older than 120 Days	Total	Debtor's in %
RATES	(374,686.04)	2,666,227.57	2,149,807.52	2,217,761.59	1,708,977.62	62,637,166.79	71,005,255.05	87%	
REFUS	(3,314.00)	338,052.97	265,687.95	226,525.78	209,908.35	7,842,377.62	8,879,238.27	11%	
RENT	-	68,603.08	67,521.53	61,936.06	-	717,572.14	977,568.87	1%	
SUND	-	-	-	-	-	703,667.71	703,667.71	1%	
<b>TOTAL</b>	<b>(378,000.04)</b>	<b>3,072,883.62</b>	<b>2,483,016.60</b>	<b>2,506,223.43</b>	<b>1,980,822.03</b>	<b>71,900,784.26</b>	<b>81,565,729.90</b>	<b>100%</b>	
Debtors Age Analysis by Customer Group		Current	0-30 Days	30-60 Days	60-90 Days	90-120 Days	Older than 120 Days	Total	Debtor's in %
Government	(11,633.63)	544,631.49	545,436.53	539,128.72	539,128.72	539,128.72	22,029,082.22	24,185,774.05	30%
Business	(283,547.72)	279,027.14	231,658.01	154,507.77	133,278.47	7,125,588.66	7,640,492.33	9%	
Households	(73,848.25)	1,412,687.51	1,000,782.29	1,243,129.39	767,401.42	27,746,778.38	32,096,930.74	39%	
Agriculture	(8,970.44)	811,116.16	682,559.14	547,514.86	519,070.77	13,569,220.63	16,120,511.12	20%	
Other	-	25,421.32	22,580.63	21,942.69	21,942.65	1,430,134.37	1,522,021.66	2%	
<b>TOTAL by Customer group</b>	<b>(378,000.04)</b>	<b>3,072,883.62</b>	<b>2,483,016.60</b>	<b>2,506,223.43</b>	<b>1,980,822.03</b>	<b>71,900,784.26</b>	<b>81,565,729.90</b>	<b>100%</b>	



Government	24,185,774.05
Business	7,640,492.33
Households	32,096,930.74
Agriculture	16,120,511.12
Other	1,522,021.66
<b>TOTAL</b>	<b>81,565,729.90</b>

Prepared by

M Sikhalkhane

Approved by

N Wela

**ANNEXURE 5.2 - COLLECTION RATE REPORT**

Category	2021/07/31		2021/08/31		2021/09/30		2021/10/31		2021/11/30	
	Raised	Received	Raised	Received	Raised	Received	Raised	Received	Raised	Received
RAT01: RESIDENTIAL PROPERTIES	783 829,50	-748 771,60	753 623,56	-588 470,74	750 802,85	-1 486 327,87	769 476,38	-869 653,31	753 532,67	-978 403,26
RAT02: BUSINESS, COMMERCIAL, INDUSTRIAL PROPERTIES	796 919,02	- 661 134,66	753 386,80	-327 877,00	711 598,78	-528 681,48	781 230,88	-771 433,11	770 632,30	-555 950,60
RAT03: AGRICULTURAL PROPERTIES	870 256,65	-559 537,08	887 475,12	-441 015,82	730 342,14	-917 341,14	870 721,35	-719 832,88	874 498,12	-758 898,61
RAT04: PUBLIC SERVICE PURPOSES	872 743,70	-53 912,84	879 826,84	-50 724,40	866 989,87	-35 452,25	893 798,37	-105 938,43	886 039,39	-1 296 050,68
RAT05: PUBLIC SERVICE INFRASTRUCTURE	74,15	-0,03	74,15	-0,03	74,15	0,03	74,15	0,03	74,15	0,03
RAT06: PUBLIC BENEFIT ORGANISATION	-	-	-	-	-	-	-	-	-	-
RAT08: TOURISM & HOSPITALITY	-	-	-	-	-	-	-	-	-	-
RAT10: RESIDENTIAL SMALL HOLDING	90 893,75	-49 121,68	91 352,85	-37 174,47	91 571,71	-58 265,70	91 974,77	-49 796,82	92 475,64	-47 975,59
RAT12: VACANT LAND	170 072,66	-89 919,52	171 040,96	-87 670,38	572 187,89	-135 660,34	163 381,79	-167 996,67	96 234,17	-171 786,98
REFUSE	341 981,00	-318 142,13	341 793,96	-164 632,66	341 574,41	-249 888,20	341 818,42	-286 203,05	341 771,77	-253 167,30
Value added tax(refuse)	49 975,95	-47 721,32	50 068,69	-27 664,90	51 236,16	-37 498,38	44 585,01	-38 635,18	44 578,93	-33 021,82
RENTAL	82 031,14	-66,56	64 314,23	-	64 314,23	158 203,12	69 171,14	220 082,10	67 719,15	-9 153,84
Value added tax(rental)	9647,14	-14,93	9 647,13	-	9 647,13	-23 730,47	9 022,32	-28 706,36	8 832,93	-1 193,98
SUNDRIES	-	-	-	-	-	-	-	-	-	-
Value added tax(sundries)	-	-	-	-	-	-	-	-	-	-
Total Incl	4 048 443,66	-1 867 240,69	4 002 604,29	-1 723 077,40	4 210 339,33	-3 834 179,98	4 035 225,58	-3 268 277,94	3 936 389,22	-4 105 602,69
Total VAT	59 623,09	-47 736,25	58 715,82	-27 604,90	60 883,30	-61 728,85	53 607,33	-67 341,64	76 552,08	-10 347,82
Total Excl	3 988 820,57	-1 819 504,44	4 002 889,47	-1 895 382,50	4 149 456,03	-3 572 951,13	3 981 618,25	-3 200 936,40	3 859 837,14	-4 095 254,87
Total Rates	3 584 828,43	-1 501 282,75	3 596 780,28	-1 510 749,84	3 743 567,39	-3 164 756,81	3 570 628,69	-2 884 651,25	3 473 486,44	-3 809 065,75
Total Services	463 615,23	-385 977,94	465 824,01	-212 327,56	466 771,84	-469 421,17	484 596,89	-583 676,69	462 902,78	-296 536,94
Total Services Excl	403 992,14	-318 241,69	406 108,19	-184 632,66	405 888,64	-408 192,32	410 989,56	-516 285,15	409 490,92	-262 321,14
Opening Balance	R71 804 023,64		R71 804 023,64		R71 804 023,64		R71 804 023,64		R71 804 023,65	
Closing Balance		R73 064 988,68		R75 446 296,23		R76 147 593,99		R76 809 698,33		R76 203 379,12
Collection Rates		68%		55%		65%		66%		78%

0000461



Main Street  
Creighton, 3263

P.O Box 62

Creighton 3263

Phone: +27 39 833 1038

Fax: +27 39 833 1179

Email: mailbox@ndz.gov.za

[www.ndz.gov.za](http://www.ndz.gov.za)

*A Better Place for All*

30 November 2021

## 5 .3 DEBT COLLECTION REPORT

### Monthly payments arrangements report November 2021

Account	Name	Balance	Payment	Comment
30966	Eric M Jili	15 603.71	1 000.00	Up-to-date
64039	NP Luzulane	23 055.87	-	One month behind
25065	SE Maphanga	3 917.05	1 000.00	Up-to-date
30056293	BT Meiklejohn	32 438.59	2 146.80	Up-to-date
173375	SW&A Pienaar	60 982.04	-	Up-to-date
115045	Swabkillcran	76 908.77	3 374.68	One month behind
102215	Prior & Pitman	118 308.97	1 500.00	Customer payment short by R2 904.34
11 accounts	Bier industries	328 336	26 000.00	Up-to-date
254575	Mrs TMA Delport	27 232.66	10 787.40	Up-to-date
30057964	Mrs Stutterheim	39 579.75	2 900.00	Up-to-date
30060870	Mr. M Mchunu	27 526.92	2 001.00	Up-to-date
30061998	Nsika Trust	52 899.03	10 001.00	Up-to-date
128975	John albert trust-trust	167 050.91	10 000.00	Up-to-date
30059265	JS &NJ Nkuku	21 750.29	1 918.00	up-to-date
30061819	S Dukade	15 363.17	-	One month behind
<b>Total</b>		<b>1 063 232.42</b>	<b>72 628</b>	

#### Collection Plan in month of November 2021.

- Letters of demand were posted in the month of November 2021 for all customers with an outstanding balance of more 60 days. Informing customers to settle the account in full or come in for payment arrangement within 14 days.
- Email of mailing of monthly statement to ensure customers receive their statements on time.
- Calling of customers with an outstanding balance of more than 60days, reminding them of the total due and when can we expect payment.

- Customer's currently negotiating payment arrangement.

Account	Name	Balance	Payment
165795	DB May	108 328.35	10 000.00
173265	Serendipity	347 954.74	11 093.86
173575	Basic Blue	156 033.30	1 845.46
21775	Devberg investment cc	47 173.05	40 000.00
128775	Houston store	735 697.73	7 100.50
97485	Bateman	156 981.87	-
<b>Total</b>		<b>1 552 169.18</b>	<b>70 039.82</b>

### Incentive Scheme

- In the month of November 2021, A customers settled two of his accounts in full to take advantage of the incentive scheme;

Account Number	Name	Amount paid
30056190	Mr. JMC Horn	80 946.17
71545	Kerkis inv PTY LTD	140 000.00
<b>Total</b>		<b>220 946.17</b>

### Returned post and customer with no payment on account since change of ownership

- For the month of November 2021, 4 customer contact information such as contact number, email and postal were update on Samras and their accounts also added to monthly emailing of statement.

### Government debt Report

- Department of Public Works (provincial) - Most of the arrears balances from Provincialworks are from section 14 school, school with no lease agreement. We were advised that for schools with no lease agreement, the debt is to be followed up with the owner of properties.
  - 27 properties have been identified as of Provincial Public works with an total outstanding amount of R 4 265 402.40
  - Public works will send one of their official to do a physical verification to find out what properties are being used for e.g. School, clinic etc.
  - 2021/2022 Annual invoices amounting to R5 220 562.50 have been prepared and submitted to provincial public works, currently waiting for payment.
  - In the month of November 2021 an amount of R 1 246 000.00 was paid by provincial works.

- **Department of Rural development and Lands reform:**

- 15 invoices have been forwarded to the department of land affairs for payment;
- 10 accounts have been paid in full, still waiting for payment for the remaining 5 accounts below.
- Annual invoices for 2021/2022 have been prepared and submitted to Department of rural development and a letter of demand, demanding payment for the below accounts.

Account	Account holder	Amount
49256	Regional & Land Affairs	11 503.24
30056839	Regional & Land Affairs	21 705.71
56795	Regional & Land Affairs	72 916.77
49201	Regional & Land Affairs	10 847.42
46765	Regional & Land Affairs	56 007.31
<b>Total</b>		<b>172 980.45</b>

- **Department of Public Works(National)** - 9 properties have been verified as of National Public works properties with a total outstanding Balance of R 934 416.76

- Invoices have been submitted to National Public Works.
- Currently waiting for payment for the remaining account below.
- Part payment have been made for the below accounts.
- Annual 2021/2022 invoices amounting to R605 776.01 have been prepared and submitted to National department of public works, currently waiting for payments.

Account	Account holder	Amount
238415	RSA	237 382.65
238375	RSA	17 657.00
238475	RSA	77 914.76
238485	RSA	395 443.91
6460	RSA	171 820.16
7210	NATIONAL PUBLIC WORK	65 802.13
5414	RSA (Justice) (CDB)	1 495.28
5311	RSA (Justice) (CDB)	1 291.87
12317	RSA	1 051.28
<b>Total outstanding</b>		<b>969 859.04</b>

- Cogta is assisting us with the verification for the following properties as to which department they belong to.

<b>Account</b>	<b>Account holder</b>	<b>Amount</b>
238465	RSA	761 712.54
238495	RSA	558 491.33
238385	RSA	431 475.59
238365	RSA	428 001.31
238305	RSA	278 559.22
238425	RSA	225 552.01
238435	RSA	174 820.53
30056736	RSA	188 805.96
238345	RSA	146 230.16
238395	RSA	139 964.62
<b>Total outstanding</b>		<b>3 333 613.27</b>

## Progress report on handed over accounts

Legal attorneys responsible	Amount outstanding	Status
Matthew Francis Inc	R 4 916 224.64	Matthew Francis Inc attorneys failed to submit report for the month of November 2021, information reflected on report is as at the end of October 2021
MC Ntshalintshali Attorneys	R2 915 844.17	
<b>Total</b>	<b>R7 832 068.81</b>	

Handover Accounts- Matthew Francis Inc				
Municipal Account	Owner/Debtor	HANDOVER AMOUNT	EMAIL ADDRESS	STATUS
18745	Peon Properties	R 396 616.60	<a href="mailto:prejasen@tanglefoot.co.za">prejasen@tanglefoot.co.za</a>	Summons drafted; sent to the sheriff for service
107105	Goxhill Farm	R 268 459.75	<a href="mailto:rickjames@telkom.net">rickjames@telkom.net</a>	Summons drafted.
30058295	S G Hlongwane Family	R 1 112 705.29	<a href="mailto:austin.hlongwane@stucky.co.za">austin.hlongwane@stucky.co.za</a>	Summons drafted.
131705	MR DG Pitout	R 139 749.38	<a href="mailto:shandrepitout@gmail.com">shandrepitout@gmail.com</a>	Debtor has started making payments. second Payment was made in Sept for R 50 000. As per agreement.
115265	David Hooper Trust	R 105 560.06	<a href="mailto:dvh@esneil.co.za">dvh@esneil.co.za</a>	Awaiting feedback from Municipality in regards to debtors queries. ( Correct value of the property)
128445	New Line Inv 149 PTY LTD	R 466 504.71	<a href="mailto:hestersadie@mmweb.co.za">hestersadie@mmweb.co.za</a>	Summons drafted. Sent to the sheriff for service.
30057744	MR Taylor & Thompson	R 104 731.57	<a href="mailto:michale@telkomsa.net">michale@telkomsa.net</a>	Summons drafted to send for service debtor did make contact with our offices, awaiting feedback if proposal is accepted.
131135	( Late) Mr NS Mtolo/(Executor)NA Mtolo	R 622 917.79	<a href="mailto:nomaa2mtoloo@gmail.com">nomaa2mtoloo@gmail.com</a>	Negotiations failed; awaiting clarification on property description, property not registered in the name of the debtor, debtor deceased, executors details still outstanding from Masters office(there is currently a nationwide shut down at the masters office due to hacking)

0000406

62532	Clive John Mingay	R 31 802.23	inglenook45@gmail.com	Acknowledgement of Debt signed.
62587	Clive John Mingay	R 72 208.67	inglenook45@gmail.com	Acknowledgement of Debt signed.
62635	Clive John Mingay	R 65 506.99	inglenook45@gmail.com	Acknowledgement of Debt signed.
107035	Banks Trust-Trustees	R 176 052.29	actaylor@mweb.co.za	Acknowledgement of Debt signed, awaiting confirmation from client that account settled in full
107055	Banks Trust-Trustees	R 20 382.82	actaylor@mweb.co.za	Acknowledgement of Debt signed, awaiting confirmation from client that account settled in full
54322	Primeinvest 1103 CC (Leon)	R 178 723.56	leonk@futurenet.co.za	Acknowledgement of Debt signed.
53338	Mixgold Trading CC (Leon)	R 126 692.83	leonk@futurenet.co.za	Summons drafted; sent to the sheriff for service, awaiting return of service.
21810	Mabhude Contractors CC	R54 072.95	norman@phuthumatech.co.za	Summons drafted; sent to the sheriff for service, awaiting return of service.
21865	Mabhude Contractors CC	R11 235.82	norman@phuthumatech.co.za	Summons drafted; sent to the sheriff for service, awaiting return of service.
21913	Mabhude Contractors CC	R6 356.85	norman@phuthumatech.co.za	Summons drafted; sent to the sheriff for service, awaiting return of service.
69481	Sibetha Family Trust	R10 411.63	norman@phuthumatech.co.za	Summons drafted; sent to the sheriff for service, awaiting return of service.
69539	Sibetha Family Trust	R10 411.63	norman@phuthumatech.co.za	Summons drafted; sent to the sheriff for service, awaiting return of service.
69632	Sibetha Family Trust	R9 198.27	norman@phuthumatech.co.za	Summons drafted; sent to the sheriff for service, awaiting return of service.
69687	Sibetha Family Trust	R9 198.27	norman@phuthumatech.co.za	Summons drafted; sent to the sheriff for service, awaiting return of service.
69436	Sibetha Family Trust	R20 967.29	norman@phuthumatech.co.za	Summons drafted; sent to the sheriff for service, awaiting return of service.
4310	Zamokwakhe Contractors	R227 557.40	norman@phuthumatech.co.za	Debtor promised to pay in two weeks. Kindly verify if the debtor has made payment.
262295	KRUTI SHIV SHAKTI PTY LTD	R 42 492.48	kavita@telkomsa.net	Debtor advised that payment will be made within 2-4 weeks. Kindly verify if debtor has made payment.
262195	MR GR PRICE MOOR	R 227 872.82	dube@pricemoor.co.za	Summons drafted; sent to the sheriff for service
262715	MR CB CANHAM	R 22 047.38	mahnac72@gmail.com	Summons drafted; sent to the sheriff for service
128955	TAYBLE TRUST TRUSTEES	R 136 277.61	kitaylor@futurenet.co.za	Summons drafted; sent to the sheriff for service
7368	Mr JM KOZI	R 134 637.63	lukhozi@icloud.com	Summons drafted; sent to the sheriff for service

0000467

65030	Mr JM KOZI	R 52 041.39	lukhozi@icloud.com	Summons drafted; sent to the sheriff for service. Summons drafted; sent to the sheriff for service
30058879	MRS/MR KC&NV MADONDA	R 61 705.28	nombusomadondo@gmail.com	Summons drafted; sent to the sheriff for service, awaiting sheriffs return of service
30058855	MRS/MR KC&NV MADONDA	R 21 727.91	nombusomadondo@gmail.com	Summons drafted; sent to the sheriff for service, awaiting sheriffs return of service
30058862	MRS/MR KC&NV MADONDA	R 97 652.63	nombusomadondo@gmail.com	Summons drafted; sent to the sheriff for service, awaiting sheriffs return of service
30058879	MRS/MR KC&NV MADONDA	R 61 705.28	nombusomadondo@gmail.com	Summons drafted; sent to the sheriff for service, awaiting sheriffs return of service
67434	MRS/MR KC&NV MADONDA	R 101 486.56	nombusomadondo@gmail.com	Summons drafted; sent to the sheriff for service, awaiting sheriffs return of service
18935	MR ZA DLAMINI	R 97 692.04	diaminizikhali325@gmail.com	Summons drafted; sent to the sheriff for service, awaiting sheriffs return of service
246785	MR ZA DLAMINI	R 61 209.34	diaminizikhali325@gmail.com	Summons drafted; sent to the sheriff for service, awaiting sheriffs return of service
30057706	MKWENKWE CONSTRUCTIO	R 17 312.06	diaminizikhali325@gmail.com	Summons drafted; sent to the sheriff for service, awaiting sheriffs return of service
		<b>R 4 916 224.64</b>		

MC Ntshalintshali Attorneys					
ACCOUNT NO	NAME	BALANCE BEFORE PAYMENT	PAYMENT	BALANCE AFTER PAYMENT	COMMENTS
7265	DP ZONDI	100 325.08	0.00	90 939.58	Telephone call to debtor to follow up on payment. Debtor advised that he made payment of R4000.00 in November to the Municipality
68882	MA PINCHIN	21 464.96	0.00	20 812.27	Matter at litigation stage
246255	MR. BL NKOSI	44 152.81	0.00	43 230.18	Debtor made payment of R1500.00 in November to the Municipality.
26545	Mr/mrs D&DE MAJOZI	87 070.34	0.00	85 942.29	Matter at litigation stage
13335	MR BW Mtolo	25 452.45	1 600.00	4 777.14	Debtor made payment of R1600.00 in November to the Municipality.
149095	Ardel enterprise	262 065.63	220.00	303 463.27	Matter at litigation stage but debtor made payment of R220 in November.

	Grants family trust	300 508.27	0.00	335 149.61	Matter at litigation stage
128545					
110	Rep trust trustees	382 354.94	54 622.13	177120.81	Debtor made payment of R54622.13 in November to the Municipality.
34075	Port ferry Properties	186 516.57	0.00	227 235.85	Detailed history of account has been forwarded to customer as requested.
5345	Paul & jenny properties trust	362 591.05	0.00	396 086.36	Detailed history of account has been forwarded to customer as requested.
47838	Miles Eagle stone	135 930.88	0.00	58 179.27	Telephone call to Debtor to follow up on payment, debtor advised that he made payment on the 23rd of November and will send proof of payment.
89165	SG Mtungwa	71 626.56	4 000.00	22 202.61	Debtor made payment of R4000.00 in November to the Municipality.
102615	PA Duma	35 633.08	4 100.00	19 919.41	Debtor made payment of R4100 in November to the Municipality
266152	Anne Marie Brender	44 121.99	4000.00	35 244.38	Debtor made payment of R4000 in November to the Municipality
107205	Rocky Mountain	182939.41	0.00	206 505.97	Matter at litigation stage
39915	MG&NA Dludia	81 441.84	2000.00	77 722.88	Debtor made payment of R4 000.00 in September to the municipality.
97445	TP&MN Mlambo	90 992.50	0.00	96 646.77	We called debtor to follow up on payment. He advised that he made payment in the month of November and shall forward us proof of payment.
18875	Kinross shire cc	655 745.01	0.00	714 665.52	Matter at litigation stage
		<b>3 061 315.05</b>	<b>69 942.13</b>	<b>2 2 915 844.17</b>	

0000469



Main Street  
Creighton, 3263

P.O Box 62

Creighton 3263

Phone: +27 39 833 1038

Fax: +27 39 833 1179

Email: [mailbox@ndz.gov.za](mailto:mailbox@ndz.gov.za)

[www.ndz.gov.za](http://www.ndz.gov.za)

*A Better Place for All*

30 NOVEMBER 2021

## 5.3: REVENUE ENHANCEMENT STRATEGY

0000470



Main Street  
Creighton, 3263

P.O Box 62

Creighton 3263

Phone: +27 39 833 1038

Fax: +27 39 833 1179

Email: [taylorc@ndz.gov.za](mailto:taylorc@ndz.gov.za)

[www.ndz.gov.za](http://www.ndz.gov.za)

## DR NKOSAZANA DLAMINI ZUMA MUNICIPALITY

### REVENUE ENHANCEMENT STRATEGY

No.	FUNCTION	PROBLEM STATEMENT OR CHALLENGE	EXTENT OF THE PROBLEM OR REVENUE LOSS	STRATEGIES	ACTIVITIES OR INTERVENTION	REVENUE IMPACT	BUDGET OR FINANCIAL IMPLICATION	TIMEFRAME	RESPONSIBLE
1	Human Settlements	Lack of development in identified land parcels such as Creighton, Bulwer, Underberg and Himmeville	Loss of revenue from stands or properties	Dispose the available unused municipal residential land not earmarked for any municipal development	Dispose the available unused municipal residential land not earmarked for any municipal development	More Revenue to be generated.	To be quantified before finalization of the budget.	31-Dec-21	Manager: Planning and Development
2	Land Use Management	Formalization of invalid areas next to Bulwer Township	Lack of collection of property rates and service charges in the areas	Dispose and transfer those already invaded stands to the house owners.	Subdivide and sale of land already occupied.	Additional property rates and service charges	Costs subdividing	30-Jun-22	Manager: Planning and Development

0000471

3	Real Estate	Owners of low cost houses not following municipal process when upgrading/extending their houses	Loss of revenue on upgraded components	Improve property rates revenue generation	Develop 3 different building plans to be used by low cost owners at no fee or lower fee	Additional property rates and service charges, revenue to be generated due to the increase in the value of the property	Operational Costs	30-Jun-22	Manager: Planning and Development
---	-------------	---	--	---	---	---	-------------------	-----------	-----------------------------------

## REVENUE ENHANCEMENT STRATEGY

No.	FUNCTION	PROBLEM STATEMENT OR CHALLENGE	EXTENT OF THE PROBLEM OR REVENUE LOSS	STRATEGIES	ACTIVITIES OR INTERVENTION	REVENUE IMPACT	BUDGET OR FINANCIAL IMPLICATION	TIMEFRAME	RESPONSIBLE
4	Property revenue	Loss of revenue due to properties registered in the name of municipality occupied/ owned by third parties	Properties are registered in the name of the municipality resulting in a possible loss of income	To enhance the property rates revenue generation	Identify and verify all properties registered in the municipality to be transferred to the rightful owners	Additional Property rates	Operational Costs	31 September 2022	Manager: Planning and Development
5	Property Development	Illegal occupants on Transnet houses in Donnybrook and unavailability of land in Donnybrook area	<ol style="list-style-type: none"> <li>1. Unable to develop Donnybrooks since it privately owned.</li> <li>2. The municipality is currently negotiating with Transnet to permit the municipality to acquire 36 houses in Donnybrook. These houses have been vandalized and occupied illegally by individual citizens. The municipality could potentially generate approximately R1.2 million per annum on rental income.</li> </ol>	Facilitate ownership of Transnet land/houses to the municipality	Follow ups with Transnet Asset Division	Rental Income	Transfer Costs	30-Dec-22	Office of the Municipal Manager
6	Business Licenses	Businesses operate without business licenses	All businesses at (former) Ingwe operate without business licenses and thus the Municipality must implement a policy for licensing businesses			License fees revenue will improve	Operational Costs	30-Nov-21	Manager: Planning and Development

7	Land Use	Loss of Revenue on Unused Municipal Agricultural land	Opportunity Costs for all Unused Municipal Land	Identification of all Unused land for potential leasing or partnership	<p>1. Assess and identify all the land belonging to the municipal land</p> <p>2. Partnership with private small farmers or bele cutters etc. for revenue generation</p>	Rental Income to improve	Operational	31-Dec-21	Manager: Planning and Development
---	----------	---	---	--	---	--------------------------	-------------	-----------	-----------------------------------

## REVENUE ENHANCEMENT STRATEGY

No.	FUNCTION	PROBLEM STATEMENT OR CHALLENGE	EXTENT OF THE PROBLEM OR REVENUE LOSS	STRATEGIES	ACTIVITIES OR INTERVENTION	REVENUE IMPACT	BUDGET OR FINANCIAL IMPLICATION	TIMEFRAME	RESPONSIBLE
8	Development and Planning	Lack of precinct development plan for all municipal towns discourages development	<p>1. Town's expansion and Development is not properly guided.</p> <p>2. Towns growth is discouraged and dejected</p>	Development of municipal town's precincts plans.		<p>1. Property Rates and waste income to improve</p> <p>2. Economic growth of our towns</p>	Operational	30-Jun-22	Manager: Planning and Development
9	Private Public Partnerships			<p>The Municipality should invite property developers and investors in the jurisdiction of the Municipality to develop productive and economic projects to generate municipal revenue and increase employment.</p> <p>Improve property rates revenue generation</p>			Operational	Ongoing	LED Manager / Planning and Development
10	Real Estate	Government amenities or facilities built on properties owned by the municipality, e.g. Underberg Clinic.	Property rates revenue is not generated from these properties		Transfer the properties to relevant government departments and entities	Additional property rates and service charges, revenue to be generated due to the increase in the value of the property	Operational Costs	30-Jun-22	Office of the Municipal Manager

## REVENUE ENHANCEMENT STRATEGY

No.	FUNCTION	PROBLEM STATEMENT OR CHALLENGE	EXTENT OF THE PROBLEM OR REVENUE LOSS	STRATEGIES	ACTIVITIES OR INTERVENTION	REVENUE IMPACT	BUDGET OR FINANCIAL IMPLICATION	TIMEFRAME	RESPONSIBLE
11	Economic Development	Lack of Infrastructure support for emerging enterprises	Loss of rental revenue from emerging enterprises	Development of incubation hubs	<ol style="list-style-type: none"> <li>1. Development of business plans for the incubation hubs for grant funding.</li> <li>2. Development and management of the hubs</li> </ol>	Rental revenue from the incubation hubs/ Vendor Permits	Costs of building incubation hubs	30-Jun-20	Community Services Manager
12	Real Estate	Non-Payment of taxi permits	Loss of revenue from taxi permits	Levying taxi permits to all taxi owners using serviced Taxi Ranks	<ol style="list-style-type: none"> <li>1. Engaging all Taxi Associations using Municipal Taxi Ranks</li> <li>2. Communicating tariffs for using municipal taxi ranks</li> </ol>	Additional Taxi Permits revenue to be generated	Operational	31-Dec-22	Community Services Manager
13	Local Economic Development and Tourism	Lack and Failure to Attract potential investors	Investors not aware of potential opportunities available at NDZ	Investors conference	<p>Management to request Office Bearers to lead negotiations of attracting potential investors</p> <ol style="list-style-type: none"> <li>1. Reconcile the billing database, refuse removal register and the property master register</li> <li>2. Physical verification of all sites where refuse is collected</li> </ol>	Revenue growth	Planning costs	31-Dec-21	LED Manager
14	Solid Waste Revenue	Solid Waste Revenue not optimized	Some households are not billed for refuse removal, resulting in a loss of revenue from end users	To enhance refuse removal revenue generation	<ol style="list-style-type: none"> <li>1. Reconcile the billing database, refuse removal register and the property master register</li> <li>2. Physical verification of all sites where refuse is collected</li> </ol>	Additional revenue will be generated	Operational Costs	31-Dec-21	Manager : Asset and Revenue

REVENUE ENHANCEMENT STRATEGY

No.	FUNCTION	PROBLEM STATEMENT OR CHALLENGE	EXTENT OF THE PROBLEM OR REVENUE LOSS	STRATEGIES	ACTIVITIES OR INTERVENTION	REVENUE IMPACT	BUDGET OR FINANCIAL IMPLICATION	TIMEFRAME	RESPONSIBLE
15	Financial Management	The cost of rendering services is not in line with the principals of financial management relating to effectiveness, efficiency and value for money	Trading services, refuse removal are not generating trading surpluses, cost incurred cannot be traced to the value chain of rendering services. Support services costs are not allocated to the primary service functions	Implement value chain analysis and cost remodeling strategy	<ol style="list-style-type: none"> <li>1. Conduct cost remodeling on all primary service delivery functions</li> <li>2. Develop new tariff structure for refuse</li> <li>3. Develop new tariff structure for service and sundry charges</li> </ol>	Additional revenue	Operational Costs	31-Jan-22	Manager: Asset and Revenue
16	Commercial/outdoor advertising	The municipality is not charging businesses when they advertising on municipal space	Loss of advertising revenue	<ol style="list-style-type: none"> <li>1. Communicate outdoor tariffs with affected businesses</li> <li>2. Enforce outdoor advertising bylaws</li> </ol>				31-Mar-21	Manager: Asset and Revenue
17	Waste Management	Lack of capacity to estimate private dumpers waste in the Transfer Station	Loss of revenue that could be generated/charged to private dumpers	<ol style="list-style-type: none"> <li>1. Procure Resources to estimate private dumpers waste</li> </ol>	Acquire Weigh bridge. Gather information of all private dumpers. Establish controls and bill all private dumber	Additional revenue is projected to be generated	R1 100 000.00	28-Feb-22	Assistant Manager: Public Works and Basic Services
18	Maintenance of Municipal Towns	Investors and Ordinary citizens are discouraged to reside in NDZ	Residents leaving the area because of poor management of towns and Infrastructure	<ol style="list-style-type: none"> <li>1. Keep out towns clean and safe</li> <li>2. Improve Infrastructure in Towns</li> </ol>	The relevant department should develop a plan to ensure that all towns are kept clean such as grass cutting and landscaping	Revenue protection	Operational Costs	On-going	Manager Public works and Basic Services.

## REVENUE ENHANCEMENT STRATEGY

No.	FUNCTION	PROBLEM STATEMENT OR CHALLENGE	EXTENT OF THE PROBLEM OR REVENUE LOSS	STRATEGIES	ACTIVITIES OR INTERVENTION	REVENUE IMPACT	BUDGET OR FINANCIAL IMPLICATION	TIMEFRAME	RESPONSIBLE
19	Tariffs on refuse collection	Illegal dumping of garden and other refuse	To be determined by study	<ol style="list-style-type: none"> <li>Private dumpers to be charged</li> <li>Illegal dumpers to be fined</li> </ol>	<ol style="list-style-type: none"> <li>The department will conduct a study on how to enforce the bylaws for dumping illegally</li> <li>Enforcement of all municipal bylaws</li> </ol>	Refuse income to	Operational Costs	31-Dec-21	Assistant Manager: Public Works and Basic Services

**GENERAL VALUATION ROLL 2021 - 2027 IMPLEMENTATION REPORT NOVEMBER 2021**

1. **AUTHOR** Chief Financial Officer

1<sup>ST</sup> LEVEL : MANCO  
 2<sup>ND</sup> LEVEL : FINANCE COMMITTEE  
 3<sup>RD</sup> LEVEL : EXCO  
 4<sup>TH</sup> LEVEL : COUNCIL

2. **PURPOSE:**

To report to the Committee and Council on the progress of the implementation of the 4<sup>th</sup> GV.

3. **LEGAL/STATUTORY REQUIREMENTS:**

- Municipal Finance Management Act No.56 of 2003
- Municipal Property Rates Act No. 6 of 2004
- Rates Policy 2021/2022
- Rates By-laws

4. **BACKGROUND AND REASONING:**

Dr Nkosazana Dlamini Zuma Municipality council appointed BGP Mass Appraisals to compile and implement the 4<sup>th</sup> GV for the Municipality.

5. **ANNEXURES**

5.1 GV Tracking Tool

- 5.1.1 Deeds updates
- 5.1.2 Rates clearances issued
- 5.1.3 Building plans

5.2 NDZLM-BPG General Valuation Roll Project Progress

6. **FINANCIAL IMPLICATIONS:**

The Service Provider will invoice as per the terms of the tender agreement.

7. **RECOMMENDATION:**

That this report be noted by the Committee and Council

**REPORT ON PROJECT PLAN****SEPTEMBER 2021**

<b>DELIVERABLE</b>	<b>% COMPLETE</b>
Initiation of project	
Provide and manage project plan	22%
Project Office and Project establishment	
MOA signed	100%
Valuation Roll Management System VRMS	0%
Aerial Photography	
Acquire and deliver aerial photography for Urban areas and Rural/Farms	100%
Property Register Creation	75%
Identify data sources	100%
Acquire, clean & prepare data	58%
Digitise and capture digital building footprint plan	100%
Sales Review/Market Reports	59%
Residential	59%
Non Residential	83%
Data Collection Residential Collection	100%
Verification, capture, QA	31%
Valuations Residential	0%
Data Collection Non Residential Collection	100
Verification, capture, QA	47%
Valuations Non residential	0%
Valuation Roll	0%
Objections/Appeals Management	0

**REPORT ON TRACKING TOOL****SEPTEMBER 2021**

<b>DELIVERABLE</b>	<b>STATUS</b>
Deeds Registrations	8 updated on Billing
Rates Clearances issued	16 Rates Clearance Certificates issued
Building Plans	11 Approval
Occupation Certificates	None Issued

5.1 G.V. TRACKING TOOL

5.1.1 DEEDS UPDATES

NUMBER	ERF	PORTION	TOWNSHIP/FARM/ST	NEW OWNER NAME	ERF SALE DATE	ERF SALE PRICE	ERF REGISTRATION DATE	TITLE DEED NUMBER	STATUS
1	308	0	UNDERBERG	SHERIFA BROKERAGE PTY LTD	11/11/2019	R 700.00	16/03/2020	7332/2020	UPDATED ON BILLING 30063897
2	14346	PTN19	SCOTTSTON	MANDY JOHNSON COLIN BRUCE STOREY & MEGAN CALIRE MEINKE	16/04/2021	R 1 380 000.00	16/09/2021		UPDATED ON BILLING 30063873
3	11287	PTN39	RIVERSDALE	JULIAN RENE SIMON & ELIZABETH ANNE SIMON	18/03/2021	R 670 000.00	09/09/2021		UPDATED ON BILLING 30063880
4	10	REM	HIMEVILLE	JULIAN RENE SIMON & ELIZABETH ANNE SIMON	01/06/2021	R 1 650 000.00	17/08/2021		UPDATED ON BILLING 30063811
5	10	PTN 1	HIMEVILLE	JULIAN RENE SIMON & ELIZABETH ANNE SIMON	01/06/2021	R 1 650 000.00	17/08/2021		UPDATED ON BILLING 30063828

6	346	UNDERBERG	LAUREN MICHELLE PERKS	16/07/2021	R 425 000.00	01/09/2021	UPDATED ON BILLING 30063859
7	204	PTN27 UNDERBERG	CLIFFORD LOUIS NEUPER	03/07/2021	R 260 000.00	07/09/2021	UPDATED ON BILLING 30063842
8	208	PTN24 UNDERBERG	JACQUELINE ANITA STUBBS	05/05/2021	R 260 000.00	13/09/2021	UPDATED ON BILLING 30063859

5.1.1.2 RATES CLEARANCES ISSUED

1	11987476	SECTION 13 MOUNTAINAIRS VILLAGE	2021/09/03 15:23	NO	NO	Acknowledged
2	11987474	PORTION 88 OF ERF 204 UNDERBERG REGISTRATION DIVISION FS PROVINCE OF KWAZULU NATAL	2021/09/03 15:23	NO	NO	Acknowledged
3	11988258	REMAINDER OF ERF 208 UNDERBERG REGISTRATION DIVISION FS PROVINCE OF KWAZULU-NATAL IN EXTENT 29,3832 (TWENTY NINE COMMA THREE EIGHT THREE TWO) HECTARES	2021/09/06 09:56	NO	NO	Acknowledged
4	11990569	ERF 129 HIMEVILLE, REGISTRATION DIVISION F.S., PROVINCE OF KWAZULU- NATAL;	2021/09/07 15:38	NO	NO	Acknowledged
5	11992011	REMAINDER OF PORTION 1 OF THE FARM REICHENAU C NUMBER 5799, REGISTRATION DIVISION FS, PROVINCE OF KWAZULU-NATAL	2021/09/08 12:54	NO	NO	Acknowledged
6	11994098	REMAINDER OF ERF 148 UNDERBERG EXTENTION 1 REGISTRATION DIVISION FS PROVINCE OF KWAZULU NATAL	2021/09/10 10:57	NO	NO	Acknowledged
7	11995304	PORTION 2 OF ERF 207 UNDERBERG REGISTRATION DIVISION FS PROVINCE OF KWAZULU NATAL	2021/09/13 09:09	NO	NO	Acknowledged
8	12000779	PORTION 16 (OF 10) OF ERF 167 UNDERBERG, REGISTRATION DIVISION FS, PROVINCE OF KWAZULU-NATAL	2021/09/17 12:34	NO	NO	Acknowledged

9	12001245	PORTION 3 OF ERF 211 UNDERBERG REGISTRATION DIVISION FS PROVINCE OF KWAZULU NATAL	2021/09/17 14:57	NO	NO	Acknowledged
10	12006001	THE REMAINDER OF LOT FP 341 NO. 10664, REGISTRATION DIVISION FS, PROVINCE OF KWAZULU-NATAL;	2021/09/23 10:41	NO	NO	Acknowledged
11	12006020	PORTION 3 OF ERF 337 UNDERBERG, REGISTRATION DIVISION FS, PROVINCE OF KWAZULU-NATAL;	2021/09/23 10:54	NO	NO	Acknowledged
12	12006793	ERF 627 UNDERBERG REGISTRATION DIVISION FT PROVINCE OF KWAZULU NATAL	2021/09/27 11:13	NO	NO	Acknowledged
13	12007809	PORTION 3 OF THE FARM ESTON NO. 7948 REGISTRATION DIVISION FS PROVINCE OF KWAZULU-NATAL	2021/09/28 08:54	NO	NO	Acknowledged
14	12008358	PORTION 1 OF ERF 163 UNDERBERG (EXTENSION 1), REGISTRATION DIVISION FS, PROVINCE OF KWAZULU-NATAL	2021/09/29 09:25	NO	NO	Acknowledged
15	12008354	REMAINDER OF ERF 163 UNDERBERG (EXTENSION 1), REGISTRATION DIVISION FS, PROVINCE OF KWAZULU-NATAL	2021/09/29 09:26	NO	NO	Acknowledged
16	12009731	ERF 675 UNDERBERG, REGISTRATION DIVISION FS, PROVINCE OF KWAZULU- NATAL	2021/09/30 11:46	NO	NO	Acknowledged

Task ID	Part A, B and C: Deliverables & Work Program	Project Budget	Robot	% Complete	Amount
1	<b>Project Management Function</b>				
1.1	Project Management Function: provide & manage a project plan for the implementation of the general valuation, manage & report on project deliverables & milestones; manage / report on project progress & payments; attend Municipal steering committee meetings at least monthly; manage / report on project risk; manage daily/weekly/monthly data backups in terms of data mgmt	24,000.00	Initiation of project	65%	-
2	<b>Project Office &amp; Project Establishment</b>				
2.1	Draft & Finalise Project Contract (MOA), project program and project cash flow plan	0			0
2.2	Finalise Sub-Contract Agreements	1,200.00	MCA signed, updated project programme sent	100%	-
2.3	Establish Project Office and infrastructure	1,200.00		0%	-
2.4	Project Office Overheads	3,600.00		0%	-
2.5	Project Office IT Infrastructure Cost	20,782.61		78%	-
3	<b>Valuation Roll Management System (VRMS)</b>				
3.1	Provision of Functional & operational Valuation Roll Management System: Certification and operation demonstrated. Includes all data extracts-exports required at least monthly <ul style="list-style-type: none"> <li>VRMS installed and operational</li> <li>VRMS Valuation of property</li> <li>VRMS data import and export facility</li> <li>VRMS editing and keeping record of editing facility</li> <li>VRMS reporting facility</li> <li>Ability to capture and store Deeds data; ability to store history of data with audit trails</li> <li>Integration VRMS with GIS</li> <li>Manage objections and appeals processing per MPRA</li> <li>Demonstrated security of data for the roll</li> <li>Ability to produce valuation rolls and supplementary rolls</li> <li>Ability to Generate &amp; print S49 of the MPRA and Valuation Certificates</li> <li>Ability to integrate Valuation Roll Management System with Municipal System</li> </ul>	58,000.00		0%	0
3.2	Integration of Valuation Roll Management System with Municipal System	-			-
3.3	VRMS Service Level Agreement	-			-
3.4	Hard Copy & Electronic Data Storage, Back-Up and Retrieval Plan	-			-
3.5	Hard Copy & Electronic Data Storage, Back-Up and Retrieval	-			-
4.A	<b>Aerial Photography</b>				
4.A.1	Acquire aerial photography/imagery for the Town (Urban) areas only (0.25 resolution)	0			0
4.A.2	Acquire aerial photography/imagery for the balance being Rural/Farm areas only (0.25 resolution)	40,000.00	Delivered	100%	-
4B	<b>Property Register creation and delivery of components</b>				
4B.1	Identify data sources	355,000.00	Delivered	100%	-
4B.2	Acquire, clean and prepare data	650.00	Completed	100%	0
4B.3	Acquire Deeds data (ownership and sales data) extracts approved by MV and integrated to VMS	8,000.00	Cons Roll; Rates clearances; Deeds data; Public Works Asset Register: Datacleansing in progress	58%	-
4B.4	Prepare and create Property Register which shall comprise an electronic data base of all properties as per bid	18,000.00	Windeed transfers acquired/captured from 1 Jan 2018	100%	10,800.00
4B.5	Prepare / create GIS Property Register in ESRI shape files aligned to property register per bid	4,200.00	Approx 75% complete	76%	-
4B.6	Undertake a record match between the new property register database (val roll) records and the GIS valuation roll cadastral layer and identify mismatches in a report	27,000.00	In progress	50%	-
4B.7	Undertake a record match between the new property register database (val roll) records and the rates financial system records and identify mismatches in a report	2,200.00		0%	-
4B.8	Prepare and Capture a digitized building footprint plan (layer) ESRI shapefile format for each building valued using the specified aerial photography. This will not be required where Non-CAMA methodology (individual valuation per property) is applied and where a building is inspected and measured on site with a sketch provided per building	2,200.00		0%	-
5	<b>Project Sales Review, Market and Valuation Methodology Reports</b>				
5.1	Residential Contract Sales Review, Market & Valuation Methodology Reports (to be read with annexure D); 1) Initial market report and (2) final report <ul style="list-style-type: none"> <li>Sales cadastral plans</li> <li>Schedule of all usable sales reviewed in preparation for the general valuation</li> <li>Provide Data extracts in terms of the applicable standards and the bid specifications</li> <li>Data collection and sales review forms; Initial &amp; Final Market Reports</li> </ul>	10,200.00	Sales review for Underberg/Himeville/Creighton complete	59%	3,200.00
5.2	Non-Residential Contract Sales Review, Market & Valuation Methodology Reports (to be read with annexure D); 1) initial market report and (2) final market report	12,000.00	Sales review for Underberg/Himeville/Creighton/Bulwer/Donnybrook and south region farms complete	83%	6,500.00

Task ID	Part A, B and C; Deliverables & Work Program	Final Budget	Report	% Complete	Amount
	<ul style="list-style-type: none"> <li>Sales cadastral plans</li> <li>Schedule of all usable sales reviewed in preparation for the general valuation</li> <li>Building cost report for specialised properties</li> <li>Data collection and sales review forms</li> <li>Provide Data extracts in terms of the applicable standards and the bid specifications</li> <li>Valuation Templates</li> </ul>				
6.3	Data Collection, Data Capture & Digitized Building Footprint methodology and training manuals	1,150.43	Digitised mapping on commercial properties complete; south region farms complete	100%	
6.4	General Valuation Roll (GV) close out report (Annexure E)	3,250.43		0%	
6.5	General valuation roll objections processing (Section 50, 51, 52, 53 and 69); by the Municipal Valuer in terms of MPRA as envisaged in Section 50, 51, 52, 53 & 69 and the Bid specifications	1,450.43		0%	
6.6	General Valuation Objection processing close out reports: including count, value changes and GIS spatial layer (including Year 1) (Annexure F)	1,200.00		0%	
6.7	General Valuation Appeal processing (only attendance at appeal boards can be claimed as quote under Part D of the schedule.)				
6.8	General Valuation Appeal close out reports: including count, value changes and GIS spatial layer (including Year 1) (Annexure G)				
6.9	Collection and Upload of photographs (JPEG format and 2 photos per building) To be priced on a rate per property if required				
7	<b>Data collection RESIDENTIAL</b>				
7.1	Develop and submit Data Collection Data Capture methodology including digitised footprint plan	1,530.43	Submitted with Bid	100%	0
7.2	Prepare & submit data collection and data capture training manuals & Data collection forms per property type (to be read with annexure D)	1,913.04		0%	
7.3	Recruit & Train data collectors	7,478.26	Local IDC recruited, training complete	100%	1,678.00
7.4	Collect/Verify and Capture Postal Address Data	89,625.22	Commenced; in progress	31%	14,000.00
7.5	Quality assurance Data Review	3,652.17		0%	
7.6	Maintain data	4,782.61		0%	
7.7	Provide Data Extracts in terms of the MPRA (S85), applicable standards and the bid specification	1,423.04		0%	
7.8	<b>RESIDENTIAL Valuations (table 1 cross re to No. 6 Section N Bid Quote)</b>				
7.9	Generate values (Draft Value per property/Draft Valuation Roll) - CAMA models and mass validation methodology	19,304.35		0%	
7.10	Undertake Value Review and quality assurance	7,472.61		0%	
7.11	Identify anomalies				
7.12	Sales ratio study (assessed value vs sale price)				
7.13	Report on final values which deviated by more than 10% from original draft values				
7.14	Adjust values where necessary				
7.15	Value Finalisation with Final Values, Photographs and sketches available/uploaded to the VRMS (final value per property/final Valuation Roll)				
7.16	Provide Data Extracts in terms of the MPRA (S85), applicable standards and the bid specification	4,173.91		0%	
8	<b>Data collection NON RESIDENTIAL (table 1 cross re to No. 6 Section N Bid Quote)</b>				
8.1	Develop and submit Data Collection methodology	1,913.04	Submitted with Bid	100%	0
8.2	Prepare & submit training manuals & Data collection forms (to be read with annexure D)	3,652.17		0%	
8.3	Collect / Verify and Capture Data (data, digitised building footprints - GIS layer sketches, photos etc); undertake quality assurance in terms of Bid document	356,521.74	In progress. 102/108 schools completed; 1 x Clinic remaining; Centocow complex completed; All business properties completed; approx 40% of farms (south region) completed	47%	132,226.00
8.4	Collect/Verify and Capture Postal Address Data	27,826.09	In progress	32%	6,600.00
8.5	Quality assurance Data Review	3,899.13		0%	
8.6	Maintain data	5,759.13		0%	
8.7	Provide Data Extracts in terms of the MPRA (S85), applicable standards and the bid specification	53,913.04		0%	0
9	<b>Non Residential Valuations (table 1 cross re to No. 6 Section N Bid Quote)</b>				
9.1	Valuations (draft values)	22,086.96		0%	
9.2	Undertake Value Review and Quality Assurance				
9.3	Identify anomalies				
9.4	Report on final values which deviated by more than 10% from original draft values				
9.5	Adjust values where necessary				
9.6	Value Finalisation with Final Values, Photographs and sketches available/uploaded to the VRMS (final value per property/final Valuation Roll)	7,191.30		0%	

Part A, B and C: Deliverables & Work Program				Report	% Complete	Amount
Task ID		Project Budget				
9.4	Provide Data Extracts in terms of the MPRA (S85), applicable standards and the bid specification					
10	<b>Valuation roll</b>	2,869,57			0%	
10.1	Complete and print Final General Valuation Roll certified by the Municipal Valuer, S49 for external printing					
10.2	Upload GV Roll and Objections forms to designated Website	3,353,91			0%	
10.3	Close out report - General Valuation Annexure E (table 1 cross ref to No 5.4)					
10.4	Provision and submission of all General Valuation Roll Data from the general valuation (to the Bid Spec and the MPRA)					
11	<b>Objection/Appeals management</b>					
11.1	Process objections GV Taken from Valuation fee per property. Cashflow provision					
	Record objections in database	3,478,26			0%	
	Respond in writing to objectors					
	Consider objections and adjust value, if appropriate					
	Make available sales evidence in support of decision upon request					
	Provide written reasons for adjustments greater than 10%					
	GIS cadastral layer of objections received with decisions and changes					
	Notify objectors in writing of decision					
	Provide written reasons to objectors for adjustment upon request from objectors					
11.2	Close out Report on objections Annexure F					
11.3	Process Appeals GV Not part of Fixed Bid: Price per Hour Attendance & Review Budget 5 Appeals for cashflow purposes					
	Record appeals in database					
	Make available sales evidence in support of decision upon request					
	Represent the Municipality at Valuation Appeal Board hearings					
	GIS cadastral layer of objections received with decisions and changes					
11.4	Close out report appeals Annexure G (table 1 cross Ref Item 5.8)					
						1,238,475.22
						185,004.00

REPORT ON SUPPLY CHAIN MANAGEMENT FOR THE MONTH OF 30 NOVEMBER 2021-  
DR NKOSAZANA DLAMINI ZUMA MUNICIPALITY

**AUTHOR: CHIEF FINANCE OFFICER (File Ref: Budget and Treasury Office)**

**(1<sup>st</sup> Level : Manco)**

**(2<sup>nd</sup> Level : Finance Committee)**

**(3<sup>rd</sup> Level : Exco)**

**(4<sup>th</sup> Level : Council)**

**1. PURPOSE OF REPORT**

To present the Implementation of the Supply chain management policy to the Committee and Council on purchases made by the municipality for the month ended 30 November 2021.

**2. BACK GROUND**

The Municipal Finance Management Act No 56, 2003 Chapter 11, the municipal supply chain management Regulation, as published in the Government Gazette on 30 May 2005 and the Supply Chain Management Policy as adopted by Council state that a report must be submitted within ten (10) working days of the end of each month to committees and council, in order to create a transparent image to all processes in the Supply Chain Management Division.

**3. LEGAL AND STATUTORY REQUIREMNT**

- o Constitution of Republic of South Africa, Act No 108 of 1996
- o Municipal Finance Management Act, No 56 of 2003
- o Preferential Procurement Policy Framework Act 2017 Section 71
- o Board Based Black Economic Empowerment Amended Act,2013 (Act Non.46 of 2013)
- o Supply Chain Management policy

**4. RANGE OF PROCUMENT**

- 4.1 Orders up to the transaction value of R 1 to R 2000,00
- 4.2 Three written or verbal quotation for procurement of a transaction value between R 2001 to R 10 000,00.
- 4.3 Three different written quotation for procurement between R 10 000,01 to R 30 000,00.
- 4.4 At least three formal quotation written quotes, to be scored on price & targeted goals points designed in terms of the New Preferential Procurement Point Framework Act and regulation's well as the Broad Base Black Economic Empowerment Act for procurement above R 30 000,00 to R 200 000,00.
- 4.5 Bids process for procurement above R 200 000,00

**5. STAFF IMPLICATIONS**

- 5.1 There is no staff implication

**6. BID COMMITTEE SITTINGS**

<b>6.1 Bid Specification Committee</b>	<b>: 3</b>
<b>6.2 Quotation Specification Committee</b>	<b>: 3</b>
<b>6.3 Bid Evaluation Committee</b>	<b>: 4</b>
<b>6.4 Quotation Evaluation Committee</b>	<b>: 3</b>
<b>6.4 Bid Adjudication Committee</b>	<b>: 3</b>

**Note:** The bid committees are expected to sit at least 4 times a month as per SCM calendar.

**7. FINANCIAL IMPLICATION / EXPENDITURE**

<b>7.1 QUOTATION ORDERS</b>	<b>: R 725 606.18</b>
<b>7.2 DEVIATIONS</b>	<b>: R 351 034.66</b>
<b>7.3 IRREGULAR EXPENDITURE</b>	<b>: R 0.00</b>
<b>7.4 FRUITLESS AND WASTEFUL EXPENDITURE</b>	<b>: R 0.00</b>
<b>7.5 UNAUTHORISED EXPENDITURE</b>	<b>: R 0.00</b>
<b>7.6 FUNERAL</b>	<b>: R 13 500.00</b>
<b>7.7 AWARDS BETWEEN R 30 000.00 – 200 000</b>	<b>: R 534 868.60</b>
<b>7.8 AWARDS MORE THAN R 200 000.00</b>	<b>: R 5 581 100.00</b>
<b>7.9 FUEL ORDERS</b>	<b>: R 7 740.00</b>
<b>7.10 TRANSVERSAL CONTRACT</b>	<b>: R 191 295.12</b>
<b>7.11 SUB-CONTRACTS</b>	<b>: R 0.00</b>
<b>7.12 CONTRACTED (PANEL)</b>	<b>: R 4 410 846.95</b>

**8. ANNEXURES**

- 8.1 Annexure "A" – Quotation orders below R 200 000,00
- 8.2 Annexure "B" – Deviation and irregular expenditure
- 8.3 Annexure "C" – Funeral
- 8.4 Annexure "D" – Awards more than R 200 000, 00
- 8.5 Annexure "E" – Fuel orders
- 8.6 Annexure "F" - Fruitless and wasteful expenditure
- 8.7 Annexure "G" – Unauthorised expenditure
- 8.8 Annexure "F" – Transversal Contract

**9. RECOMMENDATIONS**


That Committee and council note this report



**Report Prepared by**

**Miss T Makhanya**

**Senior Acquisition Clerk**



**Reviewed/ and Approved by**

**Miss N Holiwe**

**SCM Manager**

## QUOTATION ORDERS

ORDERS REPORT FOR THE PERIOD OF NOVEMBER 2021 (Annexure A)			
PETTY CASH AND ORDERS BETWEEN R0.01-R2000			
ORDER NUMBER	COMPANY NAME	DESCRIPTION OF SERVICE/GOODS	AMOUNT
7115	Tunimart Travel Agency	Accommodation for Mr SA Radebe attending arbitration for Miss P. Mtolo and 2 others to be held on the 10 November 2021; ( check in-09/11/2021 check out-10/11/2021)	R1,752.51
6791	Ayandambanga Communication	Advertising the inauguration of council	R1,344.78
7223	Tunimart Travel Agency	Accommodation for Miss Xoliswa Khumalo attending LGSETA SDF Forum in Drakensburg (check in-25/11/2021 : Check out-26/11/2021)	R1,152.50
6897	Umbono wengomuso	Procurement of trolley mop buckets 20Litres	R1,640.00
7301	Eyethu 360 Projects	Supply and delivery of laptop bag for Miss K. Mbele	R850.00
7305	Underberg forge	Procurement of lock sets for small boardroom and reception area	R1,022.24
7308	Patads Signs	Procurement of disc stickers with the NDZ zero tolerance to fraud and corruption statement designs	R450.00
7309	SA stationery and Corporate Suppliers	Procurement of tyvek wristband, gold and green	R575.00
7097	Nashua	Callout for Nkwezela library telephones were down	R1,552.50
7098	Nashua	Repair lines at Bulwer community services center	R1,552.50
<b>TOTAL ORDERS</b>			<b>R4,249.79</b>

Opening balance as per the Petty Cash Reconciliation

R222.00

Cash on hand

R222.00

**Closing Purchases (Cash and issued orders)**

**R4,027.79**

VERBAL OR WRITTEN QUOTATIONS BETWEEN R2001--R5000 (Annexure A) FOR NOVEMBER 2021			
Order Numbers	COMPANY NAME	DESCRIPTION OF SERVICES RENDERED	AMOUNT
7116	Tunimart Travel Agency	Accommodation for Mr. J Sondezi and Mr. V. Phoswa (body guard) attending arbitration; check in- 09/11/2021 check out - 10/11/2021)	R3,505.02
7114	Tunimart Travel Agency	Lunch for Mr N. Khubone & Mr S. Radebe attending SAMTRAC training in westville. Dates :- Mr N Khubone; 09/11/2021 - 19/11/2021. Mr S. Radebe 15/11/2021 - 19-11-2021	R3,218.60
7100	Tunimart Travel Agency	Accommodation for Mr M. Sibisi attending arbitration for Miss P. Mtolo & 2 others to be held on the 10th November 2021; Check in - 09/11/2021 check out - 10/11/2021	R1,752.51
7099	Tunimart Travel Agency	Lunch for 5 people attending arbitration for Ms P. Mtolo & 2 others in Durban; Check in 09/11/2021 - check out 10/11/2021	R3,161.13
7210	Tunimart Travel Agency	Accommodation for Mduduzi Mbhele & Vuyisile Zulu attending Live Your Dreams Youth Awards 2021 (Check in : 19/11/2021 Check out : 20/11/2021)	R3,195.01
7211	Tunimart Travel Agency	Accommodation for Mr S. Zaca, Miss T. Magoso and Miss Z. Mtolo attending Live Your Dreams Youth Awards 2021 ; Check in : 19 November 2021 - Check out : 20 November 2021	R3,867.51
7214	Tunimart Travel Agency	Accommodation for Ms A Vanzyl attending MFMP training in Durban ; Check in 21/11/2021 - 24/11/2021	R4,320.00
7221	Tunimart Travel Agency	Accommodation for Ms A Vanzyl attending national LG assets management indaba 2021 in Durban ; Check in 24/11/2021 - 26/11/2021	R3,505.01
7224	Tunimart Travel Agency	Procurement of lunch for wellness games where the municipality will be hosting Richmond local municipality	R2,954.22
7226	Tunimart Travel Agency	Shuttle to transport 2 municipal employees attending MIG/MIS training	R2,190.64
7312	Mkhonzeni Media Productions	Hire of 2 tent for Crafters and artists on Harry Gwala Summer cup 2021 it was held in Bulwer	R3,000.00
7316	Mkhonzeni Media Productions	advisory and community safety meeting was held in Bulwer	R2,445.00
7317	Sanke's Construction cc	Lunch for people attending an internal animal pound training was held in Creighton animal pound	R2,820.00
7306	Sanke's Construction cc	Catering for LED forum was held in Bulwer CSC	R2,250.00
7311	Juta & Company (pty)ltd	Procurement of copy of the amendment of the traffic Act 93/96, issue 58 & 59	R3,040.72
<b>TOTAL ORDERS</b>			<b>R45,225.37</b>

WRITTEN QUOTATIONS ABOVE R5000,01 TO R30 000,00 (Annexure A) FOR NOVEMBER 2021			
Order Numbers	Company Name	DESCRIPTION OF SERVICE RENDERED	AMOUNT
7095	Tunimart Travel Agency	Flight for Ms Z Mlata attending Municipal Finance Management Programme in Johannesburg (Departure-07/12/2021; Reurn-10/12/2021)	R5,252.00
6881	Tunimart Travel Agency	Hire of venue (Full package) for last council meeting that was held in Creighton Hotel (50 Delegates)	R19,167.91
6783	Ayanda Mbanga Communications	Advert: Position for ICT Manager, PA to Senior Manager for Corporate services and Senior Civil Engineering technician on local newspaper.	R16,099.43
6877	Ukuphumelela Trading (Pty) Ltd	Supply and delivery of x4 Plaques for handovers (Creighton Library, nderberg Taxi Rank, Gqumeni Creche and Solokohlo Community Hall)	R8,900.00
6876	Vathisa Liquor and Trading	Supply and delivery of kitchen appliances (1x 230L Fridge, 1x 20L Microwave and 1x 1.8L Cordless kettle) for Donnybrook center (PWBS)	R9,400.00
6821	P&S Diesel Services	Servicing of municipal back-up generator at Creighton Main Office	R19,420.00
6820	Vunokwakhe Construction	Supply and delivery of Medical PPE for municipal employees (10x Medi wipes, 10x 25L Sanitizer 70% Alcohol and 20x Disposable hand paper towel.	R19,100.00
6825	LEE and LUU Trading (Pty) Ltd	Supply and delivery of animal medication	R25,283.58
6826	Drager South Africa	Maintanance of x6 SCBA Cylinders and x6 Backplates	R22,691.80
6818	Anvision Computers	Supply and delivery of 1 laptop for Revenue Officer (Mr NS Mkhize)	R26,185.00
6827	Patrice De St Pern	Branding of 7 municipal vehicles	R15,800.00
7096	Tunimart Travel Agency	Accommodation Mr N.B Khubone attending SAMTRAC training in Durban	R12,780.03
7215	Tunimart Travel Agency	Accommodation for Mr N. Wela, Mr L.B Hlengwa, Ms N.F. Ngcobo, Mr X. Mkhize & Miss P.N. Dlamini attending MFMP; (check in - 21/11/2021 - 24/11/2021)	R23,962.56
6794	Ayanda Mbanga Communications	Advertisement for a panel of internal Audit Services	R7,670.90
7225	Tunimart Travel Agency	Accommodation for Ms J. Radebe, Mr M. Zondi & Ms P. Malinga attending MIS Basic Training ( Check in - 29/11/2021 - 03/12/2021)	R21,030.05
7302	Mazukweni Trading & construction	Procurement of outdoor lights for RT1 building. 6 x 50w Floodlights, 10 x 16w - GR8 twin tube shape CFL club	R9,382.20
7259	Tunimart Travel Agency	Breakfast for innanguration briefing for 50 people and 300 bottled still water for innanguration ceremony to be held at Bulwer hall	R10,125.65
7255	Mpumelicious Trading	Supply and delivery of 10 x 30 kg bags of gromer, 10 x 50kg bags of 2.3.4(30)fertilizer for municipal gardens	R22,600.00
6848	Mhlabane Trading	Supply and delivery of promotional material for municipal libraries. 150 x branded tote tags, 150 x branded pencil cases, 150 x A5 notebooks	R27,750.00
7253	Biazo Civils & Projects	Procurement of laptop and backpack for Miss B.V. Dlamini	R22,425.00
7313	Abenkanyezi Construction and Kitchen	Hire of equipment for fashion designers for Harry Gwala Summer Cup 2021. 1 x Marquee tent (capacity 100 people), 20 Chairs and 2 tables	R2,420.00
6844	Eyethu 360 Projects	Procurement of 3.85m signage for Creighton library and indoors signs (librarian's office, Cyber cafe, study zone, kitchen, EXIT)	R18,800.00
6900	Gugube Holdings (pty) ltd	Procurement of finger lunch for Creighton library reading competition	R10,000.00
6845	Eyethu 360 Projects	Procurement of furniture of Donnybrook parkhome to be used by officials working in the center.	R11,000.00
6840	Eye-geza trading and projects (pty)ltd	Procurement of beads supporting materials . Supporting Intwehle primary	R28,000.00
7254	Inkabi business solutions	Hire of mobile toilets to assist municipal officials working at Donnybrook center (parkhomes) & also provide cleaning services to those toilets (males and females)	R28,500.00
7252	Umkukulu kasgubudu trading	Catering for inauguration. Was held in bulwer	R14,000.00
6847	Umgungu Trading Enterprise	Supply & delivery of paint to be used for painting of Creighton and Himeville pound	R29,499.54

7307	Vathisa Liquor & Trading	Supply & delivery 15 x nails 3 inch, 15 x nails 4 inch, 15 x nails 5inch, plain fence wire 2.5mm x 300m, 2 white water paint 25 litres, 6 x cream white water paint 25 litres	R6,220.00
7257	Vathisa Liquor & Trading	Supply and delivery of office furniture for Mr. N. Khathi. 2 x Visitors Chairs, High back leather office chair, wooden filing cabinet & desk with matching credenza	R29,880.45
6841	Ikhenani Lethu (PTY) Ltd	Hire of 8 x flushable toilets, 1 x 2 pole tent marquee was held at Sani Pass hotel	R10,300.00
6850	Sthunzic (pty)ltd	Supply, delivery and installation of burglar guard at municipal house (MM's) and also spray with brown paint. 7 x single door burglar & 2 x Double door burglar	R26,950.00
6849	SBS Electrical	back-up generator at Creighton main offices and replace 2 102Ah dc batteries	R20,998.82
6842	Kuyenzeka Mawenza (pty)ltd	Supply and delivery of seed and fertilizers, 50 x 25 kg potato seed, 3 x 20 kg fertilizer. Support material for Owambeni Masakhane Projects	R14,000.00
6896	Sizani Dr Trading	Procurement of 7 x A1 clip frames, 1 x wet dry & vacuum cleaner for Creighton library	R5,765.30
6899	Ombhangaza (pty)Ltd	Lunch for Nkwezela library reading competition. 20 people	R5,595.00
6898	Lisakhanyisa Projects	people	R8,400.00
7256	YNY Trading (pty)ltd	Media coordinator for council inauguration. Interviewing the mayor & The MM on their plan for the next 5 years. Taking pictures & reporting live. Attending to media briefings with newly appointed political heads	R26,500.00
7258	LEE and LUU Trading (Pty) Ltd	Supply and delivery of animal feed for municipal pounds	R24,975.80
7303	Nosindilee Construction & Projects	Supply, delivery and installation of fire arm safes, 4 - Bulwer library, 4 - Himeville offices	R9,300.00
<b>TOTAL ORDERS</b>			<b>R676,131.02</b>

**DEVIATION  
IIRREGULAR EXPENDITURE  
FRUITLESS AND WASTEFULL EXPENDITURE  
UNAUTHORISED EXPENDITURE**

## DEVIATION FOR THE MONTH ENDED- 30 NOVEMBER 2021 (ANNEXTURE A)

ORDER NO.	DATE	COMPANY NAME	AMOUNT	DESCRIPTION OF SERVICE	REASON
6765	18/10/2021	WITS SCHOOL OF BUSINESS	R348,000.00	Municipal finance management programme for 2 managers and FMG interns	This was the only institution offering this course in KZN, and 2 managers had to be enrolled as they were approaching the 18th month after their appointments.
7310	19/11/2021	Underberg Veterinary Surgery cc	R3,034.66	Medical service provider for 2 horses that were injured in Himeville pound.	2 horses were injured in our municipal pound so this was an emergency it was not practical to follow SCM Processes.
<b>TOTAL ORDERS</b>			<b>R348,000.00</b>		

## IRREGULAR EXPENDITURE FOR THE MONTH ENDED- 30 NOVEMBER 2021 (ANNEXTURE B)

ORDER NO.	COMPANY NAME	AMOUNT	DESCRIPTION OF SERVICE	REASON
<b>TOTAL ORDERS</b>		<b>R0.00</b>		

## FRUITLESS AND WASTEFUL EXPENDITURE FOR THE MONTH ENDED- 30 NOVEMBER 2021 (ANNEXTURE F)

ORDER NO.	COMPANY NAME	AMOUNT	DESCRIPTION OF SERVICE	REASON

R0.00

## UNAUTHORISED EXPENDITURE FOR THE MONTH ENDED- 30 NOVEMBER 2021 (ANNEXTURE G)

ORDER NO.	COMPANY NAME	AMOUNT	DESCRIPTION OF SERVICE	REASON

R0.00

## MINOR BREACHES

ORDER NO.	COMPANY NAME	AMOUNT	DESCRIPTION OF SERVICE	REASON
		<b>R0.00</b>		

## **FUNERAL SUPPORT**



0000409

**QUOTATION BETWEEN  
R 30 000,01 - R 200 000,00**

9.1 BIDS BELOW R 200 000,00 AWARDED IN THE PERIOD OF NOVEMBER 2021			
COMPANY NAME	SERVICES RENDERED	AMOUNT	PROCUREMENT PLAN
Magudazela Contractors	Supply and delivery of PMU Laptops	R 43,200.00	Yes
Langangelihle General Trading and Projects (Pty) Ltd	Supply and delivery of tyres	R 169,228.60	Yes
Ngenzekile Construction and Projects	Supply and delivery of fire station equipment	R 49,680.00	Yes
Ntshengula Trading Enterprise (Pty) Ltd	Supply and delivery of laundry material	R 92,880.00	Yes
Ntshengula Trading Enterprise (Pty) Ltd	Supply and delivery of plants	R 64,880.00	Yes
Abenkanyezi Construction and kitchen	Service provider to prune crown lift pollarding and removal of dead wood	R 115,000.00	Yes
<b>TOTAL</b>		<b>R 534,868.60</b>	

0000501

**AWARDS ABOVE R 200 000,00**

## 9.1 BIDS ABOVE R 200 000,00 AWARDED IN THE PERIOD OF NOVEMBER 2021

COMPANY NAME	SERVICES RENDERED	AMOUNT	PROCUREMENT PLAN
Shear Group	Construction of Sdangeni Bridge-Ward 04	R 4,295,082.00	Yes
Ntando Company Trading (Pty) Ltd	Renovation of Mwaneni Community Hall	R 474,265.00	Yes
Mabhaghan Construction and Projects (Pty) Ltd	Supply and delivery of ride-on mowers and brush cutters	R 216,160.00	Yes
Ntshengula Trading Enterprise	Supply and delivery of 10 waste skip bins	R 455,193.00	Yes
Lanrec (Pty) Ltd	Construction of 3 municipal guard houses	R 140,400.00	Yes
<b>TOTAL</b>		<b>R 5,581,100.00</b>	

0000503

## FUEL ORDERS

<b>PETROL ORDERS FOR PERIOD OF NOVEMBER 2021</b>			
<b>ORDER NUMBERS</b>	<b>COMPANY NAME</b>	<b>DESCRIPTION OF SERVICES RENDERED</b>	<b>AMOUNT</b>
7217	Lustad and Johnson	Procurement of petrol for brush cutters to be used at creighton center	R1,935.00
7220	Lustad and Johnson	Procurement of Petrol for brush catters to be used at Himeville	R1,935.00
7219	Lustad and Johnson	Procurement of petrol for brush cutters to be used at Underberg center	R1,935.00
7218	Lustad and Johnson	Procurement of petrol to be used for brush catter at Donnybrook	R1,935.00
<b>TOTAL ORDERS</b>			<b>R7,740.00</b>

0000505

# TRANSVERSAL CONTRACT

<b>TRANSVERSAL ORDERS (Annexure A) FOR NOVEMBER 2021</b>			
<b>ORDER NO.</b>	<b>COMPANY NAME</b>	<b>SERVICE</b>	<b>AMOUNT</b>
6973	Bidvest macCarthy Isuzu	Procurement of 3 double cab (4x4)	R2,162,055.01
6792	MOBILE TELEPHONE NETWORKS	Procurement of tablets for new council	R191,295.12
<b>TOTAL ORDERS</b>			<b>R191,295.12</b>

## **SUB-CONTRACTS**

## SUBCONTRACTS FOR THE MONTH ENDED NOVEMBER 2021

COMPANY NAME	SERVICES RENDERED	AMOUNT	PROCUREMENT PLAN
TOTAL		-	

0000509

**PANEL- CONTRACTED**

<b>FORMAL WRITTEN QUOTATIONS FOR PANELS (CONTRACTS) FOR THE MONTH OF NUMBER 2021</b>			
<b>Order Numbers</b>	<b>Company Name</b>	<b>DESCRIPTION OF SERVICE RENDERED</b>	<b>AMOUNT</b>
7204	Shemuntu and Son's (Pty) Ltd	Service provider to unblock septic tank - Creighton main office	R12,075.00
7205	Shemuntu and Son's (Pty) Ltd	Service provider to unblock septic tank - Creighton main office	R13,800.00
7121	Mahlubi Transport and plant Hire	Construction of Mkopoli Access Roads in ward 13	R351,210.00
7120	Mahlubi Transport and plant Hire	Construction of Access Roads in ward 12	R336,605.00
7119	Mahlubi Transport and plant Hire	Construction of access road in ward 11	R366,275.00
7118	Mahlubi Transport and plant Hire	Construction of Ezakhisweni access road in ward 10	R329,532.00
7117	Mahlubi Transport and plant Hire	Construction of access roads in ward 09	R395,025.00
7126	Mahlubi Transport and plant Hire	Construction of Access roads in ward 08	R373,347.50
7125	Mahlubi Transport and plant Hire	Construction of access roads in ward 06	R373,807.00
7123	Mahlubi Transport and plant Hire	Construction of access roads in ward 3	R417,622.00
7124	Mahlubi Transport and plant Hire	Construction of Ntshiza access roads in ward 2	R329,532.00
7122	Mahlubi Transport and plant Hire	construction of access road in ward 15	R365,815.00
7127	Kerush Transport	Hire of excavator and roller to work in himeville transfer station for 15 days	R160,997.70
7133	Ziphelele Planning and Environmental Consultancy	Develop subdivision layout for Bulwer town	R580,203.75
7304	Ikhenani Lethu	Honey sucking services for Jabulani Community Hall	R5,000.00
			<b>R4,410,846.95</b>



Main Street  
Creighton, 3263

P.O Box 62  
Creighton 3263

Phone: +27 39 833 1038  
Fax: +27 39 833 1539/1179  
Email: [mailbox@ndz.gov.za](mailto:mailbox@ndz.gov.za)

---

A Better Place for All

## COMMITMENTS REGISTER FOR THE MONTH END 30/11/2021 (BELOW 30 000)

0000511


DR NKOSAZANA DLAMINI ZUMA LOCAL MUNICIPALITY  
COMMITMENTS FOR THE MONTH END 30/11/2021 (BELOW 30 000.00)

Order no.	Supplier	Description	Order amount	excluding VAT	VAT	Total amount
6259	Asibambisane occupational health services	Service of medical assessment and give an opinion on the state of health of three municipal employees	12,000.00	12,000.00	None	12,000.00
6857	Asiphingcebo trading (pty)ltd	Procurement of large hyforks	2,000.00	2,000.00	None	2,000.00
6407	Aldabri 106 institute for quality	Skills development facility training for 2 officials	26,400.00	26,997.00	None	26,400.00
6670	Bulwer trading store	Funeral support for bhekizwe msomi in ward 09	1,500.00	1,500.00	None	1,500.00
6926	Bulwer trading store	Funeral support for Phoswa family in ward 15	1,500.00	1,500.00	None	1,500.00
6920	Bulwer trading store	Funeral support for Ntshiza family	1,500.00	1,500.00	None	1,500.00
6907	Bulwer trading	Funeral support for Radebe family in ward 07	1,500.00	1,500.00	None	1,500.00
6908	Bulwer trading	Funeral support for Mndaweni family in ward 13	1,500.00	1,500.00	None	1,500.00
6909	Bulwer trading	Funeral support for Memela family in ward 09	1,500.00	1,500.00	None	1,500.00
6912	Bulwer trading	Funeral support for Dlamini family in ward 07	1,500.00	1,500.00	None	1,500.00
6913	Bulwer trading	Funeral support for Kheswa family in ward 07	1,500.00	1,500.00	None	1,500.00
6914	Bulwer trading	Funeral support for Maphanga family in ward 07	1,500.00	1,500.00	None	1,500.00
6911	Bulwer trading	Funeral support for Madonda family in ward 10	1,500.00	1,500.00	None	1,500.00
6910	Bulwer trading	Funeral support for Zondi family in ward 07	1,500.00	1,500.00	None	1,500.00
6875	Bulwer trading store	Funeral support for Memela family in ward 12	1,500.00	1,500.00	None	1,500.00
7070	Bulwer trading store	Funeral support for Ntshangase family who was residing under cllr WN Khumalo	1,500.00	1,500.00	None	1,500.00
7222	Bulwer trading store	Funeral support for Shelembe family in ward 09	1,500.00	1,500.00	None	1,500.00
7212	Bulwer trading store	Funeral support for Dlamini family in ward 02	1,500.00	1,500.00	None	1,500.00
7213	Bulwer trading store	Funeral support for Majola family in ward in ward 07	1,500.00	1,500.00	None	1,500.00
7206	Bulwer trading store	Funeral support for Tshangaza family in ward 13	1,500.00	1,500.00	None	1,500.00
7208	Bulwer trading store	Funeral support for Hlela family in ward 09	1,500.00	1,500.00	None	1,500.00

00000512

7207	Bulwer trading store	Funeral support for Nyide family in ward 06	1,500.00	1,500.00	1,500.00	None	1,500.00
7201	Bulwer trading store	Funeral support for Ngcobo family in ward 06	1,500.00	1,500.00	1,500.00	None	1,500.00
7202	Bulwer trading store	Funeral support for Ntshela family in ward 07	1,500.00	1,500.00	1,500.00	None	1,500.00
7253	Biazo civils and projects	Procurement of laptop and a backpack for Miss B.V Dlamini	22,425.00	22,425.00	22,425.00	None	22,425.00
6828	Bidvest waltons	Procurement of laptop for Miss M Nkabane	21,201.39	18,435.99	18,435.99	2,765.40	21,201.39
6835	Bidvest waltons	Procurement of laptop for Miss L Mhlophe	17,756.00	15,440.00	15,440.00	2,316.00	17,756.00
6826	Drager South Africa	6L/300 bar steel cylinder service exchange	22,691.80	19,732.00	19,732.00	2,959.80	22,691.80
6845	Eyethu 360 projects	Procurement of furniture for donnybrook parkhomes	11,000.00	11,000.00	11,000.00	None	11,000.00
6844	Eyethu 360 projects	Supply and delivery of signage boards for creighton library	18,800.00	18,800.00	18,800.00	None	18,800.00
7301	Eyethu 360 projects	supply and delivery of laptop bag for Miss K Mbhele	850.00	850.00	850.00	None	850.00
6465	Government printing works	Notice on the provincial gazette for the establishment of an external body to serve as Dr NDZ local municipality appeals authority	504.40	438.61	438.61	65.79	504.40
6767	Intwenhle bead work	Training for 15 crafters at centocow and bulwer art centre	9,800.00	800.00	800.00	None	9,800.00
6712	Matthew francis incorporated	attorneys to facilitate soliciting of a court order to auction livestock at the animal pound	12,000.00	10,434.78	10,434.78	1,565.22	12,000.00
6830	Madoni holdings (pty)ltd	Procurement of camera, 9 banners and 2 tripods for communications unit	14,033.20	14,033.20	14,033.20	None	14,033.20
6859	Nu-print	Printing of receipt book and purchase of glue stick	5,164.08	3,345.50	3,345.50	501.83	5,164.08
7303	Nosindilee construction and projects	Supply , delivery and installation of fire arms safes	9,300.00	9,300.00	9,300.00	None	9,300.00
7097	Nashua	pabx callout for Nkwezela library	1,552.50	1,350.00	1,350.00	202.50	1,552.50
7308	Patads signs	Disk stickers with the NDZ zero tolerance to fraud and corruption statement design	450.00	450.00	450.00	None	450.00
6890	Shilo supplies	Procurement of office stamps	1,840.00	1,840.00	1,840.00	None	1,840.00

6896	Sizani dr trading	Procurement of A1 clip frames and vacuum cleaner for creighton library	5,765.30	5,013.30	752.00	5,765.30
7309	S.A stationery and corporate supplies	Purchase of tyvek wristbands	575.00	500.00	75.00	575.00
6897	Umbono wengomsa	Procurement of trolley mop bucket	1,640.00	1,640.00	None	1,640.00
7257	Versatile office furniture	Supply and delivery of office furniture for Mr N Khathi	29,880.45	25,983.00	3,897.45	29,880.45
7225	Tunimart travel agency	Accommodation for Ms J Radebe, Mr M Zondi and Ms P Malinga attending MIS basic training	21,030.50	18,030.40	2,743.10	21,030.50
7223	Tunimart travel agency	Accommodation for Miss X Khumalo attending LGSETA SDF forum in drakensburg	1,152.50	1,002.17	150.33	1,152.50
7224	Tunimart travel agency	Lunch for the wellness games	2,954.22	2,568.89	385.33	2,954.22
7226	Tunimart travel agency	Shuttle service for two officials attending MIG/ MIS training	2,190.64	1,904.90	285.74	2,190.64
			306,456.98	277,814.74	18,665.49	306,456.98

DATE : 30/11/2021  
 Prepared By:   
 Ms K Mbhele  
 Reviewed By: .....  
 Mr TM Ngcobo  
 Approved by .....  
 N Holiwe

**REPORT ON OUTSTANDING ORDERS AND INVOICES  
CONTRACTED SERVICES**

ORDER NO.	COMPANY NAME	DESCRIPTION	ISSUED DATE	INVOICE DATE	OUTSTANDING INVOICE AMOUNT	STATUS OF INVOICE
6794	Ayanda mbanga communication	Advertisement for a panel of internal audit services	26/11/2021	30/11/2021	7 670.90	None Submitted to expenditure
6791	Ayanda mbanga communication	Advert for the inaugural of council meeting	12/11/2021	16/11/2021	1344.78	None Submitted to expenditure
7222	Bulwer trading store	Funeral support for Shelemebe family in ward 09	25/11/2021	Not yet received	None	1500
7212	Bulwer trading store	Funeral support for Dlamini family in ward 02	19/11/2021	Not yet received	None	1500
7213	Bulwer trading store	Funeral support for Majola family in ward 07	19/11/2021	Not yet received	None	1500
7206	Bulwer trading store	Funeral support for Tshangaza family in ward 13	17/11/2021	Not yet received	None	1500
7208	Bulwer trading store	Funeral support for Helela family in ward 09	17/11/2021	Not yet received	None	1500
7207	Bulwer trading store	Funeral support for Nyide family in ward 06	17/11/2021	Not yet received	None	1500
7201	Bulwer trading store	Funeral support for Ngcobo family in ward 06	11/11/2021	Not yet received	None	1500
7202	Bulwer trading store	Funeral support for Ntshela family in ward 07	11/11/2021	Not yet received	None	1500
7304	Ikhenani lethu (pty)ltd	Honey sucking service for Jabulani community hall	11/11/2021	Not yet received	None	5000
7219	Lusted and Johnson	Purchase of diesel to be used at underberg centre	24/11/2021	24/11/2021	1935	None Submitted to expenditure
7220	Lusted and Johnson	Procurement of diesel for brush cutters to be used at himeville	24/11/2021	24/11/2021	1935	None Submitted to expenditure
7217	Lusted and Johnson	Procurement of petrol for brush cutters to be used at creighton centre	24/11/2021	24/11/2021	1935	None Submitted to expenditure
7218	Lusted and Johnson	Procurement of petrol to be used at Donnybrook centre	24/11/2021	Not yet received	None	1,552.50
7097	Nashua	paab callout for Nkwezela library	8/11/2021	Not yet received	None	1,552.50
7205	Shermuntu and sons (pty)ltd	Honey sucking service for creighton main office	16/11/2021	23/11/2021	13800	None Submitted to expenditure
7204	Shermuntu and sons (pty)ltd	Service provider to unblock septic tank at creighton main office	16/11/2021	23/11/2021	12075	None Submitted to expenditure
7215	Tunimart travel agency	Accommodation for Mr N Welela, Mr L Hlangwa, Ms N F Ngcobo Mr X Mkhize and Miss P.N Dlamini attending MFMP programme in Durban	19/11/2021	25/11/2021	23962.56	None Submitted to expenditure
7225	Tunimart travel agency	Accommodation for Mrs J Radebe, Mr M Zondi and Mrs P Malinga attending MIS basic training	29/11/2021	Not yet received	None	21030.05
7145	Tunimart travel agency	Miss P Mtolo	9/11/2021	15/11/2021	1752.51	None Submitted to expenditure
7223	Tunimart travel agency	Accommodation for Miss X Khumalo attending LGSETA SDF forum in drakensburg	25/11/2021	Not yet received	None	1152.5
7116	Tunimart travel agency	Accommodation for Mr J Sondazi and Mr V Phoswa attending arbitration	9/11/2021	15/11/2021	3505.02	None Submitted to expenditure
7114	Tunimart travel agency	Lunch for Mr N Khubone and Sibusiso Radebe attending samtrac training in westville	9/11/2021	23/11/2021	3218.6	None Submitted to expenditure
7100	Tunimart travel agency	Accommodation for Mr Msibisi attending arbitration For Miss P Mtolo and 2 others	9/11/2021	15/11/2021	1752.51	None Submitted to expenditure
7099	Tunimart travel agency	Lunch for 5 people attending arbitration for ms P Mtolo in Durban	9/11/2021	15/11/2021	3161.13	None Submitted to expenditure
7210	Tunimart travel agency	Accommodation for M M Mbhele and Miss V Zulu attending live your dream youth awards 2021	19/11/2021	26/11/2021	3195.01	None Submitted to expenditure
7211	Tunimart travel agency	Accommodation for Mr S Zaca Ms T Magosa and Ms Z Mtolo attending live your dream youth awards 2021	19/11/2021	26/11/2021	3867.51	None Submitted to expenditure
7214	Tunimart travel agency	Accommodation for Ms A Van Zyl attending MFMP training in Durban	19/11/2021	26/11/2021	4320	None Submitted to expenditure
7093	Tunimart travel agency	Accommodation for Ms A Van Zyl attending national LG asset management Indaba 2021	24/11/2021	30/11/2021	3505.01	None Submitted to expenditure

7224 Tunimart travel agency	Lunch for the wellness games	26/11/2021	Not yet received	None	2954.22	
7226 Tunimart travel agency	Shuttle service for two officials attending MIG/ MIS training	30/11/2021	Not yet received	None	2190.54	
7096 Tunimart travel agency	Accommodation for Mr N.B Khubone attending samtrac training in Durban	3/11/2021	23/11/2021	12780.03	None	Submitted to expenditure
7259 Tunimart travel agency	Breakfast for Innauguration briefing for 50 people	19/11/2021	30/11/2021	10125.65	None	Submitted to expenditure

Date : 30/11/2021

Prepared by 

Miss K Mbhele :

Reviewed by : TM Ngcobo

Approved by

Miss N hclilwe :

REPORT ON OUTSTANDING INVOICES AND ORDERS  
ONCE OFF SERVICES

ORDER NO	COMPANY NAME	DESCRIPTION	AMOUNT	ORDER ISSUED DATE	EXPECTED DELIVERY DATE	DEADLINE MET(YES/NO)	INVOICE DATE	VOICED AMOUNT	OUTSTANDING INVOICE AMOUNT	STATUS OF INVOICE
7313	Abenkanyezi construction and kitchen	Hire of marquee tent, 20 chairs and 2 tables for fashion designers for harry gwala summer cup	2,420.00	26/11/2021	27/11/2021	Yes	30/11/2021	2,420.00	None	Submitted to expenditure
7253	Biazo civils and projects	Procurement of laptop and a backpack for Miss B.V Dlamini	22,425.00	11/11/2021	26/11/2021	Yes	Not yet received	None	22,425.00	
6940	Eyegaza trading and projects	Procurement of beads supporting material for intwenhle primary school	28,000.00	4/11/2021	15/11/2021	Yes	29/11/2021	28000	None	Submitted to expenditure
6845	Eyethu 360 projects	Procurement of furniture for donnybrook parkhomes	11,000.00	4/11/2021	19/11/2021	Yes	Not yet received	None	11000	
6844	Eyethu 360 projects	Supply and delivery of signage boards for creighton library	18,800.00	1/11/2021	18/11/2021	Yes	Not yet received	None	18800	
7301	Eyethu 360 projects	supply and delivery of laptop bag for Miss K Mbhele	850.00	9/11/2021	19/11/2021	Yes	Not yet received	None	850	
6900	Gugube holdings (pty)ltd	Lunch for creighton library for reading competition	10,000.00	10/11/2021	11/11/2021	Yes	30/11/2021	10,000.00	None	Submitted to expenditure
6841	Ikenani lethu (pty) ltd	Hire of Flushable toilets and 2 pole tent for sanl staggerer marathon	10,300.00	4/11/2021	20/11/2021	Yes	29/11/2021	10,300.00	None	Submitted to expenditure
7254	inkabi business solutions	Hire of mobile toilets to assist municipal officials working at donnybrook centre (park homes)	28,500.00	16/11/2021	18/11/2021	Yes	27/11/2021	28,500.00	None	Submitted to expenditure
7311	Juta and company (pty) ltd	Procurement of copy of the amendments of the national road traffic ACT 93/96	3,040.72	19/11/2021	3/12/2021	Yes	Not yet received	None	3,040.72	
6842	Koyenzela mawenza (pty)ltd	Supply and delivery of seeds and fertilizers	14,000.00	4/11/2021	18/11/2021	Yes	26/11/2021	None	None	Submitted to expenditure
7258	Lee and Luu trading	Supply and delivery of animal feed for municipal pound	24,975.80	19/11/2021	24/11/2021	Yes	24/11/2021	24,975.80	None	Submitted to expenditure
6898	Usakanyisa projects	Lunch for 20 people attending bulwer library reading competition	8,400.00	8/11/2021	9/11/2021	Yes	16/11/2021	8,400.00	None	Submitted to expenditure
7316	Mkholwa media production	Lunch for disaster management advisory and community safety meeting	2,445.00	20/11/2021	1/12/2021	Yes	Not yet received	None	2,445.00	
7312	Mkholwa media production	Hire of two pole tent for crafters and artists on harry gwala summer cup	3,000.00	26/11/2021	27/11/2021	Yes	Not yet received	None	3,000.00	
7255	Impumelicou trading	Supply and delivery of 10 bags of groomer and 10 bags of fertilizer	22,600.00	16/11/2021	30/11/2021	Yes	Not yet received	22,600.00	None	Submitted to expenditure
6848	Mhlabane trading	Supply and delivery of promotional material for municipal libraries	27,750.00	9/11/2021	23/11/2021	Yes	29/11/2021	27,750.00	None	Submitted to expenditure
7302	Mazukweni trading and construction	Procurement of outdoor lights for ATI building	9,382.20	9/11/2021	17/11/2021	Yes	20/11/2021	9,382.20	None	Submitted to expenditure
7303	Nosindilee construction and projects	Supply , delivery and installation of fire arms safes	9,300.00	11/11/2021	25/11/2021	Yes	Not yet received	None	9,300.00	
6899	Ombhangaza (pty)ltd	Lunch for nkwezela library reading competition	5,595.00	9/11/2021	10/11/2021	Yes	12/11/2021	5,595.00	None	Submitted to expenditure
7256	YNY trading (pty)ltd	Media co-ordinator for council inauguration	26,500.00	19/11/2021	22/11/2021	Yes	30/11/2021	26,500.00	None	Submitted to expenditure
7308	Patada signs	Disk stickers with the NOZ zero tolerance to fraud and corruption statement design	450.00	18/11/2021	30/11/2021	Yes	Not yet received	None	450.00	
6895	Sizani dr trading	Procurement of A1 clip frames and vacuum cleaner for creighton library	5,765.30	8/11/2021	22/11/2021	Yes	Not yet received	None	5,765.30	
7317	Sanke's construction cc	Lunch for people attending an internal animal pound staff training	2,820.00	29/11/2021	30/11/2021	Yes	Not yet received	None	2,820.00	



0000519



Main Street  
Creighton, 3263

P.O Box 62

Creighton 3263

Phone: +27 39 833 1038

Fax: +27 39 833 1179

Email: mailbox@ndz.gov.za

[www.ndz.gov.za](http://www.ndz.gov.za)

**DR NKOSAZANA DLAMINI ZUMA MUNICIPALITY**


**SUPPLY CHAIN MANAGEMENT PROGRESS REPORT FOR 30 NOVEMBER 2021**

*A Better Place for All*

SUPPLY CHAIN MANAGEMENT					
PROCUREMENT PLAN IMPLEMENTATION REPORT/ BIDS AND QUOTATION PROGRESS REPORT FOR NOVEMBER 2021					
Description	Bid No	Closing Date	Target	Status	Comment
Supply of steel waste skip bins 11m3 and 6m3	PWBS- B029/20/21	01 October 2021	Oct 21	Awarded	
Supply and delivery of mobile kitchen	COMM-Q043/20/21	08 October 2021	Nov 21	Quotation evaluation	has been evaluated
Hosting of emails and website for a period of 3 years	CORP-BO44/20/21	20th September 2021	Sep 21	Bid Evaluation	
Anti-corruption workshop	MM-Q051/20/21		Sep 21		End-user to request the office of the Premier to conduct training
CONSTRUCTION OF 2 SEPTIC TANKS	PWBS-Q003/21/22	02 November 2021	January 2021	Quotation evaluation	has been evaluated
SUPPLY AND DELIVERY OF CONCRETE PIPES	PWBS-Q004/21/22	31 August 2021	Nov 21	awarded	
SUPPLY AND DELIVERY OF PWBS TOOLS	PWBS-Q005/21/22	05 August 2021	Nov 21	Awarded	
SUPPLY AND DELIVERY OF FIREARMS	COMM-Q007/21/22	22 September 2021	Nov 21	Readvert	
SUPPLY AND DELIVERY OF DRONE	COMM-Q008/21/22	11 October 2021	Nov 21	readversid and evaluated	
SUPPLY AND DELIVERY OF FIRE STATION EQUIPMENT	COMM-Q009/21/22	31 August 2021	Oct 21	awarded	
SUPPLY AND INSTALLATION OF PERSPEX DIVIDERS FOR DLTC's	COMM-Q010/21/22	31 August 2021	Nov 21	Awarded	
SUPPLY AND DELIVERY OF PLANTS	PWBS-Q011/21/22	31 August 2021	Oct 21	Awarded	
CONSTRUCTION OF SDANGENI BRIDGE ROAD	PWBS-B010/21/22	06 August 2021	Aug 21	Awarded	
PANEL OF 5 DEBT COLLECTION AGENCIES FOR A PERIOD OF 36 MONTHS	BTO-B012/21/22	27 September 2021	Dec 21	all service providers were non-compliant	The Municipality will use service providers on transversal contract.
SUPPLY AND INSTALLATION OF SERVER AND STORAGE ENVIROMENT REFRESH	CORP-B15/21/22		Nov 21		On hold waiting for the end-user to proceed with advert
PANEL OF 3 VETERINARY MEDICAL SERVICES (ANIMAL DOCTORS)	COMM-B016/21/22	01 November 2021	Not specified	No response	to be readvertised
UNDERBERG ASPHALT ROAD	PWBS-B017/21/22	10 September 2021	Aug 21		to be re-advertised(waiting for revised specification from end user department)
HIMEVILLE ASPHALT ROAD	PWBS-B018/21/22	10 September 2021	Mar 22		to be re-advertised(waiting for revised specification from end user department)
SERVICE PROVIDER TO MAINTAIN AIRCONDITIONER FOR NDZ MUNICIPALITY	PWBS-B019/21/22		on going		ONHOLD
SERVICE PROVIDER FOR PRINTING AND POSTING STATEMENT OF ACCOUNTS (3 YEARS CONTRACT)	BTO-B020/21/22	27 September 2021	January 2022	non responsive	to be readvertised
SERVICE PROVIDER TO PROVIDE SECURITY SERVICES TO THE DR NKOSAZANA DLAMINI ZUMA MUNICIPALITY FOR A PERIOD OF 36 MONTHS	CORP-B021/21/22	28 September 2021	Aug 20	Adjudication	
PANEL OF FIVE SERVICE PROVIDERS FOR MEDIA CO-ORDINATORS FOR A PERIOD OF 3 YEARS (36 MONTHS)	MM-B022/21/22	01 November 2021	Mar 22	Bid evaluation	
A PANEL OF 4 SERVICE PROVIDERS TO SUPPLY AND DELIVER LAPTOPS, DESK TOPS AND OTHER ICT ACCESSORIES FOR A PERIOD OF 3 YEARS	CORP-B023/21/22	11 October 2021	Dec 21	Bid evaluation	
CONSTRUCTION OF THREE GUARD HOUSES	PWBS-B024/21/22	30 September 2021	Dec 21	Awarded	
RENOVATIONS FOR MWANENI COMMUNITY HALL	PWBS-B025/21/22	24 September 2021	Dec 21	Awarded	
DRIVING SCHOOL TRAINING FOR 35 PEOPLE	COMM-Q014/21/22	04 November 2021	Nov 21	Awarded	
REPAIRS ON A STEAM LOCOMOTIVE AND ROLLING STOCK WAGONS	COMM-Q015/21/22	28 September 2021	Not specified	Re-advertised	On hold until the train is diagnosed and assessed
FEASIBILITY STUDY AND BUSINESS PLAN OF A FRESH PRODUCE MARKET	COMM-Q016/21/22	28 September 2021	Dec 21	non responsive	readvertised

SERVICE PROVIDER TO CONDUCT FEASIBILITY STUDY AND BUSINESS PLAN ON RAIL TOURISM ACTIVITIES	COMM-Q017/21/22	28 September 2021	Dec 21	Awarded	
SUPPLY AND DELIVERY OF SIGN BOARDS	PWBS-Q018/21/22	15 November 2021	Nov 21	evaluation	
Zakhisweni access road (1 Killometer - Ward 1)			Aug 21	Awarded	
Ntshiza access road (1 Killometer - Ward 2)			Aug 21	Awarded	
Valleyview access road (1 Killometer - Ward 3)			Aug 21	Awarded	
Phayindani access road (1 Killometer - Ward 4)			Aug 21	Awarded	
Mathubeni access road (1 Killometer - Ward 5)			Aug 21	Awarded	
Mayville access road (1 Killometer - Ward 6)			Aug 21	Awarded	
1 Killometer - Ward 7			Aug 21	Awarded	
Sbhalo access road (1 Killometer - Ward 8)			Aug 21	Awarded	
Tafuleni access road (1 Killometer - Ward 9)			Aug 21	Awarded	
Zakhisweni (1 Killometer - Ward 10)			Aug 21	Awarded	
Mvuleni access road 9 (1 Killometer - Ward 11)			Aug 21	Awarded	
Malephula access road (1 Killometer - Ward 12)			Aug 21	Awarded	
Mkopoli access road (1 Killometer - Ward 13)			Aug 21	Awarded	
Memeza access road (1 Killometer - Ward 14)			Aug 21	Awarded	
Magwiyane access road (1 Killometer - Ward 15)			Aug 21	Awarded	
Procurement of Anti Virus External Computer Service-Software Licences			Nov 21	Quotation evaluation	
Fire Extinguish Equipment	CORP-063/20/21	24 May 2021	on going		no submission from the end user
Procurement of GPS Equipment			October	readvertised	Non-compliance
Procurement of Transport assets			Not specified	No Request submitted	End user still busy with specification
Plant and equipment			Not specified	Transversal contract RT 56	
Paving and Parking			Nov 21	Awarded	
			Jun 21		to be advertised
Creighton CBD Infrastructure Upgrade			22 Mar		panel of consultants have been appointed to do designs
Bulwer CBD Infrastructure Upgrade			Mar 22		panel of consultants have been appointed to do designs
Storm Water Pipes			Not specified		waiting for a complete spec from the end-user
Bulwer Asphalt Road Phase 8			Mar 22		panel of consultants have been appointed to do designs
Makawusane Sports field Phase 2			Aug 21		panel of consultants have been appointed to do designs
Intallation of Himeville T Station weighbridge	PWBS- B026/21/22	18 October 2021	Jan 21	Bid evaluation	
Installation of Himeville T Station Shredder			Not specified	memo submitted without specification	requested specification
Carport covers			Dec 21		request to be submitted
Installation of dumpsite liner (HDPE)			Jan 22		request to be submitted
Landfill development			Ongoing	panel of environmental consultants have been appointed	request to be submitted
Cemetry development			Ongoing	panel of environmental consultants have been appointed	request to be submitted
Bulwer Landfill Closure and Rehabilitation			Jan 22	panel of environmental consultants have been appointed	request to be submitted
Street light/high mast (Bulwer and Donnybrook)			Apr 22		request to be submitted

Parks, Cemeteries and waste disposal sites Toilets			May 22	ONHOLD	ONHOLD
Construction of Storeroom			Jan 22	request to be submitted	Specification to be submitted
Firearm Safes			Nov 21	Order issued	
Procurement of Computer Server				No Request submitted	End user still busy with specification
SERVICE PROVIDER TO DESIGN CAR WASH LAYOUT PLANS	COMM-Q029/21/22	14 October 2021	Dec 21	Quotation evaluated	
Extension of Grazing Land			Jun 22	No Request submitted	End user still busy with specification
Purchase of Furniture making Property			Jun 22	No Request submitted	End user still busy with specification
Underberg CBD infrastructure Upgrade			Mar 22		panel of consultants have been appointed to do designs
Hlabeni Community Hall			Mar 22		panel of consultants have been appointed to do designs
PABX (Telephone management system)			Not specified	end-user to submit request	end- user to submit request
SUPPLY,INSTALLATION & DELIVERY OF PWBS OFFICE EQUIPMENT	PWBS-Q019/21/22	08 October 2021	Dec 21	awarded	
SUPPLY AND DELIVERY OF TYRES	COMM-Q020/21/22	08 October 2021	Dec 21	awarded	
SUPPLY AND DELIVERY OF LAUNDRY MATERIAL	COMM-Q021/21/22	08 October 2021	Dec 21	Awarded	
SUPPLY AND DELIVERY OF SOUND SYSTEM	COMM-Q022/21/22	08 October 2021	Dec 21	Process to be awarded	
SERVICE PROVIDER TO CONDUCT ELECTRICAL MAINTENANCE	PWBS-Q023/21/22	08 October 2021	Dec 21	negotiation	
SERVICE PROVIDER TO CONDUCT BASIC SEWING SKILL TRAINING	COMM-Q24/21/22	14 October 2021	Dec 21	non responsive	re-advertised
SUPPLY AND DELIVERY OF AGRICULTURAL EQUIPMENT	COMM-Q025/21/22	14 October 2021	Dec 21	evaluation	
SUPPLY AND DELIVERY OF PMU LAPTOPS	PWBS-Q026/21/22	14 October 2021	Dec 21	evaluation	
SUPPLY AND DELIVERY OF PIGGERY FEED	PWBS-Q027/21/22	14 October 2021	Dec 21	evaluation	
FOOD PREPARATION AND COOKING TRAINING	COMM-Q028/21/22	14 October 2021	Dec 21	evaluation	
SERVICE PROVIDER TO CONDUCT A FORENSIC INVESTIGATION	CORP-Q030/21/22	14 October 2021		ONHOLD	ONHOLD
SUPPLY AND DELIVERY OF BODY MAKEUP	COMM-Q032/21/22	04 November 2021	Dec 21	evaluation	
SERVICE PROVIDER TO CONDUCT TRAINING IN COMMUNICATION ,INTERPERSONAL AND CONFLICT MANAGEMENT PRINCIPLES	CORP-Q034/21/22		Aug 21		On hold until HOD approve
SERVICE PROVIDER TO CONDUCT BASIC COMPUTER TECHNOLOGY TRAINING	CORP-Q033/21/22		Aug 21		On hold until HOD approve
WI-FI INSTALLATION			on going		To be advertised
PANEL OF FIVE INTERNAL AUDIT SERVICE PROVIDER FOR THREE YEARS	MM-B027/21/22			Advertised	
SERVICE PROVIDER TO CONDUCT A FORENSIC INVESTIGATION	CORP-Q030/21/22		Oct 21	Evaluation	
SUPPLY AND DELIVERY OF ANTI VIRUS	CORP-Q031/21/22		Nov 21	Evaluation	
SUPPLY AND DELIVERY OF BODY MAKE UP	COMM-Q032/21/22		Oct 21	Evaluation	
SERVICE PROVIDER TO CONDUCT BASIC COMPUTER TECHNOLOGY TRAINING	CORP-Q033/21/22		Jan 22	Onhold	Onhold until HOD approves
SERVICE PROVIDER TO CONDUCT TRAINING IN COMMUNICATION ,INTERPERSONAL AND CONFLICT MANAGEMENT PRINCIPLES	CORP-Q034/21/22			Onhold	Onhold until HOD approves
CONSTRUCTION OF CEMETERY DRIVEWAY PAVING	PWBS-Q035/21/22	29 November 2021	Jan 21	Evaluation	
SUPPLY,INSTALLATION & DELIVERY OF NETWORK ACCESS POINT AND WI-FI POINTS	CORP-Q036/21/22	23 November 2021	Jan 21	Evaluation	
SUPPLY AND DELIVERY OF OFFICE FURNITURE	BTO-Q037/21/22	08 December 2021	Jan 21	Advertised	
SUPPLY AND DELIVERY OF 140 GIFT VOUCHERS FOR BACK TO SCHOOL UNIFORM	COMM-Q038/21/22	06 December 2021	Jan 21	Evaluation	
SUPPLY AND DELIVERY OF DICTIONAIRES	COMM-Q039/21/22	06 December 2021	Jan 21	Evaluation	

SERVICE PROVIDER TO CONDUCT CAPACITY BUILDING MODELS AND ASSESSMENT DESIGNERS	COMM-Q040/21/22	08 December 2021	Jan 21	Advertised	
SERVICE PROVIDER TO CONDUCT WARD COMMITTEE	MM-Q041/21/22	08 December 2021	Jan 21	Advertised	
SERVICE PROVIDER TO REMOVE PARKHOME FROM BULWER TO CREIGHTON	COMM-Q042/21/22	08 December 2021	Jan 21	Advertised	
CONSTRUCTION OF THREE CEMETERY GUARD HOUSES	PWBS-Q043/21/22	08 December 2021	Jan 21	Advertised	
CONSTRUCTION OF HIMEVILLE CEMETERY TOILETS	PWBS-Q044/21/22	08 December 2021	Jan 21	Advertised	
SERVICE PROVIDER TO CONDUCT TRAINING FOR EAP COMMITTEE MEMBERS	CORP-Q045/21/22	08 December 2021	Jan 21	Advertised	
<b>Report Prepared by</b>	<b>Recommended and Approved By</b>				
Miss Philliswa Dlamini			Miss N Holiwe		
SCM Demand Clerk			SCM Manager		



Main Street  
Creighton, 3263

P.O Box 62

Creighton 3263

Phone: +27 39 833 1038

Fax: +27 39 833 1539/1179

Email: [mailbox@ndz.gov.za](mailto:mailbox@ndz.gov.za)

---

A Better Place for All

**COMMITMENTS REGISTER FOR THE MONTH END 30/11/2021 (BELOW 30 000)**

0000524

DR NKOSAZANA DLAMINI ZUMA LOCAL MUNICIPALITY  
COMMITMENTS FOR THE MONTH END 30/11/2021 (BELOW 30 000.00)

Order no.	Supplier	Description	Order amount	excluding VAT	VAT	Total amount
6259	Asibambisane occupational health services	Service of medical assessment and give an opinion on the state of health of three municipal employees	12,000.00	12,000.00	None	12,000.00
6857	Asiphingcebo trading (pty)ltd	Procurement of large hyforks	2,000.00	2,000.00	None	2,000.00
6407	Aidabri 106 institute for quality	Skills development facility training for 2 officials	26,400.00	26,997.00	None	26,400.00
6670	Bulwer trading store	Funeral support for bhekizwe msomi in ward 09	1,500.00	1,500.00	None	1,500.00
6926	Bulwer trading store	Funeral support for Phoswa family in ward 15	1,500.00	1,500.00	None	1,500.00
6920	Bulwer trading store	Funeral support for Ntshiza family	1,500.00	1,500.00	None	1,500.00
6907	Bulwer trading	Funeral support for Radebe family in ward 07	1,500.00	1,500.00	None	1,500.00
6908	Bulwer trading	Funeral support for Mndaweni family in ward 13	1,500.00	1,500.00	None	1,500.00
6909	Bulwer trading	Funeral support for Memela family in ward 09	1,500.00	1,500.00	None	1,500.00
6912	Bulwer trading	Funeral support for Dlamini family in ward 07	1,500.00	1,500.00	None	1,500.00
6913	Bulwer trading	Funeral support for Kheswa family in ward 07	1,500.00	1,500.00	None	1,500.00
6914	Bulwer trading	Funeral support for Maphanga family in ward 07	1,500.00	1,500.00	None	1,500.00
6911	Bulwer trading	Funeral support for Madonda family in ward 10	1,500.00	1,500.00	None	1,500.00
6910	Bulwer trading	Funeral support for Zondi family in ward 07	1,500.00	1,500.00	None	1,500.00
6875	Bulwer trading store	Funeral support for Memela family in ward 12	1,500.00	1,500.00	None	1,500.00
7070	Bulwer trading store	Funeral support for Ntshangase family who was residing under cllr WN Khumalo	1,500.00	1,500.00	None	1,500.00
7222	Bulwer trading store	Funeral support for Shelembe family in ward 09	1,500.00	1,500.00	None	1,500.00
7212	Bulwer trading store	Funeral support for Dlamini family in ward 02	1,500.00	1,500.00	None	1,500.00
7213	Bulwer trading store	Funeral support for Majola family in ward in ward 07	1,500.00	1,500.00	None	1,500.00
7206	Bulwer trading store	Funeral support for Tshangaza family in ward 13	1,500.00	1,500.00	None	1,500.00
7208	Bulwer trading store	Funeral support for Hlela family in ward 09	1,500.00	1,500.00	None	1,500.00

00000525

7207	Bulwer trading store	Funeral support for Nyide family in ward 06	1,500.00	1,500.00	1,500.00	None	1,500.00
7201	Bulwer trading store	Funeral support for Ngcobo family in ward 06	1,500.00	1,500.00	1,500.00	None	1,500.00
7202	Bulwer trading store	Funeral support for Ntshole family in ward 07	1,500.00	1,500.00	1,500.00	None	1,500.00
7253	Biazo civils and projects	Procurement of laptop and a backpack for Miss B.V Dlamini	22,425.00	22,425.00	22,425.00	None	22,425.00
6828	Bidvest waltons	Procurement of laptop for Miss M Nkabane	21,201.39	18,435.99	18,435.99	2,765.40	21,201.39
6835	Bidvest waltons	Procurement of laptop for Miss L Mhlophe	17,756.00	15,440.00	15,440.00	2,316.00	17,756.00
6826	Drager South Africa	6L/300 bar steel cylinder service exchange	22,691.80	19,732.00	19,732.00	2,959.80	22,691.80
6845	Eyethu 360 projects	Procurement of furniture for donnybrook parkhomes	11,000.00	11,000.00	11,000.00	None	11,000.00
6844	Eyethu 360 projects	Supply and delivery of signage boards for creighton library	18,800.00	18,800.00	18,800.00	None	18,800.00
7301	Eyethu 360 projects	supply and delivery of laptop bag for Miss K Mbhele	850.00	850.00	850.00	None	850.00
6465	Government printing works	Notice on the provincial gazette for the establishment of an external body to serve as Dr NDZ local municipality appeals authority	504.40	438.61	438.61	65.79	504.40
6767	Intwenhle bead work	Training for 15 crafters at centocow and bulwer art centre	9,800.00	800.00	800.00	None	9,800.00
6712	Matthew francis incorporated	attorneys to facilitate soliciting of a court order to auction livestock at the animal pound	12,000.00	10,434.78	10,434.78	1,565.22	12,000.00
6830	Madoni holdings (pty)ltd	Procurement of camera, 9 banners and 2 tripods for communications unit	14,033.20	14,033.20	14,033.20	None	14,033.20
6859	Nu-print	Printing of receipt book and purchase of glue stick	5,164.08	3,345.50	3,345.50	501.83	5,164.08
7303	Nosindilee construction and projects	Supply , delivery and installation of fire arms safes	9,300.00	9,300.00	9,300.00	None	9,300.00
7097	Nashua	pabx callout for Nkwezela library	1,552.50	1,350.00	1,350.00	202.50	1,552.50
7308	Patads signs	Disk stickers with the NDZ zero tolerance to fraud and corruption statement design	450.00	450.00	450.00	None	450.00
6890	Shilo supplies	Procurement of office stamps	1,840.00	1,840.00	1,840.00	None	1,840.00
6896	Sizani dr trading	Procurement of A1 clip frames and vacuum cleaner for creighton library	5,765.30	5,013.30	5,013.30	752.00	5,765.30
7309	S.A stationery and corporate supplies	Purchase of tyvek wristbands	575.00	500.00	500.00	75.00	575.00

6897	Umbono wengomsa	Procurement of trolley mop bucket	1,640.00	1,640.00	1,640.00	None	1,640.00
7257	Versatile office furniture	Supply and delivery of office furniture for Mr N Khathi	29,880.45	25,983.00	3,897.45		29,880.45
7225	Tunimart travel agency	Accommodation for Ms J Radebe, Mr M Zondi and Ms P Malinga attending MIS basic training	21,030.50	18,030.40	2,743.10		21,030.50
7223	Tunimart travel agency	Accommodation for Miss X Khumalo attending LGSETA SDF forum in drakensburg	1,152.50	1,002.17	150.33		1,152.50
7224	Tunimart travel agency	Lunch for the wellness games	2,954.22	2,568.89	385.33		2,954.22
7226	Tunimart travel agency	Shuttle service for two officials attending MIG/ MIS training	2,190.64	1,904.90	285.74		2,190.64
			306,456.98	277,814.74	18,665.49		306,456.98


DATE : 30/11/2024  
 Prepared By: .....  
 Ms K Mbhele  
 Reviewed By: .....  
 Mr TM Ngcobo  
 Approved by: .....  
 N Holiwe

**REPORT ON OUTSTANDING ORDERS AND INVOICES  
CONTRACTED SERVICES**

ORDER NO.	COMPANY NAME	DESCRIPTION	ISSUED DATE	INVOICE DATE	OUTSTANDING INVOICE AMOUNT	STATUS OF INVOICE
6794	Ayanda mbanga communication	Advertisement for a panel of internal audit services	26/11/2021	30/11/2021	7,670.90	Submitted to expenditure
6791	Ayanda mbanga communication	Advert for the inaugural of council meeting	12/11/2021	16/11/2021	1344.78	Submitted to expenditure
7222	Bulwer trading store	Funeral support for Shelemba family in ward 09	25/11/2021	Not yet received	None	1500
7212	Bulwer trading store	Funeral support for Dlamini family in ward 02	19/11/2021	Not yet received	None	1500
7213	Bulwer trading store	Funeral support for Majola family in ward 07	19/11/2021	Not yet received	None	1500
7206	Bulwer trading store	Funeral support for Tshangaza family in ward 13	17/11/2021	Not yet received	None	1500
7208	Bulwer trading store	Funeral support for Hlela family in ward 09	17/11/2021	Not yet received	None	1500
7207	Bulwer trading store	Funeral support for Nyide family in ward 06	17/11/2021	Not yet received	None	1500
7201	Bulwer trading store	Funeral support for Ngcobo family in ward 06	11/11/2021	Not yet received	None	1500
7202	Bulwer trading store	Funeral support for Ntshela family in ward 07	11/11/2021	Not yet received	None	1500
7304	Ikhenani lethu (pty)ltd	Honey sucking service for Jabulani community hall	11/11/2021	Not yet received	None	5000
7219	Lusted and Johnson	Purchase of diesel to be used at underberg centre	24/11/2021	24/11/2021	1935	Submitted to expenditure
7220	Lusted and Johnson	Procurement of diesel for brush cutters to used at himerville	24/11/2021	24/11/2021	1935	Submitted to expenditure
7217	Lusted and Johnson	Procurement of petrol for brush cutters to be used at creighton centre	24/11/2021	24/11/2021	1935	Submitted to expenditure
7218	Lusted and Johnson	Procurement of petrol to be used at Donnybrook centre	24/11/2021	24/11/2021	1935	Submitted to expenditure
7097	Nashua	paix callout for Nkwezela library	8/11/2021	Not yet received	None	1,552.50
7205	Shemuntu and sons (pty)ltd	Honey sucking service for creighton main office	16/11/2021	23/11/2021	13800	Submitted to expenditure
7204	Shemuntu and sons (pty)ltd	Service provider to unblock septic tank at creighton main office	16/11/2021	23/11/2021	12075	Submitted to expenditure
7215	Tunimart travel agency	Accommodation for Mr N Wela , Mr L Hlangwa , Ms N.F Ngobo Mr X Mkhize and Miss P. N Dlamini attending MFMP programme in Durban	19/11/2021	25/11/2021	23962.56	Submitted to expenditure
7225	Tunimart travel agency	Accommodation for Ms J Radebe, Mr M Zondi and Ms P Malinga attending MIS basic training	29/11/2021	Not yet received	None	21030.05
7115	Tunimart travel agency	Accommodation for Mr A Radebe attending arbitration for Miss P Mtolo	9/11/2021	15/11/2021	1752.51	Submitted to expenditure
7223	Tunimart travel agency	Accommodation for Miss X Khumalo attending LGSETA SDF forum in drakensburg	25/11/2021	Not yet received	None	1152.5
7116	Tunimart travel agency	Accommodation for Mr J Sondazi and Mr V Phoswa attending arbitration	9/11/2021	15/11/2021	3505.02	Submitted to expenditure
7114	Tunimart travel agency	Lunch for Mr N Khubone and Sibusiso Radebe attending samtrac training in westville	9/11/2021	23/11/2021	3218.6	Submitted to expenditure
7100	Tunimart travel agency	Accommodation for Mr Mzibisi attending arbitration For Miss P Mtolo and 2 others	9/11/2021	15/11/2021	1752.51	Submitted to expenditure
7099	Tunimart travel agency	Lunch for 5 people attending arbitration for ms P Mtolo in Durban	9/11/2021	15/11/2021	3161.13	Submitted to expenditure
7210	Tunimart travel agency	Accommodation for M M Mbhele and Miss V Zulu attending live your dream youth awards 2021	19/11/2021	26/11/2021	3195.01	Submitted to expenditure
7211	Tunimart travel agency	Accommodation for Mr S Zaca Ms T Magoso and Ms Z Mtolo attending live your dream youth awards 2021	19/11/2021	26/11/2021	3867.51	Submitted to expenditure
7214	Tunimart travel agency	Accommodation for Ms A Van Zyl attending MFMP training in Durban	19/11/2021	26/11/2021	4320	Submitted to expenditure
7093	Tunimart travel agency	Accommodation for Ms A Van zyl attending national LG asset management Indaba 2021	24/11/2021	30/11/2021	3505.01	Submitted to expenditure

7224	Tunimart travel agency	Lunch for the wellness games	26/11/2021	Not yet received	None	2954.22	
7226	Tunimart travel agency	Shuttle service for two officials attending MIG/ MIS training	30/11/2021	Not yet received	None	2190.64	
7096	Tunimart travel agency	Accommodation for Mr N.B Khubone attending samtrac training in Durban	3/11/2021	23/11/2021	12780.03	None	Submitted to expenditure
7259	Tunimart travel agency	Breakfast for innauguration briefing for 50 people	19/11/2021	30/11/2021	10125.65	None	Submitted to expenditure

date : 30/11/2021

Prepared by :   
 Miss K Mbhele :  
 Reviewed by : TM Ngcobo  
 Approved by :  
 Miss N holiwe :

REPORT ON OUTSTANDING INVOICES AND ORDERS  
ONCE OFF SERVICES

ORDER NO	COMPANY NAME	DESCRIPTION	AMOUNT	ORDER ISSUED DATE	EXPECTED DELIVERY DATE	DEADLINE MET (YES/NO)	INVOICE DATE	BOICED AMOUNT	OUTSTANDING INVOICE AMOUNT	STATUS OF INVOICE
7313	Abenkenyezi construction and kitchen	Hire of marquee tent, 20 chairs and 2 tables for fashion designers for harry gwala summer cup	2,420.00	26/11/2021	27/11/2021	Yes	30/11/2021	2,420.00	None	Submitted to expenditure
7253	Blazo civils and projects	Procurement of laptop and a backpack for Miss B.V Dlamini	22,425.00	11/11/2021	26/11/2021	Yes	Not yet received	None	22,425.00	
5840	Eyegeza trading and projects	Procurement of beads supporting material for intwenhle primary school	28,000.00	4/11/2021	15/11/2021	Yes	29/11/2021	28000	None	Submitted to expenditure
5845	Eyethu 360 projects	Procurement of furniture for donnybrook parkhomes	11,000.00	4/11/2021	19/11/2021	Yes	Not yet received	None	11000	
5844	Eyethu 360 projects	Supply and delivery of signage boards for creighton library	18,800.00	1/11/2021	18/11/2021	Yes	Not yet received	None	18800	
7301	Eyethu 360 projects	supply and delivery of laptop bag for Miss K Mbhele	850.00	9/11/2021	19/11/2021	Yes	Not yet received	None	850	
6900	Gugube holdings (pty)ltd	Lunch for creighton library for reading competition	10,000.00	10/11/2021	11/11/2021	Yes	30/11/2021	10,000.00	None	Submitted to expenditure
6841	Ikhemani lethu (pty) ltd	Hire of Flushable toilets and 2 pole tent for sanli stagger marathon	10,300.00	4/11/2021	20/11/2021	Yes	29/11/2021	10,300.00	None	Submitted to expenditure
7254	Inkabi business solutions	Hire of mobile toilets to assist municipal officials working at donnybrook centre (park homes)	28,500.00	16/11/2021	18/11/2021	Yes	22/11/2021	28,500.00	None	Submitted to expenditure
7311	Juta and company (pty) ltd	Procurement of copy of the amendments of the national road traffic ACT 93/96	3,040.72	19/11/2021	3/12/2021	Yes	Not yet received	None	3,040.72	
6842	Kuyenzeka mawenza (pty)ltd	Supply and delivery of seeds and fertilizers	14,000.00	4/11/2021	18/11/2021	Yes	26/11/2021	None	None	Submitted to expenditure
7258	Lee and luu trading	Supply and delivery of animal feed for municipal pound	24,975.80	19/11/2021	24/11/2021	Yes	24/11/2021	24,975.80	None	Submitted to expenditure
6898	Usakhanyisa projects	Lunch for 20 people attending bulwer library reading competition	8,400.00	8/11/2021	9/11/2021	Yes	16/11/2021	8,400.00	None	Submitted to expenditure
7316	Mkholwa media production	Lunch for disaster management advisory and community safety meeting	2,445.00	20/11/2021	1/12/2021	Yes	Not yet received	None	2,445.00	
7312	Mkholwa media production	Hire of two pole tent for crafters and artists on harry gwala summer cup	3,000.00	26/11/2021	27/11/2021	Yes	Not yet received	None	3,000.00	
7255	Mpumelliciou trading	Supply and delivery of 10 bags of gromer and 10 bags of fertilizer	22,600.00	16/11/2021	30/11/2021	Yes	Not yet received	22,600.00	None	Submitted to expenditure
6848	Mhlabane trading	Supply and delivery of promotional material for municipal libraries	27,750.00	9/11/2021	23/11/2021	Yes	29/11/2021	27,750.00	None	Submitted to expenditure
7302	Masulukweni trading and construction	Procurement of outdoor lights for ATI building	9,382.20	9/11/2021	17/11/2021	Yes	20/11/2021	9,382.20	None	Submitted to expenditure
7303	Nosindilee construction and projects	Supply, delivery and installation of fire arms safes	9,300.00	11/11/2021	25/11/2021	Yes	Not yet received	None	9,300.00	
6899	Ombhangaza (pty)ltd	Lunch for nkwezele library reading competition	5,595.00	9/11/2021	10/11/2021	Yes	12/11/2021	5,595.00	None	Submitted to expenditure
7256	YNY trading (pty)ltd	Media co-ordinator for council inauguration	26,500.00	19/11/2021	22/11/2021	Yes	30/11/2021	26,500.00	None	Submitted to expenditure
7308	Patada's signs	Disk stickers with the NDZ zero tolerance to fraud and corruption statement design	450.00	18/11/2021	30/11/2021	Yes	Not yet received	None	450.00	
6896	Sizani dr-trading	Procurement of A1 clip frames and vacuum cleaner for creighton library	5,765.30	8/11/2021	22/11/2021	Yes	Not yet received	None	5,765.30	
7317	Sanke's construction cc	Lunch for people attending an internal animal pound staff training	2,820.00	29/11/2021	30/11/2021	Yes	Not yet received	None	2,820.00	

6849	SBS electrical	Service provider to perform service on back up generator at creighton main offices and replace two 102Ah dc batteries	20,998.82	9/11/2021	17/11/2021	Yes	24/11/2021	20,998.82	None	Submitted to expenditure
6850	Sihuntic (pty)ltd	Supply, delivery and installation of burgla guards at municipal house (MM'S)	26,950.00	9/11/2021	3/11/2021	Yes	Not yet received	None	26,950.00	Submitted to expenditure
7306	Sanke's construction cc	Catering for LED forum meeting	2,250.00	16/11/2021	16/11/2021	Yes	18/11/2021	2,250.00	None	Submitted to expenditure
7309	S.A stationery and corporate supplies	Purchase of tyvek wristbands	575.00	18/11/2021	3/12/2021	Yes	Not yet received	None	575.00	Submitted to expenditure
7257	Versatile office furniture	Supply and delivery of office furniture for Mr N Khathi	29,880.45	19/11/2021	8/12/2021	Yes	Not yet received	None	29,880.45	Submitted to expenditure
7307	Vathisa liquor and trading	Supply and delivery of nails,plain fence wire and water paint	6,220.00	17/11/2021	22/11/2021	Yes	22/11/2021	6,220.00	None	Submitted to expenditure
6847	Umgungu trading enterprise	Supply and delivery of paint to be used for painting of creighton and himeville pound	29,499.54	8/11/2021	18/11/2021	Yes	18/11/2021	29,499.54	None	Submitted to expenditure
7305	Underberg forge	Procurement of lock sets for small boardroom and reception area	1,022.24	11/11/2021	15/11/2021	Yes	15/11/2021	1,022.24	None	Submitted to expenditure
7252	Umzokulu kaqubudu trading	Catering for inauguration on the 18th november 2021	14,000.00	11/11/2021	18/11/2021	Yes	23/11/2021	14,000.00	None	Submitted to expenditure
6897	Lumbono wengomsa	Procurement of trolley mop bucket	1,640.00	4/11/2021	18/11/2021	Yes	Not yet received	None	1,640.00	Submitted to expenditure

Date

: 30/11/2021

Prepared by : Misa K. Mhhele

signature

Reviewed by

Mr TM Ngcobo

Approved by

Mrs N Hollwe :



# **CONTRACT MANAGEMENT REPORT**

**NOVEMBER- 2021**

## 1. PURPOSE

The purpose of this report is to comply with section 116 of the Municipal Finance Management Act No. 56 of 2003 (MFMA) and the requirements as promulgated in the Contract Management Framework.

## 2. STRATEGIC OBJECTIVE

To ensure good governance, financial viability and optimal institutional transformation with capacity to execute its mandate.”

## 3. BACKGROUND

In terms of section 116 of the MFMA:

(1) A contract or agreement procured through the supply chain management system of a municipality or municipal entity must-

(a) be in writing;

(b) stipulate the terms and conditions of the contract or agreement, which must include provisions providing for-

(i) the termination of the contract or agreement in the case of non- or under-performance

(ii) dispute resolution mechanisms to settle disputes between the parties;

(iii) a periodic review of the contract or agreement once every three years in the case of a contract or agreement for longer than three years; and

(iv) any other matters that may be prescribed. performance;

(2) The accounting officer of a municipality or municipal entity must-

(a) take all reasonable steps to ensure that a contract or agreement procured through the supply chain management policy of the municipality or municipal entity is properly enforced;

(b) monitor on a monthly basis the performance of the contractor under the contract or agreement;

## 4. RECOMMENDATIONS

- (1) That, in compliance with, Section 116 of the MFMA and Contract Management Framework the report be submitted to Council Committees.



**Report to National Treasury on Awards More than R200 000  
Tuesday, 30 November 2021**

NAME OF BIDDER	PROJECT/SERVICE	BID NUMBER	CONTRACT VALUE
DELCO DISTRIBUTERS	PANEL OF 3 SERVICE PROVIDERS FOR THE SUPPLY AND DELIVERY OF DISASTER RELIEF MATERIAL EMERGENCY FOOD PARCEL	COMM-B056/20/21	IT IS BASED ON THE APPROVED RATE OF R1 571,82
KFC ENGINEERS & INDUSTRIAL SUPPLIES	PANEL OF 3 SERVICE PROVIDERS FOR THE SUPPLY AND DELIVERY OF DISASTER RELIEF MATERIAL EMERGENCY FOOD PARCEL	COMM-B056/20/21	IT IS BASED ON THE APPROVED RATE OF R1 080,24
MASIBONISANISONKE TRADING AND PROJECTS	PANEL OF 3 SERVICE PROVIDERS FOR THE SUPPLY AND DELIVERY OF DISASTER RELIEF MATERIAL	COMM-055/20/21	IT IS BASED ON THE APPROVED RATE OF R9 700,00
EYESIZUKULWANE TRADING (PTY) LTD	PANEL OF 5 SERVICE PROVIDERS TO SUPPLY AND DELIVERY OF PROTECTIVE CLOTHING	PWBS-053/20/21	IT IS BASED ON THE APPROVED RATE OF R45 300,00
BG MAZONGOLO CONSTRUCTION	CONSTRUCTION OF NDODENI COMMUNITY HALL IN WARD 5	PWBS-006/20/22	R 2 474 391,70
BG MAZONGOLO CONSTRUCTION	CONSTRUCTION OF SOPHOLILE COMMUNITY CRECHE IN WARD 9	PWBS-007/21/22	R 1 687 226,64
LEMALWA TRADING PTY LTD	CONSTRUCTION OF CREIGHTON SPORTS CENTRE	PWBS-B004/21/22	R 7 903 918,43
KHWEZI AND SAMKELO PTY LTD	RENOVATION OF MANGWANENI COMMUNITY HALL	PWBS-B013/21/22	R 293 969,50
KHWEZI AND SAMKELO PTY LTD	RENOVATION OF MAHWAQA COMMUNITY HALL	PWBS-B014/21/22	R 375 589,50
KHWEZI AND SAMKELO PTY LTD	RENOVATION OF NGIDWINI COMMUNITY HALL	PWBS-B011/21/22	R 405 669,00
NGENZEKILE CONSTRUCTION AND PROJECTS	RENOVATION OF CREIGHTON MAIN BUILDING	PWBS-B068/20/21	R 384 604,00
VANMARK RESOURCES (PTY) LTD	SUPPLY AND DELIVERY OF STATIONERY	CORP-B064/20/21	IT IS BASED ON THE APPROVED RATE OF R14 766,85 INCLUDING ALL ITEMS

Prepared by: N. Xaba .....  
 Signature: [Signature] .....  
 Date: 09/12/2021 .....

Reviewed by: Mk P. Mtshinga .....  
 Signature: [Signature] .....  
 Date: 10/12/2021 .....

## SOFT PROJECTS CONTRACT MANAGEMENT REPORT AS AT 30 NOVEMBER 2021

NAME OF BIDDER	PROJECT/SERVICE	DEPARTMENT	CONTRACT VALUE	PAYMENTS	START DATE	INITIAL END DATE	NEW END DATE	SERVICE PROVIDER PERFORMANCE	COMMENTS
EVALUATION PROPERTY INTELLIGENCE	GENERAL EVALUATION ROLL	BUDGET AND TREASURY OFFICE	R 2 825 225,65	R 2 194 706,79	01/07/2017	30/06/2022		GOOD	
KONICA MINOLTA AFRICA	SUPPLY AND DELIVERY OF PRINTERS AND PHOTOCOPYING MACHINES (RENTAL)	CORPORATE SERVICES	R 1 546 975,15	R 1 535 195,17	2018/1/06	10/06/2021	10/02/2022	GOOD	
KONICA MINOLTA AFRICA	SUPPLY AND DELIVERY OF PRINTERS AND PHOTOCOPYING MACHINES (USAGE)	CORPORATE SERVICES	BASED ON THE THE APPROVED RATE	R 1 078 011,99	11/06/2018	10/06/2021	10/02/2022	GOOD	
ENVIROSERVE	REFUSE REMOVAL	PUBLIC WORKS AND BASIC SERVICES	BASED ON APPROVED RATE of R26 545,90	R 2 115 906,26	01/06/2020	31/06/2023		GOOD	
NASHUA	TELEPHONE	CORPORATE SERVICES	R 1 156 446,60	R 1 086 925,80	03/08/2018	03/09/2021	03/03/2022	GOOD	
POWERVISION	ICT SERVICES	CORPORATE SERVICES	R 1 496 797,66	R 1 487 240,66	09/08/2018	30/03/2021	31/11/2021	GOOD	CONTRACT IS EXTENDED FOR FOUR MONTHS EXPIRING END OF NOVEMBER SO THE MUNICIPALITY CAN FINISH UP THE PROCESS OF APPOINTING A NEW SERVICE PROVIDER
GREENDOOR LANDSCOPE	PROVISION OF HORTICULTURAL SERVICES	PUBLIC WORKS AND BASIC SERVICES	R 1 005 243,75	R 618 322,50	05/12/2019	08/12/2022		GOOD	
MATHUTHA TRADING	SUPPLY AND DELIVERY OF CLEANING MATERIAL	CORPORATE SERVICES	Based on the approved rate of R18 030 inclusive all cleaning material for a quantity of one each.	R 727 545,00	16/03/2020	15/03/2023		GOOD	
WELCONY INVESTMENTS	SUPPLY AND DELIVERY OF REFUSE BAGS	PUBLIC WORKS AND BASIC SERVICES	Based on the approved rate of R13,62 for different colors and sizes of bags	R 679 664,70	17/03/2020	18/03/2023		GOOD	
MC NTSHALINTSHALI	PANEL OF ATTORNEYS	BUDGET AND TREASURY OFFICE	it based on the approved rate of R1 200,00 per hour	R 988 432,37	01/10/2019	30/09/2022		GOOD	
MATHEW FRANCIS	PANEL OF ATTORNEYS	BUDGET AND TREASURY OFFICE	it based on the approved rate of R1 200,00 per hour	R 904 079,42	01/10/2019	30/09/2022		GOOD	
TURNIMART	TRAVEL AGENT	CORPORATE SERVICES	It is based on the approved rate as follows: Year one R1 233,32, Year two R1 318,94 and Year three R1 411,97 and that's include accommodation, car hire, airtravel and conference facilities.	R 2 682 360,56	1/02/2020	31/1/2023		GOOD	
FAST MOVING TRADING /via FIMT DATA	VERIFICATION OF INDIGENT LISTING	BTO	R 422 866,50	R 146 676,75	18/09/2020	17/09/2023		GOOD	

NAME OF BIDDER	PROJECT/SERVICE	DEPARTMENT	CONTRACT VALUE	PAYMENTS	START DATE	INITIAL END DATE	NEW END DATE	SERVICE PROVIDER PERFORMANCE	COMMENTS
BPG MASS APPRAISALS	GENERAL VALUATION AND PREPARATION OF VALUATION ROLL FOR IMPLEMENTATION 1 JULY 2022	BUDGET & TREASURY OFFICE	R 1 802 595,00	R 732 936,29	26/05/2021	30/06/2027		GOOD	
ZACEN ACTUARIES (PTY) LTD	PROVISION OF ACTUARIAL VALUATION OF LONG-SERVICE AWARDS LIABILITY, POST EMPLOYMENT MEDICAL AID BENEFITS LIABILITY, BULWER AND CREIGHTON LANDFILL SITES REHABILITATION AND CLOSURE	BUDGET & TREASURY OFFICE	R 269 100,00	R 62 100,00	01/06/2021	31/05/2024		GOOD	
MHLONGO TRANSCOIN SECURITY	PROVISION OF SECURITY SERVICES	CORPORATE SERVICES	R 4 499 260,00	R 4 336 886,90	01/08/2021	30/10/2021	31/01/2022	GOOD	
AYANDA MBANGA COMMUNICATIONS	PROVISION OF ADVERTISING SERVICES	PWBS	IT IS BASED ON THE APPROVED RATE OF R3 465,09	R 138 505,88	01/07/2021	30/06/2024		GOOD	
RUSBRO ENGINEERING WORKS (PTY) LTD	COMMUNITY & SOCIAL SERVICES ENVIRONMENTAL CONSULTANTS TO RENDER PROFESSIONAL ENVIRONMENTAL MANAGEMENT SERVICES FOR D/R NDZ MUNICIPALITY	CALIBRATION OF ALCOHOL BREATHALYZERS	R 51 387,75	R 31 050,00	01/08/2021	31/07/2024		GOOD	
MAMADI AND COMPANY SA(PTY) LTD	ENVIRONMENTAL CONSULTANTS TO RENDER PROFESSIONAL ENVIRONMENTAL MANAGEMENT SERVICES FOR D/R NDZ MUNICIPALITY	PWBS	IT IS BASED ON THE APPROVED RATE	R -	21/09/2021	20/09/2024		N/A	
SINOHYDRO CONSULTANTS (PTY) LTD	ENVIRONMENTAL MANAGEMENT SERVICES FOR D/R NDZ MUNICIPALITY	PWBS	IT IS BASED ON THE APPROVED RATE	R -	21/09/2021	20/09/2024		N/A	
KEMBAL TRADING (PTY) LTD	PANEL OF 5 SERVICE PROVIDERS FOR MAINTENANCE AND NEW INSTALLATION OF MUNICIPAL BUILDING ELECTRICAL WORKS	PWBS	IT IS BASED ON THE APPROVED RATE OF R5 427,00 FOR THE ENTIRE 3 YEARS	R -	27/10/2021	26/10/2024		N/A	
DOUBLE OPTION INVESTMENTS (PTY) LTD	PANEL OF 5 SERVICE PROVIDERS FOR MAINTENANCE AND NEW INSTALLATION OF MUNICIPAL BUILDING ELECTRICAL WORKS	PWBS	IT IS BASED ON THE APPROVED RATE OF R113 991,32 FOR THE ENTIRE 3 YEARS	R -	27/10/2021	26/10/2024		N/A	
TPA CONSULTING CC	PANEL OF 5 SERVICE PROVIDERS FOR THE PROJECT MANAGEMENT OF CAPITAL PROJECTS	PWBS	IT IS BASED ON THE APPROVED RATE OF 11% FOR THE WHOLE PERIOD	R -	12/10/2021	11/10/2024		N/A	
FMA ENGINEERS PTY LTD	PANEL OF 5 SERVICE PROVIDERS FOR THE PROJECT MANAGEMENT OF CAPITAL PROJECTS	PWBS	IT IS BASED ON THE APPROVED RATE OF 8% IN YEAR 1, 10% IN YEAR 2 AND YEAR 3.	R -	12/10/2021	11/10/2024		N/A	
MASAKHEKULUNGE PROJECT MANAGERS AND CONSULTANTS	PANEL OF 5 SERVICE PROVIDERS FOR THE PROJECT MANAGEMENT OF CAPITAL PROJECTS	PWBS	IT IS BASED ON THE APPROVED RATE OF 12% FOR THE WHOLE PERIOD	R -	12/10/2021	11/10/2024		N/A	
SHARDESH SEWLAL AND ASSOCIATES CC	PANEL OF 5 SERVICE PROVIDERS FOR THE PROJECT MANAGEMENT OF CAPITAL PROJECTS	PWBS	IT IS BASED ON THE APPROVED RATE OF 8,5% FOR THE WHOLE PERIOD	R -	12/10/2021	11/10/2024		N/A	
DELCO DISTRIBUTERS	PANEL OF 3 SERVICE PROVIDERS FOR THE SUPPLY AND DELIVERY OF DISASTER RELIEF MATERIAL EMERGENCY FOOD PARCEL	COMM	IT IS BASED ON THE APPROVED RATE OF R1 571,82		10/11/2021	09/11/2024		N/A	
KFC ENGINEERS & INDUSTRIAL SUPPLIES	PANEL OF 3 SERVICE PROVIDERS FOR THE SUPPLY AND DELIVERY OF DISASTER RELIEF MATERIAL EMERGENCY FOOD PARCEL	COMM	IT IS BASED ON THE APPROVED RATE OF R1 080,24		10/11/2021	09/11/2024		N/A	
MASIBONISANISONKE TRADING AND PROJECTS	PANEL OF 3 SERVICE PROVIDERS FOR THE SUPPLY AND DELIVERY OF DISASTER RELIEF MATERIAL	COMM	IT IS BASED ON THE APPROVED RATE OF R9 700,00		10/11/2021	09/11/2024		N/A	

NAME OF BIDDER	PROJECT/SERVICE	DEPARTMENT	CONTRACT VALUE	PAYMENTS	START DATE	INITIAL END DATE	NEW END DATE	SERVICE PROVIDER PERFORMANCE	COMMENTS
EYESIZUKULWANE TRADING (PTY) LTD	PANEL OF 5 SERVICE PROVIDERS TO SUPPLY AND DELIVERY OF PROTECTIVE CLOTHING	PWBS	IT IS BASED ON THE APPROVED RATE OF 300,00 R45		04/11/2021	04/11/2024		N/A	
VANMARK RESOURCES (PTY) LTD	SUPPLY AND DELIVERY OF STATIONERY	CORP	IT IS BASED ON THE APPROVED RATE OF 766,85 INCLUDING ALL ITEMS R14		29/11/2021	28/11/2024		N/A	

## HARD AND CAPITAL PROJECT CONTRACT MANAGEMENT REPORT AS AT 30 NOVEMBER

NAME OF BIDDER	PROJECT/SERVICE	DEPARTMENT	CONTRACT VALUE	PAYMENTS	START DATE	INITIAL END DATE	NEW END DATE	SERVICE PROVIDER PERFORMANCE	COMMENTS
KERUSH	CONSTRUCTION OF PLANT HIRE	PWBS	It is based on the approved rate of R32 470,25 for all types of plant.	R 5 169 107,00	28/01/2020	27/01/2023		GOOD	
CONAN	CONSTRUCTION OF PLANT HIRE	PWBS	It is based on the approved rate of R32 936 for different types of plant.	R 3 630 301,60	28/01/2020	27/01/2023		GOOD	
MAJIKI CONSTRUCTION	CONSTRUCTION OF UNDERBERG TOWN HALL PHASE 1 IN WARD 3	PWBS	R 11 781 836,07	R 5 092 127,72	11/05/2021	11/01/2022		GOOD	
IKHENANI LETHU (PTY) LTD	SERVICE PROVIDER TO PROVIDE HONEY SUCKING SERVICES AND HIGH PRESSURE WATER JETTING SERVICES	PWBS	It is based on the approved rates as follows: Honey sucking service per load starts from R1 800 and high pressure jetting cleaning of lines, Sewer line rate per hour R490,00 and storm water drain rate per hour is R510,00	R 119 160,00	13/10/2020	13/10/2023		GOOD	
MKHOLHLWA IT SERVICES t/a MKHOLHLWA TRANSPORT AND PLANT HIRE	SERVICE PROVIDERS TO PROVIDE HONEY SUCKING SERVICES AND HIGH PRESSURE WATER JETTING	PWBS	It is based on the approved rates as follows: Honey sucking service per load starts from R1 800 and high pressure jetting cleaning of lines, Sewer line rate per hour R490,00 and storm water drain rate per hour is R510,00	R 48 875,00	13/10/2020	13/10/2023		GOOD	
SHEMUNTU AND SONS (PTY) LTD	SERVICE PROVIDERS TO PROVIDE HONEY SUCKING SERVICES AND HIGH PRESSURE WATER JETTING	PWBS	It is based on the approved rates as follows: Honey sucking service per load starts from R1 800 and high pressure jetting cleaning of lines, Sewer line rate per hour R490,00 and storm water drain rate per hour is R510,00	R 101 400,00	13/10/2020	13/10/2023		GOOD	
B&B TRANSPORT & PLANT HIRE	PANEL OF 5 SERVICE PROVIDERS FOR THE HIRE OF CONSTRUCTION PLANT FOR 36 MONTHS	PWBS	It is based on the approved rates of R39 186,25 for all the following plant and equipment: Grader, TLB, Excavator, Roller, Tipper truck and Water cart per day/ per Km	R 5 784 588,85	14/10/2019	13/10/2022		GOOD	
MAGUBANE PLANT & CONSTRUCTION	PANEL OF 5 SERVICE PROVIDERS FOR THE HIRE OF CONSTRUCTION PLANT FOR 36 MONTHS	PWBS	It is based on the approved rates of R64 779,50 for all the following plant and equipment: Grader, TLB, Excavator, Roller, Tipper truck and Water cart per day/ per Km	R 16 589 425,57	14/10/2019	13/10/2022		GOOD	
FYNNS CONSTRUCTION AND DEVELOPMENT	PANEL OF SIX SERVICE PROVIDER FOR HIRE OF CONSTRUCTION PLANT TO SERVICE THE MUNICIPALITY	PWBS	It is based on the approved rate of R59 167,50 and that includes different types of plant	R 13 733 050,79	04/02/2020	28/02/2023		GOOD	
SSR SECURITY T/A MAHLUBI TRANSPORT AND PLANT HIRE	PANEL OF SIX SERVICE PROVIDER FOR HIRE OF CONSTRUCTION PLANT TO SERVICE THE MUNICIPALITY	PWBS	It is based on the approved rate of R32 722,10 and that includes different types of plant	R 6 741 450,08	04/02/2020	28/02/2023		GOOD	

NAME OF BIDDER	PROJECT/SERVICE	DEPARTMENT	CONTRACT VALUE	PAYMENTS	START DATE	INITIAL END DATE	NEW END DATE	SERVICE PROVIDER PERFORMANCE	COMMENTS
SIBANI DROUP JV STOYI CONSULTING	DESIGN, OVERSEE AND IMPLEMENT UPGRADE OF UNDERBERG TOWN PHASE 1 USING TURNKEY STRATEGY	PWBS	R 5 743 100,00	R 3 765 685,33	04/02/2021	24/06/2021	10/12/2021	FAIR	The project delayed to start due to delay in receiving approval from difference performance Guarantee stakeholders and the service provider was served with a notice of intention to terminate due to non-performance. He applied for another extension of time.
IX ENGINEERS (PTY) LTD	CONSULTANT FOR ACCESS ROAD MIG PROJECTS	PWBS	R8 245 132,02 ( 9% of the MIG allocation)	R 3 702 518,36	01/05/2018	31/04/2021	30/06/2022	GOOD	The contract has been extended further to finish up the projects that was already stated under its contract.
MASAKHEKULUNGE PROJECT MANAGERS	CONSULTANT FOR SPORTFIELD MIG PROJECTS	PWBS	R10 993 505,36 (12% of the MIG allocation)	R 6 030 969,05	01/05/2018	31/04/2021	30/06/2022	GOOD	The contract has been extended further to finish up the projects that was already stated under its contract.
MGAMULE CONSULTING ENGINEERS	PROJECT MANAGEMENT FOR HALLS MIG PROJECTS	PWBS	R8 594 782,02 ( 10% in the first year and 9% in the second & third year of the MIG allocation)	R 2 929 949,16	01/05/2018	31/04/2021	30/06/2022	GOOD	The contract has been extended further to finish up the projects that was already stated under its contract.
BUHLEBEZWE TRADING (PTY) LTD	RENOVATION/MAINTENANCE OF CREIGHTON COMMUNITY HALL	PWBS	R 355 615,26	R 266 689,41	04/05/2021	04/08/2021	12/11/2021	GOOD	The project is practical complete and the payment will be made in December 2021,
ZIZIYANE CONSTRUCTION	RENOVATION/MAINTENANCE OF HIMEVILLE SPORTFIELD FENCING	PWBS	R 313 214,00	R 151 857,50	18/06/2021	17/09/2021	10/11/2021	GOOD	The project is practical complete and the payment will be made in December 2021,
SIPHO-GLAD CONSTRUCTION JV RCN CONSULTANTA	DESIGN, OVERSEE AND IMPLEMENT CREIGHTON ROAD ASPHALT PHASE 6 USING TURNKEY STRATEGY	PWBS	R 4 098 000,00	R 972 800,25	17/08/2021	28/02/2022		GOOD	
PUFF EMERGENCY SERVICES	SUPPLY, INSTALLATION AND DELIVERY OF 8 BUS SHELTERS	PWBS	R 694 760,00	R 692 800,00	02/09/2021	29/10/2021		GOOD	
PUFF EMERGENCY SERVICES	SUPPLY, INSTALLATION AND DELIVERY OF 2 MUNICIPAL GENERATORS (STANDBY POWER 110KVA & 80 KVA)	PWBS	R 1 000 000,00	R -	02/09/2021	16/11/2021		N/A	The project is completed and the payment will be made in December 2021,
IGODA PROJECTS (PTY) LTD	A PANEL OF 4 (FOUR) ELECTRICAL SERVICE PROVIDERS TO DESIGN AND IMPLEMENT ELECTRIFICATION PROJECTS FOR A PERIOD OF 3 YEARS IN PHASES USING TURNKEY STRATEGY	PWBS	IT IS BASED ON THE APPROVED RATE	R -	13/09/2021	12/09/2024		N/A	
SPLENDA NKONVENI ELECTRICAL JV	A PANEL OF 4 (FOUR) ELECTRICAL SERVICE PROVIDERS TO DESIGN AND IMPLEMENT ELECTRIFICATION PROJECTS FOR A PERIOD OF 3 YEARS IN PHASES USING TURNKEY STRATEGY	PWBS	IT IS BASED ON THE APPROVED RATE	R -	13/09/2021	12/09/2024		N/A	
BG MAZONGOLO CONSTRUCTION	CONSTRUCTION OF LUBOVANA COMMUNITY CRECHE IN WARD 12	PWBS	R 1 687 764,27	R -	05/10/2021	05/04/2022		N/A	
BG MAZONGOLO CONSTRUCTION	CONSTRUCTION OF CABAZI COMMUNITY HALL	PWBS	R 2 424 183,85	R -	05/10/2021	05/04/2022		N/A	

NAME OF BIDDER	PROJECT/SERVICE	DEPARTMENT	CONTRACT VALUE	PAYMENTS	START DATE	INITIAL END DATE	NEW END DATE	SERVICE PROVIDER PERFORMANCE	COMMENTS
EYESIZUKULWANE TRADING (PTY) LTD	SUPPLY AND INSTALLATION OF AUDIO-VISUAL EQUIPMENT FOR BULWER COMMUNITY SERVICE CENTRE	CORPORATE SERVICES	R 275 000,00	R -	02/11/2021	30/11/2021		N/A	Service provider applied for an extension of time due to delay in receiving equipment
LEMALWA TRADING (PTY) LTD	CONSTRUCTION OF CREIGHTON SPORT CENTRE	PWBS	R 7 903 918,43	R 1 141 251,55	08/11/2021	08/06/2022		N/A	
BG MAZONGOLO CONSTRUCTION	CONSTRUCTION OF NDODENI COMMUNITY HALL IN WARD 5	PWBS	R 2 474 391,70		15/11/2021	10/06/2022		N/A	
BG MAZONGOLO CONSTRUCTION	CONSTRUCTION OF SOPHOLILE COMMUNITY CRECHE IN WARD 9	PWBS	R 1 687 226,64		15/11/2021	10/06/2022		N/A	
KHWEZI AND SAMKELO PTY LTD	RENOVATION OF MANGWANANI COMMUNITY HALL	PWBS	R 293 969,50		16/11/2021	28/02/2022		N/A	
KHWEZI AND SAMKELO PTY LTD	RENOVATION OF MAHWAGA COMMUNITY HALL	PWBS	R 375 589,50		16/11/2021	28/02/2022		N/A	
KHWEZI AND SAMKELO PTY LTD	RENOVATION OF NGIDWINI COMMUNITY HALL	PWBS	R 405 669,00		16/11/2021	28/02/2022		N/A	
NGENZKILE CONSTRUCTION AND PROJECTS	RENOVATION OF CREIGHTON MAIN BUILDING	PWBS	R 384 604,00		16/11/2021	28/02/2022		N/A	

Prepared by: N. Xaba

Signature: 

Date: 09/12/2021

Reviewed by: P. Mtshinga

Signature: 

Date: 10/12/2021







REPORT ON FLEET MANAGEMENT FOR MONTH ENDING NOVEMBER 2021

AUTHOR: Chief financial officer

(File Ref : ) Finance Department

1<sup>st</sup> Level: Manco

2<sup>nd</sup> level: FINANCE

3<sup>rd</sup> level: EXCO

4<sup>th</sup> level: COUNCIL

1. PURPOSE

To inform the Committees and Council about fleet management of the municipality

2. LEGAL/STATUTORY REQUIREMENTS

Municipal Systems Act 32 of 2000, Municipal Fleet Management Policy & MFMA

3. BACKGROUND AND REASONING

- Fuel consumption constant

4. FINANCIAL IMPLICATIONS:

Refer to annexures

5. Annexure

- A. Tyres information
- B. Excessive repairs information
- C. Cost analysis

6. RISKS

- Vehicle abuse, Accidents, Car theft

0000544

7. MANAGEMENT OF RISKS

- Trip Authorization forms
- Insurance
- Management Reports
- Trackers Reports

8. RECOMMENDATIONS

- That Council and Committees to note this report

**ANNEXURE A**

**TYRES INFORMATION**

<b>REGISTRATION NUMBER</b>	<b>VEHICLE MAKE</b>	<b>DESCRIPTION</b>	<b>TOTAL AMOUNT</b>
NIP 1659	HYUNDAI TLB	ONE REAR TYRE	R14,382.35
NIX 11791	ISUZU TIPPER	ONE NEW TYRE	R2,776.19
NIP 2345	NISSAN D/C	ONE NEW TYRE	R2,460.10
NIP 2338	COROLLA	ONE NEW TYRE	R1,100.00
NIP 2341	NISSAN D/C	ONE NEW TYRE	R2,439.40
NIP 2344	NISSAN D/C	TWO NEW TYRES	R3,833.15
NIP 2348	VW BUS	TWO NEW TYRES	R5,421.98

**TOTAL: R32,413.17**

**ANNEXURE B**

**REPAIRS INFORMATION**

<b>REGISTRATION NUMBER</b>	<b>VEHICLE MAKE</b>	<b>DESCRIPTION</b>	<b>TOTAL AMOUNT</b>
NIP 1370	ISUZU S/C	MAJOR SERVICE -- REAR SUSPENSION, SPRINGS AND SHOCKS, AND CLUTCH KIT	R27,963.00
NIP 1809	MERCEDES REFUSE TRUCK	REPLACED TIE ROD	R13,267.00
NIP 2402	UD TRUCK LOWBED	COF ON BOTH HORSE AND TRAILER	R10,604.35
NIP 2137	CHEV CRUZE	REPLACED SLAVE CYLINDER AND CLUTCH KIT	R11,702.29
NIP 1869	ISUZU S/C	MAJOR SERVICE- FRONT SUSPENSION, CLUTCH KIT AND HEADLIGHT REPLACED	R15,480.90

**TOTAL: R79,017.54**

ANNEXURE C  
COST ANALYSIS

VEHICLES	MAKE & MODEL	DISTANCE/ KM	FUEL COSTS	FUEL IN LITRES	REPAIRS	SERVICE	TYRES	TOLLGATES	OIL	FEES
NIP 1362	S/C ISUZU	2891	4958.05	265.04	-	-	-	-	-	159.44
NIP 2342	D/C NISSAN	1775	3511.67	187.30	-	-	-	-	-	149.38

**PLANNING AND DEVELOPMENT SERVICES**

**PUBLIC WORKS AND BASIC SERVICES**

VEHICLES	MAKE & MODEL	DISTANCE/ KM	FUEL COSTS	FUEL IN LITRES	REPAIRS	SERVICE	TYRES	TOLLGATES	OIL	FEES
NIP 1370	S/C ISUZU	697	1245.67	65.70	27963.00	3263.93	552.00	-	-	185.59
NIP 1611	TRACTOR	16 HRS	3088.26	167.83	-	-	-	-	660.00	158.51
NIP 1659	TLB	281 HRS	10826.04	604.57	5750.00	431.25	14382.35	-	-	215.62
NIP 2015	S/C ISUZU	2179	3573.98	192.78	-	-	-	-	-	149.43
NIP 2016	S/C ISUZU	514	1090.40	58.00	-	-	-	-	-	138.57
NIP 2017	D/C ISUZU	3677	6170.22	329.31	5067.00	2475.80	-	13.00	36.00	184.12
NIP 606	TRACTOR	-	-	-	-	-	-	-	-	133.26
NIP 665	S/C TOYOTA	1195	2115.95	112.55	-	5328.05	-	-	-	152.42
NIP 698	S/C ISUZU	4044	5595.16	304.10	8512.38	5506.09	-	-	-	206.55
NIP 841	D/C ISUZU	2314	4073.14	220.82	-	-	2431.90	-	-	165.10
NIP 521	HINO TRUCK	518	2347.00	135.10	6508.99	105.80	-	-	-	158.06
NIP 1354	S/C TOYOTA	2554	5258.70	285.49	-	-	-	26.00	-	173.10
NIP 1802	TRACTOR	5500	3572.13	197.45	-	-	345.00	-	-	149.70
NIP 1703	REFUSE TRUCK	99 HRS	8886.95	472.71	-	-	-	-	-	153.53
NIP 1721	SDLG GRADER	-	-	-	-	-	-	-	-	133.26
NIP 1809	REFUSE TRUCK	59 HRS	11626.70	631.88	13267.00	10262.20	-	-	-	178.30
NIP 2398	UD TRUCK TIPPER	-	-	-	-	-	-	-	-	133.26
NIP 2399	UD TRUCK TIPPER	545	4392.05	233.62	-	-	-	-	-	141.12
NIP 2400	UD TRUCK WATER TANK	2545	18793.17	1026.16	1035.00	133.72	501.85	-	-	184.83
NIP 2402	UD TRUCK LOWBED	880	13339.79	717.24	10604.35	94.75	-	-	-	174.18
NIP 2940	ISUZU S/C	2327	3945.24	227.47	9786.50	-	-	-	-	133.26
NIP 2941	ISUZU S/C	-	-	-	-	-	-	-	-	133.26
NIP 2956	BOMAG ROLLER	-	-	-	-	-	-	-	-	133.26

NIP 2964	UD TRUCK SKIP LOADER	-	-	-	-	-	-	-	-	-	-	-	-	-	133.26
NIP 2982	TRACTOR	-	-	-	-	-	-	-	-	-	-	-	-	-	133.26
NIP 2983	TRACTOR	-	-	-	-	-	-	-	-	-	-	-	-	-	133.26
NIX 11791	ISUZU TRUCK TIPPER	1634	7028.07	381.96	-	-	-	-	2776.19	-	-	-	-	-	158.71

**COMMUNITY SERVICES DEPARTMENT**

VEHICLES	MAKE & MODEL	DISTANCE/ KM	FUEL COSTS	FUEL IN LITRES	REPAIRS	SERVICE	TYRES	TOLLGATES	OIL	FEES
NIP 1042	D/C ISUZU	2410	4515.58	244.87	-	-	-	-	-	154.63
NIP 1367	D/C ISUZU				-	-	-	-	-	
NIP 1398	CHEV CRUZE	2200	4617.88	242.34	-	-	-	-	-	163.65
NIP 1605	D/C TOYOTA	3885	6565.76	356.21	-	1999.49	-	-	-	166.70
NIP 1880	S/C TOYOTA	1599	3899.73	210.47	5832.80	-	80.50	-	-	172.13
NIP 1903	S/C ISUZU	-	-	-	-	-	-	-	-	133.26
NIP 2186	S/C ISUZU	4626	8684.04	467.56	-	-	-	-	160.00	180.32
NIP 362	FORD RANGER	3430	6965.63	378.55	5358.00	-	-	-	-	174.07
NIP 2345	D/C NISSAN	4466	8991.80	479.56	-	-	2460.10	-	-	186.81
NIP 2338	COROLLA	4463	7103.58	373.45	-	-	1100.00	-	-	193.24
NIP 2339	TOYOTA AVANZA	2809	3728.25	195.78	-	-	-	26.00	-	167.45
NIP 2341	D/C NISSAN	1946	3120.25	170.94	-	-	2439.40	-	-	155.43
NIP 2343	S/C NISSAN	1628	2390.20	131.58	-	-	-	-	-	144.05
NIP 2344	D/C NISSAN	4943	7688.98	421.74	1380.00	-	3833.15	39.00	70.00	208.64
NIP 2403	UD TRUCK ANIMAL TRUCK	4593	28258.22	1547.46	2530.00	-	-	-	-	197.27
NIP 2657	ISUZU FIRE TRUCK	-	-	-	-	-	-	-	-	133.26
NIP 2915	D/C ISUZU	7265	14283.75	769.46	3333.05	-	-	-	-	204.98
NIP 2917	D/C ISUZU	3921	7591.21	408.82	-	-	-	26.00	-	179.37
NIP 2922	E/C ISUZU	3422	8073.04	432.99	3588.00	-	-	180.00	-	222.87
NIP 2923	D/C ISUZU	4001	7591.53	410.30	-	-	-	13.00	-	183.52
NIP 2939	ISUZU S/C	891	840.00	45.65	2217.75	-	-	-	-	144.56
NIP 2954	D/C ISUZU	1574	3405.70	182.88	-	-	-	-	-	179.86
NIP 2955	D/C ISUZU	3396	6034.55	324.40	-	-	237.99	-	-	173.87
NUD 3533	S/C ISUZU	4048	7186.48	390.54	-	-	-	-	135.00	174.68
NUD 3552	S/C ISUZU	2761	5406.56	298.36	2543.88	91.75	-	-	-	177.10
NUD 3544	TOYOTA LAND CRUISER	1001	3457.25	187.59	-	-	-	-	-	149.34

**CORPORATE SERVICES DEPARTMENT**

VEHICLES	MAKE & MODEL	DISTANCE/ KM	FUEL COSTS	FUEL IN LITRES	REPAIRS	SERVICE	TYRES	TOLLGATES	OIL	FEES
NIP 2137	CHEV CRUZE	380	759.89	39.95	11702.29	-	373.52	-	-	177.20
NIP 1869	S/C ISUZU	1233	2311.26	124.18	15480.90	4390.88	-	-	-	192.89
NIP 2337	COROLLA	2673	4457.99	235.87	-	-	-	68.00	-	176.99

**EXECUTIVE AND COUNCIL**

NIP 1704	TOYOTA AVANZA	2443	3727.86	195.14	-	-	-	-	-	162.96
NIP 2348	VW BUS	5589	13813.19	762.78	-	-	5421.98	69.00	-	210.75

**POOL VEHICLES**

VEHICLES	MAKE & MODEL	DISTANCE/ KM	FUEL COSTS	FUEL IN LITRES	REPAIRS	SERVICE	TYRES	TOLLGATES	OIL	FEES
NIP 700	CHEV. CORSA	2008	2848.23	149.46	7026.50	7346.82	-	-	-	174.54

**BUDGET AND TREASURY OFFICE**

NIP 1421	TOYOTA AVANZA	3843	5713.33	304.81	-	-	-	26.00	-	191.33
NIP 2187	S/C ISUZU	4671	8964.35	487.38	-	-	-	-	-	184.39

<b>TOTAL</b>		<b>133907 KM &amp; 455 HRS</b>	<b>328,434.41</b>		<b>149,483.39</b>	<b>41,430.53</b>	<b>36,935.93</b>	<b>486.00</b>	<b>1,061.00</b>	<b>10,327.71</b>
--------------	--	------------------------------------	-------------------	--	-------------------	------------------	------------------	---------------	-----------------	------------------

0000049

**REPORT TO THE DR NKOSAZANA DLAMINI ZUMA MUNICIPAL  
COUNCIL**



---

Author : Chief Financial Officer

1<sup>st</sup> Level – Finance Portfolio Committee  
2<sup>nd</sup> Level – Executive Committee  
3<sup>rd</sup> Level – Municipal Council

---

**SUBJECT: PRELIMINARY MONTHLY IN YEAR MONITORING FINANCIAL REPORT  
FOR THE MONTH AND QUARTER ENDED 31 DECEMBER 2021**

---

## **PART 1 – MONTHLY REPORT**

### **1.1 PURPOSE**

The purpose of this report is to comply with section 71 and Section 52d of the Municipal Finance Management Act (MFMA) and the requirements as promulgated in the Government Gazette No 32141 of 17 April 2009.

### **1.2 STRATEGIC OBJECTIVE**

To ensure good governance, financial viability and optimal institutional transformation with capacity to execute its mandate.”

### **1.3 BACKGROUND**

Section 71 and Section 52 (d) of the MFMA and in terms of Section 28 of the Government Notice 32141 dated 17 April 2009, regarding the “Local Government: Municipal Finance Management Act 56 of 2003, Municipal Budget and Reporting Regulations” necessitates that specific financial particulars be reported on and in the format prescribed, hence this report to meet legislative compliance.

#### **“The Mayor of a municipality-**

**Section 52(d) must, within 30 days of the end of each quarter**, submit a report to council on the implementation of the budget and the financial state of the municipality;”

**Section 71(1)** The accounting officer of a municipality **must by no later than 10 working days after the end of each month** submit to the mayor of the municipality and the relevant treasury a statement in the prescribed format on the state of the municipality’s budget reflecting the following particulars for the month and for the financial year up to the end of that month: ...”.

**“Section 28 of government notice:** The monthly budget statement of a municipality must be in the format specified in Schedule C and include all the required tables, charts and explanatory information, taking into account any guidelines issued by the Minister in terms of section 168(1) of the Act.”

**For the reporting period ending 31 December 2021 the ten-working day reporting limit expired on 14 January 2022.**

**Further, Section 31(1) of the Government Gazette No 32141 of 17 April 2009 prescribes the following:**

“31. (1) The mayor’s quarterly report on the implementation of the budget and financial state of affairs of the municipality as required by section 52(d) of the Act must be –

- (a) in the format specified in Schedule C and include all the required tables, charts and explanatory
- (b) information, taking into account any guidelines issued by the Minister in terms of section 168(1) of the Act; and
- (c) consistent with the monthly budget statement for September, December, March and June as applicable; and
- (d) Submitted to the National Treasury and the relevant Provincial Treasury within five days of tabling of the report to the council.”

#### **4. RECOMMENDATIONS**

- (1) That, in compliance with, Section 71 and Section 52(d) of the MFMA and in terms of Government Notice 32141 dated 17 April 2009, regarding the “Local Government: Municipal Finance Management Act 2003 Municipal Budget and Reporting Regulations” the preliminary financial results regarding the operating and capital budgets for the Second quarter of the 2020/21 financial year, and supporting documents as required by National Treasury (Schedule C) be submitted to Full Council Committee.
- (2) In order to comply with Section 31(1) of the Government Gazette No 32141 of 17 April 2009 this report be submitted to the National Treasury and the relevant Provincial Treasury within five days of tabling the report in the municipal Council, in both hard document and in electronic format.

**1.4 That the Committee approves the following:**

- 1.5.1 Surplus for the period ending 31 December 2021 is R 61,145,283.14
- 1.5.2 Cash & Cash Equivalent for the period ending 31 December 2021 is R 210,768,125.76
- 1.5.3 Capital Expenditure for the period ending 31s December 2021 is R 23,424,761.37
- 1.5.4 Trade Receivables for the period ending 31 December is R 79,080,511.17
- 1.5.5 Trade and other payables for the period ending 31 December 2021 is R 120,750.00
- 1.5.6 Conditional Grants for the period ending 31 December 2021 is R 23,785,326.51
- 1.5.7 That the Committee Notes the withdrawals from bank account, attached under Supporting Documents in the report, in terms of Municipal Finance Management Act, Sec 11(4)

**1.6 Financial Ratios**

<b>Summary of Financial Performance</b>	<b>Actual Year to date (YTD)</b>
Actual Revenue to Budgeted Revenue	67%
Actual Opex to Budgeted Opex	38%
Actual Capex to Budgeted Capex	25%
Employee related cost	44%
Councillors Remuneration	47%
Conditional Grants Expenditure	41%
Creditors Age Analysis	100%
Debt Collection rate	94%

**2. EXECUTIVE SUMMARY**

The below analysis is a high-level assessment based on revenue and expenditure recognised on the Municipal Financial System. It is incumbent on the necessary user business units and user departments to ensure the completeness, Validity and accuracy of the information provided for the purposes of the assessment and bring to the attention of the council any further business units' items which are not fully elaborated below.

## 2.1 Operating Budget

### Summary financial performance report for the period ending 31 December 2021

The SFP shown in Annexure A, Table C4, is prepared on a similar basis to the prescribed budget format, detailing revenue by source type and expenditure by input type. The summary report indicates the following:

<b>DESCRIPTION</b>	<b>ORIGINAL BUDGET 2021/22 R'000</b>	<b>YTD BUDGET 31/12/2021 R'000</b>	<b>ACTUALS AS AT 31/12/2021 R'000</b>
Total Revenue	204,780,418.00	102,390,150.00	137,036,634.03
Total Expenditure	239,227,632.00	119,612,520.00	90,365,974.10
<b>Operating Surplus</b>	<b>-34,447,214.00</b>	<b>-17,222,370.00</b>	<b>46,670,659.93</b>
Transfers recognised - capital	36,508,000.00	18,253,998.00	14,474,623.21
<b>Surplus for the year</b>	<b>2,060,786.00</b>	<b>1,031,628.00</b>	<b>61,145,283.14</b>

## 2.2 Monthly Budget Tables

Table C1 below provides a summary of the overall performance in the Municipality and is unpacked in the sections that follow.

KZN436 Dr Nkosazana Dlamini Zuma - Table C1 Monthly Budget Statement Summary - M06 December

Description	2020/21	Budget Year 2021/22							
	Audited Outcome	Original Budget	Adjusted Budget	Monthly actual	YearTD actual	YearTD budget	YTD variance	YTD variance %	Full Year Forecast
<b>R thousands</b>									
<b>Financial Performance</b>									
Property rates	34,318	36,226	36,226	2,832	17,503	18,113	(610)	-3%	36,226
Service charges	3,878	4,045	4,045	334	2,004	2,023	(18)	-1%	4,045
Investment revenue	6,424	6,338	6,338	266	2,431	3,169	(738)	-23%	6,338
Transfers and subsidies	168,530	147,721	147,721	48,588	110,435	73,860	36,574	50%	147,721
Other own revenue	9,231	10,450	10,450	968	4,664	5,225	(561)	-11%	10,450
<b>Total Revenue (excluding capital transfers and contributions)</b>	<b>222,381</b>	<b>204,780</b>	<b>204,780</b>	<b>52,988</b>	<b>137,037</b>	<b>102,390</b>	<b>34,646</b>	<b>34%</b>	<b>204,780</b>
Employee costs	66,929	86,453	86,453	10,148	38,377	43,226	(4,849)	-11%	86,453
Remuneration of Councillors	11,598	11,901	11,901	989	5,645	5,951	(305)	-5%	11,901
Depreciation & asset impairment	32,995	49,362	49,362	3,354	19,204	24,681	(5,478)	-22%	49,362
Finance charges	149	303	303	0	9	151	(143)	-94%	303
Materials and bulk purchases	2,973	4,090	4,090	420	1,419	2,045	(626)	-31%	4,090
Transfers and subsidies	2,031	2,068	2,068	90	358	1,034	(676)	-65%	2,068
Other expenditure	49,369	85,050	85,050	5,544	25,354	42,525	(17,171)	-40%	85,050
<b>Total Expenditure</b>	<b>166,043</b>	<b>239,228</b>	<b>239,228</b>	<b>20,546</b>	<b>90,366</b>	<b>119,613</b>	<b>(29,247)</b>	<b>-24%</b>	<b>239,228</b>
<b>Surplus/(Deficit)</b>	<b>56,338</b>	<b>(34,447)</b>	<b>(34,447)</b>	<b>32,442</b>	<b>46,671</b>	<b>(17,222)</b>	<b>63,893</b>	<b>-371%</b>	<b>(34,447)</b>
Transfers and subsidies - capital (monetary allocations)	29,067	36,508	36,508	6,754	14,475	18,254	(3,779)	-21%	36,508
Contributions & Contributed assets	-	-	-	-	-	-	-	-	-
<b>Surplus/(Deficit) after capital transfers &amp; contributions</b>	<b>85,405</b>	<b>2,061</b>	<b>2,061</b>	<b>39,196</b>	<b>61,145</b>	<b>1,032</b>	<b>60,114</b>	<b>5827%</b>	<b>2,061</b>
Share of surplus/ (deficit) of associate	-	-	-	-	-	-	-	-	-
<b>Surplus/ (Deficit) for the year</b>	<b>85,405</b>	<b>2,061</b>	<b>2,061</b>	<b>39,196</b>	<b>61,145</b>	<b>1,032</b>	<b>60,114</b>	<b>5827%</b>	<b>2,061</b>
<b>Capital expenditure &amp; funds sources</b>									
<b>Capital expenditure</b>	<b>75,833</b>	<b>92,800</b>	<b>92,800</b>	<b>6,994</b>	<b>23,483</b>	<b>46,400</b>	<b>(22,917)</b>	<b>-49%</b>	<b>92,800</b>
Capital transfers recognised	0	36,508	36,508	5,873	12,587	18,254	(5,667)	-31%	36,508
Public contributions & donations	-	-	-	-	-	-	-	-	-
Borrowing	-	-	-	-	-	-	-	-	-
Internally generated funds	6,149	56,292	56,292	1,121	10,896	28,146	(17,249)	-61%	56,292
<b>Total sources of capital funds</b>	<b>6,149</b>	<b>92,800</b>	<b>92,800</b>	<b>6,994</b>	<b>23,483</b>	<b>46,400</b>	<b>(22,917)</b>	<b>-49%</b>	<b>92,800</b>
<b>Financial position</b>									
Total current assets	207,167	172,970	172,970		56,380				172,970
Total non current assets	472,936	551,313	551,313		4,279				551,313
Total current liabilities	54,610	70,440	70,440		(486)				70,440
Total non current liabilities	18,211	20,554	20,554		-				20,554
<b>Community wealth/Equity</b>	<b>521,878</b>	<b>633,288</b>	<b>633,288</b>		<b>-</b>				<b>633,288</b>
<b>Cash flows</b>									
Net cash from (used) operating	267,452	81,165	81,165	12,561	94,433	40,583	(53,850)	-133%	81,165
Net cash from (used) investing	(17,036)	(83,170)	(83,170)	(948)	(957)	(41,585)	(40,627)	98%	(83,170)
Net cash from (used) financing	(2)	(20)	(20)	-	(0)	(20)	(20)	98%	(20)
<b>Cash/cash equivalents at the month/year end</b>	<b>374,618</b>	<b>123,398</b>	<b>123,398</b>	<b>-</b>	<b>93,475</b>	<b>124,400</b>	<b>30,925</b>	<b>25%</b>	<b>(2,024)</b>
<b>Debtors &amp; creditors analysis</b>									
	0-30 Days	31-60 Days	61-90 Days	91-120 Days	121-150 Dys	151-180 Dys	181 Dys-1 Yr	Over 1Yr	Total
<b>Debtors Age Analysis</b>									
Total By Income Source	(1,290)	2,029	2,167	1,691	1,610	1,656	7,594	57,741	73,199
<b>Creditors Age Analysis</b>									
Total Creditors	7,450	-	-	-	-	-	-	47	7,496

## Financial Performance

Table C2 provides the statement of financial performance by standard classification

KZN436 Dr Nkosazana Dlamini Zuma - Table C2 Monthly Budget Statement - Financial Performance (functional classification) - M06 December

Description	Ref	Budget Year 2021/22								
		2020/21 Audited Outcome	Original Budget	Adjusted Budget	Monthly actual	YearTD actual	YearTD budget	YTD variance	YTD variance %	Full Year Forecast
<b>R thousands</b>	<b>1</b>									
<b>Revenue - Functional</b>										
<i>Governance and administration</i>		210,202	192,881	192,881	51,225	129,670	96,440	33,230	34%	192,881
Executive and council		-	-	-	-	-	-	-	-	-
Finance and administration		210,202	192,881	192,881	51,225	129,670	96,440	33,230	34%	192,881
Internal audit		-	-	-	-	-	-	-	-	-
<i>Community and public safety</i>		6,802	5,284	5,284	1,045	3,369	2,642	727	28%	5,284
Community and social services		6,215	3,973	3,973	748	2,656	1,986	669	34%	3,973
Sport and recreation		-	-	-	-	-	-	-	-	-
Public safety		586	1,311	1,311	296	713	655	57	9%	1,311
Housing		-	-	-	-	-	-	-	-	-
Health		-	-	-	-	-	-	-	-	-
<i>Economic and environmental services</i>		30,566	39,079	39,079	7,138	16,468	19,539	(3,071)	-16%	39,079
Planning and development		541	248	248	-	32	124	(92)	-74%	248
Road transport		30,025	38,831	38,831	7,138	16,436	19,415	(2,979)	-15%	38,831
Environmental protection		-	-	-	-	-	-	-	-	-
<i>Trading services</i>		3,878	4,045	4,045	334	2,004	2,023	(18)	-1%	4,045
Energy sources		-	-	-	-	-	-	-	-	-
Water management		-	-	-	-	-	-	-	-	-
Waste water management		-	-	-	-	-	-	-	-	-
Waste management		3,878	4,045	4,045	334	2,004	2,023	(18)	-1%	4,045
<i>Other</i>	4	-	-	-	-	-	-	-	-	-
<b>Total Revenue - Functional</b>	<b>2</b>	<b>251,448</b>	<b>241,288</b>	<b>241,288</b>	<b>59,742</b>	<b>151,511</b>	<b>120,644</b>	<b>30,867</b>	<b>26%</b>	<b>241,288</b>
<b>Expenditure - Functional</b>										
<i>Governance and administration</i>		104,607	150,132	150,132	11,710	55,283	75,066	(19,783)	-26%	150,132
Executive and council		20,684	23,513	23,513	2,311	10,114	11,756	(1,642)	-14%	23,513
Finance and administration		82,468	124,749	124,749	9,213	44,299	62,374	(18,076)	-29%	124,749
internal audit		1,455	1,870	1,870	186	870	935	(66)	-7%	1,870
<i>Community and public safety</i>		22,674	33,341	33,341	3,405	13,548	16,670	(3,121)	-19%	33,341
Community and social services		12,142	17,045	17,045	1,754	6,835	8,522	(1,687)	-20%	17,045
Sport and recreation		134	-	-	25	83	-	83	#DIV/0!	-
Public safety		10,044	15,641	15,641	1,581	6,473	7,820	(1,348)	-17%	15,641
Housing		298	655	655	45	157	327	(170)	-52%	655
Health		56	-	-	-	-	-	-	-	-
<i>Economic and environmental services</i>		29,159	40,427	40,427	4,244	16,525	20,213	(3,689)	-18%	40,427
Planning and development		9,157	16,680	16,680	1,395	4,780	8,340	(3,560)	-43%	16,680
Road transport		20,002	23,747	23,747	2,849	11,745	11,874	(129)	-1%	23,747
Environmental protection		-	-	-	-	-	-	-	-	-
<i>Trading services</i>		7,591	11,189	11,189	919	4,071	5,595	(1,523)	-27%	11,189
Energy sources		281	1,000	1,000	-	-	500	(500)	-100%	1,000
Water management		-	-	-	-	-	-	-	-	-
Waste water management		-	-	-	-	-	-	-	-	-
Waste management		7,310	10,189	10,189	919	4,071	5,095	(1,023)	-20%	10,189
<i>Other</i>		2,012	4,138	4,138	268	939	2,069	(1,130)	-55%	4,138
<b>Total Expenditure - Functional</b>	<b>3</b>	<b>166,043</b>	<b>239,228</b>	<b>239,228</b>	<b>20,546</b>	<b>90,366</b>	<b>119,613</b>	<b>(29,247)</b>	<b>-24%</b>	<b>239,228</b>
<b>Surplus/ (Deficit) for the year</b>		<b>85,405</b>	<b>2,061</b>	<b>2,061</b>	<b>39,196</b>	<b>61,145</b>	<b>1,032</b>	<b>60,114</b>	<b>5827%</b>	<b>2,061</b>

This table assess the revenue and expenditure by department, the expenditure for the period ending 31 December 2021 is R 90,4 million and revenue is R 151,5 million.

Expenditure by functional classification presents the expenditures by the departments. PWBS Department as the department responsible for the repairs and maintenance of the municipal assets and also with the largest staff complement.

Table C3 presents the same information as the table above, the difference being that it's by Municipal vote.

**KZN436 Dr Nkosazana Dlamini Zuma - Table C3 Monthly Budget Statement - Financial Performance (revenue and expenditure by municipal vote) - M06**

Vote Description	Ref	2020/21	Budget Year 2021/22							
		Audited Outcome	Original Budget	Adjusted Budget	Monthly actual	YearTD actual	YearTD budget	YTD variance	YTD variance %	Full Year Forecast
<b>R thousands</b>										
<b>Revenue by Vote</b>	1									
Vote 1 - Executive and Council		1	-	-	-	-	-	-	-	-
Vote 2 - Budget and Treasury		210,192	192,777	192,777	51,225	129,671	96,388	33,283	34.5%	192,777
Vote 3 - Corporate Services		9	105	105	-	-	52	(52)	-100.0%	105
Vote 4 - Community Services		9,125	9,329	9,329	1,379	5,374	4,684	709	15.2%	9,329
Vote 5 - Public Works and Basic Services		31,580	38,831	38,831	7,138	16,435	19,415	(2,981)	-15.4%	38,831
Vote 6 - Planning and Development		541	248	248	-	32	124	(92)	-74.3%	248
Vote 7 - [NAME OF VOTE 7]		-	-	-	-	-	-	-	-	-
Vote 8 - [NAME OF VOTE 8]		-	-	-	-	-	-	-	-	-
Vote 9 - [NAME OF VOTE 9]		-	-	-	-	-	-	-	-	-
Vote 10 - [NAME OF VOTE 10]		-	-	-	-	-	-	-	-	-
Vote 11 - [NAME OF VOTE 11]		-	-	-	-	-	-	-	-	-
Vote 12 - [NAME OF VOTE 12]		-	-	-	-	-	-	-	-	-
Vote 13 - [NAME OF VOTE 13]		-	-	-	-	-	-	-	-	-
Vote 14 - [NAME OF VOTE 14]		-	-	-	-	-	-	-	-	-
Vote 15 - [NAME OF VOTE 15]		-	-	-	-	-	-	-	-	-
<b>Total Revenue by Vote</b>	2	<b>251,448</b>	<b>241,288</b>	<b>241,288</b>	<b>59,742</b>	<b>151,511</b>	<b>120,644</b>	<b>30,867</b>	<b>25.6%</b>	<b>241,288</b>
<b>Expenditure by Vote</b>	1									
Vote 1 - Executive and Council		22,139	25,383	25,383	2,497	10,984	12,691	(1,707)	-13.5%	25,383
Vote 2 - Budget and Treasury		58,972	99,593	99,593	6,823	30,936	49,796	(18,861)	-37.9%	99,593
Vote 3 - Corporate Services		23,463	25,056	25,056	2,390	13,328	12,528	801	6.4%	25,056
Vote 4 - Community Services		26,419	40,929	40,929	3,875	15,124	20,464	(5,340)	-26.1%	40,929
Vote 5 - Public Works and Basic Services		30,908	41,702	41,702	4,427	17,947	20,851	(2,904)	-13.9%	41,702
Vote 6 - Planning and Development		4,142	6,564	6,564	533	2,047	3,282	(1,235)	-37.6%	6,564
Vote 7 - [NAME OF VOTE 7]		-	-	-	-	-	-	-	-	-
Vote 8 - [NAME OF VOTE 8]		-	-	-	-	-	-	-	-	-
Vote 9 - [NAME OF VOTE 9]		-	-	-	-	-	-	-	-	-
Vote 10 - [NAME OF VOTE 10]		-	-	-	-	-	-	-	-	-
Vote 11 - [NAME OF VOTE 11]		-	-	-	-	-	-	-	-	-
Vote 12 - [NAME OF VOTE 12]		-	-	-	-	-	-	-	-	-
Vote 13 - [NAME OF VOTE 13]		-	-	-	-	-	-	-	-	-
Vote 14 - [NAME OF VOTE 14]		-	-	-	-	-	-	-	-	-
Vote 15 - [NAME OF VOTE 15]		-	-	-	-	-	-	-	-	-
<b>Total Expenditure by Vote</b>	2	<b>166,043</b>	<b>239,228</b>	<b>239,228</b>	<b>20,546</b>	<b>90,366</b>	<b>119,613</b>	<b>(29,247)</b>	<b>-24.5%</b>	<b>239,228</b>
<b>Surplus/ (Deficit) for the year</b>	2	<b>85,405</b>	<b>2,061</b>	<b>2,061</b>	<b>39,196</b>	<b>61,145</b>	<b>1,032</b>	<b>60,114</b>	<b>5827.1%</b>	<b>2,061</b>

Table C4 This schedule provides information on the planned revenue and operational expenditures against the actual results for the period ending 31 December 2021.

KZN436 Dr Nkosazana Dlamini Zuma - Table C4 Monthly Budget Statement - Financial Performance (revenue and expenditure) - M06 December

Description	Ref	2020/21		Budget Year 2021/22						
		Audited Outcome	Original Budget	Adjusted Budget	Monthly actual	YearTD actual	YearTD budget	YTD variance	YTD variance %	Full Year Forecast
<b>R thousands</b>										
<b>Revenue By Source</b>										
Property rates		34,318	36,226	36,226	2,832	17,503	18,113	(610)	-3%	36,226
Service charges - electricity revenue		-	-	-	-	-	-	-	-	-
Service charges - water revenue		-	-	-	-	-	-	-	-	-
Service charges - sanitation revenue		-	-	-	-	-	-	-	-	-
Service charges - refuse revenue		3,878	4,045	4,045	334	2,004	2,023	(18)	-1%	4,045
Rental of facilities and equipment		878	864	864	102	510	432	78	18%	864
Interest earned - external investments		6,424	6,338	6,338	266	2,431	3,169	(738)	-23%	6,338
Interest earned - outstanding debtors		5,355	6,193	6,193	508	2,925	3,096	(172)	-8%	6,193
Dividends received		-	-	-	-	-	-	-	-	-
Fines, penalties and forfeits		1,631	418	418	285	668	209	460	220%	418
Licences and permits		414	664	664	20	225	332	(107)	-32%	664
Agency services		306	340	340	52	265	170	95	56%	340
Transfers and subsidies		168,530	147,721	147,721	48,588	110,435	73,860	36,574	50%	147,721
Other revenue		645	729	729	1	72	364	(293)	-80%	729
Gains		-	1,244	1,244	-	-	622	(622)	-100%	1,244
<b>Total Revenue (excluding capital transfers and contributions)</b>		<b>222,381</b>	<b>204,780</b>	<b>204,780</b>	<b>52,988</b>	<b>137,037</b>	<b>102,390</b>	<b>34,646</b>	<b>34%</b>	<b>204,780</b>
<b>Expenditure By Type</b>										
Employee related costs		66,929	86,453	86,453	10,148	38,377	43,226	(4,849)	-11%	86,453
Remuneration of councillors		11,598	11,901	11,901	989	5,645	5,951	(305)	-5%	11,901
Debt impairment		1,751	20,059	20,059	190	261	10,029	(9,768)	-97%	20,059
Depreciation & asset impairment		32,995	49,362	49,362	3,354	19,204	24,681	(5,478)	-22%	49,362
Finance charges		149	303	303	0	9	151	(143)	-94%	303
Bulk purchases - electricity		-	-	-	-	-	-	-	-	-
Inventory consumed		2,973	4,090	4,090	420	1,419	2,045	(626)	-31%	4,090
Contracted services		23,343	36,858	36,858	2,240	12,780	18,429	(5,649)	-31%	36,858
Transfers and subsidies		2,031	2,068	2,068	90	358	1,034	(676)	-65%	2,068
Other expenditure		24,275	28,134	28,134	3,114	12,313	14,066	(1,754)	-12%	28,134
Losses		-	-	-	-	-	-	-	-	-
<b>Total Expenditure</b>		<b>166,043</b>	<b>239,228</b>	<b>239,228</b>	<b>20,546</b>	<b>90,366</b>	<b>119,613</b>	<b>(29,247)</b>	<b>-24%</b>	<b>239,228</b>
<b>Surplus/(Deficit)</b>										
Transfers and subsidies - capital (monetary allocations) (National / Provincial and District)		29,067	36,508	36,508	6,754	14,475	18,254	(3,779)	(0)	36,508
Transfers and subsidies - capital (monetary allocations) (National / Provincial Departmental Agencies, Households, Non-profit Institutions, Private Enterprises, Public Corporations, Higher Educational Institutions)		-	-	-	-	-	-	-	-	-
Transfers and subsidies - capital (in-kind - all)		-	-	-	-	-	-	-	-	-
<b>Surplus/(Deficit) after capital transfers &amp; contributions</b>		<b>85,405</b>	<b>2,061</b>	<b>2,061</b>	<b>39,196</b>	<b>61,145</b>	<b>1,032</b>			<b>2,061</b>
Taxation		-	-	-	-	-	-	-	-	-
<b>Surplus/(Deficit) after taxation</b>		<b>85,405</b>	<b>2,061</b>	<b>2,061</b>	<b>39,196</b>	<b>61,145</b>	<b>1,032</b>			<b>2,061</b>
Attributable to minorities		-	-	-	-	-	-	-	-	-
<b>Surplus/(Deficit) attributable to municipality</b>		<b>85,405</b>	<b>2,061</b>	<b>2,061</b>	<b>39,196</b>	<b>61,145</b>	<b>1,032</b>			<b>2,061</b>
Share of surplus/ (deficit) of associate		-	-	-	-	-	-	-	-	-
<b>Surplus/ (Deficit) for the year</b>		<b>85,405</b>	<b>2,061</b>	<b>2,061</b>	<b>39,196</b>	<b>61,145</b>	<b>1,032</b>			<b>2,061</b>

In terms of the Second Quarter Budget & Performance assessment, the actual billed and/or collected to date is R 137 million inclusive of operational transfers and subsidies against YTD budget of R 102,4 million, this reflects a revenue variance against the period budget of 34% and that is reflecting a good performance against period target.

The operating expenditure budget as at 31 December 2021 is R 119,6 million against a YTD Actual of R 90,4 million and that is reflecting a variance of -24%, this indicates an under-spending against the period budget, when measured against the annual budget reflect a spending of 38% of the total operating budget. The operating surplus for the period is R 46,670,659.93 before Capital transfers and contributions

## Capital Expenditure

Table C5 below reports on the capital expenditures by departments (municipal vote) and also by standard classification. The bottom part of the schedule looks at the funding sources of the capital projects. The Capital expenditure report shown in attached C Schedule Table C5 has been prepared on the basis of the format required to be lodged electronically with National Treasury, and is categorised by municipal vote. The summary report indicates the following:

KZN436 Dr Nkosazana Dlamini Zuma - Table C5 Monthly Budget Statement - Capital Expenditure (municipal vote, functional classification and funding) - M06 December

Vote Description	Ref	2020/21		Budget Year 2021/22						
		Audited Outcome	Original Budget	Adjusted Budget	Monthly actual	YearTD actual	YearTD budget	YTD variance	YTD variance %	Full Year Forecast
<b>R thousands</b>	1									
<b>Multi-Year expenditure appropriation</b>	2									
Vote 1 - Executive and Council		-	-	-	-	-	-	-	-	-
Vote 2 - Budget and Treasury		6,510	-	-	-	-	-	-	-	-
Vote 3 - Corporate Services		-	-	-	-	-	-	-	-	-
Vote 4 - Community Services		-	-	-	-	-	-	-	-	-
Vote 5 - Public Works and Basic Services		(709)	30,758	30,408	2,943	12,301	15,204	(2,903)	-19%	30,408
Vote 6 - Planning and Development		-	-	-	-	-	-	-	-	-
Vote 7 - [NAME OF VOTE 7]		-	-	-	-	-	-	-	-	-
Vote 8 - [NAME OF VOTE 8]		-	-	-	-	-	-	-	-	-
Vote 9 - [NAME OF VOTE 9]		-	-	-	-	-	-	-	-	-
Vote 10 - [NAME OF VOTE 10]		-	-	-	-	-	-	-	-	-
Vote 11 - [NAME OF VOTE 11]		-	-	-	-	-	-	-	-	-
Vote 12 - [NAME OF VOTE 12]		-	-	-	-	-	-	-	-	-
Vote 13 - [NAME OF VOTE 13]		-	-	-	-	-	-	-	-	-
Vote 14 - [NAME OF VOTE 14]		-	-	-	-	-	-	-	-	-
Vote 15 - [NAME OF VOTE 15]		-	-	-	-	-	-	-	-	-
<b>Total Capital Multi-year expenditure</b>	4,7	<b>5,800</b>	<b>30,758</b>	<b>30,408</b>	<b>2,943</b>	<b>12,301</b>	<b>15,204</b>	<b>(2,903)</b>	<b>-19%</b>	<b>30,408</b>
<b>Single Year expenditure appropriation</b>	2									
Vote 1 - Executive and Council		129	151	151	38	74	76	(2)	-3%	151
Vote 2 - Budget and Treasury		63,568	803	803	-	90	491	(312)	-78%	803
Vote 3 - Corporate Services		439	1,708	1,708	-	174	854	(680)	-80%	1,708
Vote 4 - Community Services		4,937	11,147	11,147	72	505	5,573	(5,059)	-91%	11,147
Vote 5 - Public Works and Basic Services		894	48,072	48,422	3,941	10,341	24,211	(13,870)	-57%	48,422
Vote 6 - Planning and Development		65	160	160	-	-	80	(80)	-100%	160
Vote 7 - [NAME OF VOTE 7]		-	-	-	-	-	-	-	-	-
Vote 8 - [NAME OF VOTE 8]		-	-	-	-	-	-	-	-	-
Vote 9 - [NAME OF VOTE 9]		-	-	-	-	-	-	-	-	-
Vote 10 - [NAME OF VOTE 10]		-	-	-	-	-	-	-	-	-
Vote 11 - [NAME OF VOTE 11]		-	-	-	-	-	-	-	-	-
Vote 12 - [NAME OF VOTE 12]		-	-	-	-	-	-	-	-	-
Vote 13 - [NAME OF VOTE 13]		-	-	-	-	-	-	-	-	-
Vote 14 - [NAME OF VOTE 14]		-	-	-	-	-	-	-	-	-
Vote 15 - [NAME OF VOTE 15]		-	-	-	-	-	-	-	-	-
<b>Total Capital single-year expenditure</b>	4	<b>76,033</b>	<b>62,042</b>	<b>62,392</b>	<b>4,050</b>	<b>11,182</b>	<b>31,196</b>	<b>(20,013)</b>	<b>-64%</b>	<b>62,392</b>
<b>Total Capital Expenditure</b>	3	<b>75,833</b>	<b>92,800</b>	<b>92,800</b>	<b>6,994</b>	<b>23,483</b>	<b>46,400</b>	<b>(22,917)</b>	<b>-49%</b>	<b>92,800</b>
<b>Capital Expenditure - Functional Classification</b>										
<b>Governance and administration</b>		<b>69,777</b>	<b>3,213</b>	<b>3,213</b>	<b>38</b>	<b>337</b>	<b>1,606</b>	<b>(1,269)</b>	<b>-79%</b>	<b>3,213</b>
Executive and council		129	151	151	38	74	76	(2)	-3%	151
Finance and administration		69,648	3,061	3,061	-	263	1,531	(1,267)	-83%	3,061
Internal audit		-	-	-	-	-	-	-	-	-
<b>Community and public safety</b>		<b>5,807</b>	<b>11,347</b>	<b>11,347</b>	<b>248</b>	<b>880</b>	<b>5,673</b>	<b>(4,993)</b>	<b>-88%</b>	<b>11,347</b>
Community and social services		1,037	4,049	4,049	176	245	2,024	(1,779)	-88%	4,049
Sport and recreation		-	-	-	-	-	-	-	-	-
Public safety		4,770	7,298	7,298	72	435	3,649	(3,214)	-88%	7,298
Housing		-	-	-	-	-	-	-	-	-
Health		-	-	-	-	-	-	-	-	-
<b>Economic and environmental services</b>		<b>250</b>	<b>74,740</b>	<b>74,740</b>	<b>6,708</b>	<b>22,466</b>	<b>37,370</b>	<b>(14,904)</b>	<b>-40%</b>	<b>74,740</b>
Planning and development		69	72,153	69,853	6,884	19,057	34,826	(15,770)	-45%	69,853
Road transport		181	2,587	5,087	(176)	3,409	2,543	866	34%	5,087
Environmental protection		-	-	-	-	-	-	-	-	-
<b>Trading services</b>		<b>-</b>	<b>3,500</b>	<b>3,500</b>	<b>-</b>	<b>-</b>	<b>1,750</b>	<b>(1,750)</b>	<b>-100%</b>	<b>3,500</b>
Energy sources		-	-	-	-	-	-	-	-	-
Water management		-	-	-	-	-	-	-	-	-
Waste water management		-	1,000	1,000	-	-	500	(500)	-100%	1,000
Waste management		-	2,500	2,500	-	-	1,250	(1,250)	-100%	2,500
<b>Other</b>		<b>-</b>	<b>-</b>	<b>-</b>	<b>-</b>	<b>-</b>	<b>-</b>	<b>-</b>	<b>-</b>	<b>-</b>
<b>Total Capital Expenditure - Functional Classification</b>	3	<b>75,833</b>	<b>92,800</b>	<b>92,800</b>	<b>6,994</b>	<b>23,483</b>	<b>46,400</b>	<b>(22,917)</b>	<b>-49%</b>	<b>92,800</b>
<b>Funded by:</b>										
National Government		3	36,508	36,508	5,873	12,587	18,254	(5,667)	-31%	36,508
Provincial Government		-	-	-	-	-	-	-	-	-
District Municipality		-	-	-	-	-	-	-	-	-
Other transfers and grants		-	-	-	-	-	-	-	-	-
<b>Transfers recognised - capital</b>		<b>0</b>	<b>36,508</b>	<b>36,508</b>	<b>5,873</b>	<b>12,587</b>	<b>18,254</b>	<b>(5,667)</b>	<b>-31%</b>	<b>36,508</b>
<b>Public contributions &amp; donations</b>	5	<b>-</b>	<b>-</b>	<b>-</b>	<b>-</b>	<b>-</b>	<b>-</b>	<b>-</b>	<b>-</b>	<b>-</b>
<b>Borrowing</b>	6	<b>-</b>	<b>-</b>	<b>-</b>	<b>-</b>	<b>-</b>	<b>-</b>	<b>-</b>	<b>-</b>	<b>-</b>
<b>Internally generated funds</b>		<b>6,149</b>	<b>56,292</b>	<b>56,292</b>	<b>1,121</b>	<b>10,896</b>	<b>28,146</b>	<b>(17,249)</b>	<b>-61%</b>	<b>56,292</b>
<b>Total Capital Funding</b>		<b>6,149</b>	<b>92,800</b>	<b>92,800</b>	<b>6,994</b>	<b>23,483</b>	<b>46,400</b>	<b>(22,917)</b>	<b>-49%</b>	<b>92,800</b>

### Grants Funded Capital

- The Capital grant allocation for the financial year was R 36,5 million as per Dora Allocation. In the month of December 2021 spending is R 6,753,925.15, we have R 12,586,628.86 spending YTD.
- Integrated National Electrification Programme (INEP) of R 12,7 was allocated. The grant reflects R 3,041,534.20 spending at the end of December 2021 and YTD is R 3,172,034.15.
- The Municipality has submitted the rollover application together with the Annual Financial Statement on 31 August 2021, the municipality has received an approval letter of R 20, 3 million for Covid -19 Grant from National Treasury, and approval communication from Department of Economic Development for the Greenest Municipality Awards of R 375 000 and still awaiting approval for provincial grant rollover applications. Building Plans Management R 80,000 – the amount needs to be reverted to the provincial treasury

The rollovers include the following grants:

- Anti-Corruption Grant R 133,983.00
- Tittle Deeds Restoration Grant R 200,00

**Table A – Capital Expenditure Source**

FUNDING SOURCE	2021/22 ORIGINAL BUDGET R'000	YTD Budget 31/12/2021	YTD Actual Expenditure AS AT 31/12/2021	Balances	% Spent
MIG	36,508,000	18,254,000	12,586,628.86	23,921,371	34%
INTERNAL	56,291,601	28,145,801	10,838,133	45,453,469	19%
<b>TOTAL CAPEX</b>	<b>92,799,601</b>	<b>46,399,801</b>	<b>23,424,761</b>	<b>69,374,840</b>	<b>25%</b>
INEP	12,720,000	6,360,000	3,172,034.15	9,547,966	25%
<b>TOTAL INCLUDING INEP</b>	<b>105,519,601</b>	<b>52,759,801</b>	<b>26,596,796</b>	<b>78,922,806</b>	<b>25%</b>

**Table A** above presents similar information as table C5 the difference is that table A includes Electrification projects that is not included on table C5 because in the construction process the municipality acts as an agent in terms of the service level agreement with Eskom.

The total capital budget for the 2021/2022 financial year is R 105 ,5 million inclusive of INEP and the MIG allocation is R 36 ,5 million. The cumulative capital expenditure for the period amounts to R 26,6 Million. or 25% to the total budget. The municipality anticipate to spend 100% of the total capital budget as at the end of the financial year.

Therefore, the spending is sitting at 25% as at 31 December 2021 because of the delays caused by national lockdown and the delays on SCM processes and in some instance suitable service provider were not found as that would lead up the project being re-advertised but the expenditure will increase at the end of Quarter 3.

The municipality does not have delays arising from, poor performance on emerging contractors no appeal are in-process and no work stoppages.

The internal funding, the municipality has only spent 19% of its overall internal budget. The overall percentage of capital expenditure is 25% as at the end of December 2021(Incl. INEP).

## 2.3 Material variances over 5 percent - Revenue and Expenditure

### The main contributing factors to the over collection/billing include the following:

The YTD Operating Revenue for the 2020/21 financial year is R 102,4 million against YTD actual of R 137 million which implies that the municipality has received more revenue than anticipated

The reasons for the variances will be discussed with reference to Table C4 of the Budget Statement Table, and is explained as follows

- **Rental on Facilities and Equipment:** (18%) Rental of facilities and equipment - Underestimation of revenue from ad-hoc rentals due to unpredicted changes on lockdown levels which has an effect on hire and use of municipal properties.
- **Interest on Investment:** (-23) negative variance resulting that the interest due to the fact that some investments has not yet materialised as major investments, however, the income is expected to improve over the course of the year.
- **Licenses and Permits:**(-32) Licences and permits - Underestimation of budget due to unpredicted changes on lockdown levels as some levels result in extension of validity of motor licences, closure of learners licences centres and prohibition on movements of people.
- **Fines, Penalties, Forfeits:** (220%) more traffic fines were issued than anticipated.
- **Agency Services:** (-56) due to delays by DOT in processing the cheque for the municipality for the agency fees.

**Transfers and Subsidies:** (50%) reflects positive variance on transfers recognised, which is the direct impact of the following grants received first allocation:

1<sup>st</sup> allocation of R 1,9 million for FMG and,

1<sup>st</sup> and 2<sup>nd</sup> allocation of R 1,6 million for EPWP.

1<sup>st</sup> and 2<sup>nd</sup> Allocation of R 25,6 million for MIG

1<sup>st</sup> and 2<sup>nd</sup> Allocation of Equitable Share R 104,6 Million

- **Other Revenue:(-80%)**Other Income - Decrease in the sale of tender documents because tender briefing sessions were suspended as a result of Corvid 19 pandemic and service providers are encouraged to download it on municipal website free of charge, to reduce human movement, contact and spread of covid-19 and decrease in hall hire bookings.
- **Gains and disposal on PPE:** (-100) auction have taken place as we are still in the beginning of the financial year.

### Operating Expenditure material variances

The YTD Operating Expenditure for the 2021/22 financial year is R 90,4 million against YTD budget of R 119,6 million which implies that the municipality has a negative variance of R -29,247 million in expenditure arising from different line items.

The reasons for the variances will be discussed with reference to Table C4 of the Budget Statement Table, and is explained as follows

- **Employee related cost:** (-11%%) the variance is a result of the timing of filing of vacant positions.
- **Remuneration of councillors:** (-5) reflect negative variance for the month of December
- **Debt impairment:** (-97%) expenditure will be recognised at the end of the financial year. Debt impairment relates to long overdue customer accounts over 90 days. It is a non-cash item and is budgeted at a rate being the difference of the cash the municipality intends to collect and what is not collectable from customers.
- Items included in this category are bad debts written off which at the time of compiling report, there were no provisions recorded on the financial system resulting in this variance
- **Depreciation and Impairments:(-22%)** due to delays in completion of the prior year projects which effect the capitalisation and subsequent depreciation of the assets.
- It is therefore the sooner the prior year projects are completed; the sooner the variance will be eliminated.
- **Finance charges:** (94%) Incorrect interest projections/budgeting by management on the initial budget.
- **Other Materials:** (-31%) this variance is from the amount originally budgeted. maintenance and repairing of assets is going according to the adopted maintenance plan, hence the variance.
- **Contracted Services:(-31%)** Reduction on a number of operational costs due to covid-19, the expenditure will improve as the year progress.

- **Transfers and Subsidies:** (-65%) This is the expenditure incurred in providing free basic services to the community, the year-to-date actual is below the projected as it is depended on the number of indigents buying electricity.
- **Other Expenditure:** (-12%) reflects variance which is below what was budgeted. This is due to cost containment regulations and the timing of the projects; expenditure should increase during the course of the financial year.
- We must be cautious to not automatically view this underspending as savings which may be used elsewhere due to the following:
  - Historically, a large number of programmes commence in the third quarter for which budget must be retained, but the programmes are steady commencing.

### **Capital Expenditure material variances**

The Capital Expenditure for the 2021/22 financial year is R 7 million against YTD budget of R 23,4 million which implies that the capital expenditure incurred is significantly below the projection.

**Capital Expenditure:**(-61%) variance is due to delays in implementing projects as a result of the Covid-19 restrictions, rezoning processes as well as the delays in Environmental Impact Assessment.

There were minor delays in other appointments as the advertisement were done before the end of the fourth quarter. However, project implementation is expected to improve before the end of the third quarter, The slow spending on the capital budget has been noted and remedial measures are to be put in place.

### **Internal Funded Capital Projects**

- **Centocow Taxi Rank phase 2** - The project is practically complete.
- **Himeville business hives** - The advert is out for the appointment of suitable service provider.
- **Sdangeni Bridge** – The service provider has been appointed and inception meeting is schedule for 14<sup>th</sup> January 2022.
- **Creighton Artificial Sport field** – The project is 30% complete.
- **Construction of fire station** - The service provider has been appointed awaiting inception meeting.
- **Storm Water (All 15 Wards)** – supply to install pipes is on the specification committee and an order for additional pipes has been issued.
- **Renewal of gravel access roads (all 15 wards)** - The project is practical complete
- **Upgrading of Underberg town phase 1** – The project is 85% complete.
- **Upgrading of Bulwer town phase 1** - The project is practical complete
- **Upgrading of Creighton town phase 1** - The project is practical complete

## Grant Funded Projects

- **Construction of Underberg Community Town Hall** - The contractor is busy on site, and the project is 65% complete. The project was delayed by rezoning processes.
- **Electrification Projects** – A panel of service providers have been appointed, PWBS is busy fast-tracking documents for the service providers to get authorisation from Eskom stakeholders and design review team.

The detailed report for Capital Projects is attached as Appendix C (1) and detailed material variances on capital expenditure is attached as an annexure in the report.

## PART 2 – SUPPORTING DOCUMENTATION

### 2.1 Debtors Analysis

Table SC3 presented below summarises the Debtors Age Analysis as at 31 December 2021.

KZN436 Dr Nkosazana Dlamini Zuma - Supporting Table SC3 Monthly Budget Statement - aged debtors - M06 December

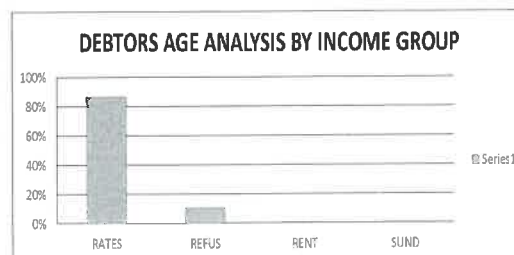
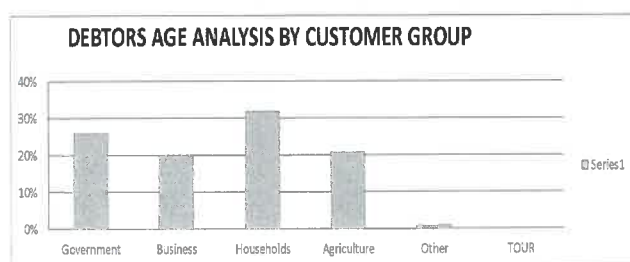
Description	NT Code	Budget Year 2021/22									Actual Bad Debts Written Off against Debtors	Impairment - Bad Debts iLo Council Policy	
		0-30 Days	31-60 Days	61-90 Days	91-120 Days	121-150 Dys	151-180 Dys	181 Dys-1 Yr	Over 1Yr	Total			Total over 90 days
<b>R thousands</b>													
<b>Debtors Age Analysis By Income Source</b>													
Trade and Other Receivables from Exchange Transactions - Water	1200	-	-	-	-	-	-	-	-	-	-	-	-
Trade and Other Receivables from Exchange Transactions - Electricity	1300	-	-	-	-	-	-	-	-	-	-	-	-
Receivables from Non-exchange Transactions - Property Rates	1400	3,828	1,723	1,896	1,413	1,321	1,109	6,064	34,503	51,857	44,411	-	-
Receivables from Exchange Transactions - Waste Water Management	1500	-	-	-	-	-	-	-	-	-	-	-	-
Receivables from Exchange Transactions - Waste Management	1600	610	238	209	196	184	460	791	4,367	7,056	5,969	-	-
Receivables from Exchange Transactions - Property Rental Debtors	1700	-	-	-	-	-	-	-	-	-	-	-	-
Interest on Arrear Debtor Accounts	1810	-	-	-	20	38	48	548	16,632	17,286	17,286	-	-
Recoverable unauthorised, irregular, fruitless and wasteful expenditure	1820	-	-	-	-	-	-	-	-	-	-	-	-
Other	1900	5,727	68	62	62	67	39	190	2,239	3,001	2,567	-	-
<b>Total By Income Source</b>	<b>2000</b>	<b>(1,290)</b>	<b>2,029</b>	<b>2,167</b>	<b>1,691</b>	<b>1,610</b>	<b>1,656</b>	<b>7,594</b>	<b>57,741</b>	<b>73,199</b>	<b>70,293</b>	<b>-</b>	<b>-</b>
<b>2020/21 - totals only</b>													
<b>Debtors Age Analysis By Customer Group</b>													
Organs of State	2200	(1,640)	493	427	425	437	397	2,439	23,063	26,012	26,761	-	-
Commercial	2300	257	392	338	316	276	156	663	4,744	7,141	6,155	-	-
Households	2400	571	881	1,168	720	673	895	3,423	21,490	29,821	27,250	-	-
Other	2500	478	293	234	231	224	206	1,069	8,445	10,225	10,177	-	-
<b>Total By Customer Group</b>	<b>2600</b>	<b>(1,260)</b>	<b>2,029</b>	<b>2,167</b>	<b>1,691</b>	<b>1,610</b>	<b>1,656</b>	<b>7,594</b>	<b>57,741</b>	<b>73,199</b>	<b>70,293</b>	<b>-</b>	<b>-</b>

- Consumer debtors' amount to R 73,198,772.36 excluding accounts with credit balances as at the end of December 2021. This indicates an increase of R 1,394,748.72 from June 2021 in which was R 71,804,023.64. The debtors' book is increasing as it is difficulty to collect debtors over a year.

Table 2.2

AGE ANALYSIS DECEMBER 2021

	Current	0-30 Days	30-60 Days	60-90 Days	90-120 Days	Older than 120 Days	Total	Debtor's in %
<b>Debtors Age Analysis by Income Group</b>								
RATES	(559,901.25)	2,484,625.06	1,902,809.48	1,722,925.38	1,896,331.34	60,990,073.37	68,436,863.38	87%
REFUS	(4,073.43)	345,075.33	269,073.55	238,376.17	208,982.34	7,819,263.93	8,876,697.89	11%
RENT	-	88,464.68	65,851.72	67,521.53	61,936.06	779,508.20	1,063,282.19	1%
SUND	-	-	-	-	-	703,667.71	703,667.71	1%
	(563,974.68)	2,918,165.07	2,237,734.75	2,028,823.08	2,167,249.74	70,292,513.21	79,080,511.17	100%
<b>Debtors Age Analysis by Customer Group</b>								
Government	(227,224.54)	352,935.95	332,796.27	333,601.31	327,182.37	20,694,000.40	21,813,291.76	28%
Business	(287,778.43)	281,876.13	212,552.69	163,407.76	135,008.85	7,185,032.34	7,690,099.34	10%
Households	(40,249.02)	1,450,068.91	999,212.15	882,241.00	1,169,011.06	27,242,577.28	31,702,861.38	40%
Agriculture	(8,722.69)	807,862.76	669,250.37	627,269.13	514,104.77	13,703,617.83	16,313,382.17	21%
Other	-	25,421.32	23,923.27	22,303.88	21,942.69	1,467,285.36	1,560,876.52	2%
<b>Total by Customer group</b>	<b>(563,974.68)</b>	<b>2,918,165.07</b>	<b>2,237,734.75</b>	<b>2,028,823.08</b>	<b>2,167,249.74</b>	<b>70,292,513.21</b>	<b>79,080,511.17</b>	<b>100%</b>



Reflected above is the age analysis of debtors for the months of October - December 2021. Debtors have fluctuated consistently during the three-month period, totalling at the end of the debtor book value amounted to R 79,080,511,17 million in the 2nd" quarter, this amount includes accounts with credit balances and the debtor's collection is 94% as at December 2021.

The debt is made up of the following:

- 1) Government: R 21,813,291.76
- 2) Business: R 7,690,099.34
- 3) Households: R 31,702,861.38
- 4) Agriculture: R 16,313,382.17
- 5) Other: R 1,560,876.52

**Quarterly Collection Rate: Quarter 2****The Collection Rate at the end of December 2021****REVENUE ANALYSIS 2021/2022**

		<b>Dec-21</b>
<b>Collection Rate</b>  $\frac{\text{(Gross Debtors Closing Balance + Billed Revenue - Gross Debtors Opening Balance - Bad Debts Written Off) / Billed Revenue} \times 100}{100}$		<b>94%</b>
	Gross Debtors closing balance	73,198,772.36
	Gross Debtors opening balance	71,804,026.64
	Bad debts written Off	-
	Billed Revenue	<b>24,240,007.07</b>

The fluctuation in the collection rate is noted in the 2nd quarter, With the implementation of the flat rate the department is hoping to see an improvement.

**The department is also actively recovering old debt, which has yielded an improvement in receipts.**

- The majority of debtors under this category is over 120 days and above, the matters have results in legal processes, estate late matters which pose a challenge as regards to debt collection. There are also certain accounts which are under query for various reasons, namely verification of government accounts prior to payment. The most significant debtors are reported to MANCO and Finance Portfolio Committee.
- The credit control measures for collection are implemented especially for old debt The municipality has attorneys to assist with collection of long outstanding debt when all internal processes have been exhausted.
- Revenue and debt collection unit has noted that more people are paying for their accounts since a dual collection strategy has been implemented (debt collection process is done both inhouse and supplemented by legal attorneys).

**2.2 Creditors Age Analysis**

The municipality does not have creditors age analysis, as the municipality makes an extra effort that creditors are paid within 30 days as per MFMA. The balance of trade payables for the month of December 2021 is sitting R 120,750 as there were no overdue outstanding invoices.

### 2.3 Cash and cash equivalents

The interest received from investment for the month of December 2021 is R 265,796.50 YTD amount is R 2.4 million. The cash bank balance as at 31 December 2021 amounted to R 4,3 million and short-term investments amounted to R 206.5 million with a total cash and cash equivalents of R 210,8 million. The cash coverage ratio as at 31 December 2021 is 9.1% based on average of R 20.0 million per month fixed operating expenditure. This indicates that the municipality as at 31 December 2021 had sufficient cash to operate for a period more than 3 months without receiving grants to cover operating costs. The norm as set out in the uniform financial ratios and norms circular 71 is 1 to 3 months.

The investment register with full details of accounts is attached as an annexure to the report.

#### ANALYSIS OF CASH & INVESTMENTS TABLE BELOW

**Table 2.3**

<b>Investments by maturity</b>	<b>Market value at end of the mont</b>
<b>Name of institution &amp; investment ID</b>	
FNB	63,428,354.21
NED BANK	50,644,880.53
INVESTEC	10,432,364.18
STANDARD BANK	51,344,542.22
ABSA BUSINESS BANK	30,630,565.71
<b>TOTAL INVESTMENTS AND INTEREST</b>	<b>206,480,706.85</b>

The table above reflects investments as at the end of the month at the various institutions at which the funds are invested. The total investments for the month totals to R **206,5 million**

#### Bank Balances

The following reflects bank balances at 31 December 2021

<b>Description</b>	<b>October 2021</b>	<b>November 21</b>	<b>December 21</b>
FNB Primary Account: 62026224999	14,796,548.37	7,552,806.08	3,213,358.98
FNB Money Market Account: 52552036969	1,123,830.13	1,037,987.64	1,074,059.93
<b>Total Cash held as at December 2021</b>	<b>15,920,378.50</b>	<b>8,590,793.72</b>	<b>4,287,418.91</b>

The Total Cash held as at 31 December 2021 is R **4,287,418.91**.

## 2.4 Conditional Grants Allocation and Grant receipts and Expenditure

The Municipality have received the conditional grant allocations amounting to R 11 million, YTD is R 142,3 million including Equitable Share and the municipality has roll-overs of R 6 million at the beginning of the financial year, which will be included in the adjustment budget if approved by the Treasury. The table below indicate the total spending to date is R 23.8 million as at 31 December 2021.

**Table 2.4**

GRANTS SUMMARY DECEMBER 2021-2022									
GRANT NAME	Vote Number	Original Budget 2020/2021	ROLL- OVER/OPENING BALANCE	APPROVED ROLLOVER BY NATIONAL TREASURY	TOTAL RECEIVED/ROLL OVER	TOTAL SPENT BUDGET TO DATE	TOTAL UNSPENT BUGDET TO DATE	TOTAL UNSPENT VS RECEIVED/ROLLOV ER ALLOCATION	TB/GI Balance
<b>NATIONAL TREASURY GRANTS</b>									
M&G	30311070111	36,508,000.00	-	-	25,600,000.00	14,474,623.22	22,033,376.78	11,125,376.78	11,125,376.78
FMG	30311070231	1,950,000.00	-	-	1,950,000.00	1,215,728.50	734,271.50	734,271.50	734,271.50
EPWP	30311070221	2,323,000.00	-	-	1,626,000.00	1,960,145.34	362,854.66	334,145.34	334,145.34
ELECTRIFICATION GRANT	30311070131	12,720,000.00	-	-	5,700,000.00	3,172,035.33	9,547,964.67	2,527,964.67	2,527,964.67
<b>SUB-TOTAL</b>		<b>53,501,000.00</b>	<b>-</b>	<b>-</b>	<b>34,876,000.00</b>	<b>20,822,532.39</b>	<b>32,678,467.61</b>	<b>14,053,467.61</b>	<b>14,053,467.61</b>
<b>KZN PROVINCIAL GRANTS</b>									
LIBRARY SERVICE OPERATIONAL GRANT	30311070251	3,972,000.00	-	-	3,972,000.00	2,651,770.02	1,320,229.98	1,320,229.98	1,320,229.98
CAPACITY BUILDING	30311073110/1/2	-	80,000.00	-	80,000.00	-	80,000.00	80,000.00	80,000.00
GREENEST MUNICIPAL AWARD	30311070190/1/2	-	375,000.00	-	375,000.00	-	375,000.00	375,000.00	375,000.00
<b>SUB-TOTAL</b>		<b>3,972,000.00</b>	<b>455,000.00</b>	<b>-</b>	<b>4,427,000.00</b>	<b>2,651,770.02</b>	<b>1,775,229.98</b>	<b>1,775,229.98</b>	<b>1,775,229.98</b>
<b>OTHER</b>									
ANTI CORRUPTION GRANT	30311073140/1/2	-	133,983.00	-	133,983.00	-	133,983.00	133,983.00	133,983.00
Title Deeds Restoration Grant	30311070020/12	-	200,000.00	-	200,000.00	-	200,000.00	200,000.00	200,000.00
BHIDLA HOUSING PROJECT	30311072940/1/2	-	5,624,057.41	-	5,935,081.51	311,024.11	5,624,057.40	5,624,057.40	5,624,057.40
		-	5,958,040.41	-	6,269,064.51	311,024.11	5,958,040.40	5,958,040.40	5,958,040.40
<b>TOTAL GRANTS</b>		<b>57,473,000.00</b>	<b>6,413,040.41</b>	<b>-</b>	<b>45,572,064.51</b>	<b>23,785,326.51</b>	<b>40,411,738.00</b>	<b>21,786,738.00</b>	<b>21,786,738.00</b>

## 2.5 Councillor and Staff Benefits

Table SC8 presents the expenditure of councillor and staff benefits at 31 December 2021

The table SC8 below for monthly budget statement Councillor and staff Benefit shows the detailed spending of staff salaries and wages and Councillor's remuneration.

KZN436 Dr Nkosazana Dlamini Zuma - Supporting Table SC8 Monthly Budget Statement - councillor and staff benefits - M06 December

Summary of Employee and Councillor remuneration	Ref	2020/21		Budget Year 2021/22						
		Audited Outcome	Original Budget	Adjusted Budget	Monthly actual	YearTD actual	YearTD budget	YTD variance	YTD variance %	Full Year Forecast
R thousands		A	B	C						D
<b>Councillors (Political Office Bearers plus Other)</b>	1									
Basic Salaries and Wages		8,081	8,256	8,256	763	4,205	4,128	78	2%	8,256
Pension and UIF Contributions		1,141	1,166	1,166	96	486	583	(97)	-17%	1,166
Medical Aid Contributions		-	-	-	-	-	-	-	-	-
Motor Vehicle Allowance		1,088	1,112	1,112	23	402	556	(153)	-28%	1,112
Cellphone Allowance		1,288	1,368	1,368	107	551	684	(133)	-19%	1,368
Housing Allowances		-	-	-	-	-	-	-	-	-
Other benefits and allowances		-	-	-	-	-	-	-	-	-
<b>Sub Total - Councillors</b>		<b>11,598</b>	<b>11,901</b>	<b>11,901</b>	<b>989</b>	<b>5,645</b>	<b>5,951</b>	<b>(305)</b>	<b>-5%</b>	<b>11,901</b>
<b>% increase</b>	4		<b>2.6%</b>	<b>2.6%</b>						<b>2.6%</b>
<b>Senior Managers of the Municipality</b>	3									
Basic Salaries and Wages		4,480	5,372	5,372	363	2,179	2,686	(507)	-19%	5,372
Pension and UIF Contributions		115	185	185	15	88	92	(4)	-4%	185
Medical Aid Contributions		55	114	114	4	24	57	(33)	-58%	114
Overtime		-	-	-	-	-	-	-	-	-
Performance Bonus		562	235	235	65	65	118	(53)	-45%	235
Motor Vehicle Allowance		330	491	491	38	230	245	(15)	-6%	491
Cellphone Allowance		-	-	-	-	-	-	-	-	-
Housing Allowances		80	84	84	7	40	42	(2)	-6%	84
Other benefits and allowances		42	201	201	0	20	100	(80)	-80%	201
Payments in lieu of leave		-	-	-	-	-	-	-	-	-
Long service awards		-	-	-	-	-	-	-	-	-
Post-retirement benefit obligations	2	-	-	-	-	-	-	-	-	-
<b>Sub Total - Senior Managers of Municipality</b>		<b>5,663</b>	<b>6,682</b>	<b>6,682</b>	<b>492</b>	<b>2,646</b>	<b>3,341</b>	<b>(695)</b>	<b>-21%</b>	<b>6,682</b>
<b>% increase</b>	4		<b>18.0%</b>	<b>18.0%</b>						<b>18.0%</b>
<b>Other Municipal Staff</b>										
Basic Salaries and Wages		42,120	55,199	55,199	4,692	24,508	27,599	(3,091)	-11%	55,199
Pension and UIF Contributions		6,906	8,465	8,465	654	3,855	4,232	(377)	-9%	8,465
Medical Aid Contributions		3,523	3,224	3,224	259	1,534	1,612	(78)	-5%	3,224
Overtime		2,391	4,761	4,761	159	1,390	2,380	(991)	-42%	4,761
Performance Bonus		1,033	1,419	1,419	1,290	1,300	709	591	83%	1,419
Motor Vehicle Allowance		-	-	-	-	-	-	-	-	-
Cellphone Allowance		-	-	-	-	-	-	-	-	-
Housing Allowances		110	398	398	10	63	199	(136)	-68%	398
Other benefits and allowances		2,402	3,442	3,442	2,496	2,611	1,721	891	52%	3,442
Payments in lieu of leave		-	-	-	-	-	-	-	-	-
Long service awards		1,313	441	441	22	247	221	27	12%	441
Post-retirement benefit obligations	2	1,468	2,424	2,424	74	222	1,212	(980)	-82%	2,424
<b>Sub Total - Other Municipal Staff</b>		<b>61,265</b>	<b>79,771</b>	<b>79,771</b>	<b>9,656</b>	<b>35,731</b>	<b>39,885</b>	<b>(4,154)</b>	<b>-10%</b>	<b>79,771</b>
<b>% increase</b>	4		<b>30.2%</b>	<b>30.2%</b>						<b>30.2%</b>
<b>Total Parent Municipality</b>		<b>78,526</b>	<b>98,354</b>	<b>98,354</b>	<b>11,138</b>	<b>44,023</b>	<b>49,176</b>	<b>(5,154)</b>	<b>-10%</b>	<b>98,354</b>

**Section 66** of the MFMA requires that the accounting officer of a municipality must report to Council in a prescribed format all expenditure incurred by the municipality on staff salaries, wages and benefits in a manner that discloses expenditure per type such as salaries contributions for pensions etc.

As at 31 December 2021, 47% of the councillor's allowances budget was spent and 44% spent against employee related costs budget. As at 31 December 2021 the total salary cost represented 44% of YTD operating expenditure for the period.

## 2.6 Capital Expenditure Trend as at 31 December 2021

KZN436 Dr Nkosazana Dlamini Zuma - Supporting Table SC12 Monthly Budget Statement - capital expenditure trend - M01 July

Month	2020/21	Budget Year 2021/22							
	Audited Outcome	Original Budget	Adjusted Budget	Monthly actual	YearTD actual	YearTD budget	YTD variance	YTD variance %	% spend of Original Budget
<b>R thousands</b>									
<b>Monthly expenditure performance trend</b>									
July	510	7,733	7,733	76	76	7,733	7,657	99.0%	0%
August	224	7,733	7,733	123	199	15,467	15,268	98.7%	0%
September	5,967	7,733	7,733	4,671	4,870	23,200	18,330	79.0%	5%
October	5,276	7,733	7,733	7,368	12,239	30,933	18,695	60.4%	13%
November	1,492	7,733	7,733	4,251	16,489	38,666	22,177	57.4%	18%
December	6,563	7,733	7,733	6,994	23,483	46,400	22,917	49.4%	25%
January	2,927	7,733	7,733	-	23,483	54,133	30,850	56.6%	25%
February	3,517	7,733	7,733	-	23,483	61,866	38,383	62.0%	25%
March	6,573	7,733	7,733	-	23,483	69,599	46,117	66.3%	25%
April	6,236	7,733	7,733	-	23,483	77,333	53,850	69.6%	25%
May	8,439	7,733	7,733	-	23,483	85,066	61,583	72.4%	25%
June	28,108	7,734	7,734	-	23,483	92,800	69,317	74.7%	25%
<b>Total Capital expenditure</b>	<b>75,833</b>	<b>92,800</b>	<b>92,800</b>	<b>23,483</b>					

## 2.7 Capital Expenditure on New Assets by Asset Class – 31 December 2021

KZN436 Dr Nkosazana Dlamini Zuma - Supporting Table SC13a Monthly Budget Statement - capital expenditure on new assets by asset class - M02 August

Description	Ref	2020/21	Budget Year 2021/22							
		Audited Outcome	Original Budget	Adjusted Budget	Monthly actual	YearTD actual	YearTD budget	YTD variance	YTD variance %	Full Year Forecast
<b>R thousands</b>										
<b>Capital expenditure on new assets by Asset Class/Sub-class</b>										
<b>Infrastructure</b>		10,234	18,600	18,600	-	-	3,100	3,100	100.0%	18,600
Roads Infrastructure		10,234	16,500	16,500	-	-	2,750	2,750	100.0%	16,500
Roads		10,234	16,500	16,500	-	-	2,750	2,750	100.0%	16,500
Attenuation		-	-	-	-	-	-	-	-	-
Electrical Infrastructure		-	500	500	-	-	83	83	100.0%	500
HV Substations		-	-	-	-	-	-	-	-	-
HV Switching Station		-	500	500	-	-	83	83	100.0%	500
Capital Spares		-	-	-	-	-	-	-	-	-
Solid Waste Infrastructure		-	1,600	1,600	-	-	267	267	100.0%	1,600
Landfill Sites		-	500	500	-	-	83	83	100.0%	500
Waste Transfer Stations		-	1,100	1,100	-	-	183	183	100.0%	1,100
Capital Spares		-	-	-	-	-	-	-	-	-
<b>Community Assets</b>		7,874	32,388	32,388	-	-	5,398	5,398	100.0%	32,388
Community Facilities		4,930	24,388	24,388	-	-	4,065	4,065	100.0%	24,388
Halls		1,152	16,000	16,000	-	-	2,667	2,667	100.0%	16,000
Centres		-	-	-	-	-	-	-	-	-
Crèches		582	3,523	3,523	-	-	587	587	100.0%	3,523
Police		-	-	-	-	-	-	-	-	-
Parks		-	465	465	-	-	78	78	100.0%	465
Public Open Space		-	-	-	-	-	-	-	-	-
Public Ablution Facilities		-	200	200	-	-	33	33	100.0%	200
Markets		-	3,700	3,700	-	-	617	617	100.0%	3,700
Airports		-	-	-	-	-	-	-	-	-
Taxi Ranks/Bus Terminals		3,195	500	500	-	-	83	83	100.0%	500
Capital Spares		-	-	-	-	-	-	-	-	-
Sport and Recreation Facilities		2,944	8,000	8,000	-	-	1,333	1,333	100.0%	8,000
Indoor Facilities		-	-	-	-	-	-	-	-	-
Outdoor Facilities		2,944	8,000	8,000	-	-	1,333	1,333	100.0%	8,000
<b>Other assets</b>		-	11,450	11,450	-	-	1,908	1,908	100.0%	11,450
Operational Buildings		-	11,450	11,450	-	-	1,908	1,908	100.0%	11,450
Municipal Offices		-	11,450	11,450	-	-	1,908	1,908	100.0%	11,450
<b>Biological or Cultivated Assets</b>		-	-	-	-	-	-	-	-	-
Biological or Cultivated Assets		-	-	-	-	-	-	-	-	-
<b>Intangible Assets</b>		259	499	499	-	-	83	83	100.0%	499
Servitudes		-	-	-	-	-	-	-	-	-
Licences and Rights		259	499	499	-	-	83	83	100.0%	499
Solid Waste Licenses		-	-	-	-	-	-	-	-	-
Computer Software and Applications		139	349	349	-	-	58	58	100.0%	349
Local Settlement Software Applications		-	-	-	-	-	-	-	-	-
Unspecified		120	150	150	-	-	25	25	100.0%	150
<b>Computer Equipment</b>		646	660	660	-	24	110	86	78.2%	660
Computer Equipment		646	660	660	-	24	110	86	78.2%	660
<b>Furniture and Office Equipment</b>		356	981	981	13	42	163	121	74.1%	981
Furniture and Office Equipment		356	981	981	13	42	163	121	74.1%	981
<b>Machinery and Equipment</b>		621	2,722	2,722	110	133	454	321	70.8%	2,722
Machinery and Equipment		621	2,722	2,722	110	133	454	321	70.8%	2,722
<b>Transport Assets</b>		4,268	-	-	-	-	-	-	-	-
Transport Assets		4,268	-	-	-	-	-	-	-	-
<b>Zoo's, Marine and Non-biological Animals</b>		-	-	-	-	-	-	-	-	-
Zoo's, Marine and Non-biological Animals		-	-	-	-	-	-	-	-	-
<b>Total Capital Expenditure on new assets</b>	1	24,257	67,300	67,300	123	199	11,217	11,018	98.2%	67,300

## 2.8 Capital Expenditure on Renewal of Existing Assets by Asset Class – 31 December 2021

KZN436 Dr Nkosazana Dlamini Zuma - Supporting Table SC13b Monthly Budget Statement - capital expenditure on renewal of existing assets by asset class -										
Description	Ref	2020/21		Budget Year 2021/22						
		Audited Outcome	Original Budget	Adjusted Budget	Monthly actual	YearTD actual	YearTD budget	YTD variance	YTD variance %	Full Year Forecast
<b>R thousands</b>										
1										
<b>Capital expenditure on renewal of existing assets by Asset Class/Sub-class</b>										
<b>Infrastructure</b>		<b>31,756</b>	<b>10,000</b>	<b>7,500</b>	-	-	3,750	3,750	100.0%	7,500
Roads Infrastructure		31,756	10,000	7,500	-	-	3,750	3,750	100.0%	7,500
Roads		31,756	10,000	7,500	-	-	3,750	3,750	100.0%	7,500
Laboratories		-	-	-	-	-	-	-	-	-
<b>Land</b>		-	-	-	-	-	-	-	-	-
<b>Zoo's, Marine and Non-biological Animals</b>		-	-	-	-	-	-	-	-	-
Zoo's, Marine and Non-biological Animals		-	-	-	-	-	-	-	-	-
<b>Total Capital Expenditure on renewal of existing assets</b>	<b>1</b>	<b>31,756</b>	<b>10,000</b>	<b>7,500</b>	<b>-</b>	<b>-</b>	<b>3,750</b>	<b>3,750</b>	<b>100.0%</b>	<b>7,500</b>

## 2.9 Capital expenditure on upgrading of existing assets by asset class – 31 December 2021

KZN436 Dr Nkosazana Dlamini Zuma - Supporting Table SC13e Monthly Budget Statement - capital expenditure on upgrading of existing assets by asset class -										
Description	Ref	2020/21		Budget Year 2021/22						
		Audited Outcome	Original Budget	Adjusted Budget	Monthly actual	YearTD actual	YearTD budget	YTD variance	YTD variance %	Full Year Forecast
<b>R thousands</b>										
1										
<b>Capital expenditure on upgrading of existing assets by Asset Class/Sub-class</b>										
<b>Infrastructure</b>		<b>13,625</b>	<b>13,600</b>	<b>13,250</b>	-	4,634	6,625	1,991	30.1%	13,250
Roads Infrastructure		13,625	13,000	12,650	-	4,634	6,325	1,691	26.7%	12,650
Roads		13,625	13,000	12,650	-	4,634	6,325	1,691	26.7%	12,650
Capital Spares		-	-	-	-	-	-	-	-	-
Solid Waste Infrastructure		-	600	600	-	-	300	300	100.0%	600
Landfill Sites		-	600	600	-	-	300	300	100.0%	600
<b>Community Assets</b>		<b>73</b>	<b>1,250</b>	<b>1,250</b>	-	58	625	567	90.7%	1,250
Community Facilities		73	250	250	-	58	125	67	53.4%	250
Theatres		-	-	-	-	-	-	-	-	-
Libraries		-	-	-	-	58	-	(58)	#DIV/0!	-
Nature Reserves		-	-	-	-	-	-	-	-	-
Public Ablution Facilities		-	250	250	-	-	125	125	100.0%	250
Airports		-	-	-	-	-	-	-	-	-
Taxi Ranks/Bus Terminals		73	-	-	-	-	-	-	-	-
Capital Spares		-	-	-	-	-	-	-	-	-
Sport and Recreation Facilities		-	1,000	1,000	-	-	500	500	100.0%	1,000
Indoor Facilities		-	-	-	-	-	-	-	-	-
Outdoor Facilities		-	1,000	1,000	-	-	500	500	100.0%	1,000
<b>Other assets</b>		<b>6,122</b>	-	-	-	-	-	-	-	-
Operational Buildings		6,122	-	-	-	-	-	-	-	-
Municipal Offices		6,122	-	-	-	-	-	-	-	-
<b>Furniture and Office Equipment</b>		<b>-</b>	<b>650</b>	<b>650</b>	-	-	325	325	100.0%	650
Furniture and Office Equipment		-	650	650	-	-	325	325	100.0%	650
Zoo's, Marine and Non-biological Animals		-	-	-	-	-	-	-	-	-
<b>Total Capital Expenditure on upgrading of existing assets</b>	<b>1</b>	<b>19,821</b>	<b>15,500</b>	<b>15,150</b>	<b>-</b>	<b>4,692</b>	<b>7,575</b>	<b>2,883</b>	<b>38.1%</b>	<b>15,150</b>

### 3 Schedule C table

Schedule C table version 6.5 attached.

### 4 Progress on capital project

Project status report attached.

### 5 Municipal Manager's quality certification

Quality certificate attached.

Appendix B

Operating Revenue and Expenditure for December 2021

	Original Budget 2021/2022	Month Budget	Month Actual Received/ Paid	Month Billing	YTD Billing	YTD actual Received/ paid	YTD Budget	% spend/ Received this month	% spend /Received YTD to date
Property Rates	36,226,137.08	3,018,844.76	5,962,547.77	3,464,561.10	21,433,852.33	18,633,036.17	18,113,068.54	198%	51%
Rates & Refuse Penalties	6,192,532.56	516,044.38	508,135.46	516,044.00	2,924,750.00	2,416,615.00	3,096,266.28	98%	39%
Service charges	4,045,022.81	337,085.23	334,282.73	337,085.00	2,022,510.00	2,004,222.00	2,022,511.40	99%	50%
Traffic fines	312,181.00	26,015.08	224,800.00	-	-	224,800.00	156,090.50	864%	72%
Licences and Permit	369,000.00	30,750.00	15,085.30	-	-	141,786.00	184,500.00	49%	38%
Learners Licences	200,000.00	16,666.67	7,826.04	-	-	75,153.00	100,000.00	47%	38%
Service charges: Sales: Licence & Permit	4,750.00	395.83	4,744.32	-	-	2,370.00	2,370.00	1199%	50%
Road and Transport:Taxi Rank	90,000.00	7,500.00	-	-	-	-	45,000.00	-	0%
Valuation Appeal	9,416.46	784.70	-	-	-	-	4,708.23	0%	0%
Burial Fees	581.84	48.49	-	-	-	3,616.00	290.92	0%	621%
Shared Planner & Building Plan inspection fees	242,775.00	20,231.25	-	-	-	31,817.00	121,387.50	0%	13%
Rent of facilities and equipment	863,806.00	71,983.83	102,466.05	71,983.00	431,898.00	509,914.00	431,903.00	142%	59%
Refuse Garden	20,315.57	1,692.96	-	-	-	-	10,157.78	0%	0%
Interest received-External Investments	6,338,030.91	528,169.24	265,796.50	-	-	2,430,734.00	3,169,015.46	50%	38%
Government grants and subsidies	184,229,000.00	15,352,416.67	57,492,000.00	-	-	137,755,000.00	92,114,500.00	374%	75%
Library lost books	908.09	75.67	-	-	-	4,113.00	454.04	0%	453%
Pound income	105,666.30	8,805.53	17,229.57	-	-	147,868.00	52,833.15	196%	140%
Printing income	6,004.38	500.37	-	-	-	23,793.00	3,002.19	0%	396%
Rates clearance certificates	7,122.35	593.53	-	-	-	660.00	3,561.17	0%	0%
Sale of hay	10,587.41	882.28	-	-	-	5,293.71	5,293.71	0%	6%
Tender deposits	222,428.08	18,535.67	-	-	-	683.00	111,214.04	0%	0%
Seta Training Refund	104,500.00	8,708.33	-	-	-	-	52,250.00	0%	0%
Disposal of PPE	1,244,000.00	103,666.67	-	-	-	-	622,000.00	0%	0%
Sundry income	103,900.00	8,658.33	1,112.12	-	-	6,963.00	51,950.00	13%	7%
Income for Agency Services	339,752.68	28,312.72	51,793.35	-	-	264,748.00	169,876.34	183%	78%
<b>TOTAL REVENUE</b>	<b>241,288,418.51</b>	<b>20,107,368.21</b>	<b>64,987,819.21</b>	<b>4,389,673.10</b>	<b>35,117,384.80</b>	<b>164,677,891.17</b>	<b>120,644,209.25</b>	<b>323%</b>	<b>68%</b>
Employee related costs	86,452,888.00	7,204,407.33	10,148,434.34	-	-	38,377,263.00	43,226,444.00	141%	44%
Remuneration of councillors	11,901,110.00	991,759.17	989,173.74	-	-	5,645,245.00	5,950,555.00	100%	47%
Provision for doubtful debts	20,058,584.00	1,671,548.67	190,242.63	-	-	261,049.00	10,029,292.00	11%	1%
Depreciation	49,362,351.00	4,113,529.25	3,353,814.52	-	-	19,203,588.00	24,681,175.50	82%	39%
Repairs and Maintenance	7,887,671.00	657,305.92	786,387.49	-	-	3,201,436.00	3,943,835.50	120%	41%
Finance costs	302,857.00	25,238.08	191.04	-	-	8,825.00	151,428.50	1%	3%
Contracted services	28,970,511.00	2,414,209.25	1,453,454.35	-	-	9,578,560.00	14,485,255.50	60%	33%
General expenses	34,291,660.00	2,857,638.33	3,113,757.60	-	-	12,312,694.00	17,145,830.00	109%	36%
<b>TOTAL EXPENDITURE</b>	<b>239,227,632.00</b>	<b>19,935,636.00</b>	<b>20,035,455.71</b>	<b>-</b>	<b>-</b>	<b>88,588,660.00</b>	<b>119,613,816.00</b>	<b>101%</b>	<b>37%</b>
<b>Net Surplus (Deficit)</b>	<b>2,060,786.51</b>	<b>171,732.21</b>	<b>44,952,363.50</b>	<b>4,389,673.10</b>	<b>35,117,384.80</b>	<b>76,089,231.17</b>	<b>1,373,857.67</b>	<b>223%</b>	<b>31%</b>

00571

Appendix C (1)

**Capital Project for 2021/2022**

Name of Item	Source of Fund	Original Budget 2021/2022	Actual spent for December 2021	YTD Actual Spent	% Spent YTD
Procurement of Computer Software	Internal	308,798.22		10,246.83	3%
Procurement of Computer Equipment	Internal	660,000.00		214,184.85	32%
Procurement of Furniture and Equipment	Internal	772,733.00	93,783.43	400,204.82	52%
Procurement of Plant and Equipment	Internal	4,151,950.00	27,000.00	3,717,521.92	90%
Fiber connection	Internal	83,120.00			0%
Installation of Cameras	Internal	100,000.00		110,342.50	110%
Procurement of Anti Virus	Internal	150,000.00			0%
External Computer Service-Software Licences	Internal	40,000.00			0%
Fire Extinguish Equipment	Internal	150,000.00			0%
Building of Industrial Business Park/ Hub	Internal	200,000.00			0%
Fresh Produce Market	Internal	200,000.00			0%
Municipal Offices	Internal	550,000.00			0%
Bus Shelters	Internal	500,000.00		692,800.00	139%
Backup Generator	Internal	1,000,000.00	1,000,000.00	1,000,000.00	100%
Gqumeni Creche	Internal	15,000.00			0%
Paving and Parking	Internal	65,000.00			0%
Guard House	Internal	400,000.00			0%
Creighton CBD Infrastructure Upgrade	Internal	3,000,000.00		1,455,851.57	49%
Bulwer CBD Infrastructure Upgrade	Internal	2,650,000.00		202,907.37	8%
Storm Water Pipes	Internal	1,000,000.00			0%
Bulwer Asphalt Road Phase 8	Internal	3,650,000.00			0%
Underberg Asphalt Road Phase 3	Internal	4,000,000.00			0%
Himeville Asphalt Surfacing Phase 3	Internal	5,000,000.00			0%
Makawusane Sports field Phase 2	Internal	1,000,000.00			0%
Installation of Himeville T Station weighbridge	Internal	1,100,000.00			0%
Installation of Himeville T Station Shredder	Internal	300,000.00			0%
Carport covers	Internal	200,000.00			0%
Installation of dumpsite liner (HDPE)	Internal	500,000.00			0%
Dump site and Transfer Station guardhouses	Internal	200,000.00			0%
Bulwer Landfill Closure and Rehabilitation	Internal	600,000.00			0%
Street light/high mast (Bulwer and Donnybrook)	Internal	500,000.00			0%
Parks, Cemeteries and waste disposal sites Toilets	Internal	400,000.00			0%
Construction of Storeroom	Internal	500,000.00			0%
Firearm Safes	Internal	25,000.00			0%
Procurement of Computer Server	Internal	650,000.00			0%
Development of SMME Car Washes	Internal	600,000.00			0%
Procurement of Drones	Internal	40,000.00			0%
Procurement of Rifles	Internal	80,000.00			0%
Extension of Grazing Land	Internal	250,000.00			0%
Purchase of Furniture making Property (Municipal Office)	Internal	2,700,000.00			0%
Disaster Management Center	Internal	6,500,000.00		59,206.35	1%
Underberg CBD Infrastructure Upgrade	Internal	3,000,000.00		2,974,866.30	99%
Hlabeni Community Hall	Internal	1,000,000.00			0%
Renewal of Gravel Roads	Internal	7,500,000.00			0%
<b>TOTAL INTERNAL FUNDED</b>		<b>56,291,601.22</b>	<b>1,120,783.43</b>	<b>10,896,332.51</b>	<b>19%</b>
Sdangeni Bridge Road	MIG	3,000,000.00			0%
Underberg Community Town Hall	MIG	10,000,000.00	1,971,624.59	6,636,980.81	66%
Creighton Asphalt Road Phase 6	MIG	3,500,000.00	872,386.68	1,812,289.94	52%
Creighton Artificial Sportfield	MIG	8,000,000.00	1,043,293.00	2,151,684.00	27%
Sopholile Creche	MIG	1,750,000.00	473,200.23	473,200.23	27%
Lubovana Creche	MIG	1,758,000.00	475,291.22	475,291.22	27%
Cabazi Hall - Covid-19	MIG	2,500,000.00	496,496.33	496,496.33	20%
Ndodeni Hall	MIG	2,500,000.00	540,686.33	540,686.33	22%
Himeville Business Hives	MIG	3,500,000.00			0%
<b>TOTAL MIG FUNDED</b>		<b>36,508,000.00</b>	<b>5,872,978.38</b>	<b>12,586,628.86</b>	<b>34%</b>
<b>Total Capital Expenditure</b>		<b>92,799,601.22</b>	<b>6,993,761.81</b>	<b>23,482,961.37</b>	<b>25%</b>
<b>Electrification Project 2021/2022</b>					
Electrification	INEP	12,720,000.00	3,041,534.20	3,172,034.15	25%
<b>TOTAL CAPITAL EXPENDITURE INCLUDING INEP &amp; HOUSING</b>		<b>105,519,601.22</b>	<b>10,035,296.01</b>	<b>26,654,995.52</b>	<b>25%</b>

Appendix D  
ALLOCATIONS RECEIVED FOR THE FINANCIAL YEAR 2021/2022

Name of Grant	Original Budget 2021/2022	Actual Received in December 2021	Actual Received YTD 2021/2022	%Received
Community Library Service Grant	1,166,000.00		1,166,000.00	100%
Municipal Finance Management Grant	1,950,000.00		1,950,000.00	100%
Expanded Public Works Programme	2,323,000.00		1,626,000.00	70%
Provincialisation of Libraries Grant	2,806,000.00		2,806,000.00	100%
Integrated National Electrification Programme	12,720,000.00		5,700,000.00	45%
Capital: Municipal Infrastructure Grant	36,508,000.00	11,000,000.00	25,600,000.00	70%
Equitable Share	139,476,000.00	46,492,000.00	104,607,000.00	75%
<b>TOTAL</b>	<b>195,783,000.00</b>	<b>57,492,000.00</b>	<b>142,289,000.00</b>	<b>73%</b>
<b>TOTAL</b>	<b>195,783,000.00</b>	<b>57,492,000.00</b>	<b>142,289,000.00</b>	<b>73%</b>

110,989,000.00      116,689,000.00

## KZN436 31 DECEMBER EXPENDITURE

Item		Monthly Budget					Ann, YTD %
		Approved Annual Budget 2021/2022	Budget Month Dec	Actual Month Dec	Budget YTD (1Mth)	Actual YTD (1Mth)	
<b>: Employee Related Costs - Wages</b>							
20800	Employee Relate:Senior Managem	970,536	80,878	75,930	485,268	455,581	47%
21000	Employee Relate:Senior Managem	63,006	5,250		31,500	-	0%
21700	Employee Relate:Senior Managem	191,250	15,937	15,000	95,622	90,000	47%
21900	SnrMan:Accom Travel&Incidental	50,000	4,166		24,996	-	0%
25300	Employee Relate:Senior Managem	980,797	81,733	78,259	490,398	469,554	48%
25500	Employee Relate:Senior Managem	53,296	4,441		26,646	-	0%
26000	Employee Relate:Senior Managem	84,475	7,039	6,626	42,234	39,753	47%
26200	Chief Financial Officer:Travel	25,500	2,125	2,000	12,750	12,000	47%
26400	Employee Relate:Senior Managem	50,000	4,166		24,996	7,272	15%
29800	Employee Relate:Senior Managem	998,666	83,222	78,327	499,332	469,960	47%
30700	Designation:Travel or Motor Ve	133,875	11,156	10,500	66,936	63,000	47%
30900	Employee Relate:Senior Managem	100,000	8,333		49,998	-	0%
34300	Employee Relate:Senior Managem	926,625	77,218	61,775	463,308	370,649	40%
34500	Employee Relate:Senior Managem	46,331	3,860		23,160	-	0%
35200	Employee Relate:Senior Managem	50,000	4,166	10,901	24,996	65,408	131%
35400	Designation:Accommodation, Tra		-		-	1,357	0%
38800	Employee Relate:Senior Managem	877,269	73,105	68,805	438,630	412,832	47%
39000	Employee Relate:Senior Managem	43,606	3,633	65,026	21,798	65,025	149%
39700	Employee Relate:Senior Managem	50,000	4,166		24,996	-	0%
39900	Designation:Accommodation, Tra		-		-	11,164	0%
79300	Designation:Basic Salary	617,750	51,479		308,874	-	0%
79500	Designation:Bonuses	29,071	2,422		14,532	-	0%
80200	Designation:Travel or Motor Ve	40,000	3,333		19,998	-	0%
99600	Employee Relate:Municipal Staf	55,198,741	4,599,886	4,692,120	27,599,316	24,507,968	44%
99800	Employee Relate:Municipal Staf	1,418,707	118,223	1,290,397	709,338	1,300,388	92%
100100	Employee Relate:Municipal Staf	669,000	55,744	32,156	334,464	86,473	13%
100800	Employee Relate:Municipal Staf	397,618	33,129	10,456	198,774	62,735	16%
101800	Employee Relate:Municipal Staf	2,742,754	228,557	2,461,266	1,371,342	2,511,898	92%
102000	Staff:Long Service Award	441,000	36,750	21,638	220,500	247,464	56%
102300	Employee Relate:Municipal Staf	2,045,159	170,429	97,645	1,022,574	716,853	35%
102900	Employee Relate:Municipal Staf	1,854,466	154,537	42,637	927,222	381,536	21%
103000	Employee Relate:Municipal Staf	861,008	71,747	18,237	430,482	291,191	34%
106400	Post-retirement Benefit:Leave	2,424,283	202,023	73,804	1,212,138	222,203	9%
<b>3000</b>	<b>Employee Related Costs - Wages</b>	<b>74,434,789</b>	<b>6,202,853</b>	<b>9,213,506</b>	<b>37,217,118</b>	<b>32,862,264</b>	<b>44%</b>
<b>: Employee Related Costs - Social</b>							
24200	Employee Relate:Senior Managem	23,057	1,921	2,033	11,526	12,196	53%
24300	SnrMan:Pension Funds	174,696	14,558	14,507	87,348	84,222	48%
24400	Employee Relate:Senior Managem	1,785	148	177	888	1,062	59%
24900	Employee Relate:Senior Managem	126	10	10	60	60	48%
28700	Employee Relate:Senior Managem	41,769	3,480	1,942	20,880	11,653	28%
28900	Employee Relate:Senior Managem	1,785	148	177	888	1,062	59%
29400	Employee Relate:Senior Managem	126	10	10	60	60	48%
33200	Designation:Medical	49,355	4,112		24,672	-	0%
33400	Employee Relate:Senior Managem	1,785	148	177	888	1,062	59%
33900	Employee Relate:Senior Managem	126	10	10	60	60	48%
37900	Employee Relate:Senior Managem	3,570	296	177	1,776	1,062	30%
38400	Employee Relate:Senior Managem	126	10	10	60	60	48%
42900	Employee Relate:Senior Managem	126	10	10	60	60	48%
82900	Designation:Unemployment Insur	1,338	111		666	-	0%
83400	Designation:Bargaining Council	126	10		60	-	0%
103900	Employee Relate:Municipal Staf	29,780	2,476	2,194	14,856	12,907	43%
104100	Employee Relate:Municipal Staf	3,223,500	268,618	259,373	1,611,708	1,534,072	48%
104200	Employee Relate:Municipal Staf	8,077,069	673,082	611,001	4,038,492	3,625,451	45%
104300	Employee Relate:Municipal Staf	387,854	32,313	43,118	193,878	229,950	59%
<b>3100</b>	<b>Employee Related Costs - Socia</b>	<b>12,018,099</b>	<b>1,001,471</b>	<b>934,928</b>	<b>6,008,826</b>	<b>5,514,999</b>	<b>46%</b>

## Item : Remuneration Of Councillors

203500	Remuneration of:Speaker	611,815	50,984		305,904	220,228	36%
203600	Remuneration of:Speaker	47,175	3,931		23,586	14,800	31%
204100	Remuneration of:Speaker	91,772	7,647		45,882	29,942	33%
206500	Remuneration of:Executive Mayo	764,768	63,730		382,380	274,973	36%
206600	Remuneration of:Executive Mayo	47,175	3,931		23,586	14,800	31%
207100	Remuneration of:Executive Mayo	114,715	9,559		57,354	37,428	33%
208000	Remuneration of:Deputy Executi	611,815	50,984	20,609	305,904	220,228	36%
208100	Remuneration of:Deputy Executi	47,175	3,931		23,586	14,800	31%
208600	Remuneration of:Deputy Executi	91,772	7,647		45,882	29,942	33%
210700	Remuneration of:Total for All	1,111,586	92,632	22,702	555,792	402,411	36%
211000	Remuneration of:Total for All	6,267,394	522,282	742,425	3,133,692	3,490,022	56%
211100	Remuneration of:Total for All	1,226,550	102,212	107,300	613,272	506,900	41%
211600	Remuneration of:Total for All	867,398	72,283	96,137	433,698	388,771	45%
<b>3400</b>	<b>Remuneration Of Councillors</b>	<b>11,901,110</b>	<b>991,753</b>	<b>989,174</b>	<b>5,950,518</b>	<b>5,645,245</b>	<b>47%</b>

## Item : Depreciation and asset impairment

18000	Depreciation an:Amortisation	194,953	16,246	17,919	97,476	115,069	59%
18500	Depreciation an:Depreciation	825,710	68,809	(21,087)	412,854	392,176	47%
18600	Depreciation an:Depreciation	1,011,254	84,271	146,899	505,626	787,173	78%
19400	Depreciation an:Depreciation	1,242,937	103,578	116,388	621,468	420,883	34%
19500	Depreciation an:Depreciation	3,025,468	252,122	298,439	1,512,732	1,789,046	59%
19801	Deprec.: Roads- Roads	36,831,153	3,069,262	1,821,601	18,415,572	10,588,835	29%
20201	Deprec.: Commun. - Halls	4,717,169	393,097	757,145	2,358,582	4,396,322	93%
20300	Depreciation:Other Assets	1,513,707	126,142	216,510	756,852	714,084	47%
<b>3700</b>	<b>Depreciation and asset impairm</b>	<b>49,362,351</b>	<b>4,113,527</b>	<b>3,353,815</b>	<b>24,681,162</b>	<b>19,203,588</b>	<b>39%</b>

## Item : Interest Expense - External Borrowing

200700	Interest, Divid:Interest Paid	302,857	25,238	191	151,428	8,825	3%
<b>3900</b>	<b>Interest Expense - External Bo</b>	<b>302,857</b>	<b>25,238</b>	<b>191</b>	<b>151,428</b>	<b>8,825</b>	<b>3%</b>

## Item : Bulk Purchases

200	Bad Debts Writt:	20,058,584	1,671,548	190,243	10,029,288	261,049	1%
<b>4100</b>	<b>Bulk Purchases</b>	<b>20,058,584</b>	<b>1,671,548</b>	<b>190,243</b>	<b>10,029,288</b>	<b>261,049</b>	<b>1%</b>

## Item : Repairs &amp; Maintenance

12000	Contracted Serv:Contractors	210,000	17,500		105,000	-	0%
12500	Contracted Serv:Contractors	2,000,000	166,666	515,315	999,996	1,601,880	80%
14500	Contracted Serv:Contractors	200,000	16,666		99,996	7,500	4%
14600	Contracted Serv:Contractors	420,000	34,999	18,585	209,994	61,353	15%
14700	Contracted Serv:Contractors	5,057,671	421,468	252,488	2,528,808	1,530,703	30%
		<b>7,887,671</b>	<b>657,299</b>	<b>786,387</b>	<b>3,943,794</b>	<b>3,201,436</b>	<b>41%</b>

## Item : Contracted Services

1500	Contracted Serv:Outsourced Ser	1,265,780	105,478	6,870	632,868	38,019	3%
1700	Contracted Serv:Outsourced Ser	100,000	8,333	21,718	49,998	61,951	62%
2200	Contracted Serv:Outsourced Ser	200,000	16,666		99,996	61,992	31%
3100	Contracted Serv:Outsourced Ser	2,300,000	191,666	(292,083)	1,149,996	961,590	42%
3200	Contracted Serv:Outsourced Ser	414,272	34,517	34,156	207,102	201,466	49%
3400	Contracted Serv:Outsourced Ser	478,815	39,899	1,000	239,394	148,350	31%
3500	OutsrcdServ:Clearing&Grass Cut	150,000	12,500		75,000	-	0%
4300	Contracted Serv:Outsourced Ser	120,000	9,999		59,994	-	0%
4800	Contracted Serv:Outsourced Ser	900,000	75,000	19,575	450,000	19,575	2%
5300	Contracted Serv:Outsourced Ser	1,700,000	141,666		849,996	644,097	38%
5600	Contracted Serv:Outsourced Ser	8,400,482	700,040	1,042,118	4,200,240	5,774,083	69%
5700	OutsrcdServ:Sewerage Servs	400,000	33,333	15,500	199,998	98,500	25%
6200	Contracted Serv:Outsourced Ser	1,037,291	86,434		518,604	34,500	3%
6800	Contracted Serv:Consultants an	1,588,300	132,357	502,379	794,142	644,454	41%
6900	ConsServ:Air Pollution	200,000	16,666		99,996	-	0%
7000	Contracted Serv:Consultants an	411,700	34,308		205,848	126,191	31%
7500	Contracted Serv:Consultants an	92,730	7,726		46,356	-	0%
7700	ConsServ:Occupational Health&S	50,000	4,166		24,996	9,540	19%
7800	Contracted Serv:Consultants an	504,000	41,999		251,994	72,612	14%
8000	Contracted Serv:Consultants an	581,230	48,435		290,610	-	0%
8100	ConsServ:Qualification Verific	30,000	2,500		15,000	5,770	19%
8900	Contracted Serv:Consultants an	600,000	50,000		300,000	-	0%
9000	ConsServ:Inf&Plan-Ecological	1,000,000	83,332		499,992	-	0%
9600	ConsServ:Inf&Plan-Electr. Eng	1,000,000	83,333		499,998	-	0%
10300	Contracted Serv:Consultants an	550,000	45,833		274,998	-	0%
10500	ConsServ:Inf&Plan-Land&Qty Sur	1,200,000	100,000		600,000	-	0%
10700	Contracted Serv:Consultants an	200,000	16,666		99,996	-	0%
11000	ConsServ:Lab Servs - Medical	10,000	833		4,998	-	0%
11400	Contracted Serv:Consultants an	1,470,000	122,498		734,988	359,544	24%
12700	Contracted Serv:Contractors	486,718	40,556	30,150	243,336	101,087	21%
13200	Contracted Serv:Contractors	700,000	58,333	9,796	349,998	9,796	1%
13800	Contracted Serv:Contractors	800,000	66,666	62,275	399,996	205,443	26%
15200	Contracted Serv:Contractors	5,000	416		2,496	-	0%
16300	Contracted Serv:Contractors	24,193	2,016		12,096	-	0%
<b>4200</b>	<b>Contracted Services</b>	<b>28,970,511</b>	<b>2,414,170</b>	<b>1,453,454</b>	<b>14,485,020</b>	<b>9,578,560</b>	<b>33%</b>

## Item : Other Expenditure

201800	Inventory Consu:Consumables	1,477,226	123,097	91,104	738,582	305,557	21%
202000	Inventory:Finished Goods	70,000	5,833		34,998	12,249	17%
202100	Inventory Consu:Materials and	2,542,772	211,895	328,566	1,271,370	1,101,003	43%
815400	Transfers and S:Operational	2,067,997	172,333	90,439	1,033,998	358,383	17%
213700	Operating Lease:Land	162,136	13,510	4,032	81,060	26,325	16%
214300	Operational Cos:Achievements a	256,300	21,357		128,142	25,000	10%
214600	Operational Cos:Advertising, P	632,751	52,728		316,368	2,691	0%
214700	Operational Cos:Advertising, P	741,074	61,753	19,240	370,518	67,225	9%
214800	Operational Cos:Advertising, P	87,151	7,262		43,572	15,800	18%
214900	Operational Cos:Advertising, P	170,000	14,166	27,750	84,996	27,750	16%
215000	Operational Cos:Advertising, P	190,000	15,833	26,500	94,998	80,106	42%
215200	Operational Cos:Advertising, P	31,170	2,597		15,582	21,411	69%
215300	Operational Cos:Advertising, P	70,000	5,833		34,998	45,799	65%
215600	Operational Cos:External Audit	2,078,000	173,166	696,473	1,038,996	945,899	46%
215800	Operational Cos:Bank Charges,	207,800	17,316	371	103,896	344,185	166%
216400	Operational Cos:Bargaining Cou	888,345	74,028		444,168	863,309	97%
216700	Operational Cos:Bursaries (Emp	250,000	20,833		124,998	109,266	44%
217600	Operational Cos:Courier and De	250,000	20,833		124,998	65,376	26%
217900	Operational Cos:Communication	8,000	666		3,996	1,600	20%
218000	OperCost:Postage/Stamps/Franki	4,156	346		2,076	-	0%
218500	Operational Cos:Communication	1,001,896	83,491	(11,945)	500,946	665,604	66%
219400	Operational Cos:Deeds	9,788	815	2,181	4,890	2,181	22%
219500	OperCost:Drivers Licences&Perm	13,166	1,097		6,582	-	0%
220600	Operational Cos:External Compu	101,514	8,458	850	50,748	1,640	2%
221200	OperCost:Ext Comp Serv-Softwar	50,000	4,166		24,996	-	0%
221300	Operational Cos:External Compu	600,000	50,000	23,807	300,000	426,230	71%
222800	Operational Cos:Insurance Unde	2,290,824	190,902		1,145,412	525,422	23%
223000	Operational Cos:Learnerships a	2,323,000	193,583	383,859	1,161,498	1,960,145	84%
223400	Operational Cos:Licences	367,516	30,623	3,618	183,738	166,659	45%
223700	Operational Cos:Municipal Serv	1,271,283	105,938	186,799	635,628	1,096,115	86%
224000	OperCost:Registration Prof&Reg	3,000	250		1,500	-	0%
224200	Operational Cos:Registration F	894,158	74,509	348,000	447,054	373,416	42%
224700	Operational Cos:Printing, Publ	870,968	72,578	175,146	435,468	381,372	44%
224800	Operational Cos:Professional B	242,107	20,174		121,044	62,697	26%
224900	Operational Cos:Remuneration t	1,371,979	114,331		685,986	326,900	24%
225300	Operational Cos:Skills Develop	657,068	54,747	98,554	328,482	372,658	57%
225600	Operational Cos:Signage	180,000	15,000	18,800	90,000	20,020	11%
225700	Operational Cos:Storage of Fil	200,000	16,666		99,996	-	0%
226900	Operational Cos:Travel and Sub	1,979,365	164,941	446,637	989,646	734,150	37%
227400	Operational Cos:Travel and Sub	42,235	3,518		21,108	-	0%
227900	OperCost:Trav&Subs-Dom Air Tra	134,702	11,222		67,332	-	0%
229300	OperCost:Trav&Subs-Foreign Air	30,410	2,532		15,192	-	0%
229700	Operational Cos:Travel and Sub	149,740	12,477	12,564	74,862	29,701	20%
229800	Operational Cos:Uniform and Pr	1,913,550	159,460		956,760	203,785	11%
230100	Operational Cos:Wet Fuel	3,533,764	294,478	418,165	1,766,868	2,075,932	59%
230200	Operational Cos:Workmen's Comp	280,000	23,333		139,998	-	0%
230400	Operational Cos:Indigent Relie	90,000	7,500		45,000	-	0%
230600	Operational Cos:Parking Fees	5,500	458	730	2,748	4,893	89%
230700	Operational Cos:Seating Allowa	34,627	2,885	3,182	17,310	(131,472)	0%
230800	Operational Cos:Hire Charges	1,464,622	122,044	228,444	732,264	372,904	25%
<b>4400</b>	<b>Other Expenditure</b>	<b>34,291,660</b>	<b>2,344,403</b>	<b>3,113,758</b>	<b>14,066,418</b>	<b>12,312,694</b>	<b>36%</b>

\* End of Report: DR NDZ Municipality \*

## Workings: Calculation of Cash Coverage Ratio 2020/2021

<b>Municipality:</b>	Dr Nkosazana Dlamini Zuma Municipality
<b>Prepared by Budget Clerk:</b>	S.Jali
<b>Reviewed by Assistant CFO:</b>	P.M Mtungwa
<b>Approved by CFO:</b>	KMB Mzimela
<b>Date completed:</b>	7/1/2022

**Cash Coverage Ratio:** Indicates the municipality's ability to meet at least its monthly fixed operating commitments without collecting any additional revenue during that month. **norm: 3 months**

### Calculation of Cash Coverage Ratio

Description	2020/21	
	R thousand	Final Budget
<b>Surplus/Deficits - A8(Cash and Cash Equivalents+Investments-Commitments)</b>		<b>181,391</b>
Cash/cash equivalents at the year end	210,768	
Other current investments > 90 days	0	
Non current assets - Investments	-	
<b>Less: Application of Cash and Investments</b>		
Unspent conditional transfers	21,787	
Unspent borrowing	-	
Other working capital requirements	-	
Other provisions	-	
Retention	7,590	
Reserves to be backed by cash/investments	-	
<b>Fixed Operating Commitments</b>		
Employee Related Costs	10,148	
Remuneration of councillors	889	
Operating lease(rent premises and machines etc)	-	
Contracted services	411	
Security Services	1,042	
Insurance		
Telephone costs	12	
Current portion of long term loan(if applicable). NB: include Finance charges	0	
Audit Fees	696	
Bank Charges	0	
Fuel and Oil	418	
Printing and Stationery	175	
Protective Clothing and Uniforms	29	
Ward committee expenses		
Other expenses	6,113	
<b>Total Fixed Operating Commitments</b>	<b>20,035</b>	
<b>Monthly Fixed Operating Commitments</b>	<b>20,035</b>	
<b>Cash Coverage Ratio*</b>		<b>9.1</b>

\* Cash Coverage Ratio Formula =

$$\frac{\text{Net Cash (Cash equivalents+Investments-Commitments)}}{\text{Monthly Fixed Operating Commitments}}$$

Prepared by : S.W Jali

Date : 10-01-2022 Signature : 

Approved by :K.M.B Mzimela

Date :  Signature : 10-01-2022

**viii) COMPLIANCE CHECKLIST ON SECTION 75 REPORT FOR DECEMBER 2021****Information to be placed on websites of the Municipality****The following information is included into our website as per section 75 of the MFMA**

1) The accounting officer of a municipality must place on the website referred to in section 21A of the Municipal Systems Act the following documents of the municipality:

- a) The annual and adjustments budgets and all budget-related documents;
- b) All budget-related policies;
- c) The annual report;
- d) All performance agreements required in terms of section 57(1) (b) of the Municipal Systems Act
- e) All service delivery agreements
- f) All supply chain management contracts above a prescribed value;
- g) An information statement containing a list of assets over a prescribed value that have been disposed of in terms of section 14(2) or (4) during the previous quarter;
- h) All quarterly reports tabled in the council in terms of section 52(d);
- i) Any other documents that must be placed on the website in terms of this Act or any other applicable legislation, or as may be prescribed.

Prepared by: Jali I.

Date: 10-01-2022

Reviewed by:



Date: 10-01-2022



MIG ELECTRIFICATION AND INTERNAL FINDED PROJECTS

2017/2018 Projects

Project Name	Ward No.	Oct-21	Nov-21	Dec-21	Reason for Delays	Remedial Action
2018/2019 PROJECTS						
Centosow Tank Rank phase 2	6	Practical complete	Practical complete			
ZONED PROJECTS						
Himoville business hives	2	The application pack documentation has been submitted to the planning unit is currently 2021	The advert will be out no later than 3 November	The advert is out for the appointment of suitable service provider	The project was delayed by awaiting for the closing of the advert, and appointment process with commencement rezoning issues	
Underberg Community town Hall phase 1	3	The installation of the roof creche is completed and the contractor is busy with brick work on the community hall. And the project is 45% complete	The contractor is busy with out and fill also busy with fencing and the project is 10% complete	The project is 65% complete	The project was on hold because of the rezoning	Municipal has finalised the rezoning issue and the contractor is busy on site
Sdangeni Bridge	4	Adjudication stage	Invention to award	Service provider has been appointed, inception meeting is scheduled for 4th of January 2022	Delayed by Environmental Impact Assessment (EIA)	
Gumani Creche	7	Complete	Complete	Complete		
Mekulusu Sportfield	12	Complete	Complete	Complete		
Dumbaswe Sportfield	13	Complete	Complete	Complete		
Underberg Asphalt road phase 2	3	Complete	Complete	Complete		
Creighton Artificial Sportfield	14	The contractor has established on site	The contractor is busy with out and fill also busy with fencing and the project is 10% complete	The project is 30% complete		
Construction of fire station	10	Adjudication	Adjudication	The service provider has been appointed awaiting inception meeting		
2020/2021 PROJECTS						
Storm Water (All 15 Wards)	All wards	Supply to install is on the specification committee, an order for additional pipes has been issued	Supply to install is on the specification committee, an order for additional pipes has been issued	Supply to install is on the specification committee, an order for additional pipes has been issued		
Renewal of gravel access roads (all 15 wards)	All wards	The project is practical complete	The project is practical complete	The project is practical complete		
Paving and Parking		The specification has been done and will be submitted to adjudication	Awaiting for specification committee to sit and prepare document	Evaluation stage		
Garage House x3		The project was re-advertised	Service provider has been appointed	Evaluation stage		
Furniture & Shelters		The project is on site and the project is 85% complete	The project is on the evaluation stage	Evaluation stage		
Fencing Common Dam		EPWP is on site and the project is 85% complete	The project is 100% complete	The project is 100% complete		
Crummy toilets and Waste sites		The end user is preparing building plan	Awaiting for specification committee to sit and prepare document	Evaluation stage		
Upgrading of Underberg town phase 1		Stabilization of material is complete, busy with the laying of kerbs. The project is 70% complete	The contractor is done with G2 process and the project is 80% complete	The project is 85% complete		
Upgrading of Bulwer town phase 1		The project is practical complete	The project is practical complete	The project is practical complete		
Upgrading of Creighton town phase 1		The project is practical complete	The project is practical complete	The project is practical complete		
Bulwer Asphalt Road Phase 7	10	The project is practical complete	The project is practical complete	The project is practical complete		
Dennybrook Asphalt Surfacing Phase 4	13	The project is practical complete	The project is practical complete	The project is practical complete		
Himoville Asphalt Surfacing Phase 2	2	The project is practical complete	The project is practical complete	The project is practical complete		
Underberg Asphalt Road ph. 3	3	The project is practical complete	The project is practical complete	The project is practical complete		
Creighton Asphalt Road 8	15	The contractor is busy with sub-base and bulk earthworks. The project is 30% complete	The contractor is busy with laying of kerbs and the project is 40% complete	The contractor is busy with laying of kerbs and the project is 45% complete		
Greater Steynorw Ridge phase 3	1	The project is complete	The project is complete	The project is complete		
Greater Nhamleni/Goxthill phase 3	2	The project is complete	The project is complete	The project is complete		
Greater Underberg with phase 3	3	The project is complete	The project is complete	The project is complete		
Greater Amakhuze /Cobez/ phase 3	4	The project is complete	The project is complete	The project is complete		
Greater Khukhuleni/Nomaga phase 3	5	The project is complete	The project is complete	The project is complete		

# Municipal In-year reports & supporting tables

[Click for Instructions!](#)

[Accountability](#)

[Transparency](#)



**national tre**

Department:  
National Treasury  
REPUBLIC OF SOUTH A

## Contact details:

Budget submission enquiries:

Elsabé Rossouw

National Treasury

Tel: (012) 315-5534

Electronic documents: [lgdocuments@treasur](mailto:lgdocuments@treasury.gov.za)

## Preparation Instructions

**Municipality Name:** KZN436 Dr Nkosazana Dlamini Zuma

**CFO Name:** K.M.B. MZIMELA

**Tel:** 039 833 1038      **Fax:** 039 833 1199

**E-Mail:** cfo@ndz.gov.za

**Reporting period:** M06 December

**MTREF:** 2021      **Budget Year:** 2021/22

**Does this municipality have Entities?** No

**If YES: Identify type of report:** M06 December

## Name Votes & Sub-Votes

### Printing Instructions

#### Showing / Hiding Columns

Hide Reference columns on all sheets

Hide Pre-audit columns on all sheets

#### Showing / Clearing Highlights

### Importants documents which provide essential assistance

[MFMA Budget Circular](#) [Cli](#)

[MBRR Budget Formats Guide](#) [Cli](#)

[Dummy Budget Guide](#) [Cli](#)

[Funding Compliance Guide](#) [Cli](#)



KZN436 Dr Nkosazana Dlamini Zuma - Contact Information

A. GENERAL INFORMATION	
Municipality	KZN436 Dr Nkosazana Dlamini Zuma
Grade	3 <small>Grade 3 terms of the Remuneration of Public Office Bearer Act</small>
Province	KZN KWAZULU-NATAL
Web Address	www.ndz.gov.za
E-mail Address	mailbox@ndz.gov.za
B. CONTACT INFORMATION	
Postal address:	
P.O. Box	PO BOX 67
City/Town	Cheungon
Postal Code	3253
Street address:	
Building	DR Nkosazana Dlamini Zuma Municipality
Street No. & Name	Cheungon Main Road
City/Town	Cheungon
Postal Code	3253
General Contacts	
Telephone number	039 833 1039
Fax number	039 833 1539
C. POLITICAL LEADERSHIP	
<b>Speaker:</b>	
ID Number	771215 5474 036
Title	Mr
Name	Madisa B Banda
Telephone number	039 833 1030
Cell number	063 685 2628
Fax number	039 833 1539
E-mail address	speaker@ndz.gov.za;mb.banda02@gmail.com
<b>Secretary/PA to the Speaker:</b>	
ID Number	890430 0332 082
Title	Ms
Name	N Dlamini
Telephone number	039 833 1038
Cell number	082 777 8603
Fax number	039 833 1539
E-mail address	ndlamini@ndz.gov.za
<b>Mayor/Executive Mayor:</b>	
ID Number	690512 0927 036
Title	Ms
Name	Patricia N Mkhawane
Telephone number	039 833 1038
Cell number	082 777 8371
Fax number	039 833 1539
E-mail address	nmkhawane@ndz.gov.za
<b>Secretary/PA to the Mayor/Executive Mayor:</b>	
ID Number	872822 0441 081
Title	Ms
Name	A Hlongwane
Telephone number	039 833 1038
Cell number	082 777 8371
Fax number	039 833 1539
E-mail address	ahlongwane@ndz.gov.za
<b>Deputy Mayor/Executive Mayor:</b>	
ID Number	830404 5720 081
Title	Ms
Name	Phiso P Sango
Telephone number	039 833 1038
Cell number	682 418 7076
Fax number	039 833 1539
E-mail address	psango@ndz.gov.za;psango@ndz.gov.za
<b>Secretary/PA to the Deputy Mayor/Executive Mayor:</b>	
ID Number	930109 0507 036
Title	Ms
Name	S Zondi
Telephone number	039 833 1038
Cell number	078 652 6858
Fax number	039 833 1539
E-mail address	zondi@ndz.gov.za
D. MANAGEMENT LEADERSHIP	
<b>Municipal Manager:</b>	
ID Number	620127 5592 081
Title	Ms
Name	NO Veeh
Telephone number	039 833 1038
Cell number	073 976 6882
Fax number	039 833 1539
E-mail address	veeh@ndz.gov.za
<b>Secretary/PA to the Municipal Manager:</b>	
ID Number	811113 0171 036
Title	Ms
Name	Scrumolele Mkhabe
Telephone number	036 933 1038
Cell number	066 193 2887
Fax number	039 833 1539
E-mail address	mbafas@ndz.gov.za
<b>Chief Financial Officer:</b>	
ID Number	840531 5489 031
Title	Ms
Name	K.A.B. MZIVELA
Telephone number	039 833 1038
Cell number	031 544 5411
Fax number	039 833 1199
E-mail address	cto@ndz.gov.za
<b>Secretary/PA to the Chief Financial Officer:</b>	
ID Number	873394 0533 080
Title	Ms
Name	P Mboke
Telephone number	039 833 1038
Cell number	071 594 1194
Fax number	039 833 1539
E-mail address	mboke@ndz.gov.za
<b>Official responsible for submitting financial information</b>	
ID Number	810926 5730 086
Title	Ms
Name	Philip Mungwa
Telephone number	039 833 1038
Cell number	071 484 1593
Fax number	039 833 1539
E-mail address	mungwa@ndz.gov.za
<b>Official responsible for submitting financial information</b>	
ID Number	841216 0917 097
Title	Ms
Name	Nokuthala Khutoni
Telephone number	039 833 1038
Cell number	072 770 5163
Fax number	039 833 1539
E-mail address	khutoni@ndz.gov.za
<b>Official responsible for submitting financial information</b>	
ID Number	851124 5421 084
Title	Mr
Name	Scupps Jali
Telephone number	039 833 1038
Cell number	079 329 2108
Fax number	039 833 1539
E-mail address	scupps@ndz.gov.za
<b>Official responsible for submitting financial information</b>	
ID Number	861005 5456 097
Title	Mr
Name	Lebo Mchelo
Telephone number	039 833 1038
Cell number	075 124 6472
Fax number	036 833 1539
E-mail address	mchelo@ndz.gov.za
<b>Official responsible for submitting financial information</b>	
ID Number	0
Title	0
Name	0
Telephone number	0
Cell number	0
Fax number	0
E-mail address	0
<b>Official responsible for submitting financial information</b>	
ID Number	0
Title	0
Name	0
Telephone number	0
Cell number	0
Fax number	0
E-mail address	0
<b>Official responsible for submitting financial information</b>	
ID Number	0
Title	0
Name	0
Telephone number	0
Cell number	0
Fax number	0
E-mail address	0
<b>Official responsible for submitting financial information</b>	
ID Number	0
Title	0
Name	0
Telephone number	0
Cell number	0
Fax number	0
E-mail address	0
<b>Official responsible for submitting financial information</b>	
ID Number	0
Title	0
Name	0
Telephone number	0
Cell number	0
Fax number	0
E-mail address	0
<b>Official responsible for submitting financial information</b>	
ID Number	0
Title	0
Name	0
Telephone number	0
Cell number	0
Fax number	0
E-mail address	0
<b>Official responsible for submitting financial information</b>	
ID Number	0
Title	0
Name	0
Telephone number	0
Cell number	0
Fax number	0
E-mail address	0
<b>Official responsible for submitting financial information</b>	
ID Number	0
Title	0
Name	0
Telephone number	0
Cell number	0
Fax number	0
E-mail address	0
<b>Official responsible for submitting financial information</b>	
ID Number	0
Title	0
Name	0
Telephone number	0
Cell number	0
Fax number	0
E-mail address	0
<b>Official responsible for submitting financial information</b>	
ID Number	0
Title	0
Name	0
Telephone number	0
Cell number	0
Fax number	0
E-mail address	0
<b>Official responsible for submitting financial information</b>	
ID Number	0
Title	0
Name	0
Telephone number	0
Cell number	0
Fax number	0
E-mail address	0

## KZN436 Dr Nkosazana Dlamini Zuma - Table C1 Monthly Budget Statement Summary - M06 December

Description	2020/21	Budget Year 2021/22							
	Audited Outcome	Original Budget	Adjusted Budget	Monthly actual	YearTD actual	YearTD budget	YTD variance	YTD variance %	Full Year Forecast
<b>R thousands</b>									
<b>Financial Performance</b>									
Property rates	34,318	36,226	36,226	2,832	17,503	18,113	(610)	-3%	36,226
Service charges	3,878	4,045	4,045	334	2,004	2,023	(18)	-1%	4,045
Investment revenue	6,424	6,338	6,338	266	2,431	3,169	(738)	-23%	6,338
Transfers and subsidies	168,530	147,721	147,721	48,588	110,435	73,860	36,574	50%	147,721
Other own revenue	9,231	10,450	10,450	968	4,664	5,225	(561)	-11%	10,450
<b>Total Revenue (excluding capital transfers and contributions)</b>	<b>222,381</b>	<b>204,780</b>	<b>204,780</b>	<b>52,988</b>	<b>137,037</b>	<b>102,390</b>	<b>34,646</b>	<b>34%</b>	<b>204,780</b>
Employee costs	66,929	86,453	86,453	10,148	38,377	43,226	(4,849)	-11%	86,453
Remuneration of Councillors	11,598	11,901	11,901	989	5,645	5,951	(305)	-5%	11,901
Depreciation & asset impairment	32,995	49,362	49,362	3,354	19,204	24,681	(5,478)	-22%	49,362
Finance charges	149	303	303	0	9	151	(143)	-94%	303
Materials and bulk purchases	2,973	4,090	4,090	420	1,419	2,045	(626)	-31%	4,090
Transfers and subsidies	2,031	2,068	2,068	90	358	1,034	(676)	-65%	2,068
Other expenditure	49,369	85,050	85,050	5,544	25,354	42,525	(17,171)	-40%	85,050
<b>Total Expenditure</b>	<b>166,043</b>	<b>239,228</b>	<b>239,228</b>	<b>20,546</b>	<b>90,366</b>	<b>119,613</b>	<b>(29,247)</b>	<b>-24%</b>	<b>239,228</b>
<b>Surplus/(Deficit)</b>	<b>56,338</b>	<b>(34,447)</b>	<b>(34,447)</b>	<b>32,442</b>	<b>46,671</b>	<b>(17,222)</b>	<b>63,893</b>	<b>-371%</b>	<b>(34,447)</b>
Transfers and subsidies - capital (monetary allocations)	29,067	36,508	36,508	6,754	14,475	18,254	(3,779)	-21%	36,508
Contributions & Contributed assets	-	-	-	-	-	-	-	-	-
<b>Surplus/(Deficit) after capital transfers &amp; contributions</b>	<b>85,405</b>	<b>2,061</b>	<b>2,061</b>	<b>39,196</b>	<b>61,145</b>	<b>1,032</b>	<b>60,114</b>	<b>5827%</b>	<b>2,061</b>
Share of surplus/ (deficit) of associate	-	-	-	-	-	-	-	-	-
<b>Surplus/ (Deficit) for the year</b>	<b>85,405</b>	<b>2,061</b>	<b>2,061</b>	<b>39,196</b>	<b>61,145</b>	<b>1,032</b>	<b>60,114</b>	<b>5827%</b>	<b>2,061</b>
<b>Capital expenditure &amp; funds sources</b>									
<b>Capital expenditure</b>	<b>75,833</b>	<b>92,800</b>	<b>92,800</b>	<b>6,994</b>	<b>23,483</b>	<b>46,400</b>	<b>(22,917)</b>	<b>-49%</b>	<b>92,800</b>
Capital transfers recognised	0	36,508	36,508	5,873	12,587	18,254	(5,667)	-31%	36,508
Public contributions & donations	-	-	-	-	-	-	-	-	-
Borrowing	-	-	-	-	-	-	-	-	-
Internally generated funds	6,149	56,292	56,292	1,121	10,896	28,146	(17,249)	-61%	56,292
<b>Total sources of capital funds</b>	<b>6,149</b>	<b>92,800</b>	<b>92,800</b>	<b>6,994</b>	<b>23,483</b>	<b>46,400</b>	<b>(22,917)</b>	<b>-49%</b>	<b>92,800</b>
<b>Financial position</b>									
Total current assets	207,167	172,970	172,970		56,380				172,970
Total non current assets	472,936	551,313	551,313		4,279				551,313
Total current liabilities	54,610	70,440	70,440		(486)				70,440
Total non current liabilities	18,211	20,554	20,554		-				20,554
<b>Community wealth/Equity</b>	<b>521,878</b>	<b>633,288</b>	<b>633,288</b>		<b>-</b>				<b>633,288</b>
<b>Cash flows</b>									
Net cash from (used) operating	267,452	81,165	81,165	12,561	94,433	40,583	(53,850)	-133%	81,165
Net cash from (used) investing	(17,036)	(83,170)	(83,170)	(948)	(957)	(41,585)	(40,627)	98%	(83,170)
Net cash from (used) financing	(2)	(20)	(20)	-	(0)	(20)	(20)	98%	(20)
<b>Cash/cash equivalents at the month/year end</b>	<b>374,618</b>	<b>123,398</b>	<b>123,398</b>	<b>-</b>	<b>93,475</b>	<b>124,400</b>	<b>30,925</b>	<b>25%</b>	<b>(2,024)</b>
<b>Debtors &amp; creditors analysis</b>									
	0-30 Days	31-60 Days	61-90 Days	91-120 Days	121-150 Dys	151-180 Dys	181 Dys-1 Yr	Over 1Yr	Total
<b>Debtors Age Analysis</b>									
Total By Income Source	(1,290)	2,029	2,167	1,691	1,610	1,656	7,594	57,741	73,199
<b>Creditors Age Analysis</b>									
Total Creditors	7,450	-	-	-	-	-	-	47	7,496

## KZN436 Dr Nkosazana Dlamini Zuma - Table C2 Monthly Budget Statement - Financial Performance (functional classification) - M06 December

Description	Ref	2020/21	Budget Year 2021/22							
		Audited Outcome	Original Budget	Adjusted Budget	Monthly actual	YearTD actual	YearTD budget	YTD variance	YTD variance %	Full Year Forecast
<b>R thousands</b>	1									
<b>Revenue - Functional</b>										
<i>Governance and administration</i>		210,202	192,881	192,881	51,225	129,670	96,440	33,230	34%	192,881
Executive and council		-	-	-	-	-	-	-	-	-
Finance and administration		210,202	192,881	192,881	51,225	129,670	96,440	33,230	34%	192,881
Internal audit		-	-	-	-	-	-	-	-	-
<i>Community and public safety</i>		6,802	5,284	5,284	1,045	3,369	2,642	727	28%	5,284
Community and social services		6,215	3,973	3,973	748	2,656	1,986	669	34%	3,973
Sport and recreation		-	-	-	-	-	-	-	-	-
Public safety		586	1,311	1,311	296	713	655	57	9%	1,311
Housing		-	-	-	-	-	-	-	-	-
Health		-	-	-	-	-	-	-	-	-
<i>Economic and environmental services</i>		30,566	39,079	39,079	7,138	16,468	19,539	(3,071)	-16%	39,079
Planning and development		541	248	248	-	32	124	(92)	-74%	248
Road transport		30,025	38,831	38,831	7,138	16,436	19,415	(2,979)	-15%	38,831
Environmental protection		-	-	-	-	-	-	-	-	-
<i>Trading services</i>		3,878	4,045	4,045	334	2,004	2,023	(18)	-1%	4,045
Energy sources		-	-	-	-	-	-	-	-	-
Water management		-	-	-	-	-	-	-	-	-
Waste water management		-	-	-	-	-	-	-	-	-
Waste management		3,878	4,045	4,045	334	2,004	2,023	(18)	-1%	4,045
<i>Other</i>	4	-	-	-	-	-	-	-	-	-
<b>Total Revenue - Functional</b>	2	251,448	241,288	241,288	59,742	151,511	120,644	30,867	26%	241,288
<b>Expenditure - Functional</b>										
<i>Governance and administration</i>		104,607	150,132	150,132	11,710	55,283	75,066	(19,783)	-26%	150,132
Executive and council		20,684	23,513	23,513	2,311	10,114	11,756	(1,642)	-14%	23,513
Finance and administration		82,468	124,749	124,749	9,213	44,299	62,374	(18,076)	-29%	124,749
Internal audit		1,455	1,870	1,870	186	870	935	(66)	-7%	1,870
<i>Community and public safety</i>		22,674	33,341	33,341	3,405	13,548	16,670	(3,121)	-19%	33,341
Community and social services		12,142	17,045	17,045	1,754	6,835	8,522	(1,687)	-20%	17,045
Sport and recreation		134	-	-	25	83	-	83	#DIV/0!	-
Public safety		10,044	15,641	15,641	1,581	6,473	7,820	(1,348)	-17%	15,641
Housing		298	655	655	45	157	327	(170)	-52%	655
Health		56	-	-	-	-	-	-	-	-
<i>Economic and environmental services</i>		29,159	40,427	40,427	4,244	16,525	20,213	(3,689)	-18%	40,427
Planning and development		9,157	16,680	16,680	1,395	4,780	8,340	(3,560)	-43%	16,680
Road transport		20,002	23,747	23,747	2,849	11,745	11,874	(129)	-1%	23,747
Environmental protection		-	-	-	-	-	-	-	-	-
<i>Trading services</i>		7,591	11,189	11,189	919	4,071	5,595	(1,523)	-27%	11,189
Energy sources		281	1,000	1,000	-	-	500	(500)	-100%	1,000
Water management		-	-	-	-	-	-	-	-	-
Waste water management		-	-	-	-	-	-	-	-	-
Waste management		7,310	10,189	10,189	919	4,071	5,095	(1,023)	-20%	10,189
<i>Other</i>		2,012	4,138	4,138	268	939	2,069	(1,130)	-55%	4,138
<b>Total Expenditure - Functional</b>	3	166,043	239,228	239,228	20,546	90,366	119,613	(29,247)	-24%	239,228
<b>Surplus/ (Deficit) for the year</b>		85,405	2,061	2,061	39,196	61,145	1,032	60,114	5827%	2,061

## References

- Government Finance Statistics Functions and Sub-functions are standardised to assist the compilation of national and international accounts for comparison purposes
- Total Revenue by functional classification must reconcile to Total Operating Revenue shown in the Financial Performance Statement
- Total Expenditure by functional classification must reconcile to total operating expenditure shown in 'Financial Performance Statement'
- All amounts must be classified under a functional classification (modified GFS). The GFS function 'Other' is only for Abbatoirs, Air Transport, Licensing and Regulation, Markets and Tourism - and if used must be supported by footnotes. Nothing else may be placed under 'Other'. Assign associate share to relevant classification

## KZN436 Dr Nkosazana Dlamini Zuma - Table C3 Monthly Budget Statement - Financial Performance (revenue and expenditure by municipal vote) - M06

Vote Description	Ref	Budget Year 2021/22								
		2020/21 Audited Outcome	Original Budget	Adjusted Budget	Monthly actual	YearTD actual	YearTD budget	YTD variance	YTD variance %	Full Year Forecast
<b>R thousands</b>										
<b>Revenue by Vote</b>										
Vote 1 - Executive and Council	1	1	-	-	-	-	-	-	-	-
Vote 2 - Budget and Treasury		210,192	192,777	192,777	51,225	129,671	96,388	33,283	34.5%	192,777
Vote 3 - Corporate Services		9	105	105	-	-	52	(52)	-100.0%	105
Vote 4 - Community Services		9,125	9,329	9,329	1,379	5,374	4,664	709	15.2%	9,329
Vote 5 - Public Works and Basic Services		31,580	38,831	38,831	7,138	16,435	19,415	(2,981)	-15.4%	38,831
Vote 6 - Planning and Development		541	248	248	-	32	124	(92)	-74.3%	248
Vote 7 - [NAME OF VOTE 7]		-	-	-	-	-	-	-	-	-
Vote 8 - [NAME OF VOTE 8]		-	-	-	-	-	-	-	-	-
Vote 9 - [NAME OF VOTE 9]		-	-	-	-	-	-	-	-	-
Vote 10 - [NAME OF VOTE 10]		-	-	-	-	-	-	-	-	-
Vote 11 - [NAME OF VOTE 11]		-	-	-	-	-	-	-	-	-
Vote 12 - [NAME OF VOTE 12]		-	-	-	-	-	-	-	-	-
Vote 13 - [NAME OF VOTE 13]		-	-	-	-	-	-	-	-	-
Vote 14 - [NAME OF VOTE 14]		-	-	-	-	-	-	-	-	-
Vote 15 - [NAME OF VOTE 15]		-	-	-	-	-	-	-	-	-
<b>Total Revenue by Vote</b>	<b>2</b>	<b>251,448</b>	<b>241,288</b>	<b>241,288</b>	<b>59,742</b>	<b>151,511</b>	<b>120,644</b>	<b>30,867</b>	<b>25.6%</b>	<b>241,288</b>
<b>Expenditure by Vote</b>										
Vote 1 - Executive and Council	1	22,139	25,383	25,383	2,497	10,984	12,691	(1,707)	-13.5%	25,383
Vote 2 - Budget and Treasury		58,972	99,593	99,593	6,823	30,936	49,796	(18,861)	-37.9%	99,593
Vote 3 - Corporate Services		23,463	25,056	25,056	2,390	13,328	12,528	801	6.4%	25,056
Vote 4 - Community Services		26,419	40,929	40,929	3,875	15,124	20,464	(5,340)	-26.1%	40,929
Vote 5 - Public Works and Basic Services		30,908	41,702	41,702	4,427	17,947	20,851	(2,904)	-13.9%	41,702
Vote 6 - Planning and Development		4,142	6,564	6,564	533	2,047	3,282	(1,235)	-37.6%	6,564
Vote 7 - [NAME OF VOTE 7]		-	-	-	-	-	-	-	-	-
Vote 8 - [NAME OF VOTE 8]		-	-	-	-	-	-	-	-	-
Vote 9 - [NAME OF VOTE 9]		-	-	-	-	-	-	-	-	-
Vote 10 - [NAME OF VOTE 10]		-	-	-	-	-	-	-	-	-
Vote 11 - [NAME OF VOTE 11]		-	-	-	-	-	-	-	-	-
Vote 12 - [NAME OF VOTE 12]		-	-	-	-	-	-	-	-	-
Vote 13 - [NAME OF VOTE 13]		-	-	-	-	-	-	-	-	-
Vote 14 - [NAME OF VOTE 14]		-	-	-	-	-	-	-	-	-
Vote 15 - [NAME OF VOTE 15]		-	-	-	-	-	-	-	-	-
<b>Total Expenditure by Vote</b>	<b>2</b>	<b>166,043</b>	<b>239,228</b>	<b>239,228</b>	<b>20,546</b>	<b>90,366</b>	<b>119,613</b>	<b>(29,247)</b>	<b>-24.5%</b>	<b>239,228</b>
<b>Surplus/ (Deficit) for the year</b>	<b>2</b>	<b>85,405</b>	<b>2,061</b>	<b>2,061</b>	<b>39,196</b>	<b>61,145</b>	<b>1,032</b>	<b>60,114</b>	<b>5827.1%</b>	<b>2,061</b>

**References**

1. Insert 'Vote'; e.g. Department, if different to standard classification structure
2. Must reconcile to Monthly Budget Statement - Financial Performance Statement (standard classification)

## KZN436 Dr Nkosazana Dlamini Zuma - Table C4 Monthly Budget Statement - Financial Performance (revenue and expenditure) - M06 December

Description	Ref	2020/21	Budget Year 2021/22							
		Audited Outcome	Original Budget	Adjusted Budget	Monthly actual	YearTD actual	YearTD budget	YTD variance	YTD variance %	Full Year Forecast
<b>R thousands</b>										
<b>Revenue By Source</b>										
Property rates		34,318	36,226	36,226	2,832	17,503	18,113	(610)	-3%	36,226
Service charges - electricity revenue		-	-	-	-	-	-	-	-	-
Service charges - water revenue		-	-	-	-	-	-	-	-	-
Service charges - sanitation revenue		-	-	-	-	-	-	-	-	-
Service charges - refuse revenue		3,878	4,045	4,045	334	2,004	2,023	(18)	-1%	4,045
Rental of facilities and equipment		878	864	864	102	510	432	78	18%	864
Interest earned - external investments		6,424	6,338	6,338	266	2,431	3,169	(738)	-23%	6,338
Interest earned - outstanding debtors		5,355	6,193	6,193	508	2,925	3,096	(172)	-6%	6,193
Dividends received		-	-	-	-	-	-	-	-	-
Fines, penalties and forfeits		1,631	418	418	285	668	209	460	220%	418
Licences and permits		414	664	664	20	225	332	(107)	-32%	664
Agency services		306	340	340	52	265	170	95	56%	340
Transfers and subsidies		168,530	147,721	147,721	48,588	110,435	73,860	36,574	50%	147,721
Other revenue		645	729	729	1	72	364	(293)	-80%	729
Gains		-	1,244	1,244	-	-	622	(622)	-100%	1,244
<b>Total Revenue (excluding capital transfers and contributions)</b>		<b>222,381</b>	<b>204,780</b>	<b>204,780</b>	<b>52,988</b>	<b>137,037</b>	<b>102,390</b>	<b>34,646</b>	<b>34%</b>	<b>204,780</b>
<b>Expenditure By Type</b>										
Employee related costs		66,929	86,453	86,453	10,148	38,377	43,226	(4,849)	-11%	86,453
Remuneration of councillors		11,598	11,901	11,901	989	5,645	5,951	(305)	-5%	11,901
Debt impairment		1,751	20,059	20,059	190	261	10,029	(9,768)	-97%	20,059
Depreciation & asset impairment		32,995	49,362	49,362	3,354	19,204	24,681	(5,478)	-22%	49,362
Finance charges		149	303	303	0	9	151	(143)	-94%	303
Bulk purchases - electricity		-	-	-	-	-	-	-	-	-
Inventory consumed		2,973	4,090	4,090	420	1,419	2,045	(626)	-31%	4,090
Contracted services		23,343	36,858	36,858	2,240	12,780	18,429	(5,649)	-31%	36,858
Transfers and subsidies		2,031	2,068	2,068	90	358	1,034	(676)	-65%	2,068
Other expenditure		24,275	28,134	28,134	3,114	12,313	14,066	(1,754)	-12%	28,134
Losses		-	-	-	-	-	-	-	-	-
<b>Total Expenditure</b>		<b>166,043</b>	<b>239,228</b>	<b>239,228</b>	<b>20,546</b>	<b>90,366</b>	<b>119,613</b>	<b>(29,247)</b>	<b>-24%</b>	<b>239,228</b>
<b>Surplus/(Deficit)</b>										
Transfers and subsidies - capital (monetary allocations) (National / Provincial and District)		56,338	(34,447)	(34,447)	32,442	46,671	(17,222)	63,893	(0)	(34,447)
Transfers and subsidies - capital (monetary allocations) (National / Provincial Departmental Agencies, Households, Non-profit Institutions, Private Enterprises, Public Corporations, Higher Educational Institutions)		29,067	36,508	36,508	6,754	14,475	18,254	(3,779)	(0)	36,508
Transfers and subsidies - capital (in-kind - all)		-	-	-	-	-	-	-	-	-
<b>Surplus/(Deficit) after capital transfers &amp; contributions</b>		<b>85,405</b>	<b>2,061</b>	<b>2,061</b>	<b>39,196</b>	<b>61,145</b>	<b>1,032</b>			<b>2,061</b>
Taxation		-	-	-	-	-	-	-	-	-
<b>Surplus/(Deficit) after taxation</b>		<b>85,405</b>	<b>2,061</b>	<b>2,061</b>	<b>39,196</b>	<b>61,145</b>	<b>1,032</b>			<b>2,061</b>
Attributable to minorities		-	-	-	-	-	-	-	-	-
<b>Surplus/(Deficit) attributable to municipality</b>		<b>85,405</b>	<b>2,061</b>	<b>2,061</b>	<b>39,196</b>	<b>61,145</b>	<b>1,032</b>			<b>2,061</b>
Share of surplus/ (deficit) of associate		-	-	-	-	-	-	-	-	-
<b>Surplus/ (Deficit) for the year</b>		<b>85,405</b>	<b>2,061</b>	<b>2,061</b>	<b>39,196</b>	<b>61,145</b>	<b>1,032</b>			<b>2,061</b>

## References

1. Material variances to be explained on Table SC1

## KZN436 Dr Nkosazana Dlamini Zuma - Table C5 Monthly Budget Statement - Capital Expenditure (municipal vote, functional classification and funding) - M06 December

Vote Description	Ref	Budget Year 2021/22								
		2020/21 Audited Outcome	Original Budget	Adjusted Budget	Monthly actual	YearTD actual	YearTD budget	YTD variance	YTD variance %	Full Year Forecast
R thousands	1									
<b>Multi-Year expenditure appropriation</b>	<b>2</b>									
Vote 1 - Executive and Council		-	-	-	-	-	-	-	-	-
Vote 2 - Budget and Treasury		6,510	-	-	-	-	-	-	-	-
Vote 3 - Corporate Services		-	-	-	-	-	-	-	-	-
Vote 4 - Community Services		-	-	-	-	-	-	-	-	-
Vote 5 - Public Works and Basic Services		(709)	30,758	30,408	2,943	12,301	15,204	(2,903)	-19%	30,408
Vote 6 - Planning and Development		-	-	-	-	-	-	-	-	-
Vote 7 - [NAME OF VOTE 7]		-	-	-	-	-	-	-	-	-
Vote 8 - [NAME OF VOTE 8]		-	-	-	-	-	-	-	-	-
Vote 9 - [NAME OF VOTE 9]		-	-	-	-	-	-	-	-	-
Vote 10 - [NAME OF VOTE 10]		-	-	-	-	-	-	-	-	-
Vote 11 - [NAME OF VOTE 11]		-	-	-	-	-	-	-	-	-
Vote 12 - [NAME OF VOTE 12]		-	-	-	-	-	-	-	-	-
Vote 13 - [NAME OF VOTE 13]		-	-	-	-	-	-	-	-	-
Vote 14 - [NAME OF VOTE 14]		-	-	-	-	-	-	-	-	-
Vote 15 - [NAME OF VOTE 15]		-	-	-	-	-	-	-	-	-
<b>Total Capital Multi-year expenditure</b>	<b>4.7</b>	<b>5,800</b>	<b>30,758</b>	<b>30,408</b>	<b>2,943</b>	<b>12,301</b>	<b>15,204</b>	<b>(2,903)</b>	<b>-19%</b>	<b>30,408</b>
<b>Single Year expenditure appropriation</b>	<b>2</b>									
Vote 1 - Executive and Council		129	151	151	38	74	76	(2)	-3%	151
Vote 2 - Budget and Treasury		63,568	803	803	-	90	401	(312)	-78%	803
Vote 3 - Corporate Services		439	1,708	1,708	-	174	854	(680)	-80%	1,708
Vote 4 - Community Services		4,937	11,147	11,147	72	505	5,573	(5,069)	-91%	11,147
Vote 5 - Public Works and Basic Services		894	48,072	48,422	3,941	10,341	24,211	(13,870)	-57%	48,422
Vote 6 - Planning and Development		65	160	160	-	-	80	(80)	-100%	160
Vote 7 - [NAME OF VOTE 7]		-	-	-	-	-	-	-	-	-
Vote 8 - [NAME OF VOTE 8]		-	-	-	-	-	-	-	-	-
Vote 9 - [NAME OF VOTE 9]		-	-	-	-	-	-	-	-	-
Vote 10 - [NAME OF VOTE 10]		-	-	-	-	-	-	-	-	-
Vote 11 - [NAME OF VOTE 11]		-	-	-	-	-	-	-	-	-
Vote 12 - [NAME OF VOTE 12]		-	-	-	-	-	-	-	-	-
Vote 13 - [NAME OF VOTE 13]		-	-	-	-	-	-	-	-	-
Vote 14 - [NAME OF VOTE 14]		-	-	-	-	-	-	-	-	-
Vote 15 - [NAME OF VOTE 15]		-	-	-	-	-	-	-	-	-
<b>Total Capital single-year expenditure</b>	<b>4</b>	<b>70,033</b>	<b>62,042</b>	<b>62,392</b>	<b>4,050</b>	<b>11,182</b>	<b>31,196</b>	<b>(20,013)</b>	<b>-64%</b>	<b>62,392</b>
<b>Total Capital Expenditure</b>	<b>3</b>	<b>75,833</b>	<b>92,800</b>	<b>92,800</b>	<b>6,994</b>	<b>23,483</b>	<b>46,400</b>	<b>(22,917)</b>	<b>-49%</b>	<b>92,800</b>

Vote Description	Ref	Budget Year 2021/22								
		2020/21 Audited Outcome	Original Budget	Adjusted Budget	Monthly actual	YearTD actual	YearTD budget	YTD variance	YTD variance %	Full Year Forecast
<b>R thousands</b>	<b>1</b>									
<b>Capital Expenditure - Functional Classification</b>										
<i>Governance and administration</i>		69,777	3,213	3,213	38	337	1,606	(1,269)	-79%	3,213
Executive and council		129	151	151	38	74	76	(2)	-3%	151
Finance and administration		69,648	3,061	3,061	-	263	1,531	(1,267)	-83%	3,061
Internal audit		-	-	-	-	-	-	-	-	-
<i>Community and public safety</i>		5,807	11,347	11,347	248	680	5,673	(4,993)	-88%	11,347
Community and social services		1,037	4,049	4,049	176	245	2,024	(1,779)	-88%	4,049
Sport and recreation		-	-	-	-	-	-	-	-	-
Public safety		4,770	7,298	7,298	72	435	3,649	(3,214)	-88%	7,298
Housing		-	-	-	-	-	-	-	-	-
Health		-	-	-	-	-	-	-	-	-
<i>Economic and environmental services</i>		250	74,740	74,740	6,708	22,466	37,370	(14,904)	-40%	74,740
Planning and development		69	72,153	69,653	6,884	19,057	34,826	(15,770)	-45%	69,653
Road transport		181	2,587	5,087	(176)	3,409	2,543	866	34%	5,087
Environmental protection		-	-	-	-	-	-	-	-	-
<i>Trading services</i>		-	3,500	3,500	-	-	1,750	(1,750)	-100%	3,500
Energy sources		-	-	-	-	-	-	-	-	-
Water management		-	-	-	-	-	-	-	-	-
Waste water management		-	1,000	1,000	-	-	500	(500)	-100%	1,000
Waste management		-	2,500	2,500	-	-	1,250	(1,250)	-100%	2,500
<i>Other</i>		-	-	-	-	-	-	-	-	-
<b>Total Capital Expenditure - Functional Classification</b>	<b>3</b>	<b>75,833</b>	<b>92,800</b>	<b>92,800</b>	<b>6,994</b>	<b>23,483</b>	<b>46,400</b>	<b>(22,917)</b>	<b>-49%</b>	<b>92,800</b>
<b>Funded by:</b>										
National Government		0	36,508	36,508	5,873	12,587	18,254	(5,667)	-31%	36,508
Provincial Government		-	-	-	-	-	-	-	-	-
District Municipality		-	-	-	-	-	-	-	-	-
Other transfers and grants		-	-	-	-	-	-	-	-	-
Transfers recognised - capital		0	36,508	36,508	5,873	12,587	18,254	(5,667)	-31%	36,508
Public contributions & donations	5	-	-	-	-	-	-	-	-	-
Borrowing	6	-	-	-	-	-	-	-	-	-
Internally generated funds		6,149	56,292	56,292	1,121	10,896	28,146	(17,249)	-61%	56,292
<b>Total Capital Funding</b>		<b>6,149</b>	<b>92,800</b>	<b>92,800</b>	<b>6,994</b>	<b>23,483</b>	<b>46,400</b>	<b>(22,917)</b>	<b>-49%</b>	<b>92,800</b>

**References**

1. Municipalities may choose to appropriate for capital expenditure for three years or for one year (if one year appropriation projected expenditure required for yr2 and yr3).
2. include capital component of PPP unitary payment
3. Capital expenditure by functional classification must reconcile to the total of multi-year and single year appropriations
4. Include expenditure on investment property, intangible and biological assets
5. Must reconcile to Monthly Budget Statement Financial Performance (revenue and expenditure)
6. Include finance leases and PPP capital funding component of unitary payment - total borrowing/repayments to reconcile to changes in Table SA17

## KZN436 Dr Nkosazana Dlamini Zuma - Table C6 Monthly Budget Statement - Financial Position - M06 December

Description	Ref	2020/21	Budget Year 2021/22			
		Audited Outcome	Original Budget	Adjusted Budget	YearTD actual	Full Year Forecast
<b>R thousands</b>	1					
<b>ASSETS</b>						
<b>Current assets</b>						
Cash		110,177	39,734	39,734	(4,304)	39,734
Call investment deposits		48,998	83,684	83,684	60,993	83,684
Consumer debtors		40,486	45,040	45,040	2,163	45,040
Other debtors		7,506	4,311	4,311	(2,472)	4,311
Current portion of long-term receivables		-	-	-	-	-
Inventory		-	200	200	-	200
<b>Total current assets</b>		<b>207,167</b>	<b>172,970</b>	<b>172,970</b>	<b>56,380</b>	<b>172,970</b>
<b>Non current assets</b>						
Long-term receivables		-	-	-	-	-
Investments		-	-	-	-	-
Investment property		20,411	20,411	20,411	-	20,411
Investments in Associate		-	-	-	-	-
Property, plant and equipment		452,211	530,486	530,486	4,002	530,486
Agricultural		-	-	-	-	-
Biological assets		-	-	-	-	-
Intangible assets		314	416	416	278	416
Other non-current assets		-	-	-	-	-
<b>Total non current assets</b>		<b>472,936</b>	<b>551,313</b>	<b>551,313</b>	<b>4,279</b>	<b>551,313</b>
<b>TOTAL ASSETS</b>		<b>680,103</b>	<b>724,282</b>	<b>724,282</b>	<b>60,660</b>	<b>724,282</b>
<b>LIABILITIES</b>						
<b>Current liabilities</b>						
Bank overdraft		-	-	-	-	-
Borrowing		171	(171)	(171)	(171)	(171)
Consumer deposits		2	(20)	(20)	0	(20)
Trade and other payables		46,365	61,013	61,013	(315)	61,013
Provisions		8,072	9,618	9,618	-	9,618
<b>Total current liabilities</b>		<b>54,610</b>	<b>70,440</b>	<b>70,440</b>	<b>(486)</b>	<b>70,440</b>
<b>Non current liabilities</b>						
Borrowing		-	-	-	-	-
Provisions		18,211	20,554	20,554	-	20,554
<b>Total non current liabilities</b>		<b>18,211</b>	<b>20,554</b>	<b>20,554</b>	<b>-</b>	<b>20,554</b>
<b>TOTAL LIABILITIES</b>		<b>72,820</b>	<b>90,994</b>	<b>90,994</b>	<b>(486)</b>	<b>90,994</b>
<b>NET ASSETS</b>	2	<b>607,283</b>	<b>633,288</b>	<b>633,288</b>	<b>61,145</b>	<b>633,288</b>
<b>COMMUNITY WEALTH/EQUITY</b>						
Accumulated Surplus/(Deficit)		516,649	628,049	628,049	-	628,049
Reserves		5,228	5,239	5,239	-	5,239
<b>TOTAL COMMUNITY WEALTH/EQUITY</b>	2	<b>521,878</b>	<b>633,288</b>	<b>633,288</b>	<b>-</b>	<b>633,288</b>

References

1. Material variances to be explained in Table SC1
2. Total Assets must balance with Total Liabilities
3. Net Assets must balance with Total Community Wealth/Equity

## KZN436 Dr Nkosazana Dlamini Zuma - Table C7 Monthly Budget Statement - Cash Flow - M06 December

Description	Ref	Budget Year 2021/22								
		2020/21 Audited Outcome	Original Budget	Adjusted Budget	Monthly actual	YearTD actual	YearTD budget	YTD variance	YTD variance %	Full Year Forecast
<b>R thousands</b>	1									
<b>CASH FLOW FROM OPERATING ACTIVITIES</b>										
<b>Receipts</b>										
Property rates		24,999	26,021	26,021	5,553	25,747	13,011	12,737	98%	26,021
Service charges		2,363	2,911	2,911	285	1,362	1,456	(94)	-6%	2,911
Other revenue		1,193	17,290	17,290	104	892	8,645	(7,753)	-90%	17,290
Government - operating		244,490	160,441	160,441	-	77,018	80,220	(3,202)	-4%	160,441
Government - capital		20,658	36,508	36,508	11,000	25,600	18,254	7,346	40%	36,508
Interest		169	10,786	10,786	14	124	5,393	(5,269)	-98%	10,786
Dividends		-	-	-	-	-	-	-	-	-
<b>Payments</b>										
Suppliers and employees		(24,010)	(170,421)	(170,421)	(4,394)	(36,311)	(85,211)	(48,899)	57%	(170,421)
Finance charges		-	(303)	(303)	-	-	(151)	(151)	100%	(303)
Transfers and Grants		(2,409)	(2,068)	(2,068)	-	-	(1,034)	(1,034)	100%	(2,068)
<b>NET CASH FROM/(USED) OPERATING ACTIVITIES</b>		<b>267,452</b>	<b>81,165</b>	<b>81,165</b>	<b>12,561</b>	<b>94,433</b>	<b>40,583</b>	<b>(53,850)</b>	<b>-133%</b>	<b>81,165</b>
<b>CASH FLOWS FROM INVESTING ACTIVITIES</b>										
<b>Receipts</b>										
Proceeds on disposal of PPE		-	9,630	9,630	-	-	4,815	(4,815)	-100%	9,630
Decrease (increase) other non-current receivables		-	-	-	-	-	-	-	-	-
Decrease (increase) in non-current investments		-	-	-	-	-	-	-	-	-
<b>Payments</b>										
Capital assets		(17,036)	(92,800)	(92,800)	(948)	(957)	(46,400)	(45,442)	98%	(92,800)
<b>NET CASH FROM/(USED) INVESTING ACTIVITIES</b>		<b>(17,036)</b>	<b>(83,170)</b>	<b>(83,170)</b>	<b>(948)</b>	<b>(957)</b>	<b>(41,585)</b>	<b>(40,627)</b>	<b>98%</b>	<b>(83,170)</b>
<b>CASH FLOWS FROM FINANCING ACTIVITIES</b>										
<b>Receipts</b>										
Short term loans		-	-	-	-	-	-	-	-	-
Borrowing long term/refinancing		-	-	-	-	-	-	-	-	-
Increase (decrease) in consumer deposits		(2)	(20)	(20)	-	(0)	(20)	20	-98%	(20)
<b>Payments</b>										
Repayment of borrowing		-	-	-	-	-	-	-	-	-
<b>NET CASH FROM/(USED) FINANCING ACTIVITIES</b>		<b>(2)</b>	<b>(20)</b>	<b>(20)</b>	<b>-</b>	<b>(0)</b>	<b>(20)</b>	<b>(20)</b>	<b>98%</b>	<b>(20)</b>
<b>NET INCREASE/ (DECREASE) IN CASH HELD</b>		<b>250,415</b>	<b>(2,024)</b>	<b>(2,024)</b>	<b>11,613</b>	<b>93,475</b>	<b>(1,022)</b>			<b>(2,024)</b>
Cash/cash equivalents at beginning:		124,203	125,422	125,422		-	125,422			-
Cash/cash equivalents at month/year end:		374,618	123,398	123,398		93,475	124,400			(2,024)

References

1. Material variances to be explained in Table SC1

NAME OF MUNICIPALITY:

Date	Payee	Amount in R'000	Description and Purpose	Authorised by (name)
1. Section 11(b) - Expenditure authorised by the MEC for finance in terms of section 26 (4) when a municipality has failed to approve a budget by 30 June;				
2. Section 11(c) - Unforeseeable and unavoidable expenditure authorised by the mayor in terms of section 29 (1);				
3. Section 11(d) - Payments from a trust, charitable or relief fund without budget appropriation in terms of section 12(4);				
4. Section 11(e) - Payments to a person or organ of state of money received by the municipality on behalf of that person or organ of state, including (i) money collected by the municipality on behalf of that person or organ of state by agreement; or (ii) any insurance or other payments received by the municipality for that person or organ of state;				
5. Section 11(f) - Refund money incorrectly paid into a bank account;				
6. Section 11(g) - Refund guarantees, sureties and security deposits;				
7. Section 11(h) - Payments for cash management and investment purposes in accordance with section 13;				
15/10/2021		15,000,000.00	Transfere from Primary Account to Nedbank Account	KMB Mzimela CFO) and NC Vezi (MM)
10/11/2021		10,000,000.00	Transfere from Primary Account to Standard Bank Account	KMB Mzimela CFO) and NC Vezi (MM)
17/12/2021		20,000,000.00	Transfere from Primary Account to Nedbank Account	KMB Mzimela CFO) and NC Vezi (MM)
17/12/2021		20,000,000.00	Transfere from Primary Account to Standard bank Account	KMB Mzimela CFO) and NC Vezi (MM)
22/12/2021		15,000,000.00	Transfere from Primary Account to FNB bank Account	KMB Mzimela CFO) and NC Vezi (MM)
8. Section 11(i) - To defray increased expenditure on a multi-year capital project in terms of section 31;				
9. Section 11(j) - Payments for such other purposes as may be prescribed from time-to-time.				

DISTRIBUTION	
1. Did the Accounting Officer table in Council a consolidated report of all withdrawals within 30 days after the end of the quarter;	YES / NO
2. Date the consolidated report was tabled; and	DATE : / /2021
3. Was the copy of the consolidated report of all withdrawals submitted to the Auditor General	YES / NO

CHIEF FINANCIAL OFFICER

MUNICIPAL MANAGER

**Instructions for completing this report:**

The Accounting Officer must include information motivating the non-budgetted withdrawals, action taken to rectify the breach and identify how funding will be sourced through an Adjustments Budget. This motivation can be additional report to council or incorporated into the table above by inserting additional space. This report must be tabled in Council within 30 days after the end of each quarter where a withdrawal occurs.

**Withdrawals that must be reported each quarter:**

**Distribution:**

1. Table this report in a full council meeting, including additional motivation on action taken to rectify, within 30 days after the end of each quarter (section 11(4))
2. Submit a copy to the relevant National Treasury, Provincial Treasury and the Auditor-General

0000595



## STATEMENT

003001000000000378810986353010212



THE INVESTMENT MANAGER  
DR NKOSAZANA DLAMINI ZUMA MUNICIPALITY  
P O BOX 62  
CREIGHTON  
UMZINTO  
3263

Branch	Domestic Treasury
Account Number	03/7881098635/000037
Date	30 October 2021
Statement Period	11 October 2021 to 31 October 2021
Due Date	12 November 2021
Period	32 days
Type of Investment	Fixed Deposit
Statement Frequency	Month End

**NEDBANK CONTACT DETAILS**

Business Banking	Nedbank Head Office, 135 Rivonia Road, Sandown, Sandton, 2196, South Africa 0860 115 060 business@nedbank.co.za
------------------	--

The interest rate for your investment, as agreed between you and Nedbank, is calculated to six decimals and rounded to two decimals for the full investment term.

The calculation for interim statements is the same and, as a result, the interest you see on interim statements may differ from the interest for the full investment term.

Transaction Date	Description and additional information	Movement	Rate	Days	Accrued interest	Amount
2021-10-11	Opening Balance				1 664.38	15 000 000.00
2021-10-30	Int Accrued On R15 000 000.00 From 2021-10-12 To 2021-10-31		4,0500	20	33 287.67	15 000 000.00
2021-10-31	Closing Balance				34 952.05	15 000 000.00

Yours sincerely

**NEDBANK LIMITED**

This statement is electronically generated and requires no signature by Nedbank Limited.

Please examine this statement soonest. If no error is reported within 30 days after receipt, the statement will be considered as being correct.

Please note that month-end statements include transactions up to and including the last day of the month as well as interest transactions for the first day of the next month.

The investment is subject to the terms and conditions for investment accounts, available at

<https://www.nedbank.co.za/content/nedbank/desktop/gt/en/corporates/investing/corporate-and-institutional-investments.html>

This communication is produced and transmitted electronically. While we have taken all reasonable steps to ensure the accuracy, integrity and confidentiality of the information, Nedbank Limited will not be liable if the information contained in this communication is corrupted, inaccurate or fails to reach its intended destination. The information in this communication is confidential and intended solely for the addressee and may also be privileged or exempt from disclosure under applicable law. If you are not the addressee, or have received this email in error, please notify the sender immediately, delete it from your system and do not copy, disclose or otherwise act on any part of this communication. You should also treat any pages attached to this communication in line with the disclaimer.

Nedbank Limited Reg No 1951/000009/06, VAT Reg No 4320116074, Nedbank 135 Rivonia Campus, 135 Rivonia Road, Sandown, Sandton, 2196, South Africa.

Directors: PM Makwana (Acting Chairperson) MWT Brown (Chief Executive) HR Brody BA Dames NP Dongwana EM Kruger RAG Leith Prof T Marwala L Makalima  
Dr MA Matooane MH Davis (Chief Financial Officer) MC Nkuhlu (Chief Operating Officer) S Subramoney  
Company Secretary: J Katzin 28.09.2021

Account preferred centre	MSUNDUZI	Branch	Date	01-12-2021	Time	16:49
Customer controlling centre	BC:MSUNDUZI BUSINESS CENTRE					
Account name	DR NKOSAZANA DLAMINI					
Account number	00478735995	Serial number	009			
Product	SHORT TERM WHOLESALE DEPOSIT					
Date Last Active	2021-11-11					
Book Balance	10,000,000.00					
Retrospective Bal	10,000,000.00					
Available Balance	10,000,000.00					
Int./indicative Pro. Rate	04.200					
Int./Prof Cycle	MONTHLY ON A SPECIFIC DATE					
Int./Profit Due	24,109.59					
Int./Indicative Prof.Accrued	22,958.90					
Int./Profit Last Paid						
Int./Profit Next Paid	2021-12-01					
Int./Profit Paid Tax	0.00					
Date Last Deposit	2021-11-11					
Non-Res Interest/Profit Last paid	0.00					
Non-Res Interest/Profit Tax	0.00					
Non-Res Interest/Profit Tax YTD	0.00					
Capital Disposal						
Account Branch & Number	000000 000000000 000					
To (Name)						
int./Profit Disposal	CAPITALISE					
Account Branch & Number	072700 478735995 009					
To (Name)						
Date Last Statement						
Statement Balance	0.00					
Statement Number	2					
Number of Copies	0					
Despatch Method	COLLECT BY CUSTOMER AT BRANCH QUARTERLY (MARCH.JUNE.SEPTEMBER AND DEC)					
Statement Cycle						
Date Next Statement	2022-01-01					
Int./Profit Paid Change						
Status	AUTOBANK LINKED ACCOUNT					

0000597


**NEDBANK  
GROUP**

# STATEMENT

003001000000000378810986353112212

THE INVESTMENT MANAGER  
DR NKOSAZANA DLAMINI ZUMA MUNICIPALITY  
P O BOX 62  
CREIGHTON  
UMZINTO  
3263

Branch	Domestic Treasury
Account Number	03/7881098635/000041
Date	31 December 2021
Statement Period	17 December 2021 to 31 December 2021
Due Date	15 February 2022
Period	60 days
Type of Investment	Fixed Deposit
Statement Frequency	Month End

**NEDBANK CONTACT DETAILS**

Business Banking	Nedbank Head Office, 135 Rivonia Road, Sandown, Sandton, 2196, South Africa 0860 115 060 business@nedbank.co.za
------------------	--

The interest rate for your investment, as agreed between you and Nedbank, is calculated to six decimals and rounded to two decimals for the full investment term.  
The calculation for interim statements is the same and, as a result, the interest you see on interim statements may differ from the interest for the full investment term.

Transaction Date	Description and additional information	Movement	Rate	Days	Accrued interest	Amount
2021-12-17	Opening Balance				2 383.56	20 000 000.00
2021-12-31	Int Accrued On R20 000 000.00 From 2021-12-18 To 2021-12-31		4,3500	14	33 369.86	20 000 000.00
2021-12-31	Closing Balance				35 753.42	20 000 000.00

Yours sincerely  
**NEDBANK LIMITED**

This statement is electronically generated and requires no signature by Nedbank Limited.  
Please examine this statement soonest. If no error is reported within 30 days after receipt, the statement will be considered as being correct.  
Please note that month-end statements include transactions up to and including the last day of the month as well as interest transactions for the first day of the next month.

The investment is subject to the terms and conditions for investment accounts, available at <https://www.nedbank.co.za/content/nedbank/desktop/given/corporates/investing/corporate-and-institutional-investments.html>  
This communication is produced and transmitted electronically. While we have taken all reasonable steps to ensure the accuracy, integrity and confidentiality of the information, Nedbank Limited will not be liable if the information contained in this communication is corrupted, inaccurate or fails to reach its intended destination. The information in this communication is confidential and intended solely for the addressee and may also be privileged or exempt from disclosure under applicable law. If you are not the addressee, or have received this email in error, please notify the sender immediately, delete it from your system and do not copy, disclose or otherwise act on any part of this communication. You should also treat any pages attached to this communication in line with the disclaimer.

Nedbank Limited Reg No 1951/000009/06, VAT Reg No 4320116074, Nedbank 135 Rivonia Campus, 135 Rivonia Road, Sandown, Sandton, 2196, South Africa.

Directors: PM Makwana (Non-executive Chairman) MWT Brown (Chief Executive) HR Brody (Lead Independent Director) BA Dames NP Dongwana EM Kruger RAG Leith  
Prof T Marwala L Makalima  
Dr MA Matooane MH Davis (Chief Financial Officer) MC Nkuhlu (Chief Operating Officer) S Subramoney  
Company Secretary: J Katzin 02.12.2021



Public Sector Service Unit

**To Whom It May Concern:**Date:  
2021-12-20Tel No:  
010 249 8027Ref:  
478735995-011**Re: Confirmation of Standard Bank account**

Herewith confirmation that Dr Nkosazana Dlamini Zuma Local Municipality conducts a Fixed Deposit Investment Account with the Standard Bank of South Africa Limited.

<b>Account Name</b>	: Dr Nkosazana Dlamini Zuma Local Municipality
<b>Account Number</b>	: 478735995 - 011
<b>Account Type</b>	: Fixed Deposit
<b>Date Invested</b>	: 2021-12-17
<b>Branch Code</b>	: 0727
<b>Standard Bank Branch</b>	: Msunduzi
<b>Interest Rate</b>	: 4.525%
<b>Amount Invested</b>	: R20 000 000.00
<b>Maturity date</b>	: 2022-01-19
<b>Tenor</b>	: 33 Days

We trust that this meets with your requirements. In need please do not hesitate to contact Siceio Ndwane on +27 (0)33 328 3032 or Philani Mpopo on +27 (0)33 328 3033.

This Letter or your reliance on same does not give rise to any obligation or liability on the part of the Bank and/or its officials.

**Yours sincerely**

Name: Kelebogile Sereme  
Title: Service Analyst  
Branch: Public Sector  
Telephone: +27 (0)10 249 8027

**Disclosure**

Standard Bank of South Africa Limited (SBSA) is a juristic representative of Standard Bank South Africa Limited and is authorized in terms of a written mandate to render intermediary services on transactional and investment products. The Standard Bank of South Africa Limited is an authorised financial services and registered credit provider. Please note I am an employed representative of The Standard Bank of South Africa Limited and licensed to render intermediary services on transactional and investment products being offered, under the juristic representative agreement.

No commission was paid on the investment interest rate quoted

**Disclaimer**

Whilst care has been taken in compiling this letter, Standard Bank makes no representations or warrant (expressed or implied) about the accuracy, or completeness of the information contained herein for any purpose. Standard Bank, its employees or agents accept no liability to any part for any loss, damage or costs however arising, whether directly or indirectly arising from any action or decision taken as a result of any person relying on or otherwise using this document or arising from any omission from it.

The Standard Bank of South Africa Limited (Reg. No. 1952/000738/06) Authorised financial services provider and registered credit provider (NCRCP15)  
Directors: TS Gcabashe (Chairman) L Fuzile\* (Chief Executive) PLH Cook A Daehnke\*  
MA Erasmus1 GJ Fraser-Moleketi Xueqing Guan2 GMB Kennealy Li Li2 JH Maree  
NNA Matyumza KD Moroka NMC Nyembezi ML Oduor-Otieno3 ANA Peterside CON4  
MJD Ruck SK Tshabalala\* JM Vice  
Company Secretary: Z Stephen - 2021/11/11  
\*Executive Director 1British 2Chinese 3Kenyan 4Nigerian



0000599

how can we help you?

BBST2794 011728  
 \*DR NKOSAZANA DLAMINI ZUMA LOCAL  
 MUNICIPALITY  
 P O BOX 62  
 CREIGHTON  
 3263  
 MTUNGWAP@NDZ.GOV.ZA

P O Box 219  
 Underberg 3257  
**Street Address** Underberg  
 Main Street  
**Universal Branch Code** 250655  
 fnb.co.za  
**Lost Cards** 087-575-9406  
**Account Enquiries** 087-736-2247  
**Fraud** 087-311-8607

Customer VAT Registration Number Not Provided  
 Bank VAT Registration Number 4210102051

Public Sector Cheque Account : 62026224999

Tax Invoice/Statement Number : 2794  
 Statement Period : 15 December 2021 to 17 December 2021  
 Statement Date : 17 December 2021

Statement Balances		Bank Charges		Interest Rate	
Opening Balance	60,698,013.24 Cr	Service Fees	0.00	Credit Rate**	1.75%
Closing Balance	20,328,471.18 Cr	Cash Deposit Fees	0.00	Debit Rate (Non-NCA)	10.25%
# Inclusive of VAT @ 15.00%	0.00	Cash Handling Fees	0.00		
Total VAT (ZAR)	0.00	Other Fees	0.00		

Transactions in RAND (ZAR)

Date	Description	Amount	Balance	Accrued Bank Charges
17 Dec	FNB App Payment From Ndzim30062872	960.05Cr	60,698,973.29Cr	
17 Dec	FNB OB Pmt Kwas 238185 King	1,575.15Cr	60,700,548.44Cr	
17 Dec	Int-Banking Pmt Frm 30063907	1,717.30Cr	60,702,265.74Cr	
17 Dec	ADT Cash Deposit Goldwalk			
17 Dec	FNB OB Pmt Ndzim 173665	890.00Cr	60,703,155.74Cr	9.90
17 Dec	FNB OB Pmt FNB OB 000014019 Sta	583.80Cr	60,703,739.54Cr	
17 Dec	FNB OB Pmt FNB OB 000014020 Ned			
17 Dec	Cash Deposit Undberg			
17 Dec	FNB OB Pmt FNB OB 000014021 Ndz	20,000,000.00	40,703,739.54Cr	
17 Dec	FNB OB Pmt Ndzim 259305	20,000,000.00	20,703,739.54Cr	
17 Dec	FNB OB Pmt Ndzim 238515	D 8486	20,704,739.54Cr	26.00
17 Dec	FNB OB Pmt Ndzim 123785	Ndz Salaries	39,388.74	
17 Dec	FNB OB Pmt Ndzim 123785		755.41Cr	
17 Dec	FNB OB Pmt Ndzim 123795		1,041.18Cr	
17 Dec	FNB OB Pmt Ndzim 123795		112.45Cr	
17 Dec	FNB OB Pmt Ndzim 123755		339.40Cr	
17 Dec	FNB OB Pmt Ndzim 123775		1,479.10Cr	
17 Dec	FNB OB Pmt Ndzim 123695		888.50Cr	
17 Dec	FNB OB Pmt Ndzim 123715		663.95Cr	
17 Dec	FNB OB Pmt Ndzim 123725		635.65Cr	
17 Dec	FNB OB Pmt Ndzim 123745		618.60Cr	
17 Dec	FNB OB Pmt Ndzim 102915		498.65Cr	
17 Dec	FNB OB Pmt Ndzim 30058903		1,000.00Cr	
17 Dec	FNB App Payment From 102615		1,214.05Cr	
17 Dec	Magtape Credit Mr/Mrs Bes & Rj Madibe	4,000.00Cr	20,678,597.74Cr	
17 Dec	Magtape Credit Ndzim 259655	300.00Cr	20,678,897.74Cr	
17 Dec	Magtape Credit Ndzim 136115	329.60Cr	20,679,227.34Cr	
17 Dec		366.70Cr	20,679,594.04Cr	

Branch Number	Account Number	Date	DDA DB/2E/AV/XR/XR/RK/PE/L7/WB/N	FN
887	62026224999	2021/12/17	PUBLIC SECTOR CHEQUE ACCOUNT	



0000600

how can we help you?

BBST2798 011831  
 \*DR NKOSAZANA DLAMINI ZUMA LOCAL  
 MUNICIPALITY  
 P O BOX 62  
 CREIGHTON  
 3263  
 MTUNGWAP@NDZ.GOV.ZA

☒ P O Box 219  
 Underberg 3257  
**Street Address** Underberg  
 Main Street  
**Universal Branch Code** 250655  
 🌐 [fnb.co.za](http://fnb.co.za)  
**Lost Cards** 087-575-9406  
**Account Enquiries** 087-736-2247  
**Fraud** 087-311-8607

Customer VAT Registration Number Not Provided  
 Bank VAT Registration Number 4210102051

Public Sector Cheque Account : 62026224999

Tax Invoice/Statement Number : 2798  
 Statement Period : 21 December 2021 to 22 December 2021  
 Statement Date : 22 December 2021

Statement Balances		Bank Charges		Interest Rate	
Opening Balance	17,057,915.25 Cr	Service Fees	0.00	Credit Rate**	1.75%
Closing Balance	2,183,405.91 Cr	Cash Deposit Fees	0.00	Debit Rate (Non-NCA)	10.25%
# Inclusive of VAT @ 15.00%	0.00	Cash Handling Fees	0.00		
Total VAT (ZAR)	0.00	Other Fees	0.00		

Transactions in RAND (ZAR)

Date	Description	Amount	Balance	Accrued Bank Charges
22 Dec	FNB App Payment From Ndzlm 259615	2,000.00Cr	17,059,915.25Cr	
22 Dec	FNB OB Pmt Ndzlm 259745	1,102.00Cr	17,061,017.25Cr	
22 Dec	Cash Deposit Undberg	Dltc 924.00Cr	17,061,941.25Cr	26.00
22 Dec	Cash Deposit Undberg	Dltc 1,014.00Cr	17,062,955.25Cr	28.60
22 Dec	FNB OB Pmt Ndzlm 149145	551.95Cr	17,063,507.20Cr	
22 Dec	FNB OB Pmt 67283	461.82Cr	17,063,969.02Cr	
22 Dec	FNB OB Pmt Ndzlm 149145	71,837.23Cr	17,135,806.25Cr	
22 Dec	FNB OB Pmt 30062339	244.10Cr	17,136,050.35Cr	
22 Dec	FNB App Payment From 238635	1,310.55Cr	17,137,360.90Cr	
22 Dec	FNB App Payment From 325	1,220.37Cr	17,138,581.27Cr	
22 Dec	FNB OB Pmt 30059258	420.00Cr	17,139,001.27Cr	
22 Dec	FNB OB Pmt 30058192	5,644.45Cr	17,144,645.72Cr	
22 Dec	FNB OB Pmt 30059241	448.00Cr	17,145,093.72Cr	
22 Dec	FNB OB Pmt 30059090	449.05Cr	17,145,542.77Cr	
22 Dec	FNB OB Pmt 63887	964.99Cr	17,146,507.76Cr	
22 Dec	FNB OB Pmt 56489	1,108.83Cr	17,147,616.59Cr	
22 Dec	FNB OB Pmt 30061754	1,491.00Cr	17,149,107.59Cr	
22 Dec	ADT Cash Deposit 01037108	21925 250.00Cr	17,149,357.59Cr	3.30
22 Dec	Opening Transfer To Transfer To 7492908474929084346	15,000,000.00	2,149,357.59Cr	
22 Dec	Magtape Credit 123075	47.30Cr	2,149,404.89Cr	
22 Dec	Magtape Credit 123065	65.80Cr	2,149,470.69Cr	
22 Dec	Magtape Credit Ndzlm 30059588	99.00Cr	2,149,569.69Cr	
22 Dec	Magtape Credit 233415	200.00Cr	2,149,769.69Cr	
22 Dec	Magtape Credit Cashfocus 149095 - Steven Redd	220.00Cr	2,149,989.69Cr	
22 Dec	Magtape Credit Ndzlm 30059595	426.20Cr	2,150,415.89Cr	

Branch Number	Account Number	Date	DDA DB/2E/AV/XR/RK/PEL7/WB/N	FN
887	62026224999	2021/12/22	PUBLIC SECTOR CHEQUE ACCOUNT	



**FNB**  
First National Bank

0000601

how can we help you?

Computer Generated Copy

8177  
\*DR NKOSAZANA DLAMINI ZUMA LOCAL  
P O BOX 62  
CREIGHTON  
3263

Business Investment Desk Branch  
1 First Place, Mezzanine Fl, Bank City  
P.O. Box 1153  
Johannesburg, 2000  
e-Mail [ipp@fnb.co.za](mailto:ipp@fnb.co.za)  
Web [fnb.co.za](http://fnb.co.za)  
Branch Code 00878

Tax Invoice/Statement Number 1

Customer VAT Reg. No. Not Provided  
Bank VAT Reg. No. 4210102051  
Product Fixed Deposits  
Account Number 74929084346  
\* Statement Period 22 December 2021 to 31 December 2021

Fixed Interest Rate 4.15% per annum  
Investment Period 30 Days  
Maturity Date 21 January 2022

Date	Description	Amount	Balance
Opening Balance as at 22 December 2021		ZAR	0.00
22 Dec 2021	Transfer from 62026224999 62026224999	15 000 000.00 Cr	15 000 000.00 Cr
Closing Balance as at 31 December 2021		ZAR	15 000 000.00 Cr

If there is an entry on your statement you wish to query, please contact your nearest FNB branch or FNB Telephone Banking Enquiries at 087 320 4321 as soon as possible, preferably within 30 days, in order that it may be investigated.

First National Bank - a Division of FirstRand Bank Limited. Reg No. 1929/001225/06.  
An Authorised Financial Services and Credit Provider (NCRCP20).


The VAT rate has increased from 14% to 15% from 1 April 2018.

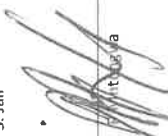
# Inclusive of VAT @ 15.00%  
Total VAT included on this statement R0.00  
Total Bank Charges R0.00

DR NKOSAZANA DLAMINI-ZUMA LOCAL MUNICIPALITY  
 GRANTS SUMMARY DECEMBER 2021-2022

GRANT NAME	Vote Number	Original Budget 2020/2021	ROLL-OVER/OPENING BALANCE	APPROVED ROLLOVER BY NATIONAL TREASURY	TOTAL RECEIVED/ROLL OVER	TOTAL SPENT BUDGET TO DATE	TOTAL UNSPENT BUDGET TO DATE	TOTAL UNSPENT RECEIVED/ROLLOVER ALLOCATION	TB/GL Balance	Difference
<b>NATIONAL TREASURY GRANTS</b>										
MIG	30311070111	36,508,000.00	-	-	25,600,000.00	14,474,623.22	22,033,376.78	11,125,376.78	11,125,376.78	-
FMG	30311070231	1,950,000.00	-	-	1,950,000.00	1,215,728.50	734,271.50	734,271.50	734,271.50	-
EPWP	30311070221	2,323,000.00	-	-	1,626,000.00	1,960,145.34	362,854.66	334,145.34	334,145.34	-
ELECTRIFICATION GRANT	30311070131	12,720,000.00	-	-	5,700,000.00	3,172,035.33	9,547,964.67	2,527,964.67	2,527,964.67	-
<b>SUB-TOTAL</b>		<b>53,501,000.00</b>			<b>34,876,000.00</b>	<b>20,822,532.39</b>	<b>32,678,467.61</b>	<b>14,053,467.61</b>	<b>14,053,467.61</b>	
<b>KZN PROVINCIAL GRANTS</b>										
LIBRARY SERVICE OPERATIONAL GRANT	30311070241									
CAPACITY BUILDING	30311070251	3,972,000.00	-	-	3,972,000.00	2,651,770.02	1,320,229.98	1,320,229.98	1,320,229.98	-
GREENEST MUNICIPAL AWARD	30311070190/1/2	-	80,000.00	-	80,000.00	-	80,000.00	80,000.00	80,000.00	-
	30311070190/1/2	-	375,000.00	-	375,000.00	-	375,000.00	375,000.00	375,000.00	-
<b>SUB-TOTAL</b>		<b>3,972,000.00</b>	<b>455,000.00</b>		<b>4,427,000.00</b>	<b>2,651,770.02</b>	<b>1,775,229.98</b>	<b>1,775,229.98</b>	<b>1,775,229.98</b>	
<b>OTHER</b>										
ANTI CORRUPTION GRANT	30311073140/1/2		133,983.00	-	133,983.00	-	133,983.00	133,983.00	133,983.00	-
Title Deeds Restoration Grant	3031107020/1/2		200,000.00	-	200,000.00	-	200,000.00	200,000.00	200,000.00	-
BHIDLA HOUSING PROJECT	30311072940/1/2		5,624,057.41	-	5,935,081.51	311,024.11	5,624,057.40	5,624,057.40	5,624,057.40	-
			5,958,040.41	-	6,269,064.51	311,024.11	5,958,040.40	5,958,040.40	5,958,040.40	-
<b>TOTAL GRANTS</b>		<b>57,473,000.00</b>	<b>6,413,040.41</b>		<b>45,572,064.51</b>	<b>23,785,326.51</b>	<b>40,411,738.00</b>	<b>21,786,738.00</b>	<b>21,786,738.00</b>	

0.41

PREPARED BY:  S. Jali  
 DATE: 07-01-2022

APPROVED BY:  M. M. M. M.  
 DATE: 07-01-2022

**ANNEXURE F**  
**DR NIKOSAZANA DLAMINI ZUMA MUNICIPALITY**  
**INVESTMENT REGISTER 2021/2022 AS AT 31 DECEMBER 2021**

Vote Numbers	Description	Account number	Opening balance 1-Jul-21	Invested as at 31 December 2021	Withdrawals as at 31 December 2021	Bank Charges	Interest capitalised	Accruals as at 31-Dec-21	Closing Balance Bank statement 31-Dec-21	Closing Balance as per Main Ledger 31-Dec-21	%
4 030 101 687 0	FNB CALL DEPOSIT	74165605518	887 684.59	-	-	-	9 637.50	-	897 322.09	897 322.09	0%
4 030 101 688 0	FNB MONEY MARKET	62008452071	1 591 380.12	-	-	-	15 775.79	-	1 607 155.91	1 607 155.91	1%
4 030 101 289 0	FNB CALL DEPOSIT	62544294987	5 493 177.07	142 753.25	-	(162.00)	80 033.33	-	5 715 801.65	5 715 801.65	3%
4 030 101 384 0	FNB CALL DEPOSIT	62544297436	5 195 055.20	-	(141 507.47)	-	72 194.56	-	5 125 580.29	5 125 580.29	2%
4 030 101 779 0	FNB CALL ACCOUNT	62550105011	201 245.78	-	(1 245.78)	-	2 849.24	-	202 687.24	202 687.24	0%
4 030 101 183 0	FNB BUSINESS MONEY MARKET	25 099 606.13	25 099 606.13	-	(21 500 000.00)	-	149 784.10	-	3 749 390.23	3 749 390.23	2%
4 030 101 771 0	FNB CALL DEPOSIT	62810888935	460 717.36	-	-	(570.00)	3 540.55	-	463 687.91	463 687.91	0%
4 030 101 186 0	FNB CALL DEPOSIT	62810887119	275 237.94	-	-	(570.00)	2 114.42	-	276 782.36	276 782.36	0%
4 030 101 085 0	FNB CALL DEPOSIT	7490690821	-	30 000 000.00	-	-	389 946.53	-	30 389 946.53	30 389 946.53	15%
4 030 101 702 1	FNB CALL DEPOSIT	74929084546	-	15 000 000.00	-	-	-	-	15 000 000.00	15 000 000.00	7%
4 030 101 091 0	FNB BANK INVESTMENT	037881098635/000018	94 599.60	30 210 975.34	(30 432 793.14)	-	127 618.20	-	0.00	0.00	0%
4 030 101 700 0	FNB BANK INVESTMENT	037881098635/000035	30 000 000.00	-	(30 210 975.34)	-	210 375.94	-	(0.00)	(0.00)	0%
4 030 101 615 0	FNB BANK INVESTMENT	037881098635/000036	30 432 793.14	30 432 793.14	(30 644 860.53)	-	212 067.39	-	0.00	0.00	0%
4 030 101 002 1	FNB BANK INVESTMENT	037881098635/000037	15 000 000.00	15 000 000.00	(15 063 260.27)	-	53 200.27	-	0.00	0.00	0%
4 030 101 002 1	FNB BANK INVESTMENT	037881098635/000038	15 053 260.27	15 053 260.27	(15 063 653.21)	-	10 392.94	-	0.00	0.00	0%
4 030 101 615 0	FNB BANK INVESTMENT	037881098635/000039	30 644 860.53	30 644 860.53	-	-	-	-	30 644 860.53	30 644 860.53	15%
4 030 101 701 1	FNB BANK INVESTMENT	037881098635/000040	(0.00)	10 063 653.21	(10 075 729.65)	-	12 076.44	-	0.00	0.00	0%
4 030 101 436 0	INVESTEC BANK	1100540834-500	-	20 000 000.00	-	-	-	-	20 000 000.00	20 000 000.00	10%
4 030 101 436 0	INVESTEC BANK	1100540834-500	10 254 866.55	-	-	-	177 467.63	-	(0.00)	(0.00)	0%
4 030 101 022 0	STANDARD BANK	520703936	80 433.92	45 915 561.56	(45 990 000.00)	(848.00)	-	-	10 432 364.18	10 432 364.18	5%
4 030 101 054 0	STANDARD BANK	478735995 005	30 538 645.85	-	(30 851 143.75)	-	212 497.90	-	0.00	0.00	0%
4 030 101 054 0	STANDARD BANK	478735995 006	15 000 000.00	-	(15 064 417.81)	-	64 417.81	-	(0.00)	(0.00)	0%
4 030 101 192 1	STANDARD BANK	478735995 007	-	30 990 000.00	(31 207 142.26)	-	217 162.26	-	(0.00)	(0.00)	0%
4 030 101 192 1	STANDARD BANK	478735995 008	-	15 000 000.00	(15 056 239.73)	-	56 239.73	-	(0.00)	(0.00)	0%
4 030 101 192 1	STANDARD BANK	478735995 009	-	10 000 000.00	(10 034 547.43)	-	34 547.43	-	(0.00)	(0.00)	0%
4 030 101 192 1	STANDARD BANK	478735995 0010	-	31 207 142.26	(31 339 494.74)	-	132 352.48	-	(0.00)	(0.00)	0%
4 030 101 192 1	STANDARD BANK	478735995 0011	-	20 000 000.00	-	-	-	-	20 000 000.00	20 000 000.00	10%
4 030 101 192 1	STANDARD BANK	478735995 0012	30 210 779.90	31 339 494.74	-	-	419 795.81	-	31 339 494.74	31 339 494.74	15%
4 030 101 070 1	ABSA BUSINESS BANK	2079795620	-	-	-	-	-	-	30 630 565.71	30 630 565.71	15%
<b>TOTAL</b>			<b>155,483,460.01</b>	<b>381,000,114.30</b>	<b>(332,666,631.11)</b>	<b>(2,574.00)</b>	<b>2,666,337.65</b>	<b>-</b>	<b>206,480,706.85</b>	<b>206,480,706.85</b>	<b>100%</b>
<b>BALANCE AS PER AFS 2021/2022</b>			<b>155,483,460.01</b>								
<b>2020/2021 Accrued interest</b>			<b>372,857.00</b>								

Account	Interest	Total
Cash and Cash Equivalent		
Accrued interest		
Interest on Primary bank account	62026224899	2 670 460.81
Interest on Money market	52551036969	1 020 393.00
<b>Total</b>		<b>159,174,313.82</b>

Account	Total
FNB	63,428,354.21
NED BANK	50,644,860.53
INVESTEC	10,432,364.18
STANDARD BANK	51,344,542.22
ABSA BUSINESS BANK	30,630,565.71
<b>Total</b>	<b>206,480,706.85</b>

**INVESTMENT ANALYSIS**

Prepared by: S. Jall      Date: 07-01-2022  
 Signature: [Signature]  
 Approved by: P. Mtungwa      Date: 07-01-2022  
 Signature: [Signature]



0000604

how can we help you?



14516  
DR NKOSAZANA DLAMINI ZUMA LOCAL  
1 MAIN RD  
CREIGHTON  
3263

✉ Business Investment Desk Branch  
1 First Place, Mezzanine Fl, Bank City  
P.O. Box 1153  
Johannesburg, 2000  
e-Mail ipp@fnb.co.za  
Web fnb.co.za  
Branch Code 00878

Tax Invoice/Statement Number 53

Customer VAT Reg. No. Not Provided  
Bank VAT Reg. No. 4210102051  
Product Bus 32 Day Interest Plus Acc  
Account Number 74165605518  
Statement Period 30 November 2021 to 31 December 2021

Date	Description	Amount	Balance
	Opening Balance as at 30 November 2021	ZAR	895 610.62 Cr
31 Dec 2021	Interest payment generated	1 711.47 Cr	897 322.09 Cr
	Closing Balance as at 31 December 2021	ZAR	897 322.09 Cr

If there is an entry on your statement you wish to query, please contact your nearest FNB branch or FNB Telephone Banking Enquiries at 087 320 4321 as soon as possible, preferably within 30 days, in order that it may be investigated.

First National Bank - a Division of FirstRand Bank Limited, Reg No. 1929/001225/06.  
An Authorised Financial Services and Credit Provider (NCRCP20).

The VAT rate has increased from 14% to 15% from 1 April 2018.

# Inclusive of VAT @ 15.00%  
Total VAT included on this statement R0.00  
Total Bank Charges R0.00





how can we help you?

BBST226 068468  
 DR NKOSAZANA DLAMINI ZUMA LOCAL  
 MUNICIPALITY  
 P O BOX 62  
 CREIGHTON  
 3263  
 XABAN@NDZ.GOV.ZA

☒ P.O. Box 1153  
 Johannesburg,2000  
**Street Address** Business Investment Desk Branch  
 1 First Place, Mezzanine Fl,Bank City  
**Universal Branch Code** 250655  
 @ [fnb.co.za](http://fnb.co.za)  
**Lost Cards** 087-575-9444  
**Account Enquiries** 087-320-4321

Customer VAT Registration Number Not Provided  
 Bank VAT Registration Number 4210102051

Money Market Investment : 62008452071

Tax Invoice/Statement Number : 226  
 Statement Period : 30 November 2021 to 31 December 2021  
 Statement Date : 31 December 2021

Statement Balances		Bank Charges		Interest Rate	
Opening Balance	1,604,226.55 Cr	Service Fees	0.00	Credit Rate**	Tiered
Closing Balance	1,607,155.91 Cr	Cash Deposit Fees	0.00	Debit Rate (Non-NCA)	0.00%
# Inclusive of VAT @ 15.00%	0.00	Cash Handling Fees	0.00		
Total VAT (ZAR)	0.00	Other Fees	0.00		

#### Transactions in RAND (ZAR)

Date	Description	Amount	Balance	Accrued Bank Charges
31 Dec	Int On Credit Balance	2,929.36Cr	1,607,155.91Cr	
<b>Closing Balance</b>			<b>1,607,155.91 Cr</b>	

#### Turnover for Statement Period

No. Credit Transactions 1	2,929.36 Cr
No. Debit Transactions 0	0.00

Please contact us within 30 days from your statement date, should you wish to query an entry on this statement (incl. card transactions done during this statement period, but not yet reflecting). Should we not hear from you, we will assume that you have received the statement and that it is correct.

For more information on your Pricing Option, please contact us or visit our website.

\*\*For the latest Credit Rates on product, please go to [fnb.co.za](http://fnb.co.za)

First National Bank - a division of FirstRand Bank Limited. Registration Number 1929/001225/06. An Authorised Financial Services and Credit Provider (NCRCP20). On 19 November 2021, the Prime Lending Rate changed to 7.25%. This may impact the rate on any of your credit facilities.

Branch Number	Account Number	Date	DDA CE/00/CA/KY/KY/NA/B9/M6/DM/N	FN
878	62008452071	2021/12/31	MONEY MARKET INVESTMENT	



0000606

how can we help you?

BBST80 017751  
 DR NKOSAZANA DLAMINI ZUMA LOCAL  
 MUNICIPALITY  
 P O BOX 62  
 CREIGHTON  
 3263

☒ P.O. Box 1153  
 Johannesburg,2000  
**Street Address** Business Investment Desk Branch  
 1 First Place, Mezzanine Fl,Bank City  
**Universal Branch Code** 250655  
 @ [fnb.co.za](http://fnb.co.za)  
**Lost Cards** 087-575-9444  
**Account Enquiries** 087-320-4321

Customer VAT Registration Number Not Provided  
 Bank VAT Registration Number 4210102051

Call Account : 62544294987  
 Tax Invoice/Statement Number : 80  
 Statement Period : 30 November 2021 to 31 December 2021  
 Statement Date : 31 December 2021

Statement Balances		Bank Charges		Interest Rate	
Opening Balance	5,701,302.05 Cr	Service Fees	0.00	Credit Rate**	Tiered
Closing Balance	5,715,801.65 Cr	Cash Deposit Fees	0.00	Debit Rate (Non-NCA)	0.00%
# Inclusive of VAT @ 15.00%	3.52 Dr	Cash Handling Fees	0.00		
Total VAT (ZAR)	3.52 Dr	Other Fees	27.00 Dr		

Transactions in RAND (ZAR)

Date	Description	Amount	Balance	Accrued Bank Charges
24 Dec	#Statement Fee	0.00	5,701,302.05 Cr	27.00
24 Dec	#Value Added Ser Fees	27.00	5,701,275.05 Cr	
31 Dec	Int On Credit Balance	14,526.60 Cr	5,715,801.65 Cr	

Closing Balance

5,715,801.65 Cr

Turnover for Statement Period

No. Credit Transactions	1	14,526.60 Cr
No. Debit Transactions	1	27.00 Dr

Please contact us within 30 days from your statement date, should you wish to query an entry on this statement (incl. card transactions done during this statement period, but not yet reflecting). Should we not hear from you, we will assume that you have received the statement and that it is correct.

For more information on your Pricing Option, please contact us or visit our website.

\*\*For the latest Credit Rates on product, please go to [fnb.co.za](http://fnb.co.za)

First National Bank - a division of FirstRand Bank Limited. Registration Number 1929/001225/06. An Authorised Financial Services and Credit Provider (NCRCP20). On 19 November 2021, the Prime Lending Rate changed to 7.25%. This may impact the rate on any of your credit facilities.

Branch Number	Account Number	Date	DDA PB/00/CA/KY/KY/MM/B9/C3/DM/N	FN
878	62544294987	2021/12/31	CALL ACCOUNT	



0000007

how can we help you?

BBST80 017752  
 DR NKOSAZANA DLAMINI ZUMA LOCAL  
 MUNICIPALITY  
 P O BOX 62  
 CREIGHTON  
 3263

☒ P.O. Box 1153  
 Johannesburg,2000  
**Street Address** Business Investment Desk Branch  
 1 First Place, Mezzanine Fl,Bank City  
**Universal Branch Code** 250655  
 🌐 [fnb.co.za](http://fnb.co.za)  
**Lost Cards** 087-575-9444  
**Account Enquiries** 087-320-4321

Customer VAT Registration Number Not Provided  
 Bank VAT Registration Number 4210102051

Call Account : 62544297436

Tax Invoice/Statement Number : 80  
 Statement Period : 30 November 2021 to 31 December 2021  
 Statement Date : 31 December 2021

Statement Balances		Bank Charges		Interest Rate	
Opening Balance	5,112,580.72 Cr	Service Fees	0.00	Credit Rate**	Tiered
Closing Balance	5,125,580.29 Cr	Cash Deposit Fees	0.00	Debit Rate (Non-NCA)	0.00%
# Inclusive of VAT @ 15.00%	3.52 Dr	Cash Handling Fees	0.00		
Total VAT (ZAR)	3.52 Dr	Other Fees	27.00 Dr		

Transactions in RAND (ZAR)

Date	Description	Amount	Balance	Accrued Bank Charges
24 Dec	#Statement Fee	0.00	5,112,580.72 Cr	27.00
24 Dec	#Value Added Serv Fees	27.00	5,112,553.72 Cr	
31 Dec	Int On Credit Balance	13,026.57 Cr	5,125,580.29 Cr	

Closing Balance

5,125,580.29 Cr

Turnover for Statement Period

No. Credit Transactions	1	13,026.57 Cr
No. Debit Transactions	1	27.00 Dr

Please contact us within 30 days from your statement date, should you wish to query an entry on this statement (incl. card transactions done during this statement period, but not yet reflecting). Should we not hear from you, we will assume that you have received the statement and that it is correct.

For more information on your Pricing Option, please contact us or visit our website.

\*\*For the latest Credit Rates on product, please go to [fnb.co.za](http://fnb.co.za)

First National Bank - a division of FirstRand Bank Limited. Registration Number 1929/001225/06. An Authorised Financial Services and Credit Provider (NCRCP20). On 19 November 2021, the Prime Lending Rate changed to 7.25%. This may impact the rate on any of your credit facilities.

Page 1 of 1

Delivery Method C1 R14  
 PQ/EM/WV/DDA PB  
 878

Branch Number	Account Number	Date	DDA PB/00/CA/KY/KY/MM/B9/C3/DM/N	FN
878	62544297436	2021/12/31	CALL ACCOUNT	

35229

XSTEND: 62544297436



0000008

how can we help you?

BBST79 017753  
 DR NKOSAZANA DLAMINI ZUMA LOCAL  
 MUNICIPALITY  
 BULWER COMMUNITY SERVICE CENTR  
 P O BOX 62  
 CREIGHTON  
 3263

✉ P.O. Box 1153  
 Johannesburg,2000  
**Street Address** Business Investment Desk Branch  
 1 First Place, Mezzanine Fl,Bank City  
**Universal Branch Code** 250655  
 @ [fnb.co.za](http://fnb.co.za)  
**Lost Cards** 087-575-9444  
**Account Enquiries** 087-320-4321

Customer VAT Registration Number Not Provided  
 Bank VAT Registration Number 4210102051

Call Account : 62550105011  
 Tax Invoice/Statement Number : 79  
 Statement Period : 30 November 2021 to 31 December 2021  
**Statement Date : 31 December 2021**

Statement Balances		Bank Charges		Interest Rate	
Opening Balance	202,199.06 Cr	Service Fees	0.00	Credit Rate**	Tiered
Closing Balance	202,687.24 Cr	Cash Deposit Fees	0.00	Debit Rate (Non-NCA)	0.00%
# Inclusive of VAT @ 15.00%	3.52 Dr	Cash Handling Fees	0.00		
Total VAT (ZAR)	3.52 Dr	Other Fees	27.00 Dr		

Transactions in RAND (ZAR)

Date	Description	Amount	Balance	Accrued Bank Charges
28 Dec	#Statement Fee	0.00	202,199.06Cr	27.00
28 Dec	#Value Added Serv Fees	27.00	202,172.06Cr	
31 Dec	Int On Credit Balance	515.18Cr	202,687.24Cr	
<b>Closing Balance</b>			<b>202,687.24Cr</b>	

Turnover for Statement Period

No. Credit Transactions 1	515.18Cr
No. Debit Transactions 1	27.00Dr

Please contact us within 30 days from your statement date, should you wish to query an entry on this statement (incl. card transactions done during this statement period, but not yet reflecting). Should we not hear from you, we will assume that you have received the statement and that it is correct.

For more information on your Pricing Option, please contact us or visit our website.

\*\*For the latest Credit Rates on product, please go to [fnb.co.za](http://fnb.co.za)

First National Bank - a division of FirstRand Bank Limited. Registration Number 1929/001225/06. An Authorised Financial Services and Credit Provider (NCRCP20). On 19 November 2021, the Prime Lending Rate changed to 7.25%. This may impact the rate on any of your credit facilities.

Branch Number	Account Number	Date	DDA PB/00/CA/KY/KY/MM/B9/C3/DM/N	FN
878	62550105011	2021/12/31	CALL ACCOUNT	



how can we help you?

BBST62 010809

\*DR NKOSAZANA DLAMINI ZUMA LOCAL MUNICIPALITY  
P O BOX 43  
HIMEVILLE  
3256  
XABAN@NDZ.GOV.ZA

☒ P.O. Box 1153  
Johannesburg,2000  
**Street Address** Business Investment Desk Branch  
1 First Place, Mezzanine Fl,Bank City  
**Universal Branch Code** 250655  
🌐 [fnb.co.za](http://fnb.co.za)  
**Lost Cards** 087-575-9444  
**Account Enquiries** 087-320-4321

**Customer VAT Registration Number** Not Provided  
**Bank VAT Registration Number** 4210102051

**Money Market Investment : 62235619197**

Tax Invoice/Statement Number : 62  
Statement Period : 1 December 2021 to 3 January 2022  
Statement Date : 3 January 2022

Statement Balances		Bank Charges		Interest Rate	
Opening Balance	3,742,776.29 Cr	Service Fees	0.00	Credit Rate**	Tiered
Closing Balance	3,749,390.23 Cr	Cash Deposit Fees	0.00	Debit Rate (Non-NCA)	0.00%
# Inclusive of VAT @ 15.00%	0.00	Cash Handling Fees	0.00		
Total VAT (ZAR)	0.00	Other Fees	0.00		

**Transactions in RAND (ZAR)**

Date	Description	Amount	Balance	Accrued Bank Charges
18 Dec	Int On Credit Balance	6,613.94Cr	3,749,390.23Cr	
<b>Closing Balance</b>			<b>3,749,390.23Cr</b>	

**Turnover for Statement Period**

No. Credit Transactions	1	6,613.94 Cr
No. Debit Transactions	0	0.00

Please contact us within 30 days from your statement date, should you wish to query an entry on this statement (incl. card transactions done during this statement period, but not yet reflecting). Should we not hear from you, we will assume that you have received the statement and that it is correct.

For more information on your Pricing Option, please contact us or visit our website.

\*\*For the latest Credit Rates on product, please go to [fnb.co.za](http://fnb.co.za)

First National Bank - a division of FirstRand Bank Limited. Registration Number 1929/001225/06. An Authorised Financial Services and Credit Provider (NCRCP20). On 19 November 2021, the Prime Lending Rate changed to 7.25%. This may impact the rate on any of your credit facilities.

Branch Number	Account Number	Date	DDA CE/00/CA/KY/KY/NA/B9/M6/DM/N	FN
878	62235619197	2022/01/03	MONEY MARKET INVESTMENT	

0000010



how can we help you?

BBST31 017808  
 \*DR NKOSAZANA DLAMINI ZUMA LOCAL  
 TITLE DEED HOUSING ACCOUNT  
 P O BOX 62  
 CREIGHTON  
 3263  
 MTUNGWAP@NDZ.GOV.ZA

P O Box 219  
 Underberg 3257  
**Street Address** Underberg  
 Main Street  
**Universal Branch Code** 250655  
 ☎ [services@rmb.co.za](mailto:services@rmb.co.za)  
**Client Service Suite** 087 312 5601  
**Lost Cards** 0800-11-01-32

Customer VAT Registration Number Not Provided  
 Bank VAT Registration Number 4210102051

Public Sector Cheque Account : 62810888935

Tax Invoice/Statement Number : 31  
 Statement Period : 30 November 2021 to 31 December 2021  
 Statement Date : 31 December 2021

Statement Balances		Bank Charges		Interest Rate	
Opening Balance	463,145.29 Cr	Service Fees	95.00 Dr	Credit Rate**	1.75%
Closing Balance	463,687.91 Cr	Cash Deposit Fees	0.00	Debit Rate (Non-NCA)	10.25%
# Inclusive of VAT @ 15.00%	12.39 Dr	Cash Handling Fees	0.00		
Total VAT (ZAR)	12.39 Dr	Other Fees	0.00		

## Transactions in RAND (ZAR)

Date	Description	Reference	Amount	Fee	Internal Use
09 Dec	Bank Charges - Service Charges				
	#Service Fees		95.00		1 dda887
	Interest				
09 Dec	62810888935		637.62 Cr		2 dda887

Closing Balance

463,687.91 Cr

62810888935 Final balance as at end

30 November 2021	463,145.29 Cr
9 December 2021	463,687.91 Cr

## Turnover for Statement Period

No. Credit Transactions 1	637.62 Cr
No. Debit Transactions 1	95.00 Dr

Please contact us within 30 days from your statement date, should you wish to query an entry on this statement (incl. card transactions done during this statement period, but not yet reflecting). Should we not hear from you, we will assume that you have received the statement and that it is correct.

For more information on your Pricing Option, please contact us or visit our website.

\*\*For the latest Credit Rates on product, please go to [fnb.co.za](http://fnb.co.za)

First National Bank - a division of FirstRand Bank Limited. Registration Number 1929/001225/06. An Authorised Financial Services and Credit Provider (NCRCP20).

## Page 1 of 1

Delivery Method E1 R01  
 EN/EM/WV/DDA D1  
 887

Branch Number	Account Number	Date	DDA D1/2E/AV/XR/XR/RK/PE/L7/WB/N	FN
887	62810888935	2021/12/31	PUBLIC SECTOR CHEQUE ACCOUNT	

64307

XSTZENO: 62810888935



00000111

how can we help you?

BBST31 017807  
 \*DR NKOSAZANA DLAMINI ZUMA LOCAL  
 \*BHIDLA RURAL HOUSING PROJECT  
 P O BOX 62  
 CREIGHTON  
 3263  
 MTUNGWAP@NDZ.GOV.ZA

☒ P O Box 219  
 Underberg 3257  
**Street Address** Underberg  
 Main Street  
**Universal Branch Code** 250655  
 📧 [services@rmb.co.za](mailto:services@rmb.co.za)  
**Client Service Suite** 087 312 5601  
**Lost Cards** 0800-11-01-32

Customer VAT Registration Number Not Provided  
 Bank VAT Registration Number 4210102051

Public Sector Cheque Account : 62810887119

Tax Invoice/Statement Number : 31  
 Statement Period : 30 November 2021 to 31 December 2021  
 Statement Date : 31 December 2021

Statement Balances		Bank Charges		Interest Rate	
Opening Balance	276,496.71 Cr	Service Fees	95.00 Dr	Credit Rate**	1.75%
Closing Balance	276,782.36 Cr	Cash Deposit Fees	0.00	Debit Rate (Non-NCA)	10.25%
# Inclusive of VAT @ 15.00%	12.39 Dr	Cash Handling Fees	0.00		
Total VAT (ZAR)	12.39 Dr	Other Fees	0.00		

Transactions in RAND (ZAR)

Date	Description	Reference	Amount	Fee	Internal Use
09 Dec	Bank Charges - Service Charges				
	#Service Fees		95.00		1 dda887
	Interest				
09 Dec	62810887119		380.65 Cr		2 dda887

Closing Balance

276,782.36 Cr

\*

62810887119 Final balance as at end

30 November 2021	276,496.71 Cr
9 December 2021	276,782.36 Cr

\*

Turnover for Statement Period

No. Credit Transactions 1	380.65 Cr
No. Debit Transactions 1	95.00 Dr

Please contact us within 30 days from your statement date, should you wish to query an entry on this statement (incl. card transactions done during this statement period, but not yet reflecting). Should we not hear from you, we will assume that you have received the statement and that it is correct.

For more information on your Pricing Option, please contact us or visit our website.

\*\*For the latest Credit Rates on product, please go to [fnb.co.za](http://fnb.co.za)

First National Bank - a division of FirstRand Bank Limited. Registration Number 1929/001225/06. An Authorised Financial Services and Credit Provider (NCRCP20).

Page 1 of 1

Delivery Method E1 R01  
 EN/EMMV/DDA D1  
 887

Branch Number	Account Number	Date	DDA D1/2E/AV/XR/XR/RK/PE/L7/WB/N	FN
887	62810887119	2021/12/31	PUBLIC SECTOR CHEQUE ACCOUNT	

64306

XSTEND: 62810887119



how can we help you?

**PUBLIC SECTOR BANKING**

2 First Place, 6th Floor  
Cnr Pritchard and Simmonds Streets  
Bank City, Johannesburg  
P O Box 1153  
Johannesburg, 2000

Web [www.fnb.co.za](http://www.fnb.co.za)  
Email [commdesk@fnb.co.za](mailto:commdesk@fnb.co.za)  
Telephone 087 311 9790

DR NKOSAZANA DLAMINI ZUMA LOCAL MUNICIPALITY

31 December 2021

The following are investments held at FNB Cash Investment as at the above date:

Account Number	74906990821
Account Type	Fixed Deposit
Opening Balance as at 11 November 2021	R30,389,946.53
Term	90 Days
Effective Interest Rate	4.150%
Maturity Date	09 February 2022
Interest accrued as at 31 December 2021	R176,220.06

If there is any information on your summary you wish to query, please contact us as soon as possible.

**FNB Public Sector Banking - Investments**

**Clare Nyama**

☎ 087 312 3625

**Cherity Gabela**

☎ 087 311 8119

**Ndisha Libago**

☎ 087 328 0390



0000013

how can we help you?

Computer Generated Copy

8177  
\*DR NKOSAZANA DLAMINI ZUMA LOCAL  
P O BOX 62  
CREIGHTON  
3263

Business Investment Desk Branch  
1 First Place, Mezzanine Fl, Bank City  
P.O. Box 1153  
Johannesburg, 2000  
e-Mail [ipp@fnb.co.za](mailto:ipp@fnb.co.za)  
Web [fnb.co.za](http://fnb.co.za)  
Branch Code 00878

Tax Invoice/Statement Number 1

Customer VAT Reg. No. Not Provided  
Bank VAT Reg. No. 4210102051  
Product Fixed Deposits  
Account Number 74929084346  
Statement Period 22 December 2021 to 31 December 2021

Fixed Interest Rate 4.15% per annum  
Investment Period 30 Days  
Maturity Date 21 January 2022

Date	Description	Amount	Balance
	Opening Balance as at 22 December 2021	ZAR	0.00
22 Dec 2021	Transfer from 62026224999 62026224999	15 000 000.00 Cr	15 000 000.00 Cr
	Closing Balance as at 31 December 2021	ZAR	15 000 000.00 Cr

If there is an entry on your statement you wish to query, please contact your nearest FNB branch or FNB Telephone Banking Enquiries at 087 320 4321 as soon as possible, preferably within 30 days, in order that it may be investigated.

First National Bank - a Division of FirstRand Bank Limited. Reg No. 1929/001225/06.  
An Authorised Financial Services and Credit Provider (NCRCP20).

The VAT rate has increased from 14% to 15% from 1 April 2018.

# Inclusive of VAT @ 15.00%  
Total VAT included on this statement R0.00  
Total Bank Charges R0.00

# Welcome to FNB Savings and Cash Investments.



Investment Confirmation

**FNB Savings & Cash Investments**

6 Merchant Place  
9 Fredman Drive  
Sandton  
2196

DR NKOSAZANA DLAMINI ZUMA LOCAL  
22 December 2021

Dear Client

Thank you for making FNB your preferred investment bank. This letter serves as confirmation of your deposit.

**Account number** 74929084346  
**Account type** Fixed Deposit  
**Amount** R15,000,000.00  
**Interest rate at maturity** 4.1500%  
**Interest at maturity** R 51,164.37  
**Maturity date** Friday, January 21, 2022  
**Investment Period (Days)** 30

The interest rate quoted above and accepted by yourself is based on the balance as negotiated and agreed with you. If your account balance drops below the negotiated balance we reserve the right to review the interest rate negotiated. We will communicate with you before changing the negotiated rate.

This account is bound by the terms and conditions applicable to the product available. Please contact me if you require any further information. Should there be any discrepancies for accounts reinvested without an instruction kindly inform me within 24 hours. Failure to do so will result in the transaction being executed as confirmed above.

Yours sincerely  
Owen Matidza  
Portfolio Manager  
**First National Bank**  
Tel: (087) 311 9790

# STATEMENT



003001000000000378810986353112212



THE INVESTMENT MANAGER  
DR NKOSAZANA DLAMINI ZUMA MUNICIPALITY  
P O BOX 62  
CREIGHTON  
UMZINTO  
3263

Branch	Domestic Treasury
Account Number	03/7881098635/000039
Date	31 December 2021
Statement Period	30 November 2021 to 31 December 2021
Due Date	17 January 2022
Period	61 days
Type of Investment	Fixed Deposit
Statement Frequency	Month End

#### NEDBANK CONTACT DETAILS

Business Banking	Nedbank Head Office, 135 Rivonia Road, Sandown, Sandton, 2196, South Africa 0860 115 060 business@nedbank.co.za
------------------	--

The interest rate for your investment, as agreed between you and Nedbank, is calculated to six decimals and rounded to two decimals for the full investment term.  
The calculation for interim statements is the same and, as a result, the interest you see on interim statements may differ from the interest for the full investment term.

Transaction Date	Description and additional information	Movement	Rate	Days	Accrued interest	Amount
2021-11-30	Opening Balance				48 192.22	30 644 880.53
2021-12-31	Int Accrued On R30 644 880.53 From 2021-12-01 To 2021-12-31		4,1000	31	106 711.35	30 644 880.53
2021-12-31	Closing Balance				154 903.57	30 644 880.53

Yours sincerely  
**NEDBANK LIMITED**

This statement is electronically generated and requires no signature by Nedbank Limited.  
Please examine this statement soonest. If no error is reported within 30 days after receipt, the statement will be considered as being correct.  
Please note that month-end statements include transactions up to and including the last day of the month as well as interest transactions for the first day of the next month.

The investment is subject to the terms and conditions for investment accounts, available at <https://www.nedbank.co.za/content/nedbank/desktop/g/en/corporates/investing/corporate-and-institutional-investments.html>  
This communication is produced and transmitted electronically. While we have taken all reasonable steps to ensure the accuracy, integrity and confidentiality of the information, Nedbank Limited will not be liable if the information contained in this communication is corrupted, inaccurate or fails to reach its intended destination. The information in this communication is confidential and intended solely for the addressee and may also be privileged or exempt from disclosure under applicable law. If you are not the addressee, or have received this email in error, please notify the sender immediately, delete it from your system and do not copy, disclose or otherwise act on any part of this communication. You should also treat any pages attached to this communication in line with the disclaimer.

Nedbank Limited Reg No 1951/000009/06, VAT Reg No 4320116074, Nedbank 135 Rivonia Campus, 135 Rivonia Road, Sandown, Sandton, 2196, South Africa.

Directors: PM Makwana (Non-executive Chairman) MWT Brown (Chief Executive) HR Brody (Lead Independent Director) BA Dames NP Dongwana EM Kruger RAG Leith  
Prof T Marwala L Makalima  
Dr MA Matoane MH Davis (Chief Financial Officer) MC Nkuhlu (Chief Operating Officer) S Subramoney  
Company Secretary: J Katzin 02.12.2021

## STATEMENT



003001000000000378810986351412212



THE INVESTMENT MANAGER  
DR NKOSAZANA DLAMINI ZUMA MUNICIPALITY  
P O BOX 62  
CREIGHTON  
UMZINTO  
3263

Branch	Domestic Treasury
Account Number	03/7881098635/000040
Date	14 December 2021
Statement Period	01 December 2021 to 14 December 2021
Due Date	14 December 2021
Notice Period	1 day
Type of Investment	Notice Deposit
Statement Frequency	Month End

## NEDBANK CONTACT DETAILS

Business Banking	Nedbank Head Office, 135 Rivonia Road, Sandown, Sandton, 2196, South Africa 0860 115 060 business@nedbank.co.za
------------------	--

Based on the interest rates agreed between you and Nedbank, as well as the calculated balances, the applicable rate will be applied daily rounded to two decimals, based on the third digit after the decimal.

Transaction Date	Description and additional information	Movement	Rate	Days	Accrued interest	Amount
2021-12-01	Opening Balance					10 075 729.65
2021-12-14	Int Accrued On R10 075 729.65 From 2021-12-01 To 2021-12-13		3,6500	13	13 098.41	10 075 729.65
2021-12-14	Capital Due	-10 075 729.65				0.00
2021-12-14	Int Paid				-13 098.41	0.00
2021-12-14	Closing Balance					0.00

Yours sincerely  
NEDBANK LIMITED

This statement is electronically generated and requires no signature by Nedbank Limited.  
Please examine this statement soonest. If no error is reported within 30 days after receipt, the statement will be considered as being correct.  
Please note that month-end statements include transactions up to and including the last day of the month as well as interest transactions for the first day of the next month.

The investment is subject to the terms and conditions for investment accounts, available at <https://www.nedbank.co.za/content/nedbank/desktop/g/en/corporates/investing/corporate-and-institutional-investments.html>  
This communication is produced and transmitted electronically. While we have taken all reasonable steps to ensure the accuracy, integrity and confidentiality of the information, Nedbank Limited will not be liable if the information contained in this communication is corrupted, inaccurate or fails to reach its intended destination. The information in this communication is confidential and intended solely for the addressee and may also be privileged or exempt from disclosure under applicable law. If you are not the addressee, or have received this email in error, please notify the sender immediately, delete it from your system and do not copy, disclose or otherwise act on any part of this communication. You should also treat any pages attached to this communication in line with the disclaimer.

Nedbank Limited Reg No 1951/000009/06, VAT Reg No 4320116074, Nedbank 135 Rivonia Campus, 135 Rivonia Road, Sandown, Sandton, 2196, South Africa.

Directors: PM Makwana (Non-executive Chairman) MWT Brown (Chief Executive) HR Brody (Lead Independent Director) BA Dames NP Dongwana EM Kruger RAG Leith  
Prof T Marwala L Makalima  
Dr MA Matoane MH Davis (Chief Financial Officer) MC Nkuhlu (Chief Operating Officer) S Subramoney  
Company Secretary: J Katzin 02.12.2021



## STATEMENT

003001000000000378810986353112212



THE INVESTMENT MANAGER  
DR NKOSAZANA DLAMINI ZUMA MUNICIPALITY  
P O BOX 62  
CREIGHTON  
UMZINTO  
3263

Branch	Domestic Treasury
Account Number	03/7881098635/000041
Date	31 December 2021
Statement Period	17 December 2021 to 31 December 2021
Due Date	15 February 2022
Period	60 days
Type of Investment	Fixed Deposit
Statement Frequency	Month End

**NEDBANK CONTACT DETAILS**

Business Banking	Nedbank Head Office, 135 Rivonia Road, Sandown, Sandton, 2196, South Africa 0860 115 060 business@nedbank.co.za
------------------	--

The interest rate for your investment, as agreed between you and Nedbank, is calculated to six decimals and rounded to two decimals for the full investment term.

The calculation for interim statements is the same and, as a result, the interest you see on interim statements may differ from the interest for the full investment term.

Transaction Date	Description and additional information	Movement	Rate	Days	Accrued interest	Amount
2021-12-17	Opening Balance				2 383.56	20 000 000.00
2021-12-31	Int Accrued On R20 000 000.00 From 2021-12-18 To 2021-12-31		4,3500	14	33 369.86	20 000 000.00
2021-12-31	Closing Balance				35 753.42	20 000 000.00

Yours sincerely

**NEDBANK LIMITED**

This statement is electronically generated and requires no signature by Nedbank Limited.

Please examine this statement soonest. If no error is reported within 30 days after receipt, the statement will be considered as being correct.

Please note that month-end statements include transactions up to and including the last day of the month as well as interest transactions for the first day of the next month.

The investment is subject to the terms and conditions for investment accounts, available at

<https://www.nedbank.co.za/content/nedbank/desktop/gt/en/corporates/investing/corporate-and-institutional-investments.html>

This communication is produced and transmitted electronically. While we have taken all reasonable steps to ensure the accuracy, integrity and confidentiality of the information, Nedbank Limited will not be liable if the information contained in this communication is corrupted, inaccurate or fails to reach its intended destination. The information in this communication is confidential and intended solely for the addressee and may also be privileged or exempt from disclosure under applicable law. If you are not the addressee, or have received this email in error, please notify the sender immediately, delete it from your system and do not copy, disclose or otherwise act on any part of this communication. You should also treat any pages attached to this communication in line with the disclaimer.

Nedbank Limited Reg No 1951/000009/06, VAT Reg No 4320116074, Nedbank 135 Rivonia Campus, 135 Rivonia Road, Sandown, Sandton, 2196, South Africa.

Directors: PM Makwana (Non-executive Chairman) MWT Brown (Chief Executive) HR Brody (Lead Independent Director) BA Dames NP Dongwana EM Kruger RAG Leith Prof T Marwala L Makalima  
Dr MA Matoane MH Davis (Chief Financial Officer) MC Nkuhlu (Chief Operating Officer) S Subramoney  
Company Secretary: J Katzin 02.12.2021

0000018

Out of the Ordinary®



Investec Specialist Bank

5 JAN 2022

100 Grayston Drive  
Sandton, 2196

Investec Bank Limited

100 Grayston Drive Sandown Sandton 2196  
PO Box 785700 Sandton 2146 South Africa  
T +27 (0) 11 286 7000 F +27 (0) 11 286 9555  
www.investec.co.zaDr Nkosazana Dlamini Zuma Local Municipality  
PO Box 62  
Creighton  
3263**ACCOUNT STATEMENT****Tax invoice number**  
**Investec VAT number**

Page 1 of 1

21000037  
4620124729**Statement date** 31 Dec 2021  
**Statement period** 01 Dec - 31 Dec 2021  
**Currency** South African Rand**Account number** 1100540834500  
**Account type** Call Deposit  
**Branch code** 580105  
**Electronic account number** 50011313326

Date	Description	Amount	Capital		Rate%	Days	Interest	
			Balance				Amount	Balance
1DEC2021	OPENING BALANCE		10,400,564.10CR					
1DEC2021	INTEREST ADVISED				3.60CR	31	31,800.08CR	31,800.08CR
31DEC2021	CLOSING BALANCE		10,400,564.10CR				ACCRUED	31,800.08CR
31DEC2021	INTEREST ACCRUED	31,800.08CR						
	<b>CLOSING BALANCE INCLUDING INTEREST</b>		<b>10,432,364.18CR</b>					

Grow your savings with Investec's bank guaranteed, Money Fund linked Accounts. Questions?  
Call us on 0860 110 161.



Product  
BUSINESS CURRENT ACCOUNT

Statement period 2021-12-01 to 2022-01-04

Account preferred centre PIETERMARITZBURG

Customer contact centre 0860 123 000

Address  
MAIN STREET  
CREIGHTON  
CREIGHTON  
3263



Internet www.standardbank.co.za

Page 1 of 1

Date 04 January 2022

Time 08:56

Account identification

Name of account DR NKOSAZANA DLAMINI ZUMA MUNI

Account number 052070336

Transaction details

Post date (YYYY-MM-DD)	Transaction description	Fee	Payments	Deposits	Balance
	Opening Balance				R 5,147.48
2021-12-31	##MONTHLY MANAGEMENT FEE 3112 ACC 052070336		R -100.00		R 5,047.48
2021-12-31	Balance brought forward				R 5,047.48

## These fees include VAT at the applicable prevailing rate in accordance with the VAT Act.

**Your account information**

**Statement summary**

Payments	R 100.00
Deposits	R 0.00
Fee	R 0.00

Your full transaction record is available on your account statement. The balance could change if there are transactions that still need to be processed.

Please consider the clause that follows carefully as it limits the bank's liability and constitutes an assumption of risk by you.

Please check that all transactions on this statement are correct and tell the bank if there are any mistakes within 60 days of the date of this statement, after which, we will consider this statement to be correct.

Statement number 1  
 Cycle/Despatch indicator ZE  
 Page 1 of 1

**Return address:**  
 Msunduzi  
 PO Box 732, Msunduzi, 3231

Account preferred centre Msunduzi  
 Branch code 0727  
 Customer contact centre 0860 101 341

Date 28 December 2021

**DR NKOSAZANA DLAMINI ZUMA MUNI**  
**PO BOX 62**  
**CREIGHTON**  
**3263**

**Account identification**

Name of account: DR NKOSAZANA DLAMINI  
 Account number: 47 873 599 5 - 010

**Your investment information**

Original investment amount	R 31,207,142.26
Date of original investment	24 November 2021
Investment maturity date	28 December 2021

**Interest and capital payment details**
**Account to which:**

Name  
 Bank  
 Branch  
 Account number

**Interest is paid**

No disposal instructions on file

**Capital is paid**

No disposal instructions on file

**Transaction details**

Date ccyy mm dd	Transaction description	Withdrawals	Deposits	Interest rate	Balance
2021 11 24	Transfer from 478735995-007				R 0.00
2021 12 28	Payment	R 31,207,142.26	R 31,207,142.26	4.300%	R 31,207,142.26
	Balance as at 28 December 2021				R 0.00
					R 0.00

**Interest payment details**

Date ccyy mm dd	Period		Investment amount	Interest rate	Interest amount
	From ccyy mm dd	To ccyy mm dd			
2021 12 28	2021 11 22	2021 12 27	R 31,207,142.26	4.300%	R 132,352.4800

0062515875

**Please verify all transactions reflected on this statement and notify any discrepancies to the Bank as soon as possible.**

The Standard Bank of South Africa (Reg. No. 1962/000738/06). Authorised financial services provider.

VAT reg no: 4100105461 Registered credit provider (NCRCP15).

We subscribe to the Code of Banking Practice of the Banking Association South Africa and, for unresolved disputes, support resolution through the Ombudsman for Banking Services.



## Product

SHORT TERM WHOLESALE DEPOSIT

60 days statement

## Address

MAIN STREET  
CREIGHTON  
CREIGHTON  
3263

## Account identification

Name of account DR NKOSAZANA DLAMINI ZUMA MUNI

Account number 478735995 009

Statement period 2021-11-06 to 2022-01-05

Account preferred centre MSUNDUZI

Customer contact centre 0860 123 000

Internet www.standardbank.co.za

Page 1 of 1

Date 05 January 2022

Time 09:39



## Transaction details

Post date (YYYY-MM-DD)	Transaction description	Payments	Deposits	Balance
2021-12-01	Opening Balance			R 0.00
	DEPOSIT		R 24,164.38	R 24,164.38
	INTEREST PAID			
2021-12-01	INTEREST CAPITALISED	R -24,109.59		R 54.79
	INCORRECT INTEREST REVERSED			
2021-12-01	INTEREST CAPITALISED		R 24,109.59	R 24,164.38
2021-12-08	INTEREST CAPITALISED		R 8,074.26	R 32,238.64
2021-12-10	INTEREST CAPITALISED		R 2,308.79	R 34,547.43
2021-12-10	TRANSFER TO ACC 47 873 599 5 009 DR NKOSA	R -10,034,547.43		R -10,000,000.00
2021-12-10	Balance brought forward			R -10,000,000.00

## These fees include VAT at the applicable prevailing rate in accordance with the VAT Act.

## Your account information

## Statement summary

Payments	R 10,058,657.02
Deposits	R 58,657.02

Your full transaction record is available on your account statement. The balance could change if there are transactions that still need to be processed.

Please consider the clause that follows carefully as it limits the bank's liability and constitutes an assumption of risk by you.

Please check that all transactions on this statement are correct and tell the bank if there are any mistakes within 60 days of the date of this statement, after which, we will consider this statement to be correct.



**Public Sector Service Unit**

**To Whom It May Concern:**

Date:  
2021-12-20

Tel No:  
010 249 8027

Ref:  
478735995-011

**Re: Confirmation of Standard Bank account**

Herewith confirmation that Dr Nkosazana Dlamini Zuma Local Municipality conducts a Fixed Deposit Investment Account with the Standard Bank of South Africa Limited.

**Account Name** : Dr Nkosazana Dlamini Zuma Local Municipality  
**Account Number** : 478735995 - 011  
**Account Type** : Fixed Deposit  
**Date Invested** : 2021-12-17  
**Branch Code** : 0727  
**Standard Bank Branch** : Msunduzi  
**Interest Rate** : 4.525%  
**Amount Invested** : R20 000 000.00  
**Maturity date** : 2022-01-19  
**Tenor** : 33 Days

We trust that this meets with your requirements. In need please do not hesitate to contact Sicelo Ndwalane on +27 (0)33 328 3032 or Philani Mpofu on +27 (0)33 328 3033.

This Letter or your reliance on same does not give rise to any obligation or liability on the part of the Bank and/or its officials.

**Yours sincerely**

**Name:** Kelebogile Sereme  
**Title:** Service Analyst  
**Branch:** Public Sector  
**Telephone:** +27 (0)10 249 8027

**Disclosure**

Standard Bank of South Africa Limited (SBSA) is a juristic representative of Standard Bank South Africa Limited and is authorized in terms of a written mandate to render intermediary services on transactional and investment products. The Standard Bank of South Africa Limited is an authorised financial services and registered credit provider. Please note I am an employed representative of The Standard Bank of South Africa Limited and licensed to render intermediary services on transactional and investment products being offered, under the juristic representative agreement.

No commission was paid on the investment interest rate quoted

**Disclaimer**

Whilst care has been taken in compiling this letter, Standard Bank makes no representations or warrant (expressed or implied) about the accuracy, or completeness of the information contained herein for any purpose. Standard Bank, its employees or agents accept no liability to any part for any loss, damage or costs however arising, whether directly or indirectly arising from any action or decision taken as a result of any person relying on or otherwise using this document or arising from any omission from it.

The Standard Bank of South Africa Limited (Reg. No. 1962/000738/06) Authorised financial services provider and registered credit provider (NCRCP15)  
 Directors: TS Gcabashe (Chairman) L Fuzile\* (Chief Executive) PLH Cook A Daehnke\*  
 MA Erasmus1 GJ Fraser-Moleketi Xueqing Guan2 GMB Kennealy Li Li2 JH Maree  
 NNA Matyumza KD Moroka NMC Nyembezi ML Oduor-Otieno3 ANA Peterside CON4  
 MJD Ruck SK Tshabalala\* JM Vice  
 Company Secretary: Z Stephen - 2021/11/11  
 \*Executive Director 1British 2Chinese 3Kenyan 4Nigerian



Account preferred centre	MSUNDUZI	Branch	Date	04-01-2022	Time	08:57
Customer controlling centre	BC:MSUNDUZI BUSINESS CENTRE					
Account name	DR NKOSAZANA DLAMINI					
Account number	00478735995	Serial number	011			
Product	FIXED DEPOSIT					
Book Balance	20,000,000.00	Date Last Active	2021-12-17			
Retrospective Bal	20,000,000.00	Date Opened	2021-12-17			
Int./Profit Due	44,630.14	Original Issue Date	2021-12-17			
Int./Indicative Prof Accrued	42,150.68	Maturity Date	2022-01-19			
Int./Profit Paid Tax	0.00	Accrual Date	2021-12-17			
Early Redemption Fee	-18,082.19	Int./Prof Last Paid				
		Int./Prof Next Paid	2022-01-19			
		Date Last Deposit	2021-12-17			
		Renew Date	2022-01-19			
		Period	1 Months 2 Days			
Int./Indicative Prof. Rate	04.525	Renew Period	0			
Int./Profit Cycle	AT MATURITY					
Non-Res Interest/Profit Tax	0.00					
Non-Res Interest/Profit Tax YTD	0.00					
Capital Disposal	DEPOSIT DISPOSAL SUSPENSE ACC.					
Account Branch & Number	000000 000000000 000					
To (Name)	DEPOSIT DISPOSAL SUSPENSE ACC.					
Int./Profit Disposal	DEPOSIT DISPOSAL SUSPENSE ACC.					
Account Branch & Number	000000 000000000 000					
To (Name)						
Date Last Statement						
Statement Balance	0.00					
Statement Number						
Number of Copies						
Despatch Method	COLLECT BY CUSTOMER AT BRANCH					
Statement Cycle						
Date Next Statement						
Int./Profit Paid Change						
Status	AUTOBANK LINKED ACCOUNT					



Public Sector Service Unit

**To Whom It May Concern:**

Date: 2021-12-28      Tel No: 010 249 8027      Ref: 478735995-012

**Re: Confirmation of Standard Bank account**

Herewith confirmation that Dr Nkosazana Dlamini Zuma Local Municipality conducts a Fixed Deposit Investment Account with the Standard Bank of South Africa Limited.

Account Name : Dr Nkosazana Dlamini Zuma Local Municipality  
 Account Number : 478735995 - 012  
 Account Type : Fixed Deposit  
 Date Invested : 2021-12-28  
 Branch Code : 0727  
 Standard Bank Branch : Msunduzi  
 Interest Rate : 4.675%  
 Amount Invested : R31 339 494.74  
 Maturity date : 2022-03-28  
 Tenor : 90 Days

We trust that this meets with your requirements. In need please do not hesitate to contact Sicelo Ndwane on +27 (0)33 328 3032 or Philiani Mpfu on +27 (0)33 328 3033.

This Letter or your reliance on same does not give rise to any obligation or liability on the part of the Bank and/or its officials.

**Yours sincerely**

Name: Kelebogile Sereme  
 Title: Service Analyst  
 Branch: Public Sector  
 Telephone: +27 (0)10 249 8027

**Disclosure**

Standard Bank of South Africa Limited (SBSA) is a juristic representative of Standard Bank South Africa Limited and is authorized in terms of a written mandate to render intermediary services on transactional and investment products. The Standard Bank of South Africa Limited is an authorised financial services and registered credit provider. Please note I am an employed representative of The Standard Bank of South Africa Limited and licensed to render intermediary services on transactional and investment products being offered, under the juristic representative agreement.

No commission was paid on the Investment Interest rate quoted

**Disclaimer**

Whilst care has been taken in compiling this letter, Standard Bank makes no representations or warrant (expressed or implied) about the accuracy, or completeness of the information contained herein for any purpose. Standard Bank, its employees or agents accept no liability to any part for any loss, damage or costs however arising, whether directly or indirectly arising from any action or decision taken as a result of any person relying on or otherwise using this document or arising from any omission from it.

The Standard Bank of South Africa Limited (Reg. No. 1962/000738/06) Authorised financial services provider and registered credit provider (NCRCP15)

Directors: TS Gcabashe (Chairman) L Fuzile\* (Chief Executive) PLH Cook A Daehnke\*  
 MA Erasmus1 GJ Fraser-Moleketi Xueqing Guan2 GMB Kennealy Li Li2 JH Maree  
 NNA Matyumza KD Moroka NMC Nyembezi ML Oduor-Otieno3 ANA Peterside COM4  
 MJD Ruck SK Tshabalala\* JM Vice

Company Secretary: Z Stephen - 2021/11/11

\*Executive Director 1British 2Chinese 3Kenyan 4Nigerian

Account preferred centre	MSUNDUZI	Branch	Date	04-01-2022	Time	08:58
Customer controlling centre	BC:MSUNDUZI BUSINESS CENTRE					
Account name	DR NKOSAZANA DLAMINI					
Account number	00478735995	Serial number	012			
Product	FIXED DEPOSIT					
Book Balance	31,339,494.74	Date Last Active	2021-12-28			
Retrospective Bal	31,339,494.74	Date Opened	2021-12-28			
Int./Profit Due	28,098.22	Original Issue Date	2021-12-28			
Int./Indicative Prof Accrued	24,084.19	Maturity Date	2022-03-28			
Int./Profit Paid Tax	0.00	Accrual Date	2021-12-28			
Early Redemption Fee	-77,275.47	Int./Prof Last Paid				
		Int./Prof Next Paid	2022-03-28			
		Date Last Deposit	2021-12-28			
		Renew Date	2022-03-28			
		Period	3 Months 0 Days			
Int./Indicative Prof. Rate	04.675	Renew Period	0			
Int./Profit Cycle	AT MATURITY					
Non-Res Interest/Profit Tax	0.00					
Non-Res Interest/Profit Tax YTD	0.00					
Capital Disposal	DEPOSIT DISPOSAL SUSPENSE ACC.					
Account Branch & Number	000000 000000000 000					
To (Name)	DEPOSIT DISPOSAL SUSPENSE ACC.					
Int./Profit Disposal	DEPOSIT DISPOSAL SUSPENSE ACC.					
Account Branch & Number	000000 000000000 000					
To (Name)						
Date Last Statement	2022-01-03					
Statement Balance	31,339,494.74					
Statement Number	1					
Number of Copies						
Despatch Method	COLLECT BY CUSTOMER AT BRANCH					
Statement Cycle	MONTHLY ON MONTH END					
Date Next Statement	2022-02-01					
Int./Profit Paid Change						
Status	AUTOBANK LINKED ACCOUNT					

0000026



DR NKOSAZANA DLAMINI ZUMA LOCAL MUNICIPAL ABSA BANK

PO BOX 62  
CREIGHTON  
3263

PUBSECKZN  
FIXED DEPOSIT  
ACCOUNT NUMBER : 20-7979-5620  
CAPITAL AMOUNT : 30 630 565,71  
INTEREST RATE : 4,13

STATEMENT FOR PERIOD 01122021 - 01012022

DATE	TRANS DESCRIPTIONS	REFERENCE	TRAN AMOUNT	SUB ACC BAL
011221	BALANCE B/FORWARD	*	0	0,00

NO TRANSACTIONS FOR THE REQUESTED PERIOD

ACCRUED TRANSACTIONS AS AT	01/01/22		
ACCRUED INTEREST			211 418,03
ACCRUED BONUS INTEREST			0,00
AMOUNT CEDED			0,00

\*\*\*\*\* END OF ENQUIRY 01/01/22 A/C 20-7979-5620 \*\*\*\*\*





0000027

how can we help you?

BBST2804 264741  
 \*DR NKOSAZANA DLAMINI ZUMA LOCAL  
 MUNICIPALITY  
 P O BOX 62  
 CREIGHTON  
 3263  
 MTUNGWAP@NDZ.GOV.ZA

☒ P O Box 219  
 Underberg 3257  
 Street Address Underberg  
 Main Street  
 Universal Branch Code 250655  
 🌐 [fnb.co.za](http://fnb.co.za)  
 Lost Cards 087-575-9406  
 Account Enquiries 087-736-2247  
 Fraud 087-311-8607

Customer VAT Registration Number Not Provided  
 Bank VAT Registration Number 4210102051

Public Sector Cheque Account : 62026224999

Tax Invoice/Statement Number : 2804  
 Statement Period : 30 December 2021 to 31 December 2021  
 Statement Date : 31 December 2021

Statement Balances		Bank Charges		Interest Rate	
Opening Balance	3,100,658.84 Cr	Service Fees	0.00	Credit Rate**	1.75%
Closing Balance	3,213,358.98 Cr	Cash Deposit Fees	0.00	Debit Rate (Non-NCA)	10.25%
# Inclusive of VAT @ 15.00%	0.00	Cash Handling Fees	0.00		
Total VAT (ZAR)	0.00	Other Fees	0.00		

Transactions in RAND (ZAR)

Date	Description	Amount	Balance	Accrued Bank Charges
31 Dec	Scheduled Pymt From Ndzm 262065	320.00Cr	3,100,978.84Cr	
31 Dec	Scheduled Pymt From Ndzm30055711	325.85Cr	3,101,304.69Cr	
31 Dec	Scheduled Pymt From Ndzm 71165	240.00Cr	3,101,544.69Cr	
31 Dec	Scheduled Pymt From 34415	1,396.84Cr	3,102,941.53Cr	
31 Dec	Scheduled Pymt From 259925	1,500.00Cr	3,104,441.53Cr	
31 Dec	FNB OB Pmt 26285 Underberg Forg	8,284.91Cr	3,112,726.44Cr	
31 Dec	FNB OB Pmt 217475 Underberg For	472.67Cr	3,113,199.11Cr	
31 Dec	FNB OB Pmt 246655 Underberg For	3,613.05Cr	3,116,812.16Cr	
31 Dec	FNB OB Pmt 217535 Underberg For	7,422.10Cr	3,124,234.26Cr	
31 Dec	FNB OB Pmt 97525	1,650.00Cr	3,125,884.26Cr	
31 Dec	FNB OB Pmt Ndzm 128355	2,062.55Cr	3,127,946.81Cr	
31 Dec	FNB OB Pmt Ndzm 217615	2,013.69Cr	3,129,960.50Cr	
31 Dec	FNB OB Pmt Ndzm 128885	21,945.14Cr	3,151,905.64Cr	
31 Dec	FNB App Payment From 71595	400.00Cr	3,152,305.64Cr	
31 Dec	FNB App Payment From Ndzm30058642	1,492.55Cr	3,153,798.19Cr	
31 Dec	FNB App Payment From Ndzm30058635	265.50Cr	3,154,063.69Cr	
31 Dec	FNB OB Pmt Ndzm 49531	1,028.50Cr	3,155,092.19Cr	
31 Dec	FNB App Payment From 30059973	952.15Cr	3,156,044.34Cr	
31 Dec	FNB OB Pmt Ndzm 49524	947.05Cr	3,156,991.39Cr	
31 Dec	FNB OB Pmt Kwas 102725	1,000.00Cr	3,157,991.39Cr	
31 Dec	Cash Deposit Undberg			
31 Dec	Cash Deposit Undberg	Dltc 270.00Cr	3,158,261.39Cr	7.80
31 Dec	Cash Deposit Undberg	Dltc 390.00Cr	3,158,651.39Cr	10.40
31 Dec	Cash Deposit Undberg	Dltc 1,422.00Cr	3,160,073.39Cr	39.00
31 Dec	Cash Deposit Undberg	Dltc 891.00Cr	3,160,964.39Cr	23.40
31 Dec	FNB App Payment From 263895Bluestarlingtr	750.00Cr	3,161,714.39Cr	

Page 1 of 3

Delivery Method E1 R05  
 EN/DA/WV/DDA DB  
 887

Branch Number	Account Number	Date	DDA DB/2E/AV/XR/XR/PE/L7WB/N	FN
887	62026224999	2021/12/31	PUBLIC SECTOR CHEQUE ACCOUNT	

583174

XSTRZENO: 62026224999

Transactions in RAND (ZAR) : 62026224999

Date	Description	Amount	Balance	Accrued Bank Charges
31 Dec	FNB App Payment From Kwas 262035	1,766.05Cr	3,163,480.44Cr	
31 Dec	FNB OB Pmt 259815	1,300.00Cr	3,164,780.44Cr	
31 Dec	Payment Cr Sappl Forests	80,822.17Cr	3,245,602.61Cr	
31 Dec	FNB App Payment From 30057524	800.00Cr	3,246,402.61Cr	
31 Dec	FNB OB Pmt Kwas 217425 Gouveia	1,085.39Cr	3,247,488.00Cr	
31 Dec	Cash Deposit Ixopo	17,639.00Cr	3,265,127.00Cr	460.20
31 Dec	FNB OB Pmt Ndzlm 173085	500.00Cr	3,265,627.00Cr	
31 Dec	FNB OB Pmt Ndzlm 173095	500.00Cr	3,266,127.00Cr	
31 Dec	FNB OB Pmt Ndzlm 30061156	1,717.85Cr	3,267,844.85Cr	
31 Dec	FNB OB Pmt 254585/Hackland	473.05Cr	3,268,317.90Cr	
31 Dec	FNB OB Pmt 173375 Pienaar	3,865.33Cr	3,272,183.23Cr	
31 Dec	FNB OB Pmt 84015	1,055.33Cr	3,273,238.56Cr	
31 Dec	FNB OB Pmt 173575	1,845.46Cr	3,275,084.02Cr	
31 Dec	Magtape Credit Ndzlm 30057885	285.00Cr	3,275,369.02Cr	
31 Dec	Magtape Credit 131755 Polelana Inv	306.01Cr	3,275,675.03Cr	
31 Dec	Magtape Credit Stoneyglenac 110985 Stoney Gle	323.33Cr	3,275,998.36Cr	
31 Dec	Magtape Credit 131735 Polelana Inv	325.52Cr	3,276,323.88Cr	
31 Dec	Magtape Credit Netcash161Recharger Rebate	439.55Cr	3,276,763.43Cr	
31 Dec	Magtape Credit Ndzlm30062810	564.37Cr	3,277,327.80Cr	
31 Dec	Magtape Credit Ndzlm 246045	614.40Cr	3,277,942.20Cr	
31 Dec	Magtape Credit Stoneyglenac110975 Stoney Glen	688.11Cr	3,278,630.31Cr	
31 Dec	Magtape Credit 131745 Polelana Inv	796.61Cr	3,279,426.92Cr	
31 Dec	Magtape Credit Ndzlm 625	950.00Cr	3,280,376.92Cr	
31 Dec	Magtape Credit Ndzlm 217745	1,084.00Cr	3,281,460.92Cr	
31 Dec	Magtape Credit Ndzlm 262045	1,194.90Cr	3,282,655.82Cr	
31 Dec	Magtape Credit Ndzlm 259855	1,257.90Cr	3,283,913.72Cr	
31 Dec	Magtape Credit Acct - Kwas 246645	1,300.00Cr	3,285,213.72Cr	
31 Dec	Magtape Credit Ndzlm 128105	1,340.00Cr	3,286,553.72Cr	
31 Dec	Magtape Credit ABSA Bank Acc 30055357	1,446.31Cr	3,288,000.03Cr	
31 Dec	Magtape Credit Ndzlm 254165	1,514.07Cr	3,289,514.10Cr	
31 Dec	Magtape Credit 30055522	1,586.20Cr	3,291,100.30Cr	
31 Dec	Magtape Credit 30058367	1,600.00Cr	3,292,700.30Cr	
31 Dec	Magtape Credit Ndzlm173995	1,688.27Cr	3,294,388.57Cr	
31 Dec	Magtape Credit Ndzlm 233985	1,750.00Cr	3,296,138.57Cr	
31 Dec	Magtape Credit Ndzlm 262135	1,844.50Cr	3,297,983.07Cr	
31 Dec	Magtape Credit Ian Davies181135	1,872.00Cr	3,299,855.07Cr	
31 Dec	Magtape Credit Ndzlm 30058271	1,900.00Cr	3,301,755.07Cr	
31 Dec	Magtape Credit Ndzlm 259935	2,000.00Cr	3,303,755.07Cr	
31 Dec	Magtape Credit Kwas144405	2,400.00Cr	3,306,155.07Cr	
31 Dec	Magtape Credit Ndzlm 115335	5,007.30Cr	3,311,162.37Cr	
31 Dec	Magtape Credit 34155 Walking Prop	5,496.12Cr	3,316,658.49Cr	
31 Dec	B2B Collection F/Card Comspeedpoint00082151Fn	178.35	3,316,480.14Cr	
31 Dec	B2B Collection F/Card Comspeedpoint00082151Fn	224.15	3,316,255.99Cr	
31 Dec	B2B Collection F/Card Comspeedpoint00082151Fn	759.00	3,315,496.99Cr	
31 Dec	B2B Collection F/Card Comspeedpoint00082151Fn	1,138.50	3,314,358.49Cr	
31 Dec	Magtape Debit M-Choice M-Choice147378826	320.00	3,314,038.49Cr	12.00
31 Dec	Magtape Debit Vodacom 0375541980 C8002921	408.25	3,313,630.24Cr	12.00
31 Dec	Magtape Debit Vodacom 0375253828 G0001088	100,271.26	3,213,358.98Cr	12.00
<b>Closing Balance</b>			<b>3,213,358.98 Cr</b>	

**Turnover for Statement Period**

No. Credit Transactions 66	215,999.65 Cr
No. Debit Transactions 7	103,299.51 Dr

Please contact us within 30 days from your statement date, should you wish to query an entry on this statement (incl. card transactions done during this statement period, but not yet reflecting). Should we not hear from you, we will assume that you have received the statement and that it is correct.

For more information on your Pricing Option, please contact us or visit our website.

Branch Number	Account Number	Date	DDA DB/2E/AV/XR/RK/PE/L7/WB/N	FN
887	62026224999	2021/12/31	PUBLIC SECTOR CHEQUE ACCOUNT	



how can we help you?

BBST442 017265  
 DR NKOSAZANA DLAMINI ZUMA  
 MUNICIPALITY  
 P O BOX 62  
 CREIGHTON  
 3263  
 MTUNGWAP@NDZ.GOV.ZA

☒ P O Box 2  
 Ixopo 3276  
**Street Address** Ixopo  
 Lot 12 Stuartstown, Margaret Street, Ixopo  
**Universal Branch Code** 250655  
 🌐 [fnb.co.za](http://fnb.co.za)  
**Lost Cards** 087-575-9406  
**Account Enquiries** 087-736-2247  
**Fraud** 087-311-8607

Customer VAT Registration Number Not Provided  
 Bank VAT Registration Number 4210102051

Public Sector Cheque Account : 52551036969

Tax Invoice/Statement Number : 442  
 Statement Period : 1 December 2021 to 3 January 2022  
 Statement Date : 3 January 2022

Statement Balances		Bank Charges		Interest Rate	
Opening Balance	1,037,987.64 Cr	Service Fees	78.00 Dr	Credit Rate**	1.75%
Closing Balance	1,074,059.93 Cr	Cash Deposit Fees	0.00	Debit Rate (Non-NCA)	10.25%
# Inclusive of VAT @ 15.00%	126.26 Dr	Cash Handling Fees	0.00		
Total VAT (ZAR)	126.26 Dr	Other Fees	890.00 Dr		

## Transactions in RAND (ZAR)

Date	Description	Amount	Balance	Accrued Bank Charges
06 Dec	Magtape Credit Basa23 112S1001001648			
06 Dec	Magtape Credit Capitec X Gushu	12,776.46 Cr	1,050,764.10 Cr	
29 Dec	#Trade Charge - VAT #Chrg Ref Ogl0659Za0036970	22,677.00 Cr	1,073,441.10 Cr	
31 Dec	Int On Credit Balance	890.00	1,072,551.10 Cr	
31 Dec	#Monthly Account Fee	1,586.83 Cr	1,074,137.93 Cr	
	<b>Closing Balance</b>	78.00	1,074,059.93 Cr	

1,074,059.93 Cr

## Turnover for Statement Period

No. Credit Transactions 3	
No. Debit Transactions 2	37,040.29 Cr
	968.00 Dr

Please contact us within 30 days from your statement date, should you wish to query an entry on this statement (Incl. card transactions done during this statement period, but not yet reflecting). Should we not hear from you, we will assume that you have received the statement and that it is correct.

For more information on your Pricing Option, please contact us or visit our website.

\*\*For the latest Credit Rates on product, please go to [fnb.co.za](http://fnb.co.za)

First National Bank - a division of FirstRand Bank Limited, Registration Number 1929/001225/06. An Authorised Financial Services and Credit Provider (NCRCP20). On 19 November 2021, the Prime Lending Rate changed to 7.25%. This may impact the rate on any of your credit facilities.

Branch Number	Account Number	Date	DDA DB/2E/BV/XR/RK/PE/L7/WB/N	FN
255	52551036969	2022/01/03	PUBLIC SECTOR CHEQUE ACCOUNT	



## Quality Certificate

I, NC Vezi Municipal Manager of the Dr Nkosazana Dlamini Zuma Municipality, hereby certify that the monthly preliminary report on the implementation of the budget and financial state affairs of the municipality for the month of December 2021 and Second Quarter of 2021/22 financial year has been prepared in accordance with the Municipal Finance Management Act and regulations made under that Act.

Print Name: N C Vezi

Municipal Manager of Dr Nkosazana Dlamini Zuma Municipality, KZN436

Signature: \_\_\_\_\_

Date: \_\_\_\_\_

10-01-2022

## **REPORT ON UNIFORM FINANCIAL RATIOS AND NORMS FOR 2020/21 FINANCIAL YEAR**

(File Ref): Financial Services Department, AUTHOR: CFO

1<sup>st</sup> Level: MANCO

2<sup>nd</sup> Level: Finance Portfolio Committee

3<sup>rd</sup> Level: EXCO

4<sup>th</sup> Level: COUNCIL

### **1. PURPOSE**

To present 2020/21 Uniform Financial Ratios and Norms for consideration and adoption by the Council.

### **2. LEGAL REQUIREMENTS**

- Municipal Finance Management Act, No. 56 of 2003
- Municipal Systems Act, No. 32 of 2000
- The Constitution of the Republic of South Africa
- MFMA Circular No. 71

### **3. BACKGROUND AND REASONS**

#### ***Uniform Financial Ratios and Norms***

Section 2 of the Municipal Finance Management Act (MFMA) - The object of this Act is to secure sound and sustainable management of the fiscal and financial affairs of municipalities and municipal entities by establishing norms and standards and other requirements for-

- (a) ensuring transparency, accountability and appropriate lines of responsibility in the fiscal and financial affairs of municipalities and municipal entities;
- (b) the management of their revenues, expenditures, assets and liabilities and the handling of their financial dealings;
- (c) budgetary and financial planning processes and the co-ordination of those processes with the processes of organs of state in other spheres of government;
- (d) borrowing;

- (e) the handling of financial problems in municipalities;
- (f) supply chain management; and (g) other financial matters.

Section 216 (c) of the Constitution states that National legislation must establish a national treasury and prescribe measures to ensure both transparency and expenditure control in each sphere of government, by introducing-

(c) uniform treasury norms and standards.

#### **4. Annexure**

- a. Annexure A - Uniform Financial Ratios and Norms for 2020/2021 Financial Year.

#### **5. RECOMMENDATION**

It is therefore recommended that the Council:

- Note and adopt Uniform Financial Ratios and Norms for 2020/2021 Financial Year

**ANNEXURE A****UNIFORM FINANCIAL RATIOS AND NORMS FOR 2020/21 FINANCIAL YEAR****1. ASSET MANAGEMENT UTILISATION**

RATIO		FORMULA	NORM/RANGE	INPUT DESCRIPTION	DATA INPUTS AND RESULTS
1	Capital Expenditure to Total Expenditure	Total Capital Expenditure / Total Expenditure (Total Operating expenditure + Capital expenditure) × 100	10% - 20%		<b>31%</b>
				Total Operating Expenditure	166 042 900
				Taxation Expense	---
				Total Capital Expenditure	75 888 414
2	Impairment of Property, Plant and Equipment, Investment Property and Intangible assets (Carrying Value)	Property, Plant and Equipment + Investment Property + Intangible Assets Impairment/(Total Property, Plant and Equipment + Investment Property + Intangible Assets) × 100	0%		<b>0%</b>
				PPE, Investment Property and Intangible Impairment	439 000
				PPE at carrying value	451 228 886
				Investment at carrying value	20 411 000
				Intangible Assets at carrying value	313 888
3	Repairs and Maintenance as a % of Property, Plant and Equipment and Investment Property (Carrying Value)	Total Repairs and Maintenance Expenditure/ Property, Plant and Equipment and Investment Property (Carrying value) × 100	8%		<b>1%</b>
				Total Repairs and Maintenance Expenditure	5 819 664
				PPE at carrying value	451 228 886
				Investment Property at Carrying value	20 411 000

1. On Capital Expenditure to Total Expenditure - The municipality is above the norm.
2. Impairment of Property, Plant and Equipment, Investment Property and Intangible assets (Carrying Value) - The municipality is within norm.
3. Repairs and Maintenance as a % of Property, Plant and Equipment and Investment Property (Carrying Value) - The municipality is below the norm of 8% due to limited financial resources.

**2. DEBTORS MANAGEMENT RATIOS**

RATIO		FORMULA	NORM/RANGE	INPUT DESCRIPTION	DATA INPUTS AND RESULTS
1	Collection Rate	((Gross Debtors Closing Balance + Billed Revenue - Gross Debtors Opening Balance - Bad Debts Written Off)/Billed Revenue) × 100	95%		<b>78%</b>
				Gross Debtors closing balance	80 278 542
				Gross Debtors opening balance	70 380 338
				Bad debts written Off	-
				Billed Revenue	45 478 593
2	Bad Debts Written-off as % of Provision for Bad Debt	Bad Debts Written-off/Provision for Bad debts x 100	100%		<b>0%</b>
				Consumer Debtors Bad debts written off	-
				Consumer Debtors Current bad debt Provision	1 751 081
3	Net Debtors Days	((Gross Debtors - Bad debt Provision)/ Actual Billed Revenue) × 365	30 days		<b>343 days</b>
				Gross debtors	80 278 542
				Bad debts Provision	37 526 863
				Billed Revenue	45 478 593

- The municipality obtained 78% which is below the norm of 95%.

### 3. LIQUIDITY MANAGEMENT RATIOS

RATIO		FORMULA	NORM/RANGE	INPUT DESCRIPTION	DATA INPUTS AND RESULTS
1	Cash / Cost Coverage Ratio (Excl. Unspent Conditional Grants)	((Cash and Cash Equivalents - Unspent Conditional Grants - Overdraft) + Short Term Investment) / Monthly Fixed Operational Expenditure excluding (Depreciation, Amortisation, Provision for Bad Debts, Impairment and Loss on Disposal of Assets)	1 - 3 Months		14 Months
				Cash and cash equivalents	3 692 231
				Unspent Conditional Grants	6 413 040
				Overdraft	-
				Short Term Investments	155 483 460
				Total Annual Operational Expenditure	131 297 286
2	Current Ratio	Current Assets / Current Liabilities	1.5 - 2:1		3.91
				Current Assets	205 059 861
				Current Liabilities	52 502 220

- The above results indicate that NDZ will be able to pay its debts in the next 12 months.
- The above indicates that the current assets are 4 times as much as the current liabilities.
- It indicates that short term assets are greater than short term liabilities.

### 1. LIABILITY MANAGEMENT RATIOS

RATIO		FORMULA	NORM/RANGE	INPUT DESCRIPTION	DATA INPUTS AND RESULTS
1	Capital Cost (Interest Paid and Redemption) as a % of Total Operating Expenditure	Capital Cost (Interest Paid and Redemption) / Total Operating Expenditure x 100	6% - 8%		0%
				Interest Paid	148 806
				Redemption	424 886
				Total Operating Expenditure	166 042 900
				Taxation Expense	
2	Debt (Total Borrowings) / Revenue	(Overdraft + Current Finance Lease Obligation + Non current Finance Lease Obligation + Short Term Borrowings + Long term borrowing) / (Total Operating Revenue - Operational Conditional Grants) x 100	45%		0%
				Total Debt	170 712
				Total Operating Revenue	222 381 114
				Operational Conditional Grants	8 773 360

- The municipality is sitting in a good position.
- The municipality does not have major loans.

## 2. SUSTANABILITY RATIO

RATIO	FORMULA	NORM/RANGE	INPUT DESCRIPTION	DATA INPUTS AND RESULTS
1 Level of Cash Backed Reserves (Net Assets - Accumulated Surplus)	(Cash and Cash Equivalents - Bank overdraft + Short Term Investment + Long Term Investment - Unspent grants) / (Net Assets - Accumulated Surplus - Non Controlling Interest Share Premium - Share Capital - Fair Value Adjustment - Revaluation Reserve) x 100	100%		2781%
			Cash and cash Equivalents	3 692 231
			Bank Overdraft	
			Short Term Investment	155 483 460
			Long Term Investment	
			Unspent Grants	6 413 040
			Net Assets	607 400 143
			Share Premium	
			Share Capital	
			Revaluation Reserve	
			Fair Value Adjustment Reserve	
Accumulated Surplus	601 906 969			

- The municipality's investments reflect good value for money

## 3. EFFECIENCY

RATIO	FORMULA	DATA SOURCE	NORM/RANGE	INPUT DESCRIPTION	DATA INPUTS AND RESULTS
1 Net Operating Surplus Margin	(Total Operating Revenue - Total Operating Expenditure)/Total Operating Revenue	Statement of Financial Performance, Budget, In-Year reports, AR, Statement of Comparison of Budget and Actual Amounts and Statement of Changes in Net Asset	= or > 0%		25%
				Total Operating Revenue	222 381 114
				Depreciation - Revalued Portion <i>(Only populate if depreciation line item in the Statement of Financial Performance is based on the revalued asset value)</i>	
				Total Operating Expenditure	166 042 900
				Taxation Expense	
2 Net Surplus /Deficit Electricity	Total Electricity Revenue less Total Electricity Expenditure/Total Electricity Revenue x 100	Statement of Financial Performance, Notes to AFS, Budget, IDP, In-Year reports and AR	0% - 15%		#DIV/0!
3 Net Surplus /Deficit Water	Total Water Revenue less Total Water Expenditure/Total Water Revenue x 100	Statement of Financial Performance, Budget, IDP, In-Year reports and AR	= or > 0%		#DIV/0!
4 Net Surplus /Deficit Refuse	Total Refuse Revenue less Total Refuse Expenditure/Total Refuse Revenue x 100	Statement of Financial Performance, Budget, IDP, In-Year reports and AR	= or > 0%		-57%
				Total Refuse Revenue	3 878 196
				Total Refuse Expenditure	6 105 261

- Total Operating Revenue is greater than the operating expenditure

#### 4. REVENUE MANAGEMENT

RATIO	FORMULA	DATASOURCE	NORMRANGE	INPUT DESCRIPTION	DATA INPUTS AND RESULTS
1	Growth in Number of Active Consumer Accounts  (Period under review's number of Active Debtor Accounts - previous period's number of Active Debtor Accounts)/ previous number of Active Debtor Accounts x 100	Debtors System	None		-100%
				Number of Active Debtors Accounts (Previous)	4 816
				Number of Active Debtors Accounts (Current)	
2	Revenue Growth (%)  (Period under review's Total Revenue - previous period's Total Revenue)/ previous period's Total Revenue ) x 100	Statement of Financial Performance, Budget, IDP, In-Year reports and AR	= CPI		11%
				CPI	
				Total Revenue (Previous)	225 631 623
	Total Revenue (Current)	251 448 164			
3	Revenue Growth (%) - Excluding capital grants  (Period under review's Total Revenue Excluding capital grants- previous period's Total Revenue excluding capital grants)/ previous period's Total Revenue excluding capital grants ) x 100	Statement of Financial Performance, Notes to AFS , Budget, IDP, In-Year reports and AR	= CPI		14%
				CPI	
				Total Revenue Ext.Capital (Previous)	194 391 673
	Total Revenue Ext.Capital (Current)	222 381 114			

- Only 0% growth in numbers of active accounts. This means no new(few) properties were added on the billing system in 2021. This means slows revenue growth.

#### 5. EXPENDITURE MANAGEMENT

RATIO	FORMULA	NORMRANGE	INPUT DESCRIPTION	DATA INPUTS AND RESULTS
1	Creditors Payment Period (Trade Creditors)  Trade Creditors Outstanding / Credit Purchases (Operating and Capital) x 365	30 days		112 days
			Trade Creditors	37 846 356
			Contracted Services	
			Repairs and Maintenance	5 819 664
			General expenses	41 779 317
			Bulk Purchases	
	Capital Credit Purchases (Capital Credit Purchases refers to additions of Investment Property and Property, Plant and Equipment)	75 888 414		
2	Irregular, Fruitless and Wasteful and Unauthorised Expenditure / Total Operating Expenditure  (Irregular, Fruitless and Wasteful and Unauthorised Expenditure) / Total Operating Expenditure x100	0%		7%
			Irregular, Fruitless and Wasteful and Unauthorised Expenditure	11 032 923
			Total Operating Expenditure	166 042 900
	Taxation Expense			
3	Remuneration as % of Total Operating Expenditure  Remuneration (Employee Related Costs and Councillors' Remuneration) /Total Operating Expenditure x100	25% - 40%		50%
			Employee/personnel related cost	70 724 458
			Councillors Remuneration	11 597 581
			Total Operating Expenditure	166 042 900
	Taxation Expense			

- The Creditors Payment Period (Trade Creditors) is within the norm of 30 days. The NDZ pay its creditors twice a month (15<sup>th</sup> and 30<sup>th</sup> or 31<sup>st</sup>) of each and every month.
- Irregular, Fruitless and Wasteful and Unauthorised Expenditure / Total Operating Expenditure - The NDZ is above the norm of 0%. The UIFW is the balance of 2020 Financial year. It is the balance of the UIFW that has already been investigated by MPAC.
- Remuneration as % of Total Operating Expenditure

## 6. GRANT DEPENDENCY

RATIO		FORMULA	NORM/RANGE	INPUT DESCRIPTION	DATA INPUTS AND RESULTS
1	Own funded Capital Expenditure (Internally generated funds + Borrowings) to Total Capital Expenditure	Own funded Capital Expenditure (Internally generated funds + Borrowings) / Total Capital Expenditure x 100	None		62%
				Internally generated funds	46 821 364
				Borrowings	
				Total Capital Expenditure	75 888 414
2	Own funded Capital Expenditure (Internally Generated Funds) to Total Capital Expenditure	Own funded Capital Expenditure (Internally Generated Funds) / Total Capital Expenditure x 100	None		62%
				Internally generated funds	46 821 364
				Total Capital Expenditure	75 888 414
3	Own Source Revenue to Total Operating Revenue(Including Agency Revenue)	Own Source Revenue (Total revenue - Government grants and Subsidies - Public Contributions and Donations)/ Total Operating Revenue (including agency services) x 100	None		24%
				Total Revenue	251 448 164
				Government grant and subsidies	197 597 410
				Public contributions and Donations	-
				Capital Grants	29 067 050

- The municipality is 78% relying on grants. This means 78% of municipal costs are funded by government grants. This means we have very limited resources to service our communities.

## 7. BUDGET MANAGEMENT

RATIO		FORMULA	NORM/RANGE	INPUT DESCRIPTION	DATA INPUTS AND RESULTS
1	Capital Expenditure Budget Implementation Indicator	Actual capital Expenditure / Budget Capital Expenditure x 100	95% - 100%		63%
				Actual Capital Expenditure	75 833 255
				Budget Capital Expenditure	119 607 887
2	Operating Expenditure Budget Implementation Indicator	Actual Operating Expenditure / Budgeted Operating Expenditure x 100	95% - 100%		84%
				Actual Operating Expenditure	169 774 133
				Budget Operating Expenditure	203 276 037
3	Operating Revenue Budget Implementation Indicator	Actual Operating Revenue / Budget Operating Revenue x 100	95% - 100%		109%
				Actual Operating Revenue	251 525 055
				Budget Operating Revenue	230 971 155
4	Service Charges and Property Rates Revenue Budget Implementation Indicator	Actual Service Charges and Property Rates Revenue / Budget Service Charges and Property Rates Revenue x 100	95% - 100%		100%
				Actual Service Charges and Property Rates Revenue	38 196 526
				Budget Service Charges and Property Rates Revenue	38 033 733

## **REPORT ON COST CONTAINMENT MEASURES FOR 2021/22 FINANCIAL YEAR – SECOND QUARTER**

(File Ref): Financial Services Department, AUTHOR: CFO

1<sup>st</sup> Level: MANCO

2<sup>nd</sup> Level: Finance Portfolio Committee

3<sup>rd</sup> Level: EXCO

4<sup>th</sup> Level: COUNCIL

### **1. PURPOSE**

To present 2021/22 Annexure D of Circular 97 for Cost Containment Measures for the Second Quarter for consideration and adoption by the Council.

### **2. LEGAL REQUIREMENTS**

- Municipal Finance Management Act, No. 56 of 2003
- Municipal Systems Act, No. 32 of 2000
- The Constitution of the Republic of South Africa
- MFMA Circular No. 82 and 97

### **3. BACKGROUND AND REASONS**

#### ***Cost Containment Measures Circular 82 and 97***

Section 62(1)(a) of the Municipal Finance Management Act No. 56 of 2003 (MFMA) stipulates that the accounting officer of a municipality is responsible for managing the financial administration of a municipality and must for this purpose take all reasonable steps to ensure that the resources of the municipality are used effectively, efficiently and economically.

#### ***Annexure A – Cost Containment Measures***

Circular No.82 - Cabinet resolved, on 23 October 2013 that cost containment measures must be implemented to eliminate wasteful expenditure, reprioritize spending and ensure savings on the following focus areas among others; engagement of consultants, travel and subsistence costs, issuing of credit cards,

Annexure D: Total Cost Savings Disclosure in the In-Year and Annual Report Cost

Cost Containment In-Year Report Measures						
Measures	Budget	Q1	Q2	Q3	Q4	Savings
	R'000	R'000	R'000	R'000	R'000	R'000
Use of consultants	4 743 980,00	410 025,57	808 089,27			3 525 865,16
Vehicles used for political office -bearers	248 900,00	104 427,16	151 036,87			6 564,03
Travel and subsistence	579 812,50	127 164,61	189 718,73			262 929,16
Domestic accommodation	1 168 226,00	47 764,86	716 091,05			404 370,09
Sponsorships, events and catering	207 136,00	16 496,30	184 971,27			5 668,43
Communication	1 468 099,00	516 565,22	411 424,01			540 109,77
Other related expenditure items	1 357 737,00	392 060,50	280 669,77			685 006,73
<b>Total</b>	<b>9 773 890,50</b>	<b>1 614 504,22</b>	<b>2 742 000,97</b>	<b>-</b>	<b>-</b>	<b>5 417 385,31</b>

Cost Containment Annual Report			
Cost Containment Measures	Budget	Total Expenditure	Savings
	R'000	R'000	R'000
Use of consultants	9 487 960,00	1 218 114,84	8 269 845,16
Vehicles used for political office -bearers	497 800,00	255 464,03	242 335,97
Travel and subsistence	1 159 625,00	316 883,34	842 741,66
Domestic accommodation	2 336 452,00	763 855,91	1 572 596,09
Sponsorships, events and catering	414 272,00	201 467,57	212 804,43
Communication	2 936 198,00	927 989,23	2 008 208,77
Other expenditure items	2 715 474,00	672 730,27	2 042 743,73
<b>Total</b>	<b>19 547 781,00</b>	<b>4 356 505,19</b>	<b>15 191 275,81</b>

0000040





**Disclosures Concerning Councillors, Directors and Senior Officials 2021 2022**

Description	Dec-21											
	Mayor 619	Deputy Mayor 3930	Speaker 636	Whip 641	Section 79 committee Chairperson 651,621	Executive councillors 3937,628,622	Councillors	Municipal Manager 169	Chief Financial Officer 99	Community Manager 5058	Manager Corporate Services 166	IPD Manager 5023
Salaries and Wages R'000	R 353,896.63	R 261,226.63	R 281,835.43	R 19,741.30	R 238,978.62	R 522,010.23	R 2,527,763.85	R 379,651.60	R 391,295.30	R 344,071.25	R 391,633.74	R 308,874.90
ACTING ALLOWANCE	R 0.00	R 0.00	R 0.00	R 0.00	R 0.00	R 0.00	R 0.00	R 0.00	R 0.00	R 0.00	R 0.00	R 0.00
Over-time	R 0.00	R 0.00	R 0.00	R 0.00	R 0.00	R 0.00	R 0.00	R 0.00	R 0.00	R 0.00	R 0.00	R 0.00
BONUSES	R 0.00	R 0.00	R 0.00	R 0.00	R 0.00	R 0.00	R 0.00	R 0.00	R 0.00	R 0.00	R 0.00	R 0.00
BACK PAY	R 0.00	R 0.00	R 0.00	R 0.00	R 0.00	R 0.00	R 0.00	R 0.00	R 0.00	R 0.00	R 0.00	R 0.00
LONG SERVICE BONUS	R 0.00	R 0.00	R 0.00	R 0.00	R 0.00	R 0.00	R 0.00	R 0.00	R 0.00	R 0.00	R 0.00	R 0.00
LEAVE PAID OUT	R 0.00	R 0.00	R 0.00	R 0.00	R 0.00	R 0.00	R 0.00	R 0.00	R 0.00	R 0.00	R 0.00	R 0.00
PERFORMANCE BONUS	R 0.00	R 0.00	R 0.00	R 0.00	R 0.00	R 0.00	R 0.00	R 0.00	R 0.00	R 0.00	R 0.00	R 0.00
Contributions R'000	R 46,785.80	R 37,428.65	R 37,428.65	R 2,961.19	R 32,523.70	R 57,268.47	R 271,688.07	R 54,669.80	R 0.00	R 0.00	R 0.00	R 0.00
Pensions	R 0.00	R 0.00	R 0.00	R 0.00	R 0.00	R 0.00	R 0.00	R 0.00	R 0.00	R 0.00	R 0.00	R 0.00
Medical Aid	R 0.00	R 0.00	R 0.00	R 0.00	R 0.00	R 0.00	R 0.00	R 0.00	R 9,711.00	R 19,355.00	R 0.00	R 0.00
SALGBC	R 0.00	R 0.00	R 0.00	R 0.00	R 0.00	R 0.00	R 0.00	R 50.30	R 50.30	R 50.30	R 50.30	R 50.30
UIF	R 0.00	R 0.00	R 0.00	R 0.00	R 0.00	R 0.00	R 0.00	R 885.60	R 885.60	R 885.60	R 885.60	R 885.60
SKILLS LEVY	R 0.00	R 0.00	R 0.00	R 0.00	R 0.00	R 0.00	R 0.00	R 5,181.50	R 4,487.33	R 3,745.45	R 4,336.30	R 3,538.37
Allowances R'000	R 0.00	R 0.00	R 0.00	R 0.00	R 0.00	R 0.00	R 0.00	R 0.00	R 0.00	R 0.00	R 0.00	R 0.00
Travel and Motor Car	R 0.00	R 0.00	R 0.00	R 0.00	R 0.00	R 0.00	R 0.00	R 0.00	R 0.00	R 0.00	R 0.00	R 0.00
DATA CARD	R 1,500.00	R 1,500.00	R 1,500.00	R 300.00	R 29,134.80	R 89,495.50	R 283,781.00	R 75,000.00	R 10,000.00	R 0.00	R 57,500.00	R 54,507.35
CELLPHONE	R 17,000.00	R 17,000.00	R 17,000.00	R 3,400.00	R 34,000.00	R 51,000.00	R 367,200.00	R 0.00	R 0.00	R 0.00	R 0.00	R 0.00
Housing Benefits and Allowances R'000	R 0.00	R 0.00	R 0.00	R 0.00	R 0.00	R 0.00	R 0.00	R 0.00	R 33,127.50	R 0.00	R 0.00	R 0.00
Loans and Advances R'000												
Other Benefits and Allowances R'000												
Arrears Owed to Municipality	R 419,182.43	R 317,155.28	R 337,764.18		R 337,637.12	R 724,274.20	R 3,482,833.92	R 525,602.80	R 449,557.03	R 368,063.60	R 449,405.94	R 367,856.52
TOTAL	R 419,182.43	R 317,155.28	R 337,764.18		R 337,637.12	R 724,274.20	R 3,482,833.92	R 525,602.80	R 449,557.03	R 368,063.60	R 449,405.94	R 367,856.52


PREPARED BY \_\_\_\_\_


REVIEWED BY \_\_\_\_\_

Grand Total R 7,779,333.02

**Disclosures Concerning Councillors, Directors and Senior Officials 2021 2022**

Description	Dec-21											
	M Mayor 619	Deputy Mayor 3950	Speaker 636	Whip 641	Section 79 Executive committee Chairperson 631,621	Executive councillors 3937,628,622	Councillors	Municipal Manager 169	Chief Financial Officer 99	Community Manager 5058	Manager Corporate Services 166	IPD Manager 5023
Salaries and Wages R'000	R 78,925.26	R 61,606.95	R 61,606.95	R 19,741.30	R 39,482.60	R 54,288.57	R 447,384.16	R 75,930.32	R 78,259.06	R 68,805.45	R 78,226.76	R 61,774.98
ACTING ALLOWANCE												
Normal												
Overtime												
BONUSES												
BACK PAY												
LONG SERVICE BONUS												
LEAVE PAID OUT												
PERFORMANCE BONUS												
Contributions R'000												
Pensions	R 9,357.16	R 7,485.73	R 7,485.73	R 2,951.19	R 5,922.38	R 8,143.27	R 54,782.01	R 13,567.45	R 1,942.20	R 3,871.00		
Medical Aid								R 2,032.80	R 10.30	R 10.30		
SALGBC								R 10.30	R 10.30	R 10.30		R 10.30
UIF								R 177.12	R 177.12	R 177.12		R 177.12
SKILLS LEVY								R 1,036.30	R 884.26	R 726.76		R 704.96
Allowances R'000												
Travel and Motor Car												
DATA CARD	R 300.00	R 300.00	R 300.00	R 300.00	R 600.00	R 900.00	R 15,000.00	R 15,000.00	R 2,000.00			
CELLPHONE	R 3,400.00	R 3,400.00	R 3,400.00	R 3,400.00	R 6,800.00	R 10,200.00	R 6,000.00	R 6,000.00				
Housing Benefits and Allowances R'000												
Loans and Advances R'000												
Other Benefits and Allowances R'000												
Arrears Owed to Municipality	R 91,980.42	R 72,792.68	R 72,792.68	R 26,402.49	R 52,804.98	R 79,207.46	R 593,193.03	R 107,854.29	R 89,898.44	R 73,590.63	R 89,881.44	R 73,568.83
TOTAL	R 91,980.42	R 72,792.68	R 72,792.68	R 26,402.49	R 52,804.98	R 79,207.46	R 593,193.03	R 107,854.29	R 89,898.44	R 73,590.63	R 89,881.44	R 73,568.83
												Grand Total
												R 1,423,967.37

PREPARED BY: 

REVIEWED BY: 

**Monthly Salaries Report**

**1, Purpose**

To inform the Executive Council of the salaries and wages expenditure for the month of December 2021 terms of Section 66 of the Municipal Finance Man:

**2, OVERVIEW OF DECEMBER 2021 SALARIES AND WAGES**

2.1 Salaries and Wages for the month of December 2021

DESCRIPTION	ORIGINAL BUDGET	MONTHLY BUDGET	MONTH ACTUAL	YTD ACTUAL	MONTHLY % SPENT
SALARIES	60570384.00	5047532.00	5152862.02	27409786.51	102%
EPWP	2323000.00	193583.33	309938.58	1886225.34	160%
SITTING ALLOWANCE	34627.00		3182.40	3182.40	
SKILLS DEVELOPMENT	657068.00		98554.49	372664.96	
LONG SERVICE AWARD	441000.00	36750.00	21638.20	247464.88	59%
TRAVEL ALLOWANCES	490625.00	40885.42	38401.47	230408.82	94%
LEAVE PAY	2424283.00	202023.58	73803.74	222203.52	37%
OVERTIME	2715474.00	226289.50	60874.78	672730.27	27%
PENSION FUND CONTRIBUTION	8251765.00	687647.08	625507.86	3709681.26	91%
BONUS	4396771.00	366397.58	3816688.58	3877319.30	1042%
HOUSING SUBSIDY	482093.00	40174.42	17081.51	102489.06	43%
COUNCILLOR'S SALARY ALLOWANCE	8255792.00	687982.67	763033.79	4205452.79	111%
COUNCILLOR'S TRAVEL ALLOWANCE	1165657.00	97138.08	22702.48	402411.30	23%
COUNCILLOR'S CELL PHONE ALLOWANCE	1368075.00	114006.25	107300.00	551300.00	94%
CONCILLOR'S PENSION	1165657.00	97138.08	96137.47	486085.53	99%
UIF	398117.00	33176.42	43826.84	234208.14	132%
MEDICAL AID CONTRIBUTION	3337681.00	278140.08	263347.84	1559219.88	95%
BARGAIN COUNCIL LEVIES	30536.00	2544.67	2245.40	13218.30	88%
<b>TOTAL</b>	<b>98508605.00</b>	<b>8151409.17</b>	<b>11517127.45</b>	<b>46186052.26</b>	<b>141%</b>

The above excludes Subsistence and travel

Prepared By:  Date: .....

Reviewed By:  Date: .....

**PETTY CASH RECONCILIATION**

CASH BOOK  
OPENING BALANCE

Dec-21  
2903.1

**TOTAL RECEIPTS**

**RANDS**

**AMOUNT**

**VOUCHERS**  
**VOUCHERS**

RANDS	NO	AMOUNT	VOUCHERS
100	1	100.00	
50	1	50.00	
20	1	20.00	
10	1	10.00	
1	1	1.00	
0.5	1	0.50	
0.05	1	0.05	
0.01	3	0.03	
0	0	0.00	
0	0	0.00	
0	0	0.00	
0	0	0.00	
0	0	0.00	
0	0	0.00	
0	0	0.00	
		<u>181.58</u>	

TOTAL PETTY CASH FOR THE MONTH  
TOTAL PAYMENTS

2903.1  
2721.52

CLOSING BALANCE (cash & oustanding vouchers)

181.58


PREPARED BY :

DATE:



APPROVED BY:

DATE:



**EXPENDITURE MANAGEMENT REPORT FOR December 2021**

<b>AUTHOR</b>	:	Chief Finance Officer
<b>Levels</b>	:	1 <sup>st</sup> Level –MANCO
	:	2 <sup>ND</sup> Level- Committee
	:	3 <sup>RD</sup> Level-Exco
	:	4 <sup>th</sup> Level-Council

**2. PURPOSE**

To report to the committee on the payments made during the December 2021

**3. LEGAL REQUIREMENTS**

- MFMA Act NO .56 of 2003

**4. BACKGROUND AND REASONING**

The accounting officer of a municipality is responsible for the management of the expenditure of the municipality. The accounting officer must take all reasonable steps to ensure that the municipality has and maintains an effective system of expenditure control, including procedures for approval, authorisation, withdrawal and payments of funds

The accounting officer must also make sure that the municipality has and maintains a system of internal control in respect of creditors and payments, that payments by the municipality are made directly to the person to whom it is due unless agreed otherwise for reasons as may be prescribed, and that all money owing by the municipality be paid within 30 days of receiving the relevant invoice or statement, unless prescribed otherwise for certain categories of expenditure.

**5. FINANCIAL IMPLICATIONS**

No financial implications

**6. STAFF IMPLICATIONS**

No staff implications

**7. Annexures**

- Payment listing DR Nkosazana Dlamini Zuma Municipality
- Top ten creditors
- FBE

**8. RECOMMENDATIONS**

That this report noted by the committee

DR NKOSAZANA DLAMINI ZUMA LOCAL MUNICIPALITY						
LIST OF PAYMENTS MADE IN THE MONTH OF DECEMBER 2021						
PAYMENT NUMBER	SUPPLIER NAME	DESCRIPTION	AMOUNT	DATE OF INVOICE	PAYMENT DATE	COMPLIANCE COMMENTS
601	Eskom Lot 178 Himmeville Travel Agency	Eskom Statement for December 2021	29 962,92	2021/12/02	2021/12/02	YES
602	Eskom Underberg taxi rank	Eskom Statement for December 2021	18 182,56	2021/12/02	2021/12/02	YES
603	SBS Electrical (pty) ltd	Service and Repairs of Municipal Generator	20 988,82	2021/12/02	2021/12/15	YES
604	Nobuhle Radebe	Travel claim for Miss Nobuhle Radebe	1 780,00	2021/12/08	2021/12/15	YES
605	Eye-geza Trading and Project	Procurement of materials to Intwenhle beadwork	28 000,00	2021/12/02	2021/12/15	YES
608	Chief Registrar of Deeds	Title deeds search to confirm and verify EFR	2 181,00	2021/12/06	2021/12/15	YES
609	Evaluation Enhance Property	Supplementary roll statement Nov 2021	23 572,01	2021/12/06	2021/12/15	YES
610	WRV Project and services (PTY) LTD	Supply and Delivery Rifle gun safes	27 000,00	2021/12/02	2021/12/15	YES
611	Zanone Trading and Projects (PTY) LTD	Signage for Kilmon Horse Racing Project	19 575,00	2021/12/02	2021/12/15	YES
612	Vathisa Lqour 7 Trading	Supply & delivery of Material for Sport Raising	6 220,00	2021/12/02	2021/12/15	YES
614	Swelini Immaculate Maddondo	Enagage Casual worker Kilmon Horse Racing	3 520,00	2021/12/06	2021/12/15	YES
615	Nikozo Linda	Enagage Casual worker Kilmon Horse Racing	3 520,00	2021/12/06	2021/12/15	YES
616	Aphiwe Linda	Enagage Casual worker Kilmon Horse Racing	3 520,00	2021/12/06	2021/12/15	YES
617	Samkelsiwe Siphetele Mtolo	Enagage Casual worker Kilmon Horse Racing	3 520,00	2021/12/06	2021/12/15	YES
618	Thembani Aphinah Mtolo	Enagage Casual worker Kilmon Horse Racing	3 520,00	2021/12/06	2021/12/15	YES
619	Bonakele Bengu	Enagage Casual worker Kilmon Horse Racing	3 520,00	2021/12/06	2021/12/15	YES
620	Ntombikhona Ndlangisa	Enagage Casual worker Kilmon Horse Racing	3 520,00	2021/12/06	2021/12/15	YES
621	The Don Ira Family Trust	Rent Statement for November 2021	4 637,02	2021/12/02	2021/12/15	YES
622	Bontsiwe Dlamini	Enagage Casual worker Kilmon Horse Racing	3 520,00	2021/12/06	2021/12/15	YES
623	Nonhlanhla Dlamini	Enagage Casual worker Kilmon Horse Racing	3 520,00	2021/12/01	2021/12/15	YES
624	Sandile Pro Dlamini	Enagage Casual worker Kilmon Horse Racing	3 520,00	2021/12/06	2021/12/15	YES
625	Siyanonga Mbekezeli Dlamini	Enagage Casual worker Kilmon Horse Racing	3 520,00	2021/12/06	2021/12/15	YES
626	Elsie Sebenzile Dlamini	Enagage Casual worker Kilmon Horse Racing	3 520,00	2021/01/201	2021/12/15	YES
627	Sikhumbuzo Patric Dlamini	Enagage Casual worker Kilmon Horse Racing	3 520,00	2021/12/06	2021/12/15	YES
628	Zinhle Zethu Mnguni	Enagage Casual worker Kilmon Horse Racing	3 520,00	2021/12/06	2021/12/15	YES
629	Gelvacia Zanelle Mnguni	Enagage Casual worker Kilmon Horse Racing	3 520,00	2021/12/06	2021/12/15	YES
630	T Bonekele Mnguni	Enagage Casual worker Kilmon Horse Racing	3 520,00	2021/12/06	2021/12/15	YES
631	Mzokhanyayo Mnguni	Enagage Casual worker Kilmon Horse Racing	3 520,00	2021/12/06	2021/12/15	YES
632	Linduyise Bonisani Mnguni	Enagage Casual worker Kilmon Horse Racing	3 520,00	2021/12/06	2021/12/15	YES
633	Maureen Nesi Mnguni	Enagage Casual worker Kilmon Horse Racing	3 520,00	2021/12/06	2021/12/15	YES

LIST OF PAYMENTS MADE IN THE MONTH OF DECEMBER 2021							
PAYMENT NUMBER	SUPPLIER NAME	DESCRIPTION	AMOUNT	DATE OF INVOICE	PAYMENT DATE	COMPLIANCE	COMMENTS
634	Mnguni Edgar Nkanyiso	Engage Casual worker Kilmon Horse Racing	3 520.00	2021/12/06	2021/12/15	YES	
635	Sipho Mhlanjeni Dlamini	Engage Casual worker Kilmon Horse Racing	3 520.00	2021/12/06	2021/12/15	YES	
636	Kuyenzeka Mawenza	Procurement of seeds and fertilizers Masukhona Projects	14 000.00	2021/12/06	2021/12/23	YES	
637	Matthew Mlibeni	Winners for Harry Gwala Summer Cup	5 000.00	2021/12/07	2021/12/15	YES	
638	Slindile E.Zondi	Winners for Harry Gwala Summer Cup	5 000.00	2021/12/07	2021/12/15	YES	
639	Sibonelo Peseverance Zaca	Winners for Harry Gwala Summer Cup	5 000.00	2021/12/07	2021/12/15	YES	
640	Shemuntu & Sons	Unblocking of Creighton Septic Tank	12 075.00	2021/12/02	2021/12/15	YES	
642	University of the Witwatersrand	Tuition fees for 6 students attending Municipal Finance Programme	348 000.00	2021/12/02	2021/12/15	YES	
643	Belebele Trading	Training of Jockeys at Esidindini Ward 5	7 900.00	2021/12/02	2021/12/15	YES	
644	Cash	Licensing of Municipal vehicles	3 618.00	2021/12/02	2021/12/15	YES	
645	Guyube Holdings (PTY) LTD	Catering for Creighton Office for reading competition	10 000.00	2021/12/02	2021/12/15	YES	
646	Ikhenani Leithu	Hiring of Service: Marquess and flushable toilet for Sani Stagger Marathon	10 300.00	2021/12/02	2021/12/15	YES	
647	Lisakhanisa Project	Catering for Bulwer Library Reading Competition	8 400.00	2021/12/02	2021/12/15	YES	
648	Kwezi & Samkelo	Renovation of Mahwaqa Community Hall certificate 1	274 070.25	2021/12/01	2021/12/15	YES	
650	Masbonisanenisonke Trading	Construction of Sukuma Sakha House Cert3	38 760.00	2021/12/02	2021/12/15	YES	
651	RCN Engineering Consultants	Consultant fees for Creighton Asphalt PH6 cert.3	52 325.90	2021/11/29	2021/12/15	YES	
652	Sipho-Glad Construction and General	Construction of Creighton Asphalt RD PH6 cert.3	873 803.25	2021/11/29	2021/12/15	YES	
	Tunimart Travel Agency	Accommodation for N.B Khubone, Wela, Hengwa, Ngcobo, M Mbhele, S Nzimande and Lunch for 6 people attending consulting meeting	48 541.09	2021/12/02	2021/12/15	YES	
653	Nosithembiso Msomi	Travel Claim for Miss Nosithembiso Msomi	739.68	2021/12/06	2021/12/15	YES	
654	Zanele Thabede	Travel claim for Miss Zanele Thabede	1 754.76	2021/12/06	2021/12/15	YES	
655	Splenda Nkonyeni Electrical JV	Electrification: Greater Gqumeni pM4 cert3. Greater Sandanezwe pM4 cert3. Greater Ngwangwane pM4 cert3. Greater Ngwangwane pM4 cert2. Greater Mjilo/creighton pM4 cert3. Greater Centocow/Hlabeni pM4 cert3. Greater Khukhulela pM4 cert3. Greater Mjilo/creighton PH4 cert2. Greater khukhulela/Nomaggaga pM4 cert2. Greater Sandanezwe pM4 cert2. Greater Centocow/Hlabeni pM4 cert2. Greater Gqumeni/Mqudekweni pM4 cert3	1 052 719.70	2021/11/29	2021/12/15	YES	
656	Auditor General	Audit fees for November	441 477.07	2021/12/07	2021/12/15	YES	
657	Harry Gwala District	water usage for Jul. to October 2021	55 532.98	2021/12/07	2021/12/08	YES	

LIST OF PAYMENTS MADE IN THE MONTH OF DECEMBER 2021						
PAYMENT NUMBER	SUPPLIER NAME	DESCRIPTION	AMOUNT	DATE OF INVOICE	PAYMENT DATE	COMPLIANCE COMMENTS
659/6139-660-667/6141	Igoda Project (Pty) Ltd JV BI	Electrification of Greater Stepmore/Ridge cert.1, Greater Bhidla/Sizananjalo cert.1, Greater Bulwer PH4 Cert1, Greater Donnybrook PH4 cert. 1, Greater Nkumba/Mangwanani cert. 1, Greater Nkwesela cert.1 Greater Amakhuze/Cabazi cert. 1, Greater Nhlanihieni /Goxhill cert. 1	278,640.92	2021/11/22	2021/12/15	YES
668	Lusted & Johnson	Electrification of Greater Stepmore/Ridge cert.2, Greater Bhidla/Sizananjalo cert.2, Greater Bulwer PH4 Cert2, Greater Donnybrook PH4 cert.2, Greater Nkumba/Mangwanani cert.2, Greater Nkwesela cert.2, Greater Amakhuze/Cabazi cert.2, Greater Nhlanihieni /Goxhill cert.2& Electrification of Greater Nkwesela	1,559,497.68	2021/11/30	2021/12/15	YES
669	Mhlabane Trading (PTY) LTD	Wet fuel for Himeville, Underberg centre and Brush cutter for Creighton for Creighton&Donnybrook	7,516.00	2021/12/08	2021/12/15	YES
670	Ungungu Trading Enterprise	Stationary for Bulwer Library	27,750.00	2021/12/08	2021/12/15	YES
671	Siqondile Trading	Procurement of Material for Municipal Pound	29,499.54	2021/12/02	2021/12/15	YES
672	Human scale printers	Catering for 100 people at kilmon hall 3 December	8,500.00	2021/12/07	2021/12/15	YES
673	Amanovabane Trading and Project	Procurement of Traffic Sign book and Pocket	21,252.00	2021/12/07	2021/12/15	YES
674	Konica Minolta	Procurement of Still water, banana box and apple box for Hlanganani clean-up and awareness campaign program	3,060.00	2021/12/07	2021/12/15	YES
675	Nashua	Monthly rental charges for November 2021	99,010.71	2021/12/07	2021/12/15	YES
676	Ikhonani Leihu	Monthly rental charges for November & Repair line at Bulwer SCS	54,883.70	2021/12/07	2021/12/15	YES
677	Lee and Luu Trading	Honey sucking of Septic tank	5,000.00	2021/12/07	2021/12/15	YES
678	Lusted & Johnson	Animal food for Municipal pound	24,975.80	2021/12/07	2021/12/15	YES
679	Zelwande trading	Wet fuel for Brushcutters for creighton centre	1,974.00	2021/12/09	2021/12/15	YES
680	Samras Solvem Consulting	Tyre for Municipal trailers	25,889.00	2021/12/09	2021/12/15	YES
681	Inkabi Business Solution (PTY)LTD	Revenue Budget, project management support, samras Mcoa statement	577,736.09	2021/12/06	2021/12/15	YES
682	Ayanda Mbanga	Trailer flush toilets for World aids Day and vaccinating programme	5,000.00	2021/12/08	2021/12/15	YES
683	YNY Trading	Publication of Inaugural meeting for full council and Panel of five internal audit service	9,015.68	2021/12/07	2021/12/15	YES
684	Eskom: Free Basic Electricity	Media Co-ordination for council inauguration	26,500.00	2021/12/07	2021/12/15	YES
685	Tunimat Travel Agency	Free Basic Electrification for December	104,004.41	2021/12/09	2021/12/15	YES
686	Lemalwa Trading	Accommodation for Alucia Van Zyl, breakfast and water for inauguration and lunch for wellness games	21,377.39	2021/12/07	2021/12/15	YES
687	Masakhakulunge Project Managers	Creighton Sport centre cert.3	872,808.26	2021/12/03	2021/12/15	YES
688	BG Mezonjibe construction	Creighton Sportfield cert.4	230,000.00	2021/12/10	2021/12/15	YES
		Cabazi community Hall certificate.1	513,873.71	2021/12/07	2021/12/15	YES

LIST OF PAYMENTS MADE IN THE MONTH OF DECEMBER 2021						
PAYMENT NUMBER	SUPPLIER NAME	DESCRIPTION	AMOUNT	DATE OF INVOICE	PAYMENT DATE	COMPLIANCE COMMENTS
689	Majiki Construction and Plant Hire	Underberg town Hall & Creche certificate.7	1,813,884.62	2021/12/06	2021/12/15	YES
690	EG Mazongolo construction	Construction of Lubomwana Creche certificate. 1. Sophololile Creche certificate.1. Ndodeni Community Hall certificate.1.	1,541,299.00	2021/12/03	2021/12/15	YES
691	Masbonisanenisonke Trading	Construction of Sukuma sakhe house cert.3	33,412.00	2021/12/02	2021/12/15	YES
692	Xaba M.A.	Repairs of Tyres for Municipal Vehicles	3,846.00	2021/12/10	2021/12/15	YES
693	Eskom creighton Local Authority Activity	Electricity November & December statement	18,943.38	2021/12/13	2021/12/15	YES
694	Eskom: Creighton Pound	Electricity December statement	20,674.47	2021/12/13	2021/12/15	YES
695	Eskom: Eskom Old Post Office	Electricity December statement	2,189.59	2021/12/13	2021/12/15	YES
696	Eskom: Sportfield Nkwezala	Electricity December statement	3,326.84	2021/12/13	2021/12/15	YES
697	Eskom: Eskom Health Committee Office Diam	Electricity December statement	9,942.00	2021/12/13	2021/12/15	YES
698	Eskom Municipal House Senzo	Electricity December statement	2,486.92	2021/12/13	2021/12/15	YES
699	ESKOM: LOT 68 WEST END Mnyaji	Electricity December statement	798.88	2021/12/13	2021/12/15	YES
6100	Eskom: 5441662813	Electricity December statement	2,403.82	2021/12/13	2021/12/15	YES
6101	Eskom Mzimela Municipal house	Electricity November & December statement	3,912.27	2021/12/13	2021/12/15	YES
6102	K2021548433 (SOUTH AFRICA)	Procurement of Material for Municipal Carwash	19,049.50	2021/12/09	2021/12/15	YES
6103	Umzokulu ka Sgubudu	Catering for Inauguration held on the 22 November 2021	17,500.00	2021/12/09	2021/12/15	YES
6104	Tunmart Travel Agency	Accommodation for Makhathini, Vezi, Vakkaisa, Van ZYL, Mhophhe, Councilors and Anakhozi, Mazbulko, Gwela, Zondi, Malinga, Radebe, Mzimela, Wela, Hoiwe, Hadebe, Dlamini, Mlata, Sibisi, Dlamini, Nkandi, Dlamini, Majola, Vezi, Chiliza, Mbatha, Hadebe	462,736.32	2021/12/13	2021/12/15	YES
6105	Mazulukweni Trading and construction (PTY)	Catering for senior Citizens	18,000.00	2021/12/13	2021/12/15	YES
6106	Abenikanyazi Construction and Kitchen	Hiring of Service: Marquess, chairs and table for Harry Gwala summer cup 2021	2,420.00	2021/12/13	2021/12/15	YES
6107	Versatile Interiors cc	Procurement of Desk with Matching Credenza, highback chair office chair, visitor arm chairs, two door filing cabinet	29,880.45	2021/12/13	2021/12/15	YES
6108	Silethukhanyo Trading	Supply and installation of perspex for DLTC's	45,000.00	2021/12/13	2021/12/15	YES
6109	Dzivi Trading	Procurement of PWBS Tools Municipality	78,605.64	2021/12/13	2021/12/15	YES
6110	Sgengane Trading	Catering for 25 people attending safety file compilation training december 2021	3,250.00	2021/12/13	2021/12/15	YES
6111	Senzakahle Trading Enterprise	Procurement of key cabinet and Masonite clip	1,850.00	2021/12/13	2021/12/15	YES
6112	Powervision Technology	SLA Support for December statement 2021. Dedicated hosting service December statement 2021	23,807.00	2021/12/13	2021/12/15	YES
6113	Ayanda Mbanga	Advertising: Public notice for unknown direct deposit	13,109.98	2021/12/13	2021/12/15	YES
6114	Lusted & Johnson	Procurement of petrol for fire pump. Petrol for Underberg centre. Himeville centre	6,000.00	2021/12/13	2021/12/15	YES
6116	Kemba Trading (Pty) Ltd	Supply and Installation of 12 way distribution board circuit breaker market creighton pound	9,796.30	2021/12/13	2021/12/15	YES

LIST OF PAYMENTS MADE IN THE MONTH OF DECEMBER 2021						
PAYMENT NUMBER	SUPPLIER NAME	DESCRIPTION	AMOUNT	DATE OF INVOICE	PAYMENT DATE	COMPLIANCE COMMENTS
6117	Puff Emergency service (PTY)LTD	Procurement of cumming GK-110 KVA. FAW GK03-100 KVA. Delivery	1,000,000.00	2021/11/19	2021/12/15	YES
6118	Madoni Holdings (Pty)LTD	Procurement of Camera. Banner and Tripods	11,800.43	2021/12/13	2021/12/15	YES
6119	Tunimart Travel Agency	Conference venue for 60 Officials attending Strategic planning	188,857.11	2021/12/13	2021/12/15	YES
6120	Eyethu 360 Projects	Supply and installation of green sign for Creighton Library. Procurement of furniture for Donnybrook Centre. water resistant and theft brown backpack	30,650.00	2021/12/13	2021/12/15	YES
6121	Mhlongo Transcoin Security Service (PTY)	Protection Service for December statement 2021. Donnybrook. Creighton Library November and December 2021. VIP Protection for Mayor November and December 2021	1,198,435.70	2021/12/13	2021/12/15	YES
6122	Inkabi Business Solution (PTY)LTD	Hiring of flushing toilets for Donnybrook Parkhome	28,500.00	2021/12/15	2021/12/15	YES
6123	Langangethe General and Project	Procurement of tyres for Municipality	169,228.60	2021/12/15	2021/12/15	YES
6124	Shemuntu & Son's	Employing of septic tank at Creighton Main Office	13,800.00	2021/12/15	2021/12/15	YES
6125	Mpumelicious Trading	Procurement of garden material for Municipality	22,600.00	2021/12/15	2021/12/15	YES
6126	MS Sibisi	Travelling claim from Newcastle to Creighton. Daily allowance claim. Tolls fees claim	4,122.00	2021/12/15	2021/12/15	YES
6127	Greendoor Landscape services Pty (LTD)	Provision for horticulture management service	29,756.25	2021/12/15	2021/12/15	YES
6128	Eskom Bulwer CSC	Electricity Bulwer CSC December statement	14,619.75	2021/12/15	2021/12/15	YES
6129	Eskom Capital Building	Electricity December statement	23,614.83	2021/12/20	2021/12/23	YES
6130	Kwezi & Samkelo (pty)Ltd	Renovation of Mangwaneni Community Hall Cert. 1	215,479.00	2021/12/14	2021/12/23	YES
6130	SARS	Payroll report	1,372,068.46	2021/12/15	2021/12/15	YES
6131	SARS - UIF	Payroll report	87,653.68	2021/12/15	2021/12/15	YES
6132	SARS - SDL	Payroll report	98,554.49	2021/12/15	2021/12/15	YES
	<b>TOTAL</b>		<b>16,730,687.18</b>			

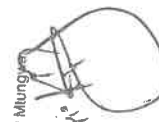
N.P Blose

Signature:



Reviewed by: P. Mtungwa

Signature:



## DR NKOSAZANA DLAMINI ZUMA LOCAL MUNICIPALITY

HIGHEST PAID CREDITORS FOR DECEMBER 2021		
SUPPLIER	DESCRIPTION	AMOUNT
BG Mazongolo construction	Construction of Lubomvana Creche certificate.1. Sophololile Creche certificate.1. Ndodeni Community Hall certificate.1,Cabazi community hall cert,1	2 055 172,71
Igoda Project (Pty) ltd JV BI	Electrification of Greater Stepmore/Ridge cert.1&2, Greater Bhidla/Sizananjalo cert.1&2, Greater Bulwer PH4 Cert1&2, Greater Donnybrook PH4 cert.1&2, Greater Nkumba/Mangwaneni cert.1&2, Greater Nkwezela cert.1&2 Greater Amakhuze/Cabazi cert.1&2, Greater Nhlanhleni /Goxhill cert.1&2	1 838 084,42
Majiki Construction and Plant	Underberg town Hall & Creche certificate.7	1 813 894,62
Mhlongo Transcoin Security Ser	Protection Service for December statement 2021. Donnybrook. Creighton Library November and December 2021. VIP Protection for Mayor November and December 2021	1 198 435,70
Splenda Nkonyeni Electrical JV	Electrification of Greater Gqumeni ph4 cert3. Greater Sandanezwe ph4 cert3. Greater Ngwangwane ph4 cert3. Greater Ngwangwane ph4 cert2. Greater Mjilo/creighton ph4 cert3. Greater Centocow/Hlabeni ph4 cert3. Greater Khukhulela ph4 cert3. Greater Mjilo/creighton PH4 cert2. Greater khukhulela/Nomaggaga ph4 cert2. Greater Sandanezwe ph4 cert2. Greater Centocow/Hlabeni ph4 cert2. Greater Gqumeni/Mqundekweni ph4 cert3	1 052 719,70
Puff Emergency service (PTY)LTD	Procurement of cumming GKC-110 KVA. FAW GK03-100 KVA. Delivery	1 000 000,00
Sipho-Glad Construction and Ge	Construction of Creighton Asphalt RD PH6	873 803,25
Lemalwa Trading	Creighton Sport centre cert.3	872 808,26
Tunimart Travel Agency	Accommodation for Makhathini. Vezi. Vakalisa. Van ZYL.Mhlophe. Councillors and Amakhosi. Mazibuko. Gwala. Zondi. Malinga. Radebe. Mzimela. Wela. Holiwe. Hadebe. Dlamini. Mlata. Sibisi. Dlamini. Nkandi. Dlamini. Majola. Vezi. Chiliza. Mbatha. Hadebe, conference venue for 60 people attending strategic planning, Accommodation for N Wela, L Hlengwa, M Mbhele, Z Ngcobo	721 511,91
Samras Solvem Consulting	Revenue, Budget, project management support, samras Mcoa statement	577 736,09
		<b>12 004 166,66</b>

Prepared by: *NP Blose.*Signature: 

Reviewed by:


Signature: 

0000054

DR NKOSAZANA DLAMINI ZUMA LOCAL MUNICIPALITY  
REPORT FOR CREDITORS PAID WITHINI 30 DAYS IN DECEMBER 2021

Number of Payments	COMPLIED	NOT COMPLIED	PERCENTAGE
127	127		100%

Prepared by: NP Blore  
Signature: 

Review by:  
Signature: 

MUNIC_C	MUNICIPALITY	SA_ID	BADGE_NBR	NAME	ADDRESS2	KWH_UNI	CLAIM_RATE	VAT_RATI	CLAIMED	CLAIMED	CLAIM_TOTAL
K2436	Dr Nkosazana Zuma Municipality	5024908850	1079291595	MADUNA PHUMOWAKHE	Traditional house	50	1.4346	15	71.73	10.7595	82.4895
K2436	Dr Nkosazana Zuma Municipality	5032875276	4228183705	SHEZI SINDISIWE	QULASHE UNDERBURG KZN	50	1.4346	15	71.73	10.7595	82.4895
K2436	Dr Nkosazana Zuma Municipality	5045259416	4224876062	NYOSI NOKUBONGA CLARICE	AMAKUZA UNDERBURG KZN	50	1.4346	15	71.73	10.7595	82.4895
K2436	Dr Nkosazana Zuma Municipality	5058384677	7031841849	MAPHUMULO KULUMILE	TRADITIONAL HOUSE	50	1.4346	15	71.73	10.7595	82.4895
K2436	Dr Nkosazana Zuma Municipality	5062588066	4209215633	NZIMANDE BONAKALE	EHLABENI BULWER KZN	50	1.4346	15	71.73	10.7595	82.4895
K2436	Dr Nkosazana Zuma Municipality	5066112910	4209220088	PHUNGULA XOLISWA	EHLABENI BULWER KZN	50	1.4346	15	71.73	10.7595	82.4895
K2436	Dr Nkosazana Zuma Municipality	5069358191	4209234586	KHWELEA DUDUZILE	EHLABENI BULWER KZN	50	1.4346	15	71.73	10.7595	82.4895
K2436	Dr Nkosazana Zuma Municipality	5069979311	4236776391	MBANJWA ZIBUYILE GERTRUDE	P O EMASAMENI IXOPO KZN	50	1.4346	15	71.73	10.7595	82.4895
K2436	Dr Nkosazana Zuma Municipality	5071371887	4225007006	KHUMALO NCAMISILE	AMAKUZA UNDERBURG KZN	50	1.4346	15	71.73	10.7595	82.4895
K2436	Dr Nkosazana Zuma Municipality	5085374522	7047005801	KHUBONE MALAFU	NKWEZELA BULWER KZN	50	1.4346	15	71.73	10.7595	82.4895
K2436	Dr Nkosazana Zuma Municipality	5089179099	4244902769	CHAGWE THULASIZWE GAGU	AMAKUZA UNDERBURG KZN	50	1.4346	15	71.73	10.7595	82.4895
K2436	Dr Nkosazana Zuma Municipality	5106146415	37200363135	NGUBANE SIBONGILE PATRICIA	AMAKUZA UNDERBURG KZN	50	1.4346	15	71.73	10.7595	82.4895
K2436	Dr Nkosazana Zuma Municipality	5109216863	37200254003	PHUNGULA ADELAIDE	AMAKUZA UNDERBURG KZN	50	1.4346	15	71.73	10.7595	82.4895
K2436	Dr Nkosazana Zuma Municipality	5114923117	4209224270	ZUMA THOLWAPHI ASTERIA	EHLABENI BULWER KZN	50	1.4346	15	71.73	10.7595	82.4895
K2436	Dr Nkosazana Zuma Municipality	5119897195	4224942674	DLAMINI LUNGISANI MLUNGISI	AMAKUZA UNDERBURG KZN	50	1.4346	15	71.73	10.7595	82.4895
K2436	Dr Nkosazana Zuma Municipality	5132855825	4209220120	ZUMA SIPHIWE	EHLABENI BULWER KZN	50	1.4346	15	71.73	10.7595	82.4895
K2436	Dr Nkosazana Zuma Municipality	5144894002	7146267393	CHULE JABULISILE	Brick House	50	1.4346	15	71.73	10.7595	82.4895
K2436	Dr Nkosazana Zuma Municipality	5153872731	4224991937	DLAMINI PHUMEPHI	AMAKUZA UNDERBURG KZN	50	1.4346	15	71.73	10.7595	82.4895
K2436	Dr Nkosazana Zuma Municipality	5157263428	4221693627	NTULI SBONGILE MARY JANE	MOATSHENI S1 UNDERBERG	50	1.4346	15	71.73	10.7595	82.4895
K2436	Dr Nkosazana Zuma Municipality	5158025244	7061939760	MKHIZE MICHAEL	Brick House	50	1.4346	15	71.73	10.7595	82.4895
K2436	Dr Nkosazana Zuma Municipality	5159411035	37196853164	SHOZI LETHIWE ROSEMARY	HLANGANANI S1 IXOPO KZN	50	1.4346	15	71.73	10.7595	82.4895
K2436	Dr Nkosazana Zuma Municipality	5160301496	4244551554	MKIZE THEMBELEHLA GCINAPHI	CORINTH S1 IXOPO KZN OJ	50	1.4346	15	71.73	10.7595	82.4895
K2436	Dr Nkosazana Zuma Municipality	5162663007	4213318852	DUMA ANNATORIA FIKISILE	SUN CITY BULWER PMB KZN	50	1.4346	15	71.73	10.7595	82.4895
K2436	Dr Nkosazana Zuma Municipality	5168050159	4244551331	SOSIBO THUTHUKILE PRISCILLA	CORINTH S1 IXOPO KZN OU	50	1.4346	15	71.73	10.7595	82.4895
K2436	Dr Nkosazana Zuma Municipality	5169844970	37204511283	PHOSWA ZAMAQAZU	EHLABENI BULWER KZN	50	1.4346	15	71.73	10.7595	82.4895
K2436	Dr Nkosazana Zuma Municipality	5174270238	4107193999	KHUBONE BANCAMILE	TRADITIONAL HOUSE	50	1.4346	15	71.73	10.7595	82.4895
K2436	Dr Nkosazana Zuma Municipality	5177897433	4244549715	NDOLOVU MATHWEWU NKULULEKO	HLANGANANI S1 IXOPO KZN	50	1.4346	15	71.73	10.7595	82.4895
K2436	Dr Nkosazana Zuma Municipality	5188002434	4244549624	MAGWENYANA MILORED THEMBELE	HLANGANANI S1 IXOPO KZN	50	1.4346	15	71.73	10.7595	82.4895
K2436	Dr Nkosazana Zuma Municipality	5188071304	4209223736	MBAMBO MZIMBA SIFRIED	EHLABENI BULWER KZN	50	1.4346	15	71.73	10.7595	82.4895
K2436	Dr Nkosazana Zuma Municipality	5188372341	4244551364	NDOLOVU NNDUMISO	HLANGANANI S1 IXOPO KZN	50	1.4346	15	71.73	10.7595	82.4895
K2436	Dr Nkosazana Zuma Municipality	5188835020	4225019241	NZIMANDE PHATHEKLE MAGGIE	AMAKUZA UNDERBURG KZN	50	1.4346	15	71.73	10.7595	82.4895
K2436	Dr Nkosazana Zuma Municipality	5190981403	4228347573	JILI BHEKOKWAKHE	SOKHELA S1 IXOPO KZN OU	50	1.4346	15	71.73	10.7595	82.4895
K2436	Dr Nkosazana Zuma Municipality	5192204495	4244551406	NGUBO ZETHU FLORENCE	HLANGANANI S1 IXOPO KZN	50	1.4346	15	71.73	10.7595	82.4895
K2436	Dr Nkosazana Zuma Municipality	5193251555	4244549723	MKHULISI NOMKOSIKHONA VERONIK	HLANGANANI S1 IXOPO KZN	50	1.4346	15	71.73	10.7595	82.4895
K2436	Dr Nkosazana Zuma Municipality	5196723286	4244549657	SOSIBO CATHRINE NCAMISILE	HLANGANANI S1 IXOPO KZN	50	1.4346	15	71.73	10.7595	82.4895
K2436	Dr Nkosazana Zuma Municipality	5199478497	4225028903	CHAGWE NONHLANHLA	AMAKUZA UNDERBURG KZN	50	1.4346	15	71.73	10.7595	82.4895
K2436	Dr Nkosazana Zuma Municipality	5200918207	4209223744	DLAMINI MZIMBA SIFRIED	EHLABENI BULWER KZN	50	1.4346	15	71.73	10.7595	82.4895
K2436	Dr Nkosazana Zuma Municipality	5203129166	4202685303	MBAMBO ZANELE	EHLABENI BULWER KZN	50	1.4346	15	71.73	10.7595	82.4895
K2436	Dr Nkosazana Zuma Municipality	5204212809	4228828622	DLAMINI GLADMAN THEMBSANI	NOMANDLOVU DONNYBROO	50	1.4346	15	71.73	10.7595	82.4895
K2436	Dr Nkosazana Zuma Municipality	5208804195	7102509799	SHOBA MFANO	XOSHEYAKHE ENKELEBANTW	50	1.4346	15	71.73	10.7595	82.4895
K2436	Dr Nkosazana Zuma Municipality	5211045713	7087540287	DLAMINI BONISIWE ERONICA	XOSHEYAKHE ENKELEBANTW	50	1.4346	15	71.73	10.7595	82.4895
K2436	Dr Nkosazana Zuma Municipality	5214850833	4209221656	NYINDE BHEKAMAKHUZE ALFRED	EHLABENI BULWER KZN	50	1.4346	15	71.73	10.7595	82.4895
K2436	Dr Nkosazana Zuma Municipality	5215533328	7052501389	GAZU DIVA	Traditional house	50	1.4346	15	71.73	10.7595	82.4895
K2436	Dr Nkosazana Zuma Municipality	5223136724	7047610592	MEMEZA ANNEMARIA	NKWEZELA BULWER KZN	50	1.4346	15	71.73	10.7595	82.4895
K2436	Dr Nkosazana Zuma Municipality	5225685199	7031827871	MTOLO NHLANHLA	TRADITIONAL HOUSE	50	1.4346	15	71.73	10.7595	82.4895
K2436	Dr Nkosazana Zuma Municipality	5234316557	4224981623	NZIMANDE NGQENQEN	AMAKUZA UNDERBURG KZN	50	1.4346	15	71.73	10.7595	82.4895
K2436	Dr Nkosazana Zuma Municipality	5238612735	4224981631	PHUNGULA THEMBSILE SIBUNTULU	AMAKUZA UNDERBURG KZN	50	1.4346	15	71.73	10.7595	82.4895
K2436	Dr Nkosazana Zuma Municipality	5238741579	4242720789	NTSHIZA THEMBA B	NKWEZELA	50	1.4346	15	71.73	10.7595	82.4895
K2436	Dr Nkosazana Zuma Municipality	5247957885	4246108213	MTHEMBU NTOMBIZODWA PATRICI	HLANGANANI S1 IXOPO KZN	50	1.4346	15	71.73	10.7595	82.4895
K2436	Dr Nkosazana Zuma Municipality	5268573439	4246107538	PAKISI THANDIWE ANTONIA	HLANGANANI S1 IXOPO KZN	50	1.4346	15	71.73	10.7595	82.4895
K2436	Dr Nkosazana Zuma Municipality	5281396510	7043054340	NZIMANDE A B	NKUMBA	50	1.4346	15	71.73	10.7595	82.4895
K2436	Dr Nkosazana Zuma Municipality	5286089597	4225003187	DUMA ZIPHATHELE	AMAKUZA UNDERBURG KZN	50	1.4346	15	71.73	10.7595	82.4895
K2436	Dr Nkosazana Zuma Municipality	5287739909	7107619332	MTHEMBU BAJABULLE GLADYS	AMAKUZA UNDERBURG KZN	50	1.4346	15	71.73	10.7595	82.4895
K2436	Dr Nkosazana Zuma Municipality	5291650509	4224984155	TSNAPHA NYONE SELLY	AMAKUZA UNDERBURG KZN	50	1.4346	15	71.73	10.7595	82.4895
K2436	Dr Nkosazana Zuma Municipality	5297861844	4202623330	MEMELA THEMBEKILE SEPHERONIA	EHLABENI BULWER KZN	50	1.4346	15	71.73	10.7595	82.4895
K2436	Dr Nkosazana Zuma Municipality	5306973450	4202682797	MACINGA MSONGELWA	EHLABENI BULWER KZN	50	1.4346	15	71.73	10.7595	82.4895
K2436	Dr Nkosazana Zuma Municipality	5309512828	4228174654	ZULU QUNISILE	QULASHE UNDERBURG KZN	50	1.4346	15	71.73	10.7595	82.4895
K2436	Dr Nkosazana Zuma Municipality	5311268511	1079290399	NDOLOVU BP	HLANGANANI	50	1.4346	15	71.73	10.7595	82.4895
K2436	Dr Nkosazana Zuma Municipality	5316325931	4209245697	TSHAPA NONTOKOZO	EHLABENI BULWER KZN	50	1.4346	15	71.73	10.7595	82.4895
K2436	Dr Nkosazana Zuma Municipality	5316508231	4205215450	MZLOLO DINGINDAWO	EHLABENI BULWER KZN	50	1.4346	15	71.73	10.7595	82.4895
K2436	Dr Nkosazana Zuma Municipality	5323349676	4203295524	MNKIKATHI LUCKY DOMINIC	STEMPORE	100	1.4346	15	71.73	10.7595	82.4895
K2436	Dr Nkosazana Zuma Municipality	5341096766	4244549970	BEKWA CONSTANCE NTOMBIFUTHI	HLANGANANI S1 IXOPO KZN	50	1.4346	15	143.46	21.519	164.979
K2436	Dr Nkosazana Zuma Municipality	5345586798	4244549699	MIYA ZANELE MILDRED	HLANGANANI S1 IXOPO KZN	50	1.4346	15	71.73	10.7595	82.4895
K2436	Dr Nkosazana Zuma Municipality	5345937865	7031764066	MTHEMBU JM	HLANGANANI S1 IXOPO KZN	50	1.4346	15	71.73	10.7595	82.4895
K2436	Dr Nkosazana Zuma Municipality	5346291384	4211478765	MOSEYA GORDON	STEMPORE S1 UNDERBERG K	50	1.4346	15	71.73	10.7595	82.4895
K2436	Dr Nkosazana Zuma Municipality	5349560994	4228399887	NCUBE NONHLANHLA	JUNCTION ELECTRIFICATION	50	1.4346	15	71.73	10.7595	82.4895
K2436	Dr Nkosazana Zuma Municipality	5354772001	1081323881	NGCOBO NOMALIZO	Traditional	50	1.4346	15	71.73	10.7595	82.4895
K2436	Dr Nkosazana Zuma Municipality	5364419870	4228399653	MEMELA MPHUCUKA	JUNCTION ELECTRIFICATION	50	1.4346	15	71.73	10.7595	82.4895
K2436	Dr Nkosazana Zuma Municipality	5374937014	4209218280	KHUBONI NCANE ANNA	EHLABENI BULWER KZN	50	1.4346	15	71.73	10.7595	82.4895
K2436	Dr Nkosazana Zuma Municipality	5382258902	7158922224	MTHEMBU SYLVIA THEMBANI	EHLABENI BULWER KZN	50	1.4346	15	71.73	10.7595	82.4895
K2436	Dr Nkosazana Zuma Municipality	5382647305	4209215369	KHWELEA MANTOMBI	EHLABENI BULWER KZN	50	1.4346	15	71.73	10.7595	82.4895
K2436	Dr Nkosazana Zuma Municipality	5400404730	7052782641	MBANJWA N	EMASAMENI IXOPO KZN	50	1.4346	15	71.73	10.7595	82.4895
K2436	Dr Nkosazana Zuma Municipality	5417642839	4228187318	ZONDI LONDIVWE	QULASHE UNDERBURG KZN	50	1.4346	15	71.73	10.7595	82.4895
K2436	Dr Nkosazana Zuma Municipality	5446862817	7048334515	NXELE PHILANI	NKUMBA	50	1.4346	15	71.73	10.7595	82.4895
K2436	Dr Nkosazana Zuma Municipality	5457725466	7604137385	RADEBE RM	HLANGANANI	50	1.4346	15	71.73	10.7595	82.4895
K2436	Dr Nkosazana Zuma Municipality	5459767185	7130086023	SABELA THENIWE	KILMUN S1 UNDERBERG KZN	50	1.4346	15	71.73	10.7595	82.4895
K2436	Dr Nkosazana Zuma Municipality	5462332422	7130284776	SABELA DUMAJILE	KILMUN S1 UNDERBERG KZN	50	1.4346	15	71.73	10.7595	82.4895
K2436	Dr Nkosazana Zuma Municipality	5465144289	4224680456	MIYA NOK							

KZ436	Dr Nkosazana Zuma Municipality	5600191899	7158775838	MBANJWA BHULABHULA	HLANGANANI 3 CREIGHTON I	50	1.4346	15	71.73	10.7595	82.4895
KZ436	Dr Nkosazana Zuma Municipality	5615488349	4204854048	MIYA BUSISIWE	MQATSHENI UNDERBURG KZ	50	1.4346	15	71.73	10.7595	82.4895
KZ436	Dr Nkosazana Zuma Municipality	5628321963	7119237340	NDIMBOWU SANKENTSHANE	TRADITIONAL HOUSE	50	1.4346	15	71.73	10.7595	82.4895
KZ436	Dr Nkosazana Zuma Municipality	5644982991	7114413987	BENGU PHUMULELE	MQATSHENI UNDERBURG KZ	50	1.4346	15	71.73	10.7595	82.4895
KZ436	Dr Nkosazana Zuma Municipality	5646897785	4129617280	DLAMINI G	NKUMBA	50	1.4346	15	71.73	10.7595	82.4895
KZ436	Dr Nkosazana Zuma Municipality	5669245294	7049859809	DLAMINI LAMULULE CAESENTIA	NKUMBA	50	1.4346	15	71.73	10.7595	82.4895
KZ436	Dr Nkosazana Zuma Municipality	5677940352	7031828085	MAKHANYA SIMON	TRADITIONAL HOUSE	50	1.4346	15	71.73	10.7595	82.4895
KZ436	Dr Nkosazana Zuma Municipality	5680918498	3720036275	XOLO PHINDILE MAUREEN	AMAQUZA S1 UNDERBERG KZ	50	1.4346	15	71.73	10.7595	82.4895
KZ436	Dr Nkosazana Zuma Municipality	5695730393	4201069814	LUSWAZI NTOMBI	MQATSHENI UNDERBURG KZ	50	1.4346	15	71.73	10.7595	82.4895
KZ436	Dr Nkosazana Zuma Municipality	5704310857	4204854386	MOLEFE MAKHESHE TRYIZA	MQATSHENI UNDERBURG KZ	50	1.4346	15	71.73	10.7595	82.4895
KZ436	Dr Nkosazana Zuma Municipality	5722880726	4184162875	ZONDI PKILE	HOUSE	50	1.4346	15	71.73	10.7595	82.4895
KZ436	Dr Nkosazana Zuma Municipality	5737012991	4228185106	MTOLO ZANELE	QULASHE UNDERBURG KZN	50	1.4346	15	71.73	10.7595	82.4895
KZ436	Dr Nkosazana Zuma Municipality	5738626008	4236961605	BEKWA NOMAHELA	TRADITIONAL HOUSE	50	1.4346	15	71.73	10.7595	82.4895
KZ436	Dr Nkosazana Zuma Municipality	5751851370	3000430685	MTOLO ETHEL DUDUZILE	Brick house	50	1.4346	15	71.73	10.7595	82.4895
KZ436	Dr Nkosazana Zuma Municipality	5765601679	37198848501	SOSIBO CASLINA	PEVENSY	50	1.4346	15	71.73	10.7595	82.4895
KZ436	Dr Nkosazana Zuma Municipality	5766034566	7043013205	MAKANYA ISAAC	TRADITIONAL HOUSE	50	1.4346	15	71.73	10.7595	82.4895
KZ436	Dr Nkosazana Zuma Municipality	5778884045	4213492202	BELE THEMBILE MAUREEN	NKELABANTWANA BULWER KZ	50	1.4346	15	71.73	10.7595	82.4895
KZ436	Dr Nkosazana Zuma Municipality	5779264341	4236950038	ZULU BANGENGILE CREMENTINA	TRADITIONAL HOUSE	50	1.4346	15	71.73	10.7595	82.4895
KZ436	Dr Nkosazana Zuma Municipality	5801685921	7031840601	ZULU CLEMENCIA	TRADITIONAL HOUSE	50	1.4346	15	71.73	10.7595	82.4895
KZ436	Dr Nkosazana Zuma Municipality	5818675222	4202682599	NZIMANDE THOKOZILE	EHLABENI BULWER KZN	50	1.4346	15	71.73	10.7595	82.4895
KZ436	Dr Nkosazana Zuma Municipality	5824796729	4209216755	SOSIBO ZIMEPHI	EHLABENI BULWER KZN	50	1.4346	15	71.73	10.7595	82.4895
KZ436	Dr Nkosazana Zuma Municipality	5825594134	4128150788	DUMA KHETHIWE	HOUSE	50	1.4346	15	71.73	10.7595	82.4895
KZ436	Dr Nkosazana Zuma Municipality	5837595317	7031758506	SIKHAKHANE MBONGISENI	TRADITIONAL HOUSE	50	1.4346	15	71.73	10.7595	82.4895
KZ436	Dr Nkosazana Zuma Municipality	5858907697	7049865244	SOSIBO BANOTHELE ELINAH	NKWEZELA	50	1.4346	15	71.73	10.7595	82.4895
KZ436	Dr Nkosazana Zuma Municipality	5860188992	4217603069	DLAMINI NOMZAMO	BULWER UNDERBURG PMB K	50	1.4346	15	71.73	10.7595	82.4895
KZ436	Dr Nkosazana Zuma Municipality	5883600948	4204854022	MKHIZE THUTHURANI	MQATSHENI UNDERBURG KZ	50	1.4346	15	71.73	10.7595	82.4895
KZ436	Dr Nkosazana Zuma Municipality	5886726259	4204851218	MKHIZE BONGIWE	MQATSHENI UNDERBURG KZ	50	1.4346	15	71.73	10.7595	82.4895
KZ436	Dr Nkosazana Zuma Municipality	5888506855	22200452195	ZONDI VUYISILE	MQATSHENI UNDERBURG KZ	50	1.4346	15	71.73	10.7595	82.4895
KZ436	Dr Nkosazana Zuma Municipality	5891980329	4228181931	MTOLO LINDELANI	MQATSHENI UNDERBURG KZ	50	1.4346	15	71.73	10.7595	82.4895
KZ436	Dr Nkosazana Zuma Municipality	5894319163	7114578383	DLADLA SIHLANGU ANTONY	QULASHE UNDERBURG KZN	50	1.4346	15	71.73	10.7595	82.4895
KZ436	Dr Nkosazana Zuma Municipality	5917893593	7031579793	NGUBANE ZITHULELE	WAMBENI AREA NEAR SITHO	50	1.4346	15	71.73	10.7595	82.4895
KZ436	Dr Nkosazana Zuma Municipality	5936031605	4201067867	DUMA MHAUKWELWA EDMUND	TRADITIONAL HOUSE	50	1.4346	15	71.73	10.7595	82.4895
KZ436	Dr Nkosazana Zuma Municipality	5948680170	4237958691	MKHIZE THEMBELIHE	MQATSHENI UNDERBURG KZ	50	1.4346	15	71.73	10.7595	82.4895
KZ436	Dr Nkosazana Zuma Municipality	5954342636	4244392561	MIYA NOMUSA CONSTANCE	HLANGANANI S1 IXOPO KZN (	50	1.4346	15	71.73	10.7595	82.4895
KZ436	Dr Nkosazana Zuma Municipality	5961139684	4244549608	NZIMANDE FISIWE	HLANGANANI S1 IXOPO KZN (	50	1.4346	15	71.73	10.7595	82.4895
KZ436	Dr Nkosazana Zuma Municipality	5968301650	7119805591	ZULU LALAPHI MELINAH	HLANGANANI S1 IXOPO KZN (	50	1.4346	15	71.73	10.7595	82.4895
KZ436	Dr Nkosazana Zuma Municipality	5969104389	7119805054	SHOZI ZOLANI	HLANGANANI S1 IXOPO KZN (	50	1.4346	15	71.73	10.7595	82.4895
KZ436	Dr Nkosazana Zuma Municipality	5973916031	4228180594	SHEZI ZIBEKE	QULASHE UNDERBURG KZN	50	1.4346	15	71.73	10.7595	82.4895
KZ436	Dr Nkosazana Zuma Municipality	6021714254	7158757984	MDLADLA PROTASIA BONAKELE	HOUSE	50	1.4346	15	71.73	10.7595	82.4895
KZ436	Dr Nkosazana Zuma Municipality	6025598511	7031758662	MNCWANE SIBONGILE	TRADITIONAL HOUSE	50	1.4346	15	71.73	10.7595	82.4895
KZ436	Dr Nkosazana Zuma Municipality	6026262541	4209215260	MUTWA BEAUTY THOKOZILE	EHLABENI UNDERBURG KZN	50	1.4346	15	71.73	10.7595	82.4895
KZ436	Dr Nkosazana Zuma Municipality	6029504897	4209214289	MBATHA NKANYISO BARTWELL	EHLABENI UNDERBURG KZN	50	1.4346	15	71.73	10.7595	82.4895
KZ436	Dr Nkosazana Zuma Municipality	6038115154	4227002773	MYEDE ZAKANCANE	EHLABENI UNDERBURG KZN	50	1.4346	15	71.73	10.7595	82.4895
KZ436	Dr Nkosazana Zuma Municipality	6046220297	4206892053	NDLANGISA NOMUSA	Traditional	50	1.4346	15	71.73	10.7595	82.4895
KZ436	Dr Nkosazana Zuma Municipality	6059428817	4228181899	MAYISELA ZABANGILE	QULASHE UNDERBURG KZN	50	1.4346	15	71.73	10.7595	82.4895
KZ436	Dr Nkosazana Zuma Municipality	6069362470	4225001496	ZONDI MAVIS QONDEKILE	AMAQUZA UNDERBURG KZN	50	1.4346	15	71.73	10.7595	82.4895
KZ436	Dr Nkosazana Zuma Municipality	6074641737	4230348775	SHEZI SYDNEY MHLengi	AMAQUZA UNDERBURG KZN	50	1.4346	15	71.73	10.7595	82.4895
KZ436	Dr Nkosazana Zuma Municipality	6079039131	4209222928	ZACA KHONZENI	EHLABENI BULWER KZN	50	1.4346	15	71.73	10.7595	82.4895
KZ436	Dr Nkosazana Zuma Municipality	6081499617	4209222084	SOSIBO NONHLANHLA	EHLABENI BULWER KZN	50	1.4346	15	71.73	10.7595	82.4895
KZ436	Dr Nkosazana Zuma Municipality	6081897057	4224993925	MSOMI NHLANHLA	AMAQUZA UNDERBURG KZN	50	1.4346	15	71.73	10.7595	82.4895
KZ436	Dr Nkosazana Zuma Municipality	6090513869	4209222902	ZUMA FLORA	EHLABENI BULWER KZN	50	1.4346	15	71.73	10.7595	82.4895
KZ436	Dr Nkosazana Zuma Municipality	6094577866	7117677901	MBANJWA THANDI HAMBILENI	EHLABENI BULWER KZN	50	1.4346	15	71.73	10.7595	82.4895
KZ436	Dr Nkosazana Zuma Municipality	6096898286	4226451377	NZIMANDE ZAMAGIWA	MKHOLHLWA MACABAZINI BU	50	1.4346	15	71.73	10.7595	82.4895
KZ436	Dr Nkosazana Zuma Municipality	6106359943	4225001488	SOSIBO MANKOLO BERNARD	AMAQUZA UNDERBURG KZN	50	1.4346	15	71.73	10.7595	82.4895
KZ436	Dr Nkosazana Zuma Municipality	6108482518	37196842902	XABA NTOMBIYOMHLABA	Brick house	50	1.4346	15	71.73	10.7595	82.4895
KZ436	Dr Nkosazana Zuma Municipality	6111895158	7115640869	NZIMANDE ZAMAGIWA	MKHOLHLWA MACABAZINI BU	50	1.4346	15	71.73	10.7595	82.4895
KZ436	Dr Nkosazana Zuma Municipality	6121527388	4209224460	MKHWANAZI ZITHULELE	EHLABENI BULWER KZN	50	1.4346	15	71.73	10.7595	82.4895
KZ436	Dr Nkosazana Zuma Municipality	6122316349	37198848477	MDLADLA NOSIPHOKO CYNTHIA	EHLABENI BULWER KZN	50	1.4346	15	71.73	10.7595	82.4895
KZ436	Dr Nkosazana Zuma Municipality	6126805531	4228181956	MTOLO PHUMILE	EHLABENI BULWER KZN	50	1.4346	15	71.73	10.7595	82.4895
KZ436	Dr Nkosazana Zuma Municipality	6131017292	4224991838	MNGUNI ZIBELENI THEMBEKILE	QULASHE UNDERBURG KZN	50	1.4346	15	71.73	10.7595	82.4895
KZ436	Dr Nkosazana Zuma Municipality	6132683162	4224955221	MNGUNI SAZIZO BERNARD	AMAQUZA UNDERBURG KZN	50	1.4346	15	71.73	10.7595	82.4895
KZ436	Dr Nkosazana Zuma Municipality	6134248540	4224946253	MNGUNI NTOMBENHLE MAUREEN	AMAQUZA UNDERBURG KZN	50	1.4346	15	71.73	10.7595	82.4895
KZ436	Dr Nkosazana Zuma Municipality	6134857912	4209222886	PHOSWA NTOMBO	EHLABENI BULWER KZN	50	1.4346	15	71.73	10.7595	82.4895
KZ436	Dr Nkosazana Zuma Municipality	6137875824	4209222811	PHOSWA NTOMBO	EHLABENI BULWER KZN	50	1.4346	15	71.73	10.7595	82.4895
KZ436	Dr Nkosazana Zuma Municipality	6138310939	7048362136	MKHOLHLWA MACABAZINI BU	AMAQUZA UNDERBURG KZN	50	1.4346	15	71.73	10.7595	82.4895
KZ436	Dr Nkosazana Zuma Municipality	6139590560	4246386827	DLAMINI KHALAZA	QULASHE UNDERBURG KZN	50	1.4346	15	71.73	10.7595	82.4895
KZ436	Dr Nkosazana Zuma Municipality	6142280695	4225019993	MNGUNI LINDOKUHE PRINCE	AMAQUZA UNDERBURG KZN	50	1.4346	15	71.73	10.7595	82.4895
KZ436	Dr Nkosazana Zuma Municipality	6151037112	7158923644	SHEZI ANNASTASIA NCAMISILE	AMAQUZA UNDERBURG KZN	50	1.4346	15	71.73	10.7595	82.4895
KZ436	Dr Nkosazana Zuma Municipality	6153774449	4225002139	DLAMINI KHIPHELAKHE JOSEPH	AMAQUZA UNDERBURG KZN	50	1.4346	15	71.73	10.7595	82.4895
KZ436	Dr Nkosazana Zuma Municipality	6154931966	1081750212	DLADLA C	HOUSE	50	1.4346	15	71.73	10.7595	82.4895
KZ436	Dr Nkosazana Zuma Municipality	6160220096	4217446105	ZACA NORA	BULWER UNDERBURG PMB K	50	1.4346	15	71.73	10.7595	82.4895
KZ436	Dr Nkosazana Zuma Municipality	6162947814	4204852295	MAJOZI BUSISIWE	MQATSHENI UNDERBURG KZ	50	1.4346	15	71.73	10.7595	82.4895
KZ436	Dr Nkosazana Zuma Municipality	6163063588	1079291702	ZULU GRACE NOKWANDA	Traditional house	50	1.4346	15	71.73	10.7595	82.4895
KZ436	Dr Nkosazana Zuma Municipality	6170999565	4245254596	MBANJWA ELIZABETH	TRADITIONAL HOUSE	50	1.4346	15	71.73	10.7595	82.4895
KZ436	Dr Nkosazana Zuma Municipality	6177549885	4225020538	DLAMINI ZANELE MILDRED	AMAQUZA UNDERBURG KZN	50	1.4346	15	71.73	10.7595	82.4895
KZ436	Dr Nkosazana Zuma Municipality	6178815057	4209223918	DLAMINI LELEZILE	EHLABENI BULWER KZN	50	1.4346	15	71.73	10.7595	82.4895
KZ436	Dr Nkosazana Zuma Municipality	6179791418	4209223959	DLAMINI ELIANORA	EHLABENI BULWER KZN	50	1.4346	15	71.73	10.7595	82.4895
KZ436	Dr Nkosazana Zuma Municipality	6184452768	4230185367	NDOLOW BONISIWE	MHLANGENI	50	1.4346	15	71.73	10.7595	82.4895
KZ436	Dr Nkosazana Zuma Municipality	6188258260	4209220104	DLAMINI GCINUMUZI	EHLABENI BULWER KZN	50	1.4346	15	71.73	10.7595	82.4895
KZ436	Dr Nkosazana Zuma Municipality	6190966002	4225028994	KHANYILE MALOKI	AMAQUZA UNDERBURG KZN	50	1.4346	15	71.73	10.7595	82.4895
KZ436	Dr Nkosazana Zuma Municipality	6193009357	7167076574	MBANYWA THEMBEKA CHRISTINA	EHLABENI BULWER KZN	50	1.4346	15	71.73	10.7595	82.4895
KZ436	Dr Nkosazana Zuma Municipality	6198530095	37198869424	MTOLO NGENZINI	QULASHE UNDERBURG KZN	50	1.4346	15	71.73	10.7595	82.4895
KZ436	Dr Nkosazana Zuma Municipality	6227330864	4201072602	NGCOBO MAGENUGENU	MQATSHENI UNDERBURG KZ	50	1.4346	15	71.73	10.7595	82.4895
KZ436	Dr Nkosazana Zuma Municipality	6227840318	4209254491	MTOLO KHETHIWE	EHLABENI BULWER KZN	50	1.4346	15	71.73	10.7595	82.4895
KZ436	Dr Nkosazana Zuma Municipality	6231850871	4209254475	MIYA BUSISIWE	EHLABENI BULWER KZN	50	1.4346	15	71.73	10.7595	82.4895
KZ436	Dr Nkosazana Zuma Municipality	6233233916	4225025974	SOSIBO ALBERTINA NOMTHANDAZO	AMAQUZA UNDERBURG KZN	50	1.4346	15	71.73	10.7595	82.4895
KZ436	Dr Nkosazana Zuma Municipality	6244090455	4204854881	MSOMI NENSILE	MQATSHENI UNDERBURG KZ	50	1.4346				

KZ436	Dr Nkosazana Zuma Municipality	6348321797	37200254052	MBEJE BAVIKILE AGNES	AMAKUZA UNDERBURG KZN	50	1.4346	15	71.73	10.7595	82.4895
KZ436	Dr Nkosazana Zuma Municipality	6348507597	7130080567	MTHEMBU PHILANI		50	1.4346	15	71.73	10.7595	82.4895
KZ436	Dr Nkosazana Zuma Municipality	6359446592	7132479846	NZIMANDE MAKHOSAZANA	KILMUN S1 UNDERBURG CMC	50	1.4346	15	71.73	10.7595	82.4895
KZ436	Dr Nkosazana Zuma Municipality	6362762817	7132479952	CAKWE NCIQI	KILMUN S1 UNDERBURG CMC	50	1.4346	15	71.73	10.7595	82.4895
KZ436	Dr Nkosazana Zuma Municipality	6362762817	7132479978	NZIMANDE SITHEMBISO	KILMUN S1 UNDERBURG CMC	50	1.4346	15	71.73	10.7595	82.4895
KZ436	Dr Nkosazana Zuma Municipality	6362762817	7132479978	NZIMANDE SITHEMBISO	KILMUN S1 UNDERBURG CMC	50	1.4346	15	71.73	10.7595	82.4895
KZ436	Dr Nkosazana Zuma Municipality	6362762817	4209223793	NGCOBO NCINZIWE	EHLABENI BULWER KZN	50	1.4346	15	71.73	10.7595	82.4895
KZ436	Dr Nkosazana Zuma Municipality	637028255	7130085900	MKHIZE THUTHUKILE	KILMUN S1 UNDERBURG CMC	50	1.4346	15	71.73	10.7595	82.4895
KZ436	Dr Nkosazana Zuma Municipality	637028255	4204854626	MKIZE ROSEMARY	MQATSHENI UNDERBURG KZ	50	1.4346	15	71.73	10.7595	82.4895
KZ436	Dr Nkosazana Zuma Municipality	6373729207	4209222585	DLAMINI SEBENZINI	EHLABENI BULWER KZN	50	1.4346	15	71.73	10.7595	82.4895
KZ436	Dr Nkosazana Zuma Municipality	6387739650	4209222993	MDLANGATHI NTULIZEZWE	EHLABENI BULWER KZN	50	1.4346	15	71.73	10.7595	82.4895
KZ436	Dr Nkosazana Zuma Municipality	6387739650	4127894832	GAMEDE VITALIS	EHLABENI BULWER KZN	50	1.4346	15	71.73	10.7595	82.4895
KZ436	Dr Nkosazana Zuma Municipality	6387199688	7132489696	SHEZI TULE	TRADITIONAL HOUSE	50	1.4346	15	71.73	10.7595	82.4895
KZ436	Dr Nkosazana Zuma Municipality	6390110503	4224942146	MIYA THOLWAPHI	KILMUN S1 UNDERBURG CMC	50	1.4346	15	71.73	10.7595	82.4895
KZ436	Dr Nkosazana Zuma Municipality	6394406266	4236954535	XABA BEATRICE	AMAKUZA UNDERBURG KZN	50	1.4346	15	71.73	10.7595	82.4895
KZ436	Dr Nkosazana Zuma Municipality	6394910170	1081779731	KHUBONI B	TRADITIONAL HOUSE	50	1.4346	15	71.73	10.7595	82.4895
KZ436	Dr Nkosazana Zuma Municipality	6395670114	7130085983	SABELA NOKWENZANI	HOUSE	50	1.4346	15	71.73	10.7595	82.4895
KZ436	Dr Nkosazana Zuma Municipality	6397478474	7130312544	SABELA ZONDEKILE	KILMUN S1 UNDERBURG CMC	50	1.4346	15	71.73	10.7595	82.4895
KZ436	Dr Nkosazana Zuma Municipality	6411706334	4225000043	MNYOSI NGENZENI GENEROSA	KILMUN S1 UNDERBURG CMC	50	1.4346	15	71.73	10.7595	82.4895
KZ436	Dr Nkosazana Zuma Municipality	6411873097	7130284784	KWASABELA BAWINILE	AMAKUZA UNDERBURG KZN	50	1.4346	15	71.73	10.7595	82.4895
KZ436	Dr Nkosazana Zuma Municipality	6435802382	37186057750	NSINDANE ZITHA	KILMUN S1 UNDERBURG CMC	50	1.4346	15	71.73	10.7595	82.4895
KZ436	Dr Nkosazana Zuma Municipality	6442776191	4239661368	CHAQWE ANDREW	KILMUN S1 UNDERBURG CMC	50	1.4346	15	71.73	10.7595	82.4895
KZ436	Dr Nkosazana Zuma Municipality	6446032777	4228192029	MKHIZE THEMBI	MQATSHENI UNDERBURG KZ	50	1.4346	15	71.73	10.7595	82.4895
KZ436	Dr Nkosazana Zuma Municipality	6470478060	4246386298	KHNSA PHINDELENI EPHINA	QULASHE UNDERBURG KZN	50	1.4346	15	71.73	10.7595	82.4895
KZ436	Dr Nkosazana Zuma Municipality	6479029157	4237587668	NGUBANE THOLAKALE MINAH	SIZANENJANA KWABUTHO S1	50	1.4346	15	71.73	10.7595	82.4895
KZ436	Dr Nkosazana Zuma Municipality	6480150547	4237612093	KHENISA BALUNGILE EMMELDA	SIZANENJANA KWABUTHO S1	50	1.4346	15	71.73	10.7595	82.4895
KZ436	Dr Nkosazana Zuma Municipality	6485698585	4237597929	DLAMINI MARGARET ZANELE	SIZANENJANA KWABUTHO S1	50	1.4346	15	71.73	10.7595	82.4895
KZ436	Dr Nkosazana Zuma Municipality	6487388579	4237612041	KHENISA ZIBUYILE ANNATORIA	SIZANENJANA KWABUTHO S1	50	1.4346	15	71.73	10.7595	82.4895
KZ436	Dr Nkosazana Zuma Municipality	6488823201	7062055343	ZULU BAGCINILE	SIZANENJANA KWABUTHO S1	50	1.4346	15	71.73	10.7595	82.4895
KZ436	Dr Nkosazana Zuma Municipality	6491281251	4242625269	MSOMI ROMANUS	TRADITIONAL HOUSE	50	1.4346	15	71.73	10.7595	82.4895
KZ436	Dr Nkosazana Zuma Municipality	6492258982	1081724815	NSIMBI V	MQATSHENI UNDERBURG KZ	50	1.4346	15	71.73	10.7595	82.4895
KZ436	Dr Nkosazana Zuma Municipality	6492694951	4201072164	MUWARA BONGANI	HOUSE	50	1.4346	15	71.73	10.7595	82.4895
KZ436	Dr Nkosazana Zuma Municipality	6499877956	4190205445	MIYA SEBENZANI	MQATSHENI UNDERBURG KZ	50	1.4346	15	71.73	10.7595	82.4895
KZ436	Dr Nkosazana Zuma Municipality	6502315548	4237612066	DLAMINI KHETHENI BEATRICE	TRADITIONAL HOUSE	50	1.4346	15	71.73	10.7595	82.4895
KZ436	Dr Nkosazana Zuma Municipality	6509412969	4237588019	KHANISA BAJARISE GIRLIE	SIZANENJANA KWABUTHO S1	50	1.4346	15	71.73	10.7595	82.4895
KZ436	Dr Nkosazana Zuma Municipality	6510135407	4237606936	KHENISA RICHARD MTHOKOZISI	SIZANENJANA KWABUTHO S1	50	1.4346	15	71.73	10.7595	82.4895
KZ436	Dr Nkosazana Zuma Municipality	6511480920	4237606969	NGUBANE MUNDLELWA	SIZANENJANA KWABUTHO S1	50	1.4346	15	71.73	10.7595	82.4895
KZ436	Dr Nkosazana Zuma Municipality	6532012123	7118616726	CHIYA MDOUDUZI	SIZANENJANA KWABUTHO S1	50	1.4346	15	71.73	10.7595	82.4895
KZ436	Dr Nkosazana Zuma Municipality	6544287213	7031760593	MEMELA SYLVIA	TRADITIONAL HOUSE	50	1.4346	15	71.73	10.7595	82.4895
KZ436	Dr Nkosazana Zuma Municipality	6555184475	4201068881	MBINGWA BONAKALE	TRADITIONAL HOUSE	50	1.4346	15	71.73	10.7595	82.4895
KZ436	Dr Nkosazana Zuma Municipality	6557657056	4254608336	MBONGWA DELU	MQATSHENI UNDERBURG KZ	50	1.4346	15	71.73	10.7595	82.4895
KZ436	Dr Nkosazana Zuma Municipality	6565361715	4236969894	ZULU DERICK	MQATSHENI UNDERBURG KZ	50	1.4346	15	71.73	10.7595	82.4895
KZ436	Dr Nkosazana Zuma Municipality	6568667458	4237587687	TENZA NOKUTHULA CATHERINE	TRADITIONAL HOUSE	50	1.4346	15	71.73	10.7595	82.4895
KZ436	Dr Nkosazana Zuma Municipality	6570540180	3720027878	HLONGWANE NHLANHLA	SIZANENJANA KWABUTHO S1	50	1.4346	15	71.73	10.7595	82.4895
KZ436	Dr Nkosazana Zuma Municipality	6574096052	4237611803	TENZA VITALIS BHEKHEKAYA	MQATSHENI UNDERBURG KZ	50	1.4346	15	71.73	10.7595	82.4895
KZ436	Dr Nkosazana Zuma Municipality	6574984198	7031842193	MTOLO ZONDI	SIZANENJANA KWABUTHO S1	50	1.4346	15	71.73	10.7595	82.4895
KZ436	Dr Nkosazana Zuma Municipality	6576297596	7115634292	MSIYA QANA	TRADITIONAL HOUSE	50	1.4346	15	71.73	10.7595	82.4895
KZ436	Dr Nkosazana Zuma Municipality	6593388949	4201025477	MADIBE MSHIWA	TRADITIONAL HOUSE	50	1.4346	15	71.73	10.7595	82.4895
KZ436	Dr Nkosazana Zuma Municipality	6608480249	4211538568	DLAMINI NTOMBITHINI	MQATSHENI UNDERBURG KZ	50	1.4346	15	71.73	10.7595	82.4895
KZ436	Dr Nkosazana Zuma Municipality	6614423201	4229896309	GAMBU MOSES SIZWE	HLABENI UNDERBURG KZN	50	1.4346	15	71.73	10.7595	82.4895
KZ436	Dr Nkosazana Zuma Municipality	6621986393	4237601952	DIMBA THEMENI VICTORIA	EHLABENI BULWER KZN	50	1.4346	15	71.73	10.7595	82.4895
KZ436	Dr Nkosazana Zuma Municipality	6627406069	7031774677	MUWARA MANTSALI	SIZANENJANA KWABUTHO S1	50	1.4346	15	71.73	10.7595	82.4895
KZ436	Dr Nkosazana Zuma Municipality	6630574936	4237570751	NGCOBO NTOMBI PRECIOUS	Brick House	50	1.4346	15	71.73	10.7595	82.4895
KZ436	Dr Nkosazana Zuma Municipality	6642675051	4237603610	NDOLOVU NTSHENTSHUZE ANTON	SIZANENJANA KWABUTHO S1	50	1.4346	15	71.73	10.7595	82.4895
KZ436	Dr Nkosazana Zuma Municipality	6648905215	4236908234	NGCOBONI NONTULUHEZU	SIZANENJANA KWABUTHO S1	50	1.4346	15	71.73	10.7595	82.4895
KZ436	Dr Nkosazana Zuma Municipality	6649901569	7134615777	MADUNA VINCENT	TRADITIONAL HOUSE	50	1.4346	15	71.73	10.7595	82.4895
KZ436	Dr Nkosazana Zuma Municipality	6650660664	4228179901	SITHOLE JANE THOKOZILE	TRADITIONAL HOUSE	50	1.4346	15	71.73	10.7595	82.4895
KZ436	Dr Nkosazana Zuma Municipality	6652164481	7146379404	NKABANE MISHAKA	SINKONKONKO UNDERBERG I	50	1.4346	15	71.73	10.7595	82.4895
KZ436	Dr Nkosazana Zuma Municipality	6653097180	37186043131	NDOLOVU JOHNSON	TRADITIONAL HOUSE	50	1.4346	15	71.73	10.7595	82.4895
KZ436	Dr Nkosazana Zuma Municipality	6658230113	7158748181	MBANUWA NOZAMANI MARIA	Brick House	50	1.4346	15	71.73	10.7595	82.4895
KZ436	Dr Nkosazana Zuma Municipality	66669201230	4237607033	NDOLOVU BHEKUMUZI CYPRIAN	HLANGANANI	50	1.4346	15	71.73	10.7595	82.4895
KZ436	Dr Nkosazana Zuma Municipality	6679416588	4237611829	MNCWABE BONGANI MTHOKOZISI L	SIZANENJANA KWABUTHO S1	50	1.4346	15	71.73	10.7595	82.4895
KZ436	Dr Nkosazana Zuma Municipality	6695101411	7031759785	NZIMANDE NNANTOMBI	SIZANENJANA KWABUTHO S1	50	1.4346	15	71.73	10.7595	82.4895
KZ436	Dr Nkosazana Zuma Municipality	6695927441	37204504635	DLADLA ZILUNGILE RIFA	TRADITIONAL HOUSE	50	1.4346	15	71.73	10.7595	82.4895
KZ436	Dr Nkosazana Zuma Municipality	6715212750	4203438710	MAJOZI EVANGEL	MQATSHENI UNDERBURG KZ	50	1.4346	15	71.73	10.7595	82.4895
KZ436	Dr Nkosazana Zuma Municipality	6716127700	1077072757	SHOZI SITHO	MQATSHENI UNDERBURG KZ	50	1.4346	15	71.73	10.7595	82.4895
KZ436	Dr Nkosazana Zuma Municipality	6720571831	4214242604	MTHALANE MATHOSHI	Traditional house	50	1.4346	15	71.73	10.7595	82.4895
KZ436	Dr Nkosazana Zuma Municipality	6725293282	4237611951	MAZIBUKO MIMIZA DOROTHY	MQATSHENI UNDERBURG KZ	50	1.4346	15	71.73	10.7595	82.4895
KZ436	Dr Nkosazana Zuma Municipality	6731218166	7158747571	DLUNGWANA ZANDILE MARIA	SIZANENJANA KWABUTHO S1	50	1.4346	15	71.73	10.7595	82.4895
KZ436	Dr Nkosazana Zuma Municipality	6742657960	4237599867	MADIBA NAKENI LUCRECIA	HLANGANANI 3 CREIGHTON I	50	1.4346	15	71.73	10.7595	82.4895
KZ436	Dr Nkosazana Zuma Municipality	6744657960	7119906787	MTOLO THOLAKALE	SIZANENJANA KWABUTHO S1	50	1.4346	15	71.73	10.7595	82.4895
KZ436	Dr Nkosazana Zuma Municipality	6745845596	4201069509	BHENGU NI SZISWENE	NKUMBA BULWER UNDERBERG I	50	1.4346	15	71.73	10.7595	82.4895
KZ436	Dr Nkosazana Zuma Municipality	6745985095	7158752583	DLUNGWANE TIBHI DESOLERIA	MQATSHENI UNDERBURG KZ	50	1.4346	15	71.73	10.7595	82.4895
KZ436	Dr Nkosazana Zuma Municipality	6747373300	7158747522	DLUNGWANE NOMPUJEMLELO	HLANGANANI 3 CREIGHTON I	50	1.4346	15	71.73	10.7595	82.4895
KZ436	Dr Nkosazana Zuma Municipality	6754212318	7031829434	GAMEDE BHEKHEPHI	HLANGANANI 3 CREIGHTON I	50	1.4346	15	71.73	10.7595	82.4895
KZ436	Dr Nkosazana Zuma Municipality	6754241616	4201077502	NDELA SHILO	Traditional House	50	1.4346	15	71.73	10.7595	82.4895
KZ436	Dr Nkosazana Zuma Municipality	6762245505	7158775358	NZIMANDE NOMHLANHLA	STEPMORE	100	1.4346	15	71.73	10.7595	82.4895
KZ436	Dr Nkosazana Zuma Municipality	6763261297	7158747449	DLAMINI MERCY	HLANGANANI 3 CREIGHTON I	50	1.4346	15	143.46	21.519	164.979
KZ436	Dr Nkosazana Zuma Municipality	6767389045	7158730643	DLAMINI MICHAEL	HLANGANANI 3 CREIGHTON I						

K2436	Dr Nkosazana Zuma Municipality	6842285204	7158748595	DLAMINI KUKAKWEZE	HLANGANANI 3 CREIGHTON I	50	1.4346	15	71.73	10.7595	82.4895
K2436	Dr Nkosazana Zuma Municipality	6842847603	7158776752	DLAMINI KHANYISANI BERNARD	HLANGANANI 3 CREIGHTON I	50	1.4346	15	71.73	10.7595	82.4895
K2436	Dr Nkosazana Zuma Municipality	6845700290	4237599305	NDABA NOMSA ANNA	SIZANENJANA KWABUTHO S1	50	1.4346	15	71.73	10.7595	82.4895
K2436	Dr Nkosazana Zuma Municipality	6846294641	4237599271	DLAMINI BUSISIWE DORIS	SIZANENJANA KWABUTHO S1	50	1.4346	15	71.73	10.7595	82.4895
K2436	Dr Nkosazana Zuma Municipality	6847776998	4204852257	BENGU SIPHESIMLE COSMOS	MQATSHENI UNDERBURG KZ	50	1.4346	15	71.73	10.7595	82.4895
K2436	Dr Nkosazana Zuma Municipality	6847776998	4204852257	BENGU SIPHESIMLE COSMOS	MQATSHENI UNDERBURG KZ	50	1.4346	15	71.73	10.7595	82.4895
K2436	Dr Nkosazana Zuma Municipality	6852907102	7158775911	MBANUWA ZUZIWE PRECIOUS	HLANGANANI 3 CREIGHTON I	50	1.4346	15	71.73	10.7595	82.4895
K2436	Dr Nkosazana Zuma Municipality	6853482245	4204852182	MNCWABE ALLOSSA VIRGINIA	MQATSHENI UNDERBURG KZ	50	1.4346	15	71.73	10.7595	82.4895
K2436	Dr Nkosazana Zuma Municipality	6854404603	7158776892	KHUBONE MLANDELI SIXTUS	HLANGANANI 3 CREIGHTON I	50	1.4346	15	71.73	10.7595	82.4895
K2436	Dr Nkosazana Zuma Municipality	6856369246	7158776950	MBANUWA MZOKOLO ALBREY	HLANGANANI 3 CREIGHTON I	50	1.4346	15	71.73	10.7595	82.4895
K2436	Dr Nkosazana Zuma Municipality	6858525009	7158776943	DLAMINI SYLVIA KWENZKILE	HLANGANANI 3 CREIGHTON I	50	1.4346	15	71.73	10.7595	82.4895
K2436	Dr Nkosazana Zuma Municipality	6859345756	4204852232	MAJOZI JOHNSON SIBUSISO	MQATSHENI UNDERBURG KZ	50	1.4346	15	71.73	10.7595	82.4895
K2436	Dr Nkosazana Zuma Municipality	6859345756	4204852232	MAJOZI JOHNSON SIBUSISO	MQATSHENI UNDERBURG KZ	50	1.4346	15	71.73	10.7595	82.4895
K2436	Dr Nkosazana Zuma Municipality	6859482846	7146948687	GCABA THOLAKELE	HLANGANANI 3 CREIGHTON I	50	1.4346	15	71.73	10.7595	82.4895
K2436	Dr Nkosazana Zuma Municipality	6859688789	7158776927	MBANUWA PATRICIA VANACIA	HLANGANANI 3 CREIGHTON I	50	1.4346	15	71.73	10.7595	82.4895
K2436	Dr Nkosazana Zuma Municipality	6859982071	7158747506	MNGUNI NGENGENE FLORINA	HLANGANANI 3 CREIGHTON I	50	1.4346	15	71.73	10.7595	82.4895
K2436	Dr Nkosazana Zuma Municipality	6869930943	7158723093	MTHEMBU MATHETHI	HLANGANANI 3 CREIGHTON I	50	1.4346	15	71.73	10.7595	82.4895
K2436	Dr Nkosazana Zuma Municipality	6870200678	7158747316	TSHEZI BONISWE	HLANGANANI 3 CREIGHTON I	50	1.4346	15	71.73	10.7595	82.4895
K2436	Dr Nkosazana Zuma Municipality	6870770802	7158781877	NZIMANDE BONGINKOSI	HLANGANANI 3 CREIGHTON I	50	1.4346	15	71.73	10.7595	82.4895
K2436	Dr Nkosazana Zuma Municipality	6871284161	7040193513	CELE J	HLANGANANI 3 CREIGHTON I	50	1.4346	15	71.73	10.7595	82.4895
K2436	Dr Nkosazana Zuma Municipality	6872228778	7158744800	NZIMANDE XOLISHE	HLANGANANI 3 CREIGHTON I	50	1.4346	15	71.73	10.7595	82.4895
K2436	Dr Nkosazana Zuma Municipality	687326452	7158723101	NZIMANDE ZIBUYILE	HLANGANANI 3 CREIGHTON I	50	1.4346	15	71.73	10.7595	82.4895
K2436	Dr Nkosazana Zuma Municipality	6874664607	7031777316	SHEZI BUKANI	Brick House	50	1.4346	15	71.73	10.7595	82.4895
K2436	Dr Nkosazana Zuma Municipality	6876704907	4237603909	NGCOBO PHILANI REFUGE	SIZANENJANA KWABUTHO S1	50	1.4346	15	71.73	10.7595	82.4895
K2436	Dr Nkosazana Zuma Municipality	6880756526	7158744818	SOSBO ZIBUYILE	HLANGANANI 3 CREIGHTON I	50	1.4346	15	71.73	10.7595	82.4895
K2436	Dr Nkosazana Zuma Municipality	6886968577	4237604014	NDABA MBUSENI PETROSE	SIZANENJANA KWABUTHO S1	50	1.4346	15	71.73	10.7595	82.4895
K2436	Dr Nkosazana Zuma Municipality	6887289738	4237604006	NDABA BAQHOSHILE ANGELENE	SIZANENJANA KWABUTHO S1	50	1.4346	15	71.73	10.7595	82.4895
K2436	Dr Nkosazana Zuma Municipality	6888298912	3720180085	BUYISIWE DLAMINI	AMAKUZA KILUMUN S1 UNDEI	50	1.4346	15	71.73	10.7595	82.4895
K2436	Dr Nkosazana Zuma Municipality	688934082	3720179975	BONGIWE JILI	AMAKUZA KILUMUN S1 UNDEI	50	1.4346	15	71.73	10.7595	82.4895
K2436	Dr Nkosazana Zuma Municipality	688934082	3720179975	QONUN MAZEDALA	AMAKUZA KILUMUN S1 UNDEI	50	1.4346	15	71.73	10.7595	82.4895
K2436	Dr Nkosazana Zuma Municipality	6890637195	3720179975	KHOLISHE SHOBA	AMAKUZA KILUMUN S1 UNDEI	50	1.4346	15	71.73	10.7595	82.4895
K2436	Dr Nkosazana Zuma Municipality	689049545	4203522000	NGCOBO NOMASANI	MQATSHENI UNDERBURG KZ	50	1.4346	15	71.73	10.7595	82.4895
K2436	Dr Nkosazana Zuma Municipality	6890780898	4237603875	MTHEMBU NYOMBIKAYISE LEOCAD	SIZANENJANA KWABUTHO S1	50	1.4346	15	71.73	10.7595	82.4895
K2436	Dr Nkosazana Zuma Municipality	6892637884	7158771472	NZIMANDE ZINCANYANA PETRONELI	HLANGANANI 3 CREIGHTON I	50	1.4346	15	71.73	10.7595	82.4895
K2436	Dr Nkosazana Zuma Municipality	6894736663	7158781794	MNGUNI NOKUTHULA	HLANGANANI 3 CREIGHTON I	50	1.4346	15	71.73	10.7595	82.4895
K2436	Dr Nkosazana Zuma Municipality	6895326773	7158781745	DLAMINI HOMISTA DIDEKILE	HLANGANANI 3 CREIGHTON I	50	1.4346	15	71.73	10.7595	82.4895
K2436	Dr Nkosazana Zuma Municipality	6901038892	4237570662	GEBASHE NDOMUNUSO ZEPHRA	SIZANENJANA KWABUTHO S1	50	1.4346	15	71.73	10.7595	82.4895
K2436	Dr Nkosazana Zuma Municipality	6901283521	7158782313	DLAMINI SIMANGELE	HLANGANANI 3 CREIGHTON I	50	1.4346	15	71.73	10.7595	82.4895
K2436	Dr Nkosazana Zuma Municipality	6901378152	7158782305	KHUBANI SIPHO EUNUS	HLANGANANI 3 CREIGHTON I	50	1.4346	15	71.73	10.7595	82.4895
K2436	Dr Nkosazana Zuma Municipality	6902484530	2220045628	DLAMINI XOLISHE AGNES	HLANGANANI 3 CREIGHTON I	50	1.4346	15	71.73	10.7595	82.4895
K2436	Dr Nkosazana Zuma Municipality	6905784929	7158782263	MAZEKA CELANI OCTAVIA	HLANGANANI 3 CREIGHTON I	50	1.4346	15	71.73	10.7595	82.4895
K2436	Dr Nkosazana Zuma Municipality	6908385582	4237570670	ZONDO THOLWENI FLORENCIA	SIZANENJANA KWABUTHO S1	50	1.4346	15	71.73	10.7595	82.4895
K2436	Dr Nkosazana Zuma Municipality	6909037391	4236808218	DLAMINI SIPHIWE	TRADITIONAL HOUSE	50	1.4346	15	71.73	10.7595	82.4895
K2436	Dr Nkosazana Zuma Municipality	6910298100	7158748504	DUMISA NONCEMA	HLANGANANI 3 CREIGHTON I	50	1.4346	15	71.73	10.7595	82.4895
K2436	Dr Nkosazana Zuma Municipality	6912232738	7158746565	NZIMANDE ZITHOBILE	HLANGANANI 3 CREIGHTON I	50	1.4346	15	71.73	10.7595	82.4895
K2436	Dr Nkosazana Zuma Municipality	6912234518	4236908085	MBHELE TOPATRICIA	TRADITIONAL HOUSE	50	1.4346	15	71.73	10.7595	82.4895
K2436	Dr Nkosazana Zuma Municipality	6914440775	7158775671	CHANGWA BHANI LAZAROS	HLANGANANI 3 CREIGHTON I	50	1.4346	15	71.73	10.7595	82.4895
K2436	Dr Nkosazana Zuma Municipality	6915562694	7158775432	NZIMANDE THEMBELEHLE PETRUS	HLANGANANI 3 CREIGHTON I	50	1.4346	15	71.73	10.7595	82.4895
K2436	Dr Nkosazana Zuma Municipality	6916068782	7158775440	NZIMANDE NOSHILE ROSEMARY	HLANGANANI 3 CREIGHTON I	50	1.4346	15	71.73	10.7595	82.4895
K2436	Dr Nkosazana Zuma Municipality	6916085000	4190209587	MSIYA LINDIWE	TRADITIONAL HOUSE	50	1.4346	15	71.73	10.7595	82.4895
K2436	Dr Nkosazana Zuma Municipality	6916552377	7158775390	NZIMANDE BEHEKA MOSES	HLANGANANI 3 CREIGHTON I	50	1.4346	15	71.73	10.7595	82.4895
K2436	Dr Nkosazana Zuma Municipality	6918171791	7158723234	DLANGISA THENJIWE	HLANGANANI 3 CREIGHTON I	50	1.4346	15	71.73	10.7595	82.4895
K2436	Dr Nkosazana Zuma Municipality	6918215967	7158746573	DLAMINI CONSTANCIE	HLANGANANI 3 CREIGHTON I	50	1.4346	15	71.73	10.7595	82.4895
K2436	Dr Nkosazana Zuma Municipality	6920434579	7158775655	ZONDI SITEMBOSI GRACE	HLANGANANI 3 CREIGHTON I	50	1.4346	15	71.73	10.7595	82.4895
K2436	Dr Nkosazana Zuma Municipality	6920916540	7158746524	KHUBONE FIKHELEPHI MILDRED	HLANGANANI 3 CREIGHTON I	50	1.4346	15	71.73	10.7595	82.4895
K2436	Dr Nkosazana Zuma Municipality	6921882135	7158776448	KHUBONE ANNA MARIA	HLANGANANI 3 CREIGHTON I	50	1.4346	15	71.73	10.7595	82.4895
K2436	Dr Nkosazana Zuma Municipality	6922556903	7158776489	DLAMINI FMNELLA	HLANGANANI 3 CREIGHTON I	50	1.4346	15	71.73	10.7595	82.4895
K2436	Dr Nkosazana Zuma Municipality	6927867287	4245256799	GAMEDE MILDREDZINI ZIMBLI	HLANGANANI 3 CREIGHTON I	50	1.4346	15	71.73	10.7595	82.4895
K2436	Dr Nkosazana Zuma Municipality	6929135019	4250537971	MAJOZI NOMBUSO	MQATSHENI UNDERBURG KZ	50	1.4346	15	71.73	10.7595	82.4895
K2436	Dr Nkosazana Zuma Municipality	6931371027	4244394807	MOSELEKU SINOQBILE PETRUS	HLANGANANI 3 CREIGHTON I	50	1.4346	15	71.73	10.7595	82.4895
K2436	Dr Nkosazana Zuma Municipality	6932480175	4237613239	MKHIZE CABANGILE	SIZANENJANA KWABUTHO S1	50	1.4346	15	71.73	10.7595	82.4895
K2436	Dr Nkosazana Zuma Municipality	6932480175	4237613239	MKHIZE CABANGILE	SIZANENJANA KWABUTHO S1	50	1.4346	15	71.73	10.7595	82.4895
K2436	Dr Nkosazana Zuma Municipality	6933289276	4204854477	NAKALIBI MAKATSO	MQATSHENI UNDERBURG KZ	50	1.4346	15	71.73	10.7595	82.4895
K2436	Dr Nkosazana Zuma Municipality	6934365293	7158775705	KHUBONE ZANDILE	HLANGANANI 3 CREIGHTON I	50	1.4346	15	71.73	10.7595	82.4895
K2436	Dr Nkosazana Zuma Municipality	6935954298	37198777411	LUSWAZI VERA	HLANGANANI 3 CREIGHTON I	50	1.4346	15	71.73	10.7595	82.4895
K2436	Dr Nkosazana Zuma Municipality	6936330098	7158776505	DLAMINI KHAYILANI	HLANGANANI 3 CREIGHTON I	50	1.4346	15	71.73	10.7595	82.4895
K2436	Dr Nkosazana Zuma Municipality	6936778944	7158746581	KUBONI MOSES MJULUKELWA	HLANGANANI 3 CREIGHTON I	50	1.4346	15	71.73	10.7595	82.4895
K2436	Dr Nkosazana Zuma Municipality	6939073925	4071799912	DLADLA S	HOUSE	50	1.4346	15	71.73	10.7595	82.4895
K2436	Dr Nkosazana Zuma Municipality	6940678054	7158776497	KHUBONE GLORIA BONGI	HLANGANANI 3 CREIGHTON I	50	1.4346	15	71.73	10.7595	82.4895
K2436	Dr Nkosazana Zuma Municipality	6941180707	7158776513	KHUBONE BEATRICE	HLANGANANI 3 CREIGHTON I	50	1.4346	15	71.73	10.7595	82.4895
K2436	Dr Nkosazana Zuma Municipality	6942400527	4237603487	MKHULISI ZILINDILE MARTHA	SIZANENJANA KWABUTHO S1	50	1.4346	15	71.73	10.7595	82.4895
K2436	Dr Nkosazana Zuma Municipality	6948360553	4244394778	MDLADLA BALUNGILE EDISTA	HLANGANANI 3 CREIGHTON I	50	1.4346	15	71.73	10.7595	82.4895
K2436	Dr Nkosazana Zuma Municipality	6949114925	7158775648	KHUBONE CHRISTINA VUYISILE	HLANGANANI 3 CREIGHTON I	50	1.4346	15	71.73	10.7595	82.4895
K2436	Dr Nkosazana Zuma Municipality	6950894726	7134403977	SCHALKWYK JOHN CORNELIUS	HLANGANANI 3 CREIGHTON I	50	1.4346	15	71.73	10.7595	82.4895
K2436	Dr Nkosazana Zuma Municipality	6951589639	7158776869	MBANUWA ZWELIKILE ROMANUS	HLANGANANI 3 CREIGHTON I	50	1.4346	15	71.73	10.7595	82.4895
K2436	Dr Nkosazana Zuma Municipality	6952524411	7158747126	BENGU DUMSANI	HLANGANANI 3 CREIGHTON I	50	1.4346	15	71.73	10.7595	82.4895
K2436	Dr Nkosazana Zuma Municipality	6954683021	7158747134	MAGOSO EUNIC	HLANGANANI 3 CREIGHTON I	50	1.4346	15	71.73	10.7595	82.4895
K2436	Dr Nkosazana Zuma Municipality	6956015500	7158747142	DLAMINI SIBONGO	HLANGANANI 3 CREIGHTON I	50	1.4346	15	71		

K2436	Dr Nkosazana Zuma Municipality	6990116853	7158682752 MZIZI KHANYISILE GLADYS	HLANGANANI 3 CREIGHTON I	50	1.4346	15	71.73	10.7595	82.4895
K2436	Dr Nkosazana Zuma Municipality	699282948	7158747738 MBANJWA NTOMBIFIKILE GLORIA	HLANGANANI 3 CREIGHTON I	50	1.4346	15	71.73	10.7595	82.4895
K2436	Dr Nkosazana Zuma Municipality	6993078235	4244392611 ZULU CIYA	HLANGANANI S1 IXOPO KZAZI	50	1.4346	15	71.73	10.7595	82.4895
K2436	Dr Nkosazana Zuma Municipality	6999984302	7158730551 MADONDA THENJWE	HLANGANANI 3 CREIGHTON I	50	1.4346	15	71.73	10.7595	82.4895
K2436	Dr Nkosazana Zuma Municipality	7001449237	7158730601 JILI BUYISIWE	HLANGANANI 3 CREIGHTON I	50	1.4346	15	71.73	10.7595	82.4895
K2436	Dr Nkosazana Zuma Municipality	7001612950	7158730569 DLANGISA WINILE	HLANGANANI 3 CREIGHTON I	50	1.4346	15	71.73	10.7595	82.4895
K2436	Dr Nkosazana Zuma Municipality	7002528377	37200253088 DLAMINI NOMVELO	HLANGANANI 3 CREIGHTON I	50	1.4346	15	71.73	10.7595	82.4895
K2436	Dr Nkosazana Zuma Municipality	7004345813	7158782537 SHEZI ZANELE	HLANGANANI 3 CREIGHTON I	50	1.4346	15	71.73	10.7595	82.4895
K2436	Dr Nkosazana Zuma Municipality	7004634111	7158782545 MVELASE NOKUTHULA CYWETHA	HLANGANANI 3 CREIGHTON I	50	1.4346	15	71.73	10.7595	82.4895
K2436	Dr Nkosazana Zuma Municipality	7005419533	7158748629 MBANJWA MZIBENI MZWEWENKOS	HLANGANANI 3 CREIGHTON I	50	1.4346	15	71.73	10.7595	82.4895
K2436	Dr Nkosazana Zuma Municipality	7006987783	7158748686 MBANJWA ZAMEKILE BUZEKILE	HLANGANANI 3 CREIGHTON I	50	1.4346	15	71.73	10.7595	82.4895
K2436	Dr Nkosazana Zuma Municipality	7009167258	4227948751 MTOLO ZWELEFANA	TRADITIONAL HOUSE	50	1.4346	15	71.73	10.7595	82.4895
K2436	Dr Nkosazana Zuma Municipality	7010011915	7158781778 DLAMINI LINDIWE THEODONISO	HLANGANANI 3 CREIGHTON I	50	1.4346	15	71.73	10.7595	82.4895
K2436	Dr Nkosazana Zuma Municipality	7012692991	4237597010 MTHEMBU MUSA	SIZANENJANA KWABUTHO S1	50	1.4346	15	71.73	10.7595	82.4895
K2436	Dr Nkosazana Zuma Municipality	7012847371	7031774586 HLANGULELA HENDRY	Brick House	50	1.4346	15	71.73	10.7595	82.4895
K2436	Dr Nkosazana Zuma Municipality	7015054549	7158747233 DLAMINI SOZIPHILA	HLANGANANI 3 CREIGHTON I	50	1.4346	15	71.73	10.7595	82.4895
K2436	Dr Nkosazana Zuma Municipality	7018558886	7158737887 MBANJWA MIDIDIYI	HLANGANANI 3 CREIGHTON I	50	1.4346	15	71.73	10.7595	82.4895
K2436	Dr Nkosazana Zuma Municipality	7020400365	7158747480 MAGOSO MLUNGISI CHRISTOPHER	HLANGANANI 3 CREIGHTON I	50	1.4346	15	71.73	10.7595	82.4895
K2436	Dr Nkosazana Zuma Municipality	7021225799	4237597051 KHATHI BONISILE OCTAVIA	SIZANENJANA KWABUTHO S1	50	1.4346	15	71.73	10.7595	82.4895
K2436	Dr Nkosazana Zuma Municipality	7022790663	7158781869 MBANJWA SENZO	HLANGANANI 3 CREIGHTON I	50	1.4346	15	71.73	10.7595	82.4895
K2436	Dr Nkosazana Zuma Municipality	7023194796	4237582442 PHUNGUWA BAFANA ALBERT	SIZANENJANA KWABUTHO S1	50	1.4346	15	71.73	10.7595	82.4895
K2436	Dr Nkosazana Zuma Municipality	7023902490	4237582434 MNCWABE MZOCHITHWAYO MUNTI	SIZANENJANA KWABUTHO S1	50	1.4346	15	71.73	10.7595	82.4895
K2436	Dr Nkosazana Zuma Municipality	7032345140	7158771357 DLAMINI PATRICIA MTOMBEHLILE	HLANGANANI 3 CREIGHTON I	50	1.4346	15	71.73	10.7595	82.4895
K2436	Dr Nkosazana Zuma Municipality	7033178090	4237597069 MNCWABE ELIZABETH NCENGENI	SIZANENJANA KWABUTHO S1	50	1.4346	15	71.73	10.7595	82.4895
K2436	Dr Nkosazana Zuma Municipality	7041917043	7158747415 ZIKODE NTOMBENGA FELANI	HLANGANANI 3 CREIGHTON I	50	1.4346	15	71.73	10.7595	82.4895
K2436	Dr Nkosazana Zuma Municipality	7045341023	7158744610 ZIKODE BABONGILE FLORENCE	HLANGANANI 3 CREIGHTON I	50	1.4346	15	71.73	10.7595	82.4895
K2436	Dr Nkosazana Zuma Municipality	7049382765	7158744552 LINDA THANDOKWAKE	HLANGANANI 3 CREIGHTON I	50	1.4346	15	71.73	10.7595	82.4895
K2436	Dr Nkosazana Zuma Municipality	7051913296	7046835604 HLONGWANE GEKEKE PAULOS	HSE	50	1.4346	15	71.73	10.7595	82.4895
K2436	Dr Nkosazana Zuma Municipality	7052570591	4237607702 NGCOBO NDINDIGILI IREN	SIZANENJANA KWABUTHO S1	50	1.4346	15	71.73	10.7595	82.4895
K2436	Dr Nkosazana Zuma Municipality	7054213919	7158775796 DLAMINI BONGIWE SLINDILE	HLANGANANI 3 CREIGHTON I	50	1.4346	15	71.73	10.7595	82.4895
K2436	Dr Nkosazana Zuma Municipality	7055437641	4204729091 NOTHOLIA HAPPINESS	HLANGANANI 3 CREIGHTON I	50	1.4346	15	71.73	10.7595	82.4895
K2436	Dr Nkosazana Zuma Municipality	7063511291	7158775739 MBANJWA NCAMISILE FLORENCE	HLANGANANI 3 CREIGHTON I	50	1.4346	15	71.73	10.7595	82.4895
K2436	Dr Nkosazana Zuma Municipality	7067041036	7158776968 MBANJWA SANDILE JUSTICE	HLANGANANI 3 CREIGHTON I	50	1.4346	15	71.73	10.7595	82.4895
K2436	Dr Nkosazana Zuma Municipality	7070777748	4237571348 XASIBA MZAKHWE AMBROSE	MGWABABEBI ENKELEBANTV	50	1.4346	15	71.73	10.7595	82.4895
K2436	Dr Nkosazana Zuma Municipality	7074254081	4237607207 MFOKENG TESSA	MGWABABEBI ENKELEBANTV	50	1.4346	15	71.73	10.7595	82.4895
K2436	Dr Nkosazana Zuma Municipality	7078148899	7158748876 MBANJWA NOMMATIELI	HLANGANANI 3 CREIGHTON I	50	1.4346	15	71.73	10.7595	82.4895
K2436	Dr Nkosazana Zuma Municipality	7079160579	7158782370 MNGUNI HLENGIWE PRINCESS	HLANGANANI 3 CREIGHTON I	50	1.4346	15	71.73	10.7595	82.4895
K2436	Dr Nkosazana Zuma Municipality	7083492353	4129618726 NGCOBO M	HOUSE	50	1.4346	15	71.73	10.7595	82.4895
K2436	Dr Nkosazana Zuma Municipality	7084818294	7031776797 MNCWABE EUVONNE	Brick House	50	1.4346	15	71.73	10.7595	82.4895
K2436	Dr Nkosazana Zuma Municipality	7088009554	7158748849 MBANJWA SEBENZANI EMANCENZI	HLANGANANI 3 CREIGHTON I	50	1.4346	15	71.73	10.7595	82.4895
K2436	Dr Nkosazana Zuma Municipality	7096436639	7158720552 MBANJWA SUMUMILE	HLANGANANI 3 CREIGHTON I	50	1.4346	15	71.73	10.7595	82.4895
K2436	Dr Nkosazana Zuma Municipality	7098288705	7052357501 ZULU SIBONGILE	TRADITIONAL HOUSE	50	1.4346	15	71.73	10.7595	82.4895
K2436	Dr Nkosazana Zuma Municipality	7099509733	4237604402 ZONDO MBONGENI JAMES	SIZANENJANA KWABUTHO S1	50	1.4346	15	71.73	10.7595	82.4895
K2436	Dr Nkosazana Zuma Municipality	7099541872	7158720511 DLAMINI MADELENI PAULUS	HLANGANANI 3 CREIGHTON I	50	1.4346	15	71.73	10.7595	82.4895
K2436	Dr Nkosazana Zuma Municipality	7101133176	4237604378 MNCWABE NECTARBPHEMUKILE	SIZANENJANA KWABUTHO S1	50	1.4346	15	71.73	10.7595	82.4895
K2436	Dr Nkosazana Zuma Municipality	7102497326	7158720479 MBANJWA FUNDOKWAKE WELCOMI	HLANGANANI 3 CREIGHTON I	50	1.4346	15	71.73	10.7595	82.4895
K2436	Dr Nkosazana Zuma Municipality	7103925651	7031840882 MDLADLA BHEKIZITHA	TRADITIONAL HOUSE	50	1.4346	15	71.73	10.7595	82.4895
K2436	Dr Nkosazana Zuma Municipality	7112246504	4237958857 MKHULISI INTOMBI	SIZANENJANA KWABUTHO S1	50	1.4346	15	71.73	10.7595	82.4895
K2436	Dr Nkosazana Zuma Municipality	7113796005	7158775754 MBANJWA NOMAKHOSI ANNA	HLANGANANI 3 CREIGHTON I	50	1.4346	15	71.73	10.7595	82.4895
K2436	Dr Nkosazana Zuma Municipality	7114519505	37202760247 MBANJWA ZANELE	HLANGANANI 3 CREIGHTON I	50	1.4346	15	71.73	10.7595	82.4895
K2436	Dr Nkosazana Zuma Municipality	7117136721	7158777214 MBANJWA XOLISILE	HLANGANANI 3 CREIGHTON I	50	1.4346	15	71.73	10.7595	82.4895
K2436	Dr Nkosazana Zuma Municipality	7121743755	7158775762 MBANJWA ERNEST	HLANGANANI 3 CREIGHTON I	50	1.4346	15	71.73	10.7595	82.4895
K2436	Dr Nkosazana Zuma Municipality	7122325528	7158777123 MBANJWA NANA THEODORE	HLANGANANI 3 CREIGHTON I	50	1.4346	15	71.73	10.7595	82.4895
K2436	Dr Nkosazana Zuma Municipality	7122673591	7158747910 MAGDALENA JOSILE FLORENCE	HLANGANANI 3 CREIGHTON I	50	1.4346	15	71.73	10.7595	82.4895
K2436	Dr Nkosazana Zuma Municipality	7124418225	7158775598 MAGOSO ANNIE	HLANGANANI 3 CREIGHTON I	50	1.4346	15	71.73	10.7595	82.4895
K2436	Dr Nkosazana Zuma Municipality	7127106140	7119904352 SIMELANE SIYANDA	ENKLEBANTWANA S1 BULW	50	1.4346	15	71.73	10.7595	82.4895
K2436	Dr Nkosazana Zuma Municipality	7133179763	7158775549 MBANJWA ZUMEKILE	HLANGANANI 3 CREIGHTON I	50	1.4346	15	71.73	10.7595	82.4895
K2436	Dr Nkosazana Zuma Municipality	7142643977	7158731120 NDWALANE BONGANI SIMON	HLANGANANI 3 CREIGHTON I	50	1.4346	15	71.73	10.7595	82.4895
K2436	Dr Nkosazana Zuma Municipality	7143385192	7158748157 NDWALANE LANDIWE PROTASIA	HLANGANANI 3 CREIGHTON I	50	1.4346	15	71.73	10.7595	82.4895
K2436	Dr Nkosazana Zuma Municipality	7144091528	7158747225 MBANJWA THULELENI	HLANGANANI 3 CREIGHTON I	50	1.4346	15	71.73	10.7595	82.4895
K2436	Dr Nkosazana Zuma Municipality	7146326833	4209225004 DLAMINI MKHETHENI	EHLABENI BULWER KZN	50	1.4346	15	71.73	10.7595	82.4895
K2436	Dr Nkosazana Zuma Municipality	7146786806	7158747282 ZUMA LANDIWE ANNATORIA	HLANGANANI 3 CREIGHTON I	50	1.4346	15	71.73	10.7595	82.4895
K2436	Dr Nkosazana Zuma Municipality	7147339274	7158747027 ZUMA PRESILLA	HLANGANANI 3 CREIGHTON I	50	1.4346	15	71.73	10.7595	82.4895
K2436	Dr Nkosazana Zuma Municipality	7154082135	7158682612 MBANJWA SIPHO	HLANGANANI 3 CREIGHTON I	50	1.4346	15	71.73	10.7595	82.4895
K2436	Dr Nkosazana Zuma Municipality	7158254317	7158748140 MBANJWA SIBONGISEWE	HLANGANANI 3 CREIGHTON I	50	1.4346	15	71.73	10.7595	82.4895
K2436	Dr Nkosazana Zuma Municipality	7159123888	7158776257 LANGA MTHOKOZISI D	HLANGANANI 3 CREIGHTON I	50	1.4346	15	71.73	10.7595	82.4895
K2436	Dr Nkosazana Zuma Municipality	7161347515	7158682687 NDWALANE GOONNESS	HLANGANANI 3 CREIGHTON I	50	1.4346	15	71.73	10.7595	82.4895
K2436	Dr Nkosazana Zuma Municipality	7162000762	4177279573 NDLOVU NOMAKHWEZI	TRADITIONAL HOUSE	50	1.4346	15	71.73	10.7595	82.4895
K2436	Dr Nkosazana Zuma Municipality	7172476912	7158747084 LANGA KHOLISWE	HLANGANANI 3 CREIGHTON I	50	1.4346	15	71.73	10.7595	82.4895
K2436	Dr Nkosazana Zuma Municipality	7172934200	7158781885 DLAMINI FULANI	HLANGANANI 3 CREIGHTON I	50	1.4346	15	71.73	10.7595	82.4895
K2436	Dr Nkosazana Zuma Municipality	7174614624	37200348508 NDWALANE PRISCA BONGEKILE	HLANGANANI 3 CREIGHTON I	50	1.4346	15	71.73	10.7595	82.4895
K2436	Dr Nkosazana Zuma Municipality	7175281908	7158776588 ZONDI NOMCWANE	HLANGANANI 3 CREIGHTON I	50	1.4346	15	71.73	10.7595	82.4895
K2436	Dr Nkosazana Zuma Municipality	7177042565	7158776588 SHELEMBE BAKHETHILE	HLANGANANI 3 CREIGHTON I	50	1.4346	15	71.73	10.7595	82.4895
K2436	Dr Nkosazana Zuma Municipality	7178392057	7158747076 NIJO TAMMY	HLANGANANI 3 CREIGHTON I	50	1.4346	15	71.73	10.7595	82.4895
K2436	Dr Nkosazana Zuma Municipality	7181675675	7158776547 DLAMINI THULELENI	HLANGANANI 3 CREIGHTON I	50	1.4346	15	71.73	10.7595	82.4895
K2436	Dr Nkosazana Zuma Municipality	7184730577	7158776604 NDWALANE SENZKA NICHODEMA	HLANGANANI 3 CREIGHTON I	50	1.4346	15	71.73	10.7595	82.4895
K2436	Dr Nkosazana Zuma Municipality	7185129556	7158776547 GAMEDZE ZIDELISANI	HLANGANANI 3 CREIGHTON I	50	1.4346	15	71.73	10.7595	82.4895
K2436	Dr Nkosazana Zuma Municipality	7189942437	4237608874 MALEVU SITHEMBISO PENNINGTON	SIZANENJANA KWABUTHO S1	50	1.4346	15	71.73	10.7595	82.4895
K2436	Dr Nkosazana Zuma Municipality	7197163256	7158744719 MHLONGO THULISILE ANNATORIA	HLANGANANI 3 CREIGHTON I	50	1.4346	15	71.73	10.7595	82.4895
K2436	Dr Nkosazana Zuma Municipality	7197902936	7158744693 SOWELA NOSHPOHO A	HLANGANANI 3 CREIGHTON I	50	1.4346	15	71.73	10.7595	82.4895
K2436	Dr Nkosazana Zuma Municipality	7205260333	7158744644 SOSIBO HEMRIETTA SINDISWE	HLANGANANI 3 CREIGHTON I	50	1.4346	15	71.73	10.7595	82.4895
K2436	Dr Nkosazana Zuma Municipality	7205891079	7158744628 SOSIBO MAKHOSAZANA VAKASHILE	HLANGANANI 3 CREIGHTON I	50	1.4346	15	71.73	10.7595	82.4895
K2436	Dr Nkosazana Zuma Municipality	7210124087	7158781679 MOKUBUNA BUSISIWE NONORATHA	HLANGANANI 3 CREIGHTON I	50	1.4346	15	71.73	10.7595	82.4895
K2436	Dr Nkosazana Zuma Municipality	7212892696	7158720636 ZULU BHEKIMPI DANIEL	HLANGANANI 3 CREIGHTON I	50	1.4346	15	71.73	10.7595	82.4895
K2436	Dr Nkosazana Zuma Municipality	7214824477	7158737952 LANGA KHONZEPHI MARTHA	HLANGANANI 3 CREIGHTON I	50	1.4346	15	71.73	10.7595	82.4895
K2436	Dr Nkosazana Zuma Municipality	7215225190	4237607959 MAZIBUKO CHITHIBANDLA MICHAEL	SIZANENJANA KWABUTHO S1	50	1.4346	15	71.73	10.7595	82.4895
K2436	Dr Nkosazana Zuma Municipality	7215419649	7158781737 ZUMA PHATHEKILE PELAGRINA	HLANGANANI 3 CREIGHTON I	50	1.4346	15	71.73	10.7595	82.4895
K2436	Dr Nkosazana Zuma Municipality	7217543889	7158730528 MSHENGU THULELENI MARGARET	HLANGANANI 3 CREIGHTON I	50	1.4346	15	71.73	10.7595	82.4895
K2436	Dr Nkos									

KZ436	Dr Nkosazana Zuma Municipality	7257333627	4237597614 MWELASE ZODWA EDISTA	SIZANENJANA KWABUTHO S1	50	1.4346	15	71.73	10.7595	82.4895
KZ436	Dr Nkosazana Zuma Municipality	7251738437	37197906151 SOSIBO ZININGI PROMISE	BHATHINI	50	1.4346	15	71.73	10.7595	82.4895
KZ436	Dr Nkosazana Zuma Municipality	7252119678	37197905476 SOSIBO NTO BADUSILE	BHATHINI	50	1.4346	15	71.73	10.7595	82.4895
KZ436	Dr Nkosazana Zuma Municipality	7260613323	4237977675 NIULO MATHULUZA	BRICK HOUSE SIBIZANE	50	1.4346	15	71.73	10.7595	82.4895
KZ436	Dr Nkosazana Zuma Municipality	7262707017	37197905740 SOSIBO DAMU SEMZENI	BHATHINI	50	1.4346	15	71.73	10.7595	82.4895
KZ436	Dr Nkosazana Zuma Municipality	7261653991	37197912860 JAMA JABULILE EUNICE	SIZANENJANA KWABUTHO S1	50	1.4346	15	71.73	10.7595	82.4895
KZ436	Dr Nkosazana Zuma Municipality	7270862686	4237582806 CELE SFISO MOSES	BHATHINI	50	1.4346	15	71.73	10.7595	82.4895
KZ436	Dr Nkosazana Zuma Municipality	7273945210	37197905781 MAJILA SANELE	BHATHINI	50	1.4346	15	71.73	10.7595	82.4895
KZ436	Dr Nkosazana Zuma Municipality	7271374444	37197905633 JAMA KHATHAZILE	BHATHINI	50	1.4346	15	71.73	10.7595	82.4895
KZ436	Dr Nkosazana Zuma Municipality	7274657934	4190209611 MAKHANYA THOKOZILE	TRADITIONAL HOUSE	50	1.4346	15	71.73	10.7595	82.4895
KZ436	Dr Nkosazana Zuma Municipality	7279556900	37197913009 SHEZI SIYABONGA MZWANDLE	BHATHINI	50	1.4346	15	71.73	10.7595	82.4895
KZ436	Dr Nkosazana Zuma Municipality	7279045509	37197912928 JAMA FIHLWEPHI MARGARET	BHATHINI	50	1.4346	15	71.73	10.7595	82.4895
KZ436	Dr Nkosazana Zuma Municipality	7281436205	37197907159 DLAMINI BONGEKILE	NSIMBINI	50	1.4346	15	71.73	10.7595	82.4895
KZ436	Dr Nkosazana Zuma Municipality	7283526946	37197907126 MEMELA DUMSILE PROTASIA	NSIMBINI	50	1.4346	15	71.73	10.7595	82.4895
KZ436	Dr Nkosazana Zuma Municipality	7286363121	4237605177 ZONDO MTHEMBU VITUS	SIZANENJANA KWABUTHO S1	50	1.4346	15	71.73	10.7595	82.4895
KZ436	Dr Nkosazana Zuma Municipality	7295242350	1076298130 NIULO MATHULUZA	SHACK	50	1.4346	15	71.73	10.7595	82.4895
KZ436	Dr Nkosazana Zuma Municipality	7291682412	37197903224 MADONDA KHOLISILE	HLANGANANI	50	1.4346	15	71.73	10.7595	82.4895
KZ436	Dr Nkosazana Zuma Municipality	7297693627	4237600632 MNDAWENI PHUMAZILE LIZAH	SIZANENJANA KWABUTHO S1	50	1.4346	15	71.73	10.7595	82.4895
KZ436	Dr Nkosazana Zuma Municipality	7298675274	37197907100 DLAMINI THOMOLOZA	HLANGANANI	50	1.4346	15	71.73	10.7595	82.4895
KZ436	Dr Nkosazana Zuma Municipality	7302159919	37197906250 MADONDA MKHEKHELEZI	HLANGANANI	50	1.4346	15	71.73	10.7595	82.4895
KZ436	Dr Nkosazana Zuma Municipality	7307117663	37197906243 DLAMINI LINDANI	HLANGANANI	50	1.4346	15	71.73	10.7595	82.4895
KZ436	Dr Nkosazana Zuma Municipality	7308198452	37197906409 JILI BAVUMILE	HLANGANANI	50	1.4346	15	71.73	10.7595	82.4895
KZ436	Dr Nkosazana Zuma Municipality	7339103528	7134616213 KHESWA DAVID	JUNCTION ELECTRIFICATION	50	1.4346	15	71.73	10.7595	82.4895
KZ436	Dr Nkosazana Zuma Municipality	7339149643	4237607056 MIYA NGAKHEPHI NGENZENI	SIZANENJANA KWABUTHO S1	50	1.4346	15	71.73	10.7595	82.4895
KZ436	Dr Nkosazana Zuma Municipality	7361667301	7031789832 MCOLEFE MATTY	Brick House	50	1.4346	15	71.73	10.7595	82.4895
KZ436	Dr Nkosazana Zuma Municipality	7365689031	4237607074 DLUDLU MKHASHWA PHILLIP	SIZANENJANA KWABUTHO S1	50	1.4346	15	71.73	10.7595	82.4895
KZ436	Dr Nkosazana Zuma Municipality	7369740550	4237604345 MKHULISI NOMATHEMBU PHILPA	SIZANENJANA KWABUTHO S1	50	1.4346	15	71.73	10.7595	82.4895
KZ436	Dr Nkosazana Zuma Municipality	7389984424	7118616809 DLAMINI MATUNDA	TRADITIONAL HOUSE	50	1.4346	15	71.73	10.7595	82.4895
KZ436	Dr Nkosazana Zuma Municipality	7407778142	4237960432 MAZIBUKO HLAMUKILE ANNATORIA	SIZANENJANA KWABUTHO S1	50	1.4346	15	71.73	10.7595	82.4895
KZ436	Dr Nkosazana Zuma Municipality	7414046272	4237571114 MKHULISE NOKO	SIZANENJANA KWABUTHO S1	50	1.4346	15	71.73	10.7595	82.4895
KZ436	Dr Nkosazana Zuma Municipality	7421302439	4237596152 NDLOVU MPATHONI SIPHIWE	SIZANENJANA KWABUTHO S1	50	1.4346	15	71.73	10.7595	82.4895
KZ436	Dr Nkosazana Zuma Municipality	7424361231	7047004564 DLAMINI MORRIS	NKWAZELA BULWER KZN	50	1.4346	15	71.73	10.7595	82.4895
KZ436	Dr Nkosazana Zuma Municipality	7424519082	4228190544 MEMELA LONDIWE	QLASHES UNDERBURG KZN	50	1.4346	15	71.73	10.7595	82.4895
KZ436	Dr Nkosazana Zuma Municipality	7429009031	4207675945 SHABALALA SOPHENI	TRADITIONAL HOUSE	50	1.4346	15	71.73	10.7595	82.4895
KZ436	Dr Nkosazana Zuma Municipality	7432768730	7066815189 HLANGEBI ROSE	Brick House	50	1.4346	15	71.73	10.7595	82.4895
KZ436	Dr Nkosazana Zuma Municipality	7435664844	4228190536 ZONDI ZOLLIE	QLASHES UNDERBURG KZN	50	1.4346	15	71.73	10.7595	82.4895
KZ436	Dr Nkosazana Zuma Municipality	7438340099	7124302329 BEKWA SEBENZANI	TRADITIONAL HOUSE	50	1.4346	15	71.73	10.7595	82.4895
KZ436	Dr Nkosazana Zuma Municipality	7441176824	4237605888 MAZIBUKO GLADNESS NOMATHAME	SIZANENJANA KWABUTHO S1	50	1.4346	15	71.73	10.7595	82.4895
KZ436	Dr Nkosazana Zuma Municipality	7441274785	4237605854 MAZIBUKO SLINDILE WENDY	SIZANENJANA KWABUTHO S1	50	1.4346	15	71.73	10.7595	82.4895
KZ436	Dr Nkosazana Zuma Municipality	7442978796	4237606142 MAZIBUKO MKHEKHELEZI FREDRICK	SIZANENJANA KWABUTHO S1	50	1.4346	15	71.73	10.7595	82.4895
KZ436	Dr Nkosazana Zuma Municipality	7454045930	4153051372 DLAMINI BHEKI	TRADITIONAL HOUSE	50	1.4346	15	71.73	10.7595	82.4895
KZ436	Dr Nkosazana Zuma Municipality	7461447304	4133924649 JILI KHANYISILE FLORENCE	HOUSE	50	1.4346	15	71.73	10.7595	82.4895
KZ436	Dr Nkosazana Zuma Municipality	7462912912	7047096370 DLAMINI NGENAMUNTU	NKWAZELA BULWER KZN	50	1.4346	15	71.73	10.7595	82.4895
KZ436	Dr Nkosazana Zuma Municipality	7463249101	7031844120 KHUBONE ROBERT	TRADITIONAL HOUSE	50	1.4346	15	71.73	10.7595	82.4895
KZ436	Dr Nkosazana Zuma Municipality	7469702612	7032367851 BHENGU MZANYUMA	Traditional house	50	1.4346	15	71.73	10.7595	82.4895
KZ436	Dr Nkosazana Zuma Municipality	7475114417	4171833777 NZIMANDE VUSUMUZI	MDAYANA	50	1.4346	15	71.73	10.7595	82.4895
KZ436	Dr Nkosazana Zuma Municipality	7476542920	7040184603 ZULU MSAWENKOSI ARMSTRONG	HLANGANANI	50	1.4346	15	71.73	10.7595	82.4895
KZ436	Dr Nkosazana Zuma Municipality	7478565223	4237612116 MKHULISE NONYAMEZELO EVELYN	SIZANENJANA KWABUTHO S1	50	1.4346	15	71.73	10.7595	82.4895
KZ436	Dr Nkosazana Zuma Municipality	7481828152	4237587227 MTHEMBU NOKUKHANYA ETHEL	SIZANENJANA KWABUTHO S1	50	1.4346	15	71.73	10.7595	82.4895
KZ436	Dr Nkosazana Zuma Municipality	7482215517	4237596186 MTHEMBU THABANE GOUGEN	SIZANENJANA KWABUTHO S1	50	1.4346	15	71.73	10.7595	82.4895
KZ436	Dr Nkosazana Zuma Municipality	7488290205	4237599537 MTHEMBU SWELENI DUMAZILE		50	1.4346	15	71.73	10.7595	82.4895
KZ436	Dr Nkosazana Zuma Municipality	7488998285	7031343606 BEKWA MDINGI	TRADITIONAL HOUSE	50	1.4346	15	71.73	10.7595	82.4895
KZ436	Dr Nkosazana Zuma Municipality	7507629154	4236955334 ZULU FLORENA	TRADITIONAL HOUSE	50	1.4346	15	71.73	10.7595	82.4895
KZ436	Dr Nkosazana Zuma Municipality	7528705480	4224989885 MAY BUSISIWE BEAUTY	AMAKUZA UNDERBURG KZN	50	1.4346	15	71.73	10.7595	82.4895
KZ436	Dr Nkosazana Zuma Municipality	7530656325	7130265585 MDLADLA NGQOMBO	TRADITIONAL HOUSE	50	1.4346	15	71.73	10.7595	82.4895
KZ436	Dr Nkosazana Zuma Municipality	7551768778	4224851859 VICTOR ZONDI	AMAKUZA S1 KZN OU	50	1.4346	15	71.73	10.7595	82.4895
KZ436	Dr Nkosazana Zuma Municipality	7556177613	4224999419 SIBETHA NONKONZO OCTEVIA	AMAKHUZE UNDERBURG KZN	50	1.4346	15	71.73	10.7595	82.4895
KZ436	Dr Nkosazana Zuma Municipality	7558146298	37197908199 MTHEMBU NTKOZOZO	QLASHES UNDERBURG KZN	50	1.4346	15	71.73	10.7595	82.4895
KZ436	Dr Nkosazana Zuma Municipality	7564995193	37202445278 ZULU PATRICIA	TRADITIONAL HOUSE	50	1.4346	15	71.73	10.7595	82.4895
KZ436	Dr Nkosazana Zuma Municipality	7568049464	37197906029 SHEZI SIKHE	QLASHES UNDERBURG KZN	50	1.4346	15	71.73	10.7595	82.4895
KZ436	Dr Nkosazana Zuma Municipality	7568815773	4185756972 DLAMINI KOKANI	TRADITIONAL HOUSE	50	1.4346	15	71.73	10.7595	82.4895
KZ436	Dr Nkosazana Zuma Municipality	7563988887	37197908058 SHEZI EMMAQUATE	QLASHES UNDERBURG KZN	50	1.4346	15	71.73	10.7595	82.4895
KZ436	Dr Nkosazana Zuma Municipality	7570364041	4228188253 DLAMINI CRESENTIA BUZANI	AMAKHUZE UNDERBURG KZN	50	1.4346	15	71.73	10.7595	82.4895
KZ436	Dr Nkosazana Zuma Municipality	7573942890	4228190775 ZONDI THOKOZILE	QLASHES UNDERBURG KZN	50	1.4346	15	71.73	10.7595	82.4895
KZ436	Dr Nkosazana Zuma Municipality	7585606479	7051758548 MIYA PHUMZILE	TRADITIONAL HOUSE	50	1.4346	15	71.73	10.7595	82.4895
KZ436	Dr Nkosazana Zuma Municipality	7592362750	4224993883 CHAGWE BHUNGU ALFOS	AMAKUZA UNDERBURG KZN	50	1.4346	15	71.73	10.7595	82.4895
KZ436	Dr Nkosazana Zuma Municipality	7593694974	7046909789 MEMELA SYLVIA	NKWAZELA BULWER KZN	50	1.4346	15	71.73	10.7595	82.4895
KZ436	Dr Nkosazana Zuma Municipality	7598049410	4237984002 ZONDO ZITOKILE	SIZANENJANA KWABUTHO S1	50	1.4346	15	71.73	10.7595	82.4895
KZ436	Dr Nkosazana Zuma Municipality	7598931472	4254455563 DLAMINI MFANO	HLANGANANI 4 UNDERBERG	50	1.4346	15	71.73	10.7595	82.4895
KZ436	Dr Nkosazana Zuma Municipality	7599508102	4225019050 DLANGISA CACSILE MAVISA	AMAKHUZE UNDERBURG KZN	50	1.4346	15	71.73	10.7595	82.4895
KZ436	Dr Nkosazana Zuma Municipality	7599659319	4230349997 MTOLO ZINCANE CARISTA		50	1.4346	15	71.73	10.7595	82.4895
KZ436	Dr Nkosazana Zuma Municipality	7605390286	7031828960 XABA AGNES	TRADITIONAL HOUSE	50	1.4346	15	71.73	10.7595	82.4895
KZ436	Dr Nkosazana Zuma Municipality	7622451155	37202771616 ZONDI THEMBI MAUREEN	QLASHES S1 UNDERBERG CN	50	1.4346	15	71.73	10.7595	82.4895
KZ436	Dr Nkosazana Zuma Municipality	7622694226	37202768133 MUTHWA NOKUZOLA PRUDENCE	QLASHES S1 UNDERBERG CN	50	1.4346	15	71.73	10.7595	82.4895
KZ436	Dr Nkosazana Zuma Municipality	7623406454	37202771624 MTOLO MLEKELI NKOSIBONILE	QLASHES S1 UNDERBERG CN	50	1.4346	15	71.73	10.7595	82.4895
KZ436	Dr Nkosazana Zuma Municipality	7631119034	4260576378 DLAMINI VELUE	HLANGANANI 4 UNDERBERG	50	1.4346	15	71.73	10.7595	82.4895
KZ436	Dr Nkosazana Zuma Municipality	7635462286	4236776946 XABA BATSHONISILE	Traditional house	50	1.4346	15	71.73	10.7595	82.4895
KZ436	Dr Nkosazana Zuma Municipality	7657281994	4224983868 KHANYILE GLORIA	AMAKUZA UNDERBURG KZN	50	1.4346	15	71.73	10.7595	82.4895
KZ436	Dr Nkosazana Zuma Municipality	7664958123	37198869598 SHOBA DELANI		50	1.4346	15	71.73	10.7595	82.4895
KZ436	Dr Nkosazana Zuma Municipality	7665062100	4225026220 SHOBA MKHULISE AARON	AMAKUZA UNDERBURG KZN	50	1.4346	15	71.73	10.7595	82.4895
KZ436	Dr Nkosazana Zuma Municipality	7666424175	7146831640 DLAMINI ZICHAZILE	TRADITIONAL HOUSE	50	1.4346	15	71.73	10.7595	82.4895
KZ436	Dr Nkosazana Zuma Municipality	7677707301	7107355013 GAMBUBI MBANJOYI	TARS VALLEY CREIGHTON KZ	50	1.4346	15	71.73	10.7595	82.4895
KZ436	Dr Nkosazana Zuma Municipality	7680552406								

K2436	Dr Nkosazana Zuma Municipality	7709286395	37200955302 NIKEZIWE MBANJWA	AMAKUZA KILMUN S1 UNDEI	50	1.4346	15	71.73	10.7595	82.4895
K2436	Dr Nkosazana Zuma Municipality	7709497471	37200955294 BONGSILE MBANJWA	AMAKUZA KILMUN S1 UNDEI	50	1.4346	15	71.73	10.7595	82.4895
K2436	Dr Nkosazana Zuma Municipality	7709513528	37200955252 ZAKHE MBANJWA	AMAKUZA KILMUN S1 UNDEI	50	1.4346	15	71.73	10.7595	82.4895
K2436	Dr Nkosazana Zuma Municipality	7710234078	37200955310 THEMBELANI MBANJWA	AMAKUZA KILMUN S1 UNDEI	50	1.4346	15	71.73	10.7595	82.4895
K2436	Dr Nkosazana Zuma Municipality	7710385948	37200955229 NAKENI MNGUNI	AMAKUZA KILMUN S1 UNDEI	50	1.4346	15	71.73	10.7595	82.4895
K2436	Dr Nkosazana Zuma Municipality	7710538308	37200955237 ZANDILE MBANJWA	AMAKUZA KILMUN S1 UNDEI	50	1.4346	15	71.73	10.7595	82.4895
K2436	Dr Nkosazana Zuma Municipality	7711193926	37200955328 WYONNE MBANJWA	AMAKUZA KILMUN S1 UNDEI	50	1.4346	15	71.73	10.7595	82.4895
K2436	Dr Nkosazana Zuma Municipality	7711720507	22200456311 HLENGWE ZIKODE	AMAKUZA KILMUN S1 UNDEI	50	1.4346	15	71.73	10.7595	82.4895
K2436	Dr Nkosazana Zuma Municipality	7713008321	37186055705 HADEBE WOTI	AMAKUZA KILMUN S1 UNDEI	50	1.4346	15	71.73	10.7595	82.4895
K2436	Dr Nkosazana Zuma Municipality	7719127787	7146000034 GAMEDE ESTHER	KILMUN	50	1.4346	15	71.73	10.7595	82.4895
K2436	Dr Nkosazana Zuma Municipality	7719312980	37200961734 BADANILE CHRISTINA NZIMANDE	TRADITIONAL HOUSE	50	1.4346	15	71.73	10.7595	82.4895
K2436	Dr Nkosazana Zuma Municipality	7719479950	37200961664 NOZIWWE NZIMANDE	AMAKUZA KILMUN S1 UNDEI	50	1.4346	15	71.73	10.7595	82.4895
K2436	Dr Nkosazana Zuma Municipality	7719872480	7112797670 SHOBA PHINDILE	AMAKUZA KILMUN S1 UNDEI	50	1.4346	15	71.73	10.7595	82.4895
K2436	Dr Nkosazana Zuma Municipality	7719985122	37200961763 ZININGI NZIMANDE	KILMUN	50	1.4346	15	71.73	10.7595	82.4895
K2436	Dr Nkosazana Zuma Municipality	7720237944	37200961734 BADANILE CHRISTINA NZIMANDE	AMAKUZA KILMUN S1 UNDEI	50	1.4346	15	71.73	10.7595	82.4895
K2436	Dr Nkosazana Zuma Municipality	7722001975	37201799303 NOMBUSO MBANJWA	AMAKUZA KILMUN S1 UNDEI	50	1.4346	15	71.73	10.7595	82.4895
K2436	Dr Nkosazana Zuma Municipality	7723944341	37201799428 BALUNGILE NOXOLO MNDALI	AMAKUZA KILMUN S1 UNDEI	50	1.4346	15	71.73	10.7595	82.4895
K2436	Dr Nkosazana Zuma Municipality	7724345824	37201803238 NOZAMANE PATRICIA ZIKODE	AMAKUZA KILMUN S1 UNDEI	50	1.4346	15	71.73	10.7595	82.4895
K2436	Dr Nkosazana Zuma Municipality	7725623459	37200957720 NTOMBIZODWA BEATA SOSISO	AMAKUZA KILMUN S1 UNDEI	50	1.4346	15	71.73	10.7595	82.4895
K2436	Dr Nkosazana Zuma Municipality	7726142237	37200957779 THANDEKA SABELA	AMAKUZA KILMUN S1 UNDEI	50	1.4346	15	71.73	10.7595	82.4895
K2436	Dr Nkosazana Zuma Municipality	772565631	37200957738 MLUNGUKAZI DLAMINI	AMAKUZA KILMUN S1 UNDEI	50	1.4346	15	71.73	10.7595	82.4895
K2436	Dr Nkosazana Zuma Municipality	7735252123	7158822620 JAMA ZIBUYILE HENDRICA	AMAKUZA KILMUN S1 UNDEI	50	1.4346	15	71.73	10.7595	82.4895
K2436	Dr Nkosazana Zuma Municipality	7748118924	7134588958 TSHOBA NTOMBENTLE	AMAKHUZE UNDERBURG KZN	50	1.4346	15	71.73	10.7595	82.4895
K2436	Dr Nkosazana Zuma Municipality	7748390786	4224987786 DLAMINI THEMBENI PATIENCE	KILMUN	50	1.4346	15	71.73	10.7595	82.4895
K2436	Dr Nkosazana Zuma Municipality	775616707	7134474902 MLUTHWA BONGUMUSA	AMAKUZA UNDERBURG KZN	50	1.4346	15	71.73	10.7595	82.4895
K2436	Dr Nkosazana Zuma Municipality	775625178	7134474910 SHOBA BAHEKILE	KILMUN	50	1.4346	15	71.73	10.7595	82.4895
K2436	Dr Nkosazana Zuma Municipality	7757952064	4225026147 JAMA MUSAWENKOSI ADREAS	KILMUN	50	1.4346	15	71.73	10.7595	82.4895
K2436	Dr Nkosazana Zuma Municipality	7765602811	4225026162 YAMA CONRAD BEKANI	AMAKUZA UNDERBURG KZN	50	1.4346	15	71.73	10.7595	82.4895
K2436	Dr Nkosazana Zuma Municipality	7770475572	7134474894 MIJWARA NOSANDE	AMAKUZA UNDERBURG KZN	50	1.4346	15	71.73	10.7595	82.4895
K2436	Dr Nkosazana Zuma Municipality	7773240977	4237973781 MNCWABE PHIWANI BAMISE	KILMUN	50	1.4346	15	71.73	10.7595	82.4895
K2436	Dr Nkosazana Zuma Municipality	7773886305	4237569878 SOKHELA ZININGI LENAH	AMAQADI NCWADI DEEPDALI	50	1.4346	15	71.73	10.7595	82.4895
K2436	Dr Nkosazana Zuma Municipality	7774420104	7134474423 ZUMA SIBONGILE	AMAQADI NCWADI DEEPDALI	50	1.4346	15	71.73	10.7595	82.4895
K2436	Dr Nkosazana Zuma Municipality	7774594471	7146950892 MGBULUNGU NOLINDELA	KILMUN	50	1.4346	15	71.73	10.7595	82.4895
K2436	Dr Nkosazana Zuma Municipality	7774865155	7134474316 DLAMINI LINDOKUHLE	KILMUN	50	1.4346	15	71.73	10.7595	82.4895
K2436	Dr Nkosazana Zuma Municipality	7777414441	7125557848 RADEBE THANDEKILE	KILMUN	50	1.4346	15	71.73	10.7595	82.4895
K2436	Dr Nkosazana Zuma Municipality	7777685013	7134589279 ZONDI ZIALILE	TRADITIONAL HOUSE	50	1.4346	15	71.73	10.7595	82.4895
K2436	Dr Nkosazana Zuma Municipality	7780840628	7134474332 ZWEZWE SIZWE	KILMUN	50	1.4346	15	71.73	10.7595	82.4895
K2436	Dr Nkosazana Zuma Municipality	7783113935	4237978210 MKIZE HLUPHEKILE MARTHA	KILMUN	50	1.4346	15	71.73	10.7595	82.4895
K2436	Dr Nkosazana Zuma Municipality	7784668904	37197907134 KHANYILE THOKOZILE	AMAQADI NCWADI DEEPDALI	50	1.4346	15	71.73	10.7595	82.4895
K2436	Dr Nkosazana Zuma Municipality	7787959232	37197908249 CHAKWE DUMISANI	MAQWALENI UNDERBERG K	50	1.4346	15	71.73	10.7595	82.4895
K2436	Dr Nkosazana Zuma Municipality	7791477579	4224999633 KHUBONE NGENZENI FORTUNATE	NOMHOJANA UNDERBERG K	50	1.4346	15	71.73	10.7595	82.4895
K2436	Dr Nkosazana Zuma Municipality	7794420354	7031755213 XABA ROBERT	AMAKHUZE UNDERBURG KZN	50	1.4346	15	71.73	10.7595	82.4895
K2436	Dr Nkosazana Zuma Municipality	7794823924	7134476360 MIYA NTOMBITANKE	TRADITIONAL HOUSE	50	1.4346	15	71.73	10.7595	82.4895
K2436	Dr Nkosazana Zuma Municipality	7800455583	4237607140 MAJOZI BUSISIWE AUDREY	KILMUN	50	1.4346	15	71.73	10.7595	82.4895
K2436	Dr Nkosazana Zuma Municipality	7810093773	7134476766 MTOLO NOMUYVO	AMAQADI NCWADI DEEPDALI	50	1.4346	15	71.73	10.7595	82.4895
K2436	Dr Nkosazana Zuma Municipality	7810587881	4224899114 NZIMANDE NOZIPHO CATHRINE	KILMUN	50	1.4346	15	71.73	10.7595	82.4895
K2436	Dr Nkosazana Zuma Municipality	7812874749	4237570009 NGUBANE MUZIKAVISE AMON	AMAKHUZE UNDERBURG KZN	50	1.4346	15	71.73	10.7595	82.4895
K2436	Dr Nkosazana Zuma Municipality	7814453733	7134475024 NTSHIZA HEZEKIA	KILMUN	50	1.4346	15	71.73	10.7595	82.4895
K2436	Dr Nkosazana Zuma Municipality	7815759577	4227008804 MIYA EUPHROSINA BETHUKILE	KILMUN	50	1.4346	15	71.73	10.7595	82.4895
K2436	Dr Nkosazana Zuma Municipality	7821277719	4237569993 NGUBANE THEMBINKOSI AARON	KILMUN	50	1.4346	15	71.73	10.7595	82.4895
K2436	Dr Nkosazana Zuma Municipality	7828790014	7031755951 MZIMANDE NNIANTOMBI	AMAQADI NCWADI DEEPDALI	50	1.4346	15	71.73	10.7595	82.4895
K2436	Dr Nkosazana Zuma Municipality	7829885210	4254461603 DLAMINI XOLISILE OLGA	TRADITIONAL HOUSE	50	1.4346	15	71.73	10.7595	82.4895
K2436	Dr Nkosazana Zuma Municipality	7830132565	4254460449 DLAMINI RAPEHLA SIBONGISENI	HLANGANANI 4 UNDERBERG	50	1.4346	15	71.73	10.7595	82.4895
K2436	Dr Nkosazana Zuma Municipality	7830840342	1079291579 MADUNA PHUMOKAWHE	HLANGANANI 4 UNDERBERG	50	1.4346	15	71.73	10.7595	82.4895
K2436	Dr Nkosazana Zuma Municipality	7831022588	7113631163 SHEZI NONDUMISO	Traditional house	50	1.4346	15	71.73	10.7595	82.4895
K2436	Dr Nkosazana Zuma Municipality	7837263298	7166230834 DLOMO MZENZELI	KILMUN	50	1.4346	15	71.73	10.7595	82.4895
K2436	Dr Nkosazana Zuma Municipality	7839390826	7134436844 MNDALA NONKUMBANE	SANDANEZWE	50	1.4346	15	71.73	10.7595	82.4895
K2436	Dr Nkosazana Zuma Municipality	7834848104	7134436919 MIJWARA SIBONGILE	KILMUN	50	1.4346	15	71.73	10.7595	82.4895
K2436	Dr Nkosazana Zuma Municipality	7836149776	4228181113 ZONDI SKHUVETHE	KILMUN	50	1.4346	15	71.73	10.7595	82.4895
K2436	Dr Nkosazana Zuma Municipality	783763906	4225019233 MAJOZI MIYANI PHILISWE	QULASHE UNDERBURG KZN	50	1.4346	15	71.73	10.7595	82.4895
K2436	Dr Nkosazana Zuma Municipality	7837762411	7040199528 ZONDO ZR	AMAKHUZE UNDERBURG KZN	50	1.4346	15	71.73	10.7595	82.4895
K2436	Dr Nkosazana Zuma Municipality	7837861739	4254459110 DLAMINI BEAUTY	NKUMBA	50	1.4346	15	71.73	10.7595	82.4895
K2436	Dr Nkosazana Zuma Municipality	7838281516	4254460431 DLAMINI CACSILE	HLANGANANI 4 UNDERBERG	50	1.4346	15	71.73	10.7595	82.4895
K2436	Dr Nkosazana Zuma Municipality	7841330576	4224900307 CAGWE NOCICYELO VICTORIA	HLANGANANI 4 UNDERBERG	50	1.4346	15	71.73	10.7595	82.4895
K2436	Dr Nkosazana Zuma Municipality	7844033577	7113670538 SHOBA BASUKILE	AMAKHUZE UNDERBURG KZN	50	1.4346	15	71.73	10.7595	82.4895
K2436	Dr Nkosazana Zuma Municipality	7849066612	37202763647 GAZU MZONZENI FANA	KILMUN	50	1.4346	15	71.73	10.7595	82.4895
K2436	Dr Nkosazana Zuma Municipality	7849556566	4236956696 BEKWA LINDIWE GLORIA	AMAKHUZE UNDERBURG KZN	50	1.4346	15	71.73	10.7595	82.4895
K2436	Dr Nkosazana Zuma Municipality	7850747058	7158924352 MNGUNI BAWINILE WINNIFRIDA	TRADITIONAL HOUSE	50	1.4346	15	71.73	10.7595	82.4895
K2436	Dr Nkosazana Zuma Municipality	7851720782	4260576477 NGCOBO MELISWE	AMAKHUZE UNDERBURG KZN	50	1.4346	15	71.73	10.7595	82.4895
K2436	Dr Nkosazana Zuma Municipality	7853594086	1081802595 ZONDI SHAYINDUNA	HLANGANANI 4 UNDERBERG	50	1.4346	15	71.73	10.7595	82.4895
K2436	Dr Nkosazana Zuma Municipality	7857956468	4237597085 LUSHABA LINDIWE EMILY	HOUSE	50	1.4346	15	71.73	10.7595	82.4895
K2436	Dr Nkosazana Zuma Municipality	7858047739	4254800958 NYIDE NCAMISILE NOBUHLE	AMAQADI NCWADI DEEPDALI	50	1.4346	15	71.73	10.7595	82.4895
K2436	Dr Nkosazana Zuma Municipality	7858163190	7134475198 SHOBA BHEKISILE	HLANGANANI 4 UNDERBERG	50	1.4346	15	71.73	10.7595	82.4895
K2436	Dr Nkosazana Zuma Municipality	7860276318	4254460274 MBAMBO ZWEKENI BARNABAS	KILMUN	50	1.4346	15	71.73	10.7595	82.4895
K2436	Dr Nkosazana Zuma Municipality	7862051561	4237591278 CHONCO JABULILE VICTORIA	HLANGANANI 4 UNDERBERG	50	1.4346	15	71.73	10.7595	82.4895
K2436	Dr Nkosazana Zuma Municipality	7862966409	7134475123 ZIKODE JABULILE	AMAQADI NCWADI DEEPDALI	50	1.4346	15	71.73	10.7595	82.4895
K2436	Dr Nkosazana Zuma Municipality	7863403830	7115635406 ZONDI MARTIN	KILMUN	50	1.4346	15	71.73	10.7595	82.4895
K2436	Dr Nkosazana Zuma Municipality	7863705927	7134588065 ZONDI MZONJANA	brick House	50	1.4346	15	71.73	10.7595	82.4895
K2436	Dr Nkosazana Zuma Municipality	7863898484	7134588131 MTOLO BUVISWE	KILMUN	50	1.4346	15	71.73	10.7595	82.4895
K2436	Dr Nkosazana Zuma Municipality	7868682266	7134588180 MKHIZE KHLUMULE	KILMUN	50	1.4346	15	71.73	10.7595	82.4895
K2436	Dr Nkosazana Zuma Municipality	7874155130	7134588230 MEI LINDIWE	KILMUN	50	1.4346	15	71.73	10.7595	82.4895
K2436	Dr Nkosazana Zuma Municipality	7874359296	7134588222 MNGUNI CELIWE	KILMUN	50	1.4346	15	71.73	10.7595	82.4895
K2436	Dr Nkosazana Zuma Municipality	7875987793	7134588206 NYAWOSE GIDIYONI	KILMUN	50	1.4346	15	71.73	10.7595	82.4895
K2436	Dr Nkosazana Zuma Municipality	7877332748	7134588248 RADEBE ZISAKHE	KILMUN	50	1.4346	15	71.73	10.7595	82.4895
K2436	Dr Nkosazana Zuma Municipality	7877631998	7125500756 NGCOBO MLONDI OSCAR	KILMUN	50	1.4346	15	71.73	10.7595	82.4895
K2436	Dr Nkosazana Zuma Municipality	7878184446	7125500764 XABA CYNTHIA NOKULUNGA	KILMUN	50	1.4346	15	71.73	10.7595	82.4895
K2436	Dr Nkosazana Zuma Municipality	7878573658	7134476683 MTOLO ROSINA	HLANGANANI S1 IXOPO KZN (	50	1.4346	15	71.73	10.7595	82.4895
K2436	Dr Nkosazana Zuma Municipality	7879505303	4237597101 ZONDO GRENIA NONDUMISO	KILMUN	50	1.4346	15	71.73	10.7595	82.4895
K2436	Dr Nkosazana Zuma Municipality	7880930355	4237597119 VILAKAZI DINA QABULILE	AMAKHUZE UNDERBURG KZN	50	1.4346	15	71.73	10.7595	82.4895
K2436	Dr Nkosazana Zuma Municipality	7881983797	4237597127 MKHIZE NOMFANEKO PURITY	AMAQADI NCWADI DEEPDALI	5					

KZ436	Dr Nkosazana Zuma Municipality	7925705668	4237608940	NGUBANE SQONDA	AMAQADI NCWADI DEEPDALI	50	1.4346	15	71.73	10.7595	82.4895
KZ436	Dr Nkosazana Zuma Municipality	7931713931	4237613338	NZIMANE ZINHLE DOROTHY	AMAQADI NCWADI DEEPDALI	50	1.4346	15	71.73	10.7595	82.4895
KZ436	Dr Nkosazana Zuma Municipality	7936325155	7134437586	NDELEA LINDIEN	KILMUN	50	1.4346	15	71.73	10.7595	82.4895
KZ436	Dr Nkosazana Zuma Municipality	7939076752	7134437594	ZIKODE DUJUZILE	KILMUN	50	1.4346	15	71.73	10.7595	82.4895
KZ436	Dr Nkosazana Zuma Municipality	7949484049	4237613346	SOXHELO ZAKHELE	AMAQADI NCWADI DEEPDALI	50	1.4346	15	71.73	10.7595	82.4895
KZ436	Dr Nkosazana Zuma Municipality	7950146101	4237606829	SOXHELE BARMUNGILE COSTASIA	AMAQADI NCWADI DEEPDALI	50	1.4346	15	71.73	10.7595	82.4895
KZ436	Dr Nkosazana Zuma Municipality	7955156880	7134243596	MNGUNI ABELISILE	KILMUN	50	1.4346	15	71.73	10.7595	82.4895
KZ436	Dr Nkosazana Zuma Municipality	7955866656	4228192805	ZONDI NOMOQNELO	QULASHE UNDERBURG KZN	50	1.4346	15	71.73	10.7595	82.4895
KZ436	Dr Nkosazana Zuma Municipality	7961395106	4244390201	ZULU NOBUHLE FLORENCE	CORINTH S1 IXOPO KZN OU	50	1.4346	15	71.73	10.7595	82.4895
KZ436	Dr Nkosazana Zuma Municipality	7965991970	4237601358	RADEBE NOBUHLE	AMAQADI NCWADI DEEPDALI	50	1.4346	15	71.73	10.7595	82.4895
KZ436	Dr Nkosazana Zuma Municipality	7968654804	7132479812	SABELA NOKUKHANYA	AMAKHUZE	50	1.4346	15	71.73	10.7595	82.4895
KZ436	Dr Nkosazana Zuma Municipality	7969466076	4237958659	KHENISA NOMVUSELELE FAITH	AMAQADI NCWADI DEEPDALI	50	1.4346	15	71.73	10.7595	82.4895
KZ436	Dr Nkosazana Zuma Municipality	7974998318	7134447476	MTHEMBU MSHVENI	KILMUN	50	1.4346	15	71.73	10.7595	82.4895
KZ436	Dr Nkosazana Zuma Municipality	7977893135	4237596509	SHEZI NTOMBINTOMBI CAROLINE	AMAQADI NCWADI DEEPDALI	50	1.4346	15	71.73	10.7595	82.4895
KZ436	Dr Nkosazana Zuma Municipality	7978029944	37200253922	SHELEMBE MANDLENKOSI ROBENS	AMAQADI NCWADI DEEPDALI	50	1.4346	15	71.73	10.7595	82.4895
KZ436	Dr Nkosazana Zuma Municipality	7979405823	4237599354	MADLALA CLEMENTIA NCAMCILE	AMAQADI NCWADI DEEPDALI	50	1.4346	15	71.73	10.7595	82.4895
KZ436	Dr Nkosazana Zuma Municipality	7979412830	4176858208	NTSHIZA CHRIZTOSUMS	Brick	50	1.4346	15	71.73	10.7595	82.4895
KZ436	Dr Nkosazana Zuma Municipality	7979928222	7049858579	DLAMINI MIRRIAM	NKWEZELA	50	1.4346	15	71.73	10.7595	82.4895
KZ436	Dr Nkosazana Zuma Municipality	7980458833	4237596517	GUMEDE SIPHWE RICHARD	AMAQADI NCWADI DEEPDALI	50	1.4346	15	71.73	10.7595	82.4895
KZ436	Dr Nkosazana Zuma Municipality	7984813511	4244392652	XABA NIBALU MOSES	CORINTH S1 IXOPO KZN OU	50	1.4346	15	71.73	10.7595	82.4895
KZ436	Dr Nkosazana Zuma Municipality	7989914563	4228187128	MBANUWA JABULISILE	AMAQADI NCWADI DEEPDALI	50	1.4346	15	71.73	10.7595	82.4895
KZ436	Dr Nkosazana Zuma Municipality	7996052231	8002181781	DLAMINI SIBUSISO ROBERT	QULASHE UNDERBURG KZN	50	1.4346	15	71.73	10.7595	82.4895
KZ436	Dr Nkosazana Zuma Municipality	801184185	4237601374	DLAMINI SIBUSISO ROBERT	AMAQADI NCWADI DEEPDALI	50	1.4346	15	71.73	10.7595	82.4895
KZ436	Dr Nkosazana Zuma Municipality	8038922701	4237611514	KHUMALO SHAYIZIWE VITUS	AMAQADI NCWADI DEEPDALI	50	1.4346	15	71.73	10.7595	82.4895
KZ436	Dr Nkosazana Zuma Municipality	8049738980	4237602500	DLAMINI FELAKHE	AMAKHUZE UNDERBURG KZN	50	1.4346	15	71.73	10.7595	82.4895
KZ436	Dr Nkosazana Zuma Municipality	8066280862	4225008772	DLAMINI MTHEKU MEDRINA	AMAKHUZE UNDERBURG KZN	50	1.4346	15	71.73	10.7595	82.4895
KZ436	Dr Nkosazana Zuma Municipality	8078687286	4242838110	LUKHOZI NOKUZILE	Traditional house	50	1.4346	15	71.73	10.7595	82.4895
KZ436	Dr Nkosazana Zuma Municipality	8082732327	7146338616	MELELA MOKHOSWE MATHOTHO	SUN CITY BULWER PMB KZN	50	1.4346	15	71.73	10.7595	82.4895
KZ436	Dr Nkosazana Zuma Municipality	8088649232	7146338731	DUMAKUDE KINKI PHYLIS	SUN CITY BULWER PMB KZN	50	1.4346	15	71.73	10.7595	82.4895
KZ436	Dr Nkosazana Zuma Municipality	8092475130	4231459624	XULU ANNACLETIA LINDIWE	SINKONKONKO UNDERBERG I	50	1.4346	15	71.73	10.7595	82.4895
KZ436	Dr Nkosazana Zuma Municipality	8098356220	4224995839	MDLADLA NOMBANTHADOZO	TRADITIONAL HOUSE	50	1.4346	15	71.73	10.7595	82.4895
KZ436	Dr Nkosazana Zuma Municipality	8107895222	37201804780	NZIMANDE SIBONGILE	AMAKHUZE UNDERBURG KZN	50	1.4346	15	71.73	10.7595	82.4895
KZ436	Dr Nkosazana Zuma Municipality	8108412996	7130264927	MAKHANYA IRENE	TRADITIONAL HOUSE	50	1.4346	15	71.73	10.7595	82.4895
KZ436	Dr Nkosazana Zuma Municipality	8110475542	37201804699	ZIKODE SOLOMON	AMAKHUZE UNDERBURG KZN	50	1.4346	15	71.73	10.7595	82.4895
KZ436	Dr Nkosazana Zuma Municipality	8111485899	4225025925	DLAMINI CABANGILE LUNGLENI	AMAKHUZE UNDERBURG KZN	50	1.4346	15	71.73	10.7595	82.4895
KZ436	Dr Nkosazana Zuma Municipality	8113272781	37200957381	SIBISI NGENZENI DORIS	AMAKHUZE UNDERBURG KZN	50	1.4346	15	71.73	10.7595	82.4895
KZ436	Dr Nkosazana Zuma Municipality	8113345786	4224897274	ZIKODE ZITUSILE DORAH	AMAKHUZE UNDERBURG KZN	50	1.4346	15	71.73	10.7595	82.4895
KZ436	Dr Nkosazana Zuma Municipality	8113789277	37200957357	MNGUNI NGENAYISE	AMAKHUZE UNDERBURG KZN	50	1.4346	15	71.73	10.7595	82.4895
KZ436	Dr Nkosazana Zuma Municipality	8114010290	37201801992	NZIMANDE ZANELE	AMAKHUZE UNDERBURG KZN	50	1.4346	15	71.73	10.7595	82.4895
KZ436	Dr Nkosazana Zuma Municipality	8116014270	37201801901	SHOBA SIHQOZA	AMAKHUZE UNDERBURG KZN	50	1.4346	15	71.73	10.7595	82.4895
KZ436	Dr Nkosazana Zuma Municipality	8117245256	4228181105	GAMBU HLALELENI	QULASHE UNDERBURG KZN	50	1.4346	15	71.73	10.7595	82.4895
KZ436	Dr Nkosazana Zuma Municipality	8117255346	1075597581	ZONDI ZITHOBILE	Brick House	50	1.4346	15	71.73	10.7595	82.4895
KZ436	Dr Nkosazana Zuma Municipality	8121596315	37201802560	ZWELIBI TOBIAS SHOBA	AMAKHUZE UNDERBURG KZN	50	1.4346	15	71.73	10.7595	82.4895
KZ436	Dr Nkosazana Zuma Municipality	8121846588	37201802446	LOCATIA TSHOBA	AMAKHUZE UNDERBURG KZN	50	1.4346	15	71.73	10.7595	82.4895
KZ436	Dr Nkosazana Zuma Municipality	8122775533	4239658968	NDLUVU PHUMZILE ANNASTASIA	AMAKHUZE UNDERBURG KZN	50	1.4346	15	71.73	10.7595	82.4895
KZ436	Dr Nkosazana Zuma Municipality	8124547725	37201800374	SILULEKO EMMANUEL SHOBA	SINKONKONKO UNDERBERG I	50	1.4346	15	71.73	10.7595	82.4895
KZ436	Dr Nkosazana Zuma Municipality	8125054849	37201800416	ELIZABETH NQOLIWANE SHOBA	AMAKHUZE UNDERBURG KZN	50	1.4346	15	71.73	10.7595	82.4895
KZ436	Dr Nkosazana Zuma Municipality	8125415829	4231451719	MYENDE NKOSINATHI	AMAKHUZE UNDERBURG KZN	50	1.4346	15	71.73	10.7595	82.4895
KZ436	Dr Nkosazana Zuma Municipality	8127037522	37201800383	BONGEKILE SABELA	SINKONKONKO UNDERBERG I	50	1.4346	15	71.73	10.7595	82.4895
KZ436	Dr Nkosazana Zuma Municipality	8127701314	37200959353	THOKOZILE BABONGILE MJARA	AMAKHUZE UNDERBURG KZN	50	1.4346	15	71.73	10.7595	82.4895
KZ436	Dr Nkosazana Zuma Municipality	8129037915	37200959312	LINDOKWAZHE DLAMINI	AMAKHUZE UNDERBURG KZN	50	1.4346	15	71.73	10.7595	82.4895
KZ436	Dr Nkosazana Zuma Municipality	8129580767	37200959304	THENIWE SHOBA	AMAKHUZE UNDERBURG KZN	50	1.4346	15	71.73	10.7595	82.4895
KZ436	Dr Nkosazana Zuma Municipality	8130652536	37200959346	LINDIWE SMOO SHOBA	AMAKHUZE UNDERBURG KZN	50	1.4346	15	71.73	10.7595	82.4895
KZ436	Dr Nkosazana Zuma Municipality	8130866966	37200959262	LUMBO ZWELIBI SHOBA	AMAKHUZE UNDERBURG KZN	50	1.4346	15	71.73	10.7595	82.4895
KZ436	Dr Nkosazana Zuma Municipality	8131754956	4224995991	DLAMINI THEBEKILE VENENCIA	AMAKHUZE UNDERBURG KZN	50	1.4346	15	71.73	10.7595	82.4895
KZ436	Dr Nkosazana Zuma Municipality	8131818204	37201803303	SHOBA BHEKISIGINO ANDRIAS	AMAKHUZE UNDERBURG KZN	50	1.4346	15	71.73	10.7595	82.4895
KZ436	Dr Nkosazana Zuma Municipality	8131900877	37200956474	DLAMINI GOINO	AMAKHUZE UNDERBURG KZN	50	1.4346	15	71.73	10.7595	82.4895
KZ436	Dr Nkosazana Zuma Municipality	8132381457	37201803410	KHANYEZI THULISILE SIBONGILE	AMAKHUZE UNDERBURG KZN	50	1.4346	15	71.73	10.7595	82.4895
KZ436	Dr Nkosazana Zuma Municipality	8133439586	37201803402	SHOBA CUPHENI MERYC	AMAKHUZE UNDERBURG KZN	50	1.4346	15	71.73	10.7595	82.4895
KZ436	Dr Nkosazana Zuma Municipality	8133711195	37201803261	DLAMINI NTOMBINI NOMPUMELLELO	AMAKHUZE UNDERBURG KZN	50	1.4346	15	71.73	10.7595	82.4895
KZ436	Dr Nkosazana Zuma Municipality	8133939622	37200957910	SHOBA NYANISILE	AMAKHUZE UNDERBURG KZN	50	1.4346	15	71.73	10.7595	82.4895
KZ436	Dr Nkosazana Zuma Municipality	8134269665	37200957795	SHOBA MPEYENGE JOHANNES	AMAKHUZE UNDERBURG KZN	50	1.4346	15	71.73	10.7595	82.4895
KZ436	Dr Nkosazana Zuma Municipality	8134324927	37200957902	SHOBA ZIBONELE LOYI	AMAKHUZE UNDERBURG KZN	50	1.4346	15	71.73	10.7595	82.4895
KZ436	Dr Nkosazana Zuma Municipality	8134967297	37200957985	SHOBA VIKINDABA MICHAEL	AMAKHUZE UNDERBURG KZN	50	1.4346	15	71.73	10.7595	82.4895
KZ436	Dr Nkosazana Zuma Municipality	8135172706	37200957803	DLAMINI SIBONGILE CONSTANCE	AMAKHUZE UNDERBURG KZN	50	1.4346	15	71.73	10.7595	82.4895
KZ436	Dr Nkosazana Zuma Municipality	8136115893	37200957969	SHOBA OCTAVIA ZETHU	AMAKHUZE UNDERBURG KZN	50	1.4346	15	71.73	10.7595	82.4895
KZ436	Dr Nkosazana Zuma Municipality	8136405331	37200957852	SHOBA CUPHENI THOLANI	AMAKHUZE UNDERBURG KZN	50	1.4346	15	71.73	10.7595	82.4895
KZ436	Dr Nkosazana Zuma Municipality	8138860573	37200956508	DLAMINI NOMNUKWA CELANI	AMAKHUZE UNDERBURG KZN	50	1.4346	15	71.73	10.7595	82.4895
KZ436	Dr Nkosazana Zuma Municipality	8142099108	422500092	PHUNGULA THEMBISILE	AMAKHUZE UNDERBURG KZN	50	1.4346	15	71.73	10.7595	82.4895
KZ436	Dr Nkosazana Zuma Municipality	8142288769	4224995967	DLAMINI NOMATEZI MESSIANA	AMAKHUZE UNDERBURG KZN	50	1.4346	15	71.73	10.7595	82.4895
KZ436	Dr Nkosazana Zuma Municipality	8144531818	4225008756	DLAMINI BADINGILE THUSHUZA	AMAKHUZE UNDERBURG KZN	50	1.4346	15	71.73	10.7595	82.4895
KZ436	Dr Nkosazana Zuma Municipality	8146071880	7167076541	SHOBA MGOBO	AMAKHUZE UNDERBURG KZN	50	1.4346	15	71.73	10.7595	82.4895
KZ436	Dr Nkosazana Zuma Municipality	8148681560	7031842128	MDLADLA CLAUDIA	TRADITIONAL HOUSE	50	1.4346	15	71.73	10.7595	82.4895
KZ436	Dr Nkosazana Zuma Municipality	8148867564	1075717343	MBANUWA ANNASTIAS	TRADITIONAL HOUSE	50	1.4346	15	71.73	10.7595	82.4895
KZ436	Dr Nkosazana Zuma Municipality	8154779733	4224902058	SHOBA BHEKISISA PAULUS	AMAKHUZE UNDERBURG KZN	50	1.4346	15	71.73	10.7595	82.4895
KZ436	Dr Nkosazana Zuma Municipality	8156696335	37202271756	KHUBONE CECE CYPRIAN	EHLABENI UNDERBURG KZN	50	1.4346	15	71.73	10.7595	82.4895
KZ436	Dr Nkosazana Zuma Municipality	8160969147	4224900409	SHOBA MFANISENI THERUS	AMAKHUZE UNDERBURG KZN	50	1.4346	15	71.73	10.7595	82.4895
KZ436	Dr Nkosazana Zuma Municipality	816193106	22200452294	SHEZI THAMSANQA MASTER	EQUILASHE UNDERBURG KZN	50	1.4346	15	71.		

KZ436	Dr Nkosazana Zuma Municipality	8273372366	7158607710	LANGA HLEKISILE FUNAPHI	AMAKUZA S1 UNDERBERG KZ	50	1.4346	15	71.73	10.7595	82.4895
KZ436	Dr Nkosazana Zuma Municipality	8276835419	7158687645	MBATHA NOPELANI ZABALAZILE	AMAKUZA S1 UNDERBERG KZ	50	1.4346	15	71.73	10.7595	82.4895
KZ436	Dr Nkosazana Zuma Municipality	8278056312	7158687629	DLAMINI LUKITILE ASTERIA	AMAKUZA S1 UNDERBERG KZ	50	1.4346	15	71.73	10.7595	82.4895
KZ436	Dr Nkosazana Zuma Municipality	8290416387	7158726021	MNGUNI ZINHLE ZETHU	AMAKUZA S1 UNDERBERG KZ	50	1.4346	15	71.73	10.7595	82.4895
KZ436	Dr Nkosazana Zuma Municipality	8294682806	7158745658	JAMA KHULEKANI	AMAKUZA S1 UNDERBERG KZ	50	1.4346	15	71.73	10.7595	82.4895
KZ436	Dr Nkosazana Zuma Municipality	8297321390	7158745674	LINDA BUSISWE FORTUNATE	AMAKUZA S1 UNDERBERG KZ	50	1.4346	15	71.73	10.7595	82.4895
KZ436	Dr Nkosazana Zuma Municipality	8298772243	22200452328	MNGUNI MANAKAZI VENENCIA	AMAKUZA S1 UNDERBERG KZ	50	1.4346	15	71.73	10.7595	82.4895
KZ436	Dr Nkosazana Zuma Municipality	8300426871	7158745641	JAMA ZAMEKILE MARIA	AMAKUZA S1 UNDERBERG KZ	50	1.4346	15	71.73	10.7595	82.4895
KZ436	Dr Nkosazana Zuma Municipality	8300572902	7158746003	MNGUNI THOBELANI SVLVESIA	AMAKUZA S1 UNDERBERG KZ	50	1.4346	15	71.73	10.7595	82.4895
KZ436	Dr Nkosazana Zuma Municipality	8309189648	7158726013	LINDA TSHAYAZANE	AMAKUZA S1 UNDERBERG KZ	50	1.4346	15	71.73	10.7595	82.4895
KZ436	Dr Nkosazana Zuma Municipality	8310287731	7158649439	LINDA SBONGISENI	AMAKUZA S1 UNDERBERG KZ	50	1.4346	15	71.73	10.7595	82.4895
KZ436	Dr Nkosazana Zuma Municipality	8315000102	4225002452	KHANYILE MATHONGO PUTRUS	AMAKUZA S1 UNDERBERG KZ	50	1.4346	15	71.73	10.7595	82.4895
KZ436	Dr Nkosazana Zuma Municipality	8315119559	7158650353	DLAMINI NOKUTHULA ZANDILE	AMAKUZA S1 UNDERBERG KZ	50	1.4346	15	71.73	10.7595	82.4895
KZ436	Dr Nkosazana Zuma Municipality	8315226064	7158650320	LINDA LINDLENI EVELYN	AMAKUZA S1 UNDERBERG KZ	50	1.4346	15	71.73	10.7595	82.4895
KZ436	Dr Nkosazana Zuma Municipality	8320587091	7158745973	MNGUNI COSHI THOLANI	AMAKUZA S1 UNDERBERG KZ	50	1.4346	15	71.73	10.7595	82.4895
KZ436	Dr Nkosazana Zuma Municipality	8321637815	7158745955	NZIMANDE ZETHU	AMAKUZA S1 UNDERBERG KZ	50	1.4346	15	71.73	10.7595	82.4895
KZ436	Dr Nkosazana Zuma Municipality	8322436279	7158745922	MNGUNI NONHLANHLA EUNICE	AMAKUZA S1 UNDERBERG KZ	50	1.4346	15	71.73	10.7595	82.4895
KZ436	Dr Nkosazana Zuma Municipality	8323081770	7158746011	JOLI NOMBOKO TERESA	AMAKUZA S1 UNDERBERG KZ	50	1.4346	15	71.73	10.7595	82.4895
KZ436	Dr Nkosazana Zuma Municipality	8323204226	22200452245	CEBEKHULU GUGU BAFIKILE	AMAKUZA S1 UNDERBERG KZ	50	1.4346	15	71.73	10.7595	82.4895
KZ436	Dr Nkosazana Zuma Municipality	8326168526	7158726351	ZUMA PRINCES BONISILE	AMAKUZA S1 UNDERBERG KZ	50	1.4346	15	71.73	10.7595	82.4895
KZ436	Dr Nkosazana Zuma Municipality	8326726237	7158726278	ZUMA NOMATHEMBA HOMISTA	AMAKUZA S1 UNDERBERG KZ	50	1.4346	15	71.73	10.7595	82.4895
KZ436	Dr Nkosazana Zuma Municipality	8328766618	7158650304	MBATHA SIZENI MAGAGRET	AMAKUZA S1 UNDERBERG KZ	50	1.4346	15	71.73	10.7595	82.4895
KZ436	Dr Nkosazana Zuma Municipality	8329310308	7158650296	MNGUNI CATHERINE LETHIWE	AMAKUZA S1 UNDERBERG KZ	50	1.4346	15	71.73	10.7595	82.4895
KZ436	Dr Nkosazana Zuma Municipality	8329618648	7158738042	CEBEKHULU THENIWE SVLVIA	AMAKUZA S1 UNDERBERG KZ	50	1.4346	15	71.73	10.7595	82.4895
KZ436	Dr Nkosazana Zuma Municipality	8329898588	4224991523	LANGA NOMAGUGU STEPHINA	AMAKUZA UNDERBURG KZN	50	1.4346	15	71.73	10.7595	82.4895
KZ436	Dr Nkosazana Zuma Municipality	8330223594	4228174290	MTOLO CABANGANI	AMAKUZA S1 UNDERBERG KZ	50	1.4346	15	71.73	10.7595	82.4895
KZ436	Dr Nkosazana Zuma Municipality	8333853366	7158726336	KUBONE NELISWE SVLVIA	AMAKUZA S1 UNDERBERG KZ	50	1.4346	15	71.73	10.7595	82.4895
KZ436	Dr Nkosazana Zuma Municipality	8333551156	7031759249	KHATI NOMAYE	TRADITIONAL HOUSE	50	1.4346	15	71.73	10.7595	82.4895
KZ436	Dr Nkosazana Zuma Municipality	8333553473	7146379487	SHELEZANA DUMAZILE	EHLANE AREA	50	1.4346	15	71.73	10.7595	82.4895
KZ436	Dr Nkosazana Zuma Municipality	8338258311	4225018276	MBANJWA PHILLIPINE IRENE	AMAKUZA UNDERBURG KZN	50	1.4346	15	71.73	10.7595	82.4895
KZ436	Dr Nkosazana Zuma Municipality	8340440664	4224903258	SHEZI NOMABULAZI CATHRINE	AMAKUZA UNDERBURG KZN	50	1.4346	15	71.73	10.7595	82.4895
KZ436	Dr Nkosazana Zuma Municipality	8343022312	4227262501	DZANIBE NOMNIKELO	TRADITIONAL HOUSE	50	1.4346	15	71.73	10.7595	82.4895
KZ436	Dr Nkosazana Zuma Municipality	8343022312	4227262501	DZANIBE NOMNIKELO	TRADITIONAL HOUSE	50	1.4346	15	71.73	10.7595	82.4895
KZ436	Dr Nkosazana Zuma Municipality	8343631399	7134604698	LINDA RITA GABISILE	TRADITIONAL HOUSE	50	1.4346	15	71.73	10.7595	82.4895
KZ436	Dr Nkosazana Zuma Municipality	8345409405	7158649082	LINDA DUBULA NICHOLAS	AMAKUZA S1 UNDERBERG KZ	50	1.4346	15	71.73	10.7595	82.4895
KZ436	Dr Nkosazana Zuma Municipality	8362269408	7158776307	MNCWABE GAVINI SIPHIWE	AMAKUZA S1 UNDERBERG KZ	50	1.4346	15	71.73	10.7595	82.4895
KZ436	Dr Nkosazana Zuma Municipality	8362646884	4224985145	KHUMALO THEMBEKILE JOYCE	HLANGANANI	50	1.4346	15	71.73	10.7595	82.4895
KZ436	Dr Nkosazana Zuma Municipality	8363196201	7158649140	MBANJWA PROTASIA ZANDILE	AMAKUZA UNDERBURG KZN	50	1.4346	15	71.73	10.7595	82.4895
KZ436	Dr Nkosazana Zuma Municipality	8363614822	7158745278	DLAMINI BALUNGILE MUNTU EUDA	AMAKUZA S1 UNDERBERG KZ	50	1.4346	15	71.73	10.7595	82.4895
KZ436	Dr Nkosazana Zuma Municipality	8364603602	7158745286	DLAMINI MANGALISILE NOZUKA	AMAKUZA S1 UNDERBERG KZ	50	1.4346	15	71.73	10.7595	82.4895
KZ436	Dr Nkosazana Zuma Municipality	8364824894	7158726492	KHUBONE LUNGISILE	AMAKUZA S1 UNDERBERG KZ	50	1.4346	15	71.73	10.7595	82.4895
KZ436	Dr Nkosazana Zuma Municipality	8365620147	7158745302	LINDA NONHLANHLA	AMAKUZA S1 UNDERBERG KZ	50	1.4346	15	71.73	10.7595	82.4895
KZ436	Dr Nkosazana Zuma Municipality	8371568364	7158746367	LINDA SELLY TSHKELE	AMAKUZA S1 UNDERBERG KZ	50	1.4346	15	71.73	10.7595	82.4895
KZ436	Dr Nkosazana Zuma Municipality	8371615079	7158746342	MTHEMBU DELANI KHAYALAKE	AMAKUZA S1 UNDERBERG KZ	50	1.4346	15	71.73	10.7595	82.4895
KZ436	Dr Nkosazana Zuma Municipality	8373282226	4224674315	NYINDE BONISWE BEAUTY	AMAKUZA S1 UNDERBERG KZ	50	1.4346	15	71.73	10.7595	82.4895
KZ436	Dr Nkosazana Zuma Municipality	8377193075	7158745401	DLAMINI MBUYISELWA HENHRY	AMAKUZA S1 UNDERBERG KZ	50	1.4346	15	71.73	10.7595	82.4895
KZ436	Dr Nkosazana Zuma Municipality	8379461431	7158745344	MBANJWA ERNEST LANGELIHE	AMAKUZA S1 UNDERBERG KZ	50	1.4346	15	71.73	10.7595	82.4895
KZ436	Dr Nkosazana Zuma Municipality	8382667966	7158725973	MNGUNI REGINA THOKOZILE	AMAKUZA S1 UNDERBERG KZ	50	1.4346	15	71.73	10.7595	82.4895
KZ436	Dr Nkosazana Zuma Municipality	8385869441	7158725981	KUNENE NONHLANHLA ETHEL	AMAKUZA S1 UNDERBERG KZ	50	1.4346	15	71.73	10.7595	82.4895
KZ436	Dr Nkosazana Zuma Municipality	8387364921	4231237209	NOLELA MIDDIWELE	HOUSE	50	1.4346	15	71.73	10.7595	82.4895
KZ436	Dr Nkosazana Zuma Municipality	8388554516	7158649934	MNGUNI MCACISI	AMAKUZA S1 UNDERBERG KZ	50	1.4346	15	71.73	10.7595	82.4895
KZ436	Dr Nkosazana Zuma Municipality	8389530948	7158649959	MBANJWA NONKULULEKO	AMAKUZA S1 UNDERBERG KZ	50	1.4346	15	71.73	10.7595	82.4895
KZ436	Dr Nkosazana Zuma Municipality	8390199887	7158649942	MNGUNI SENZENI MILDRED	AMAKUZA S1 UNDERBERG KZ	50	1.4346	15	71.73	10.7595	82.4895
KZ436	Dr Nkosazana Zuma Municipality	8390267416	7158746789	MNGUNI BAYI CONSTANCE	AMAKUZA S1 UNDERBERG KZ	50	1.4346	15	71.73	10.7595	82.4895
KZ436	Dr Nkosazana Zuma Municipality	8391257701	4107203107	MTOLO DORRIS	TRADITIONAL HOUSE	50	1.4346	15	71.73	10.7595	82.4895
KZ436	Dr Nkosazana Zuma Municipality	8394217432	7158746771	MBANJWA NOBUHLE	AMAKUZA S1 UNDERBERG KZ	50	1.4346	15	71.73	10.7595	82.4895
KZ436	Dr Nkosazana Zuma Municipality	8396258095	7158746805	MNGUNI SIMPHIWE LAWRENCE	AMAKUZA S1 UNDERBERG KZ	50	1.4346	15	71.73	10.7595	82.4895
KZ436	Dr Nkosazana Zuma Municipality	8397511478	7158746821	MHLONGO NCAMISILE MAVIS	AMAKUZA S1 UNDERBERG KZ	50	1.4346	15	71.73	10.7595	82.4895
KZ436	Dr Nkosazana Zuma Municipality	8398108083	4224874307	MNGUNI LINDENI NORA	AMAKUZA UNDERBURG KZN	50	1.4346	15	71.73	10.7595	82.4895
KZ436	Dr Nkosazana Zuma Municipality	8399576905	7031754141	MBANJWA GULAU	TRADITIONAL HOUSE	50	1.4346	15	71.73	10.7595	82.4895
KZ436	Dr Nkosazana Zuma Municipality	8400082111	7158649892	MNGUNI DINWAHINI	AMAKUZA S1 UNDERBERG KZ	50	1.4346	15	71.73	10.7595	82.4895
KZ436	Dr Nkosazana Zuma Municipality	8401044391	4224999302	MKHIZE FABIAN MTHOKOZISI	AMAKUZA S1 UNDERBERG KZ	50	1.4346	15	71.73	10.7595	82.4895
KZ436	Dr Nkosazana Zuma Municipality	8408905007	7158746912	MBANJWA NTOMBIZINI DUDUZILE	AMAKUZA S1 UNDERBERG KZ	50	1.4346	15	71.73	10.7595	82.4895
KZ436	Dr Nkosazana Zuma Municipality	8409926990	7158746896	PHUNGULA ZAKHELE	AMAKUZA S1 UNDERBERG KZ	50	1.4346	15	71.73	10.7595	82.4895
KZ436	Dr Nkosazana Zuma Municipality	8412407471	7158746847	PHUNGULA THOKOZANI GRACIA	AMAKUZA S1 UNDERBERG KZ	50	1.4346	15	71.73	10.7595	82.4895
KZ436	Dr Nkosazana Zuma Municipality	8412572849	37196842977	TSHIZA MAKHOSI	AMAKUZA S1 UNDERBERG KZ	50	1.4346	15	71.73	10.7595	82.4895
KZ436	Dr Nkosazana Zuma Municipality	8412842167	7158737994	DLAMINI VUMILE	AMAKUZA UNDERBURG KZN	50	1.4346	15	71.73	10.7595	82.4895
KZ436	Dr Nkosazana Zuma Municipality	8413431192	7158781463	KUNENE BABONGILE MONICA	AMAKUZA S1 UNDERBERG KZ	50	1.4346	15	71.73	10.7595	82.4895
KZ436	Dr Nkosazana Zuma Municipality	8413472846	7158781539	KUNENE WUMILE PROTASIA	AMAKUZA S1 UNDERBERG KZ	50	1.4346	15	71.73	10.7595	82.4895
KZ436	Dr Nkosazana Zuma Municipality	8413698535	4176434076	CHIYA DUDUZILE	AMAKUZA S1 UNDERBERG KZ	50	1.4346	15	71.73	10.7595	82.4895
KZ436	Dr Nkosazana Zuma Municipality	8413698535	4176434076	CHIYA DUDUZILE	TRADITIONAL HOUSE	50	1.4346	15	71.73	10.7595	82.4895
KZ436	Dr Nkosazana Zuma Municipality	8415815331	4242721126	MLOTSHWA CATHERINE	TRADITIONAL HOUSE	50	1.4346	15	71.73	10.7595	82.4895
KZ436	Dr Nkosazana Zuma Municipality	8419471996	7158649579	MIA SELINA NOLINDELA	Brick House	50	1.4346	15	71.73	10.7595	82.4895
KZ436	Dr Nkosazana Zuma Municipality	8421752717	7158726088	MNGUNI MZONZIYA ERASMUS	AMAKUZA S1 UNDERBERG KZ	50	1.4346	15	71.73	10.7595	82.4895
KZ436	Dr Nkosazana Zuma Municipality	8421805284	4225007451	DLAMINI LULEKA MAVIS	AMAKUZA S1 UNDERBERG KZ	50	1.4346	15	71.73	10.7595	82.4895
KZ436	Dr Nkosazana Zuma Municipality	8422893683	7158649645	KHUBONE GOODNESS THANDEKA	AMAKUZA S1 UNDERBERG KZ	50	1.4346	15	71.73	10.7595	82.4895
KZ436	Dr Nkosazana Zuma Municipality	8424544233	7158649652	MNGUNI DUDUZILE PRAXEDIS	AMAKUZA S1 UNDERBERG KZ	50	1.4346	15	71.73	10.7595	82.4895
KZ436	Dr Nkosazana Zuma Municipality	8425671482	7158649611	KUNENE LUNGLENI PATIENCE	AMAKUZA S1 UNDERBERG KZ	50	1.4346	15	71.73	10.7595	82.4895
KZ436	Dr Nkosazana Zuma Municipality	8426471337	4231237084	NZIMANDE SANDILE	AMAKUZA S1 UNDERBERG KZ	50	1.4346	15	71.73	10.7595	82.4895
KZ436	Dr Nkosazana Zuma Municipality	8427299444	7158649603	KHUBONE NZIMANDE	NKELABANTWANA BULWER I	50	1.4346	15	71.73	10.7595	82.4895
KZ436	Dr Nkosazana Zuma Municipality	8427455499	7158781471	KUNENE MHLANGAKHULA VITUS	AMAKUZA S1 UNDERBERG KZ	50	1.4346	15	71.73	10.7595	82.4895
KZ436	Dr Nkosazana Zuma Municipality	8428265905	7158650288	KUNENE NOMAKWITI CORNELIA	AMAKUZA S1 UNDERBERG KZ	50	1.4346	15	71.73	10.7595	82.4895
KZ436	Dr Nkosazana Zuma Municipality	8430659709	7158745740	MNGUNI KWENZIKE BRIDGET	AMAKUZA S1 UNDERBERG KZ	50	1.4346	15	71.73	10.7595	82.4895
KZ436	Dr Nkosazana Zuma Municipality	8434473892	7158650239	MHLUNGU FIKILE PATRICIA	AMAKUZA S1 UNDERBERG KZ	50	1.4346	15	71.73	10.7595	82.4895
KZ436	Dr Nkosazana Zuma Municipality	8436267148	7158650171	ZUMA MLAMULI ALFRED	AMAKUZA S1 UNDERBERG KZ	50	1.4346	15	71		

K2436	Dr Nkosazana Zuma Municipality	8473379082	4242624635 BIYASE BHEKINHLANHLA PAULOS	HLABENI S1 UNDERBERG KZN	50	1.4346	15	71.73	10.7595	82.4895
K2436	Dr Nkosazana Zuma Municipality	8474615498	7158745815 DLAMINI BAFANA APPOLINARIS	AMAKUZA S1 UNDERBERG KZ	50	1.4346	15	71.73	10.7595	82.4895
K2436	Dr Nkosazana Zuma Municipality	8476057340	7158745823 DLAMINI MANDISA POLITE	AMAKUZA S1 UNDERBERG KZ	50	1.4346	15	71.73	10.7595	82.4895
K2436	Dr Nkosazana Zuma Municipality	8476298875	7158745906 DLAMINI NICHOMDUMA DUMISANI	AMAKUZA S1 UNDERBERG KZ	50	1.4346	15	71.73	10.7595	82.4895
K2436	Dr Nkosazana Zuma Municipality	8476517726	4231456148 NDLOVU NCAMISILE	SINKONKONKO UNDERBERG I	50	1.4346	15	71.73	10.7595	82.4895
K2436	Dr Nkosazana Zuma Municipality	8477022604	7158725866 ZONDI ESLINA SALAWENZANI	SINKONKONKO UNDERBERG I	50	1.4346	15	71.73	10.7595	82.4895
K2436	Dr Nkosazana Zuma Municipality	8479926171	4231456122 DUMA GRINETH	SINKONKONKO UNDERBERG I	50	1.4346	15	71.73	10.7595	82.4895
K2436	Dr Nkosazana Zuma Municipality	8481055680	7158650411 KHUBONE HELEPHI OCTAVIA	AMAKUZA S1 UNDERBERG KZ	50	1.4346	15	71.73	10.7595	82.4895
K2436	Dr Nkosazana Zuma Municipality	8482635345	4231456130 WESSELS DONATOUS	SINKONKONKO UNDERBERG I	50	1.4346	15	71.73	10.7595	82.4895
K2436	Dr Nkosazana Zuma Municipality	8484445101	7158650437 DLAMINI BUYISILE	AMAKUZA S1 UNDERBERG KZ	50	1.4346	15	71.73	10.7595	82.4895
K2436	Dr Nkosazana Zuma Municipality	8486307290	7158650460 MHLUNGU ZUMEKILE MARGARET	AMAKUZA S1 UNDERBERG KZ	50	1.4346	15	71.73	10.7595	82.4895
K2436	Dr Nkosazana Zuma Municipality	848715252	7158650452 ZONDI VAMSILE ELAZEBETH	AMAKUZA S1 UNDERBERG KZ	50	1.4346	15	71.73	10.7595	82.4895
K2436	Dr Nkosazana Zuma Municipality	8489012417	4225021080 SHEZI MANDLAKAYISE THEOBALD	AMAKUZA UNDERBURG KZN	50	1.4346	15	71.73	10.7595	82.4895
K2436	Dr Nkosazana Zuma Municipality	8489819847	37197907308 DLAMINI NQOMTHETHO	PHAYINDANE	50	1.4346	15	71.73	10.7595	82.4895
K2436	Dr Nkosazana Zuma Municipality	8499250443	37197907324 MBANJWA DELISWIE	PHAYINDANE	50	1.4346	15	71.73	10.7595	82.4895
K2436	Dr Nkosazana Zuma Municipality	8495182483	7158687900 ZONDI BAYEKILE	AMAKUZA S1 UNDERBERG KZ	50	1.4346	15	71.73	10.7595	82.4895
K2436	Dr Nkosazana Zuma Municipality	8498569977	37197907381 DLAMINI SOKILE	PHAYINDANE	50	1.4346	15	71.73	10.7595	82.4895
K2436	Dr Nkosazana Zuma Municipality	849915322	7158687827 MHLONGO LINDIWE MATILODA	AMAKUZA S1 UNDERBERG KZ	50	1.4346	15	71.73	10.7595	82.4895
K2436	Dr Nkosazana Zuma Municipality	8499153292	7158687827 MHLONGO LINDIWE MATILODA	AMAKUZA S1 UNDERBERG KZ	50	1.4346	15	71.73	10.7595	82.4895
K2436	Dr Nkosazana Zuma Municipality	8499600036	1381056744 BEKWA XABA MARIA SIBONGILE	SCHOOL	50	1.4346	15	71.73	10.7595	82.4895
K2436	Dr Nkosazana Zuma Municipality	8501731546	4236768539 MQAMBEU BATRICE	TRADITIONAL HOUSE	50	1.4346	15	71.73	10.7595	82.4895
K2436	Dr Nkosazana Zuma Municipality	8502207106	7158687884 DLAMINI NTOMBI ETHELDRETHA	AMAKUZA S1 UNDERBERG KZ	50	1.4346	15	71.73	10.7595	82.4895
K2436	Dr Nkosazana Zuma Municipality	850232950	7158650718 DLAMINI MATUTU LAIZAH	AMAKUZA S1 UNDERBERG KZ	50	1.4346	15	71.73	10.7595	82.4895
K2436	Dr Nkosazana Zuma Municipality	8502404807	37198868202 DLAMINI FAKAZILE ANNA MARIA	AMAKUZA S1 UNDERBERG KZ	50	1.4346	15	71.73	10.7595	82.4895
K2436	Dr Nkosazana Zuma Municipality	8502444132	37198868095 GMEDE CABANGILE	AMAKUZA S1 UNDERBERG KZ	50	1.4346	15	71.73	10.7595	82.4895
K2436	Dr Nkosazana Zuma Municipality	8502755108	7158650676 PHUNGULA ZIZU TOBAYS	AMAKUZA S1 UNDERBERG KZ	50	1.4346	15	71.73	10.7595	82.4895
K2436	Dr Nkosazana Zuma Municipality	8503134506	37186069581 DLAMINI LUIZZE PETRONELLA	AMAKUZA S1 UNDERBERG KZ	50	1.4346	15	71.73	10.7595	82.4895
K2436	Dr Nkosazana Zuma Municipality	8502441203	37197907332 DLAMINI BUHLE	PHAYINDANE	50	1.4346	15	71.73	10.7595	82.4895
K2436	Dr Nkosazana Zuma Municipality	8502917001	37197907217 MJIWARA NOMBKO NTOMBIYEMVEI	PHAYINDANE	50	1.4346	15	71.73	10.7595	82.4895
K2436	Dr Nkosazana Zuma Municipality	8502559461	37197907357 MBANJWA BAWFEZILE	PHAYINDANE	50	1.4346	15	71.73	10.7595	82.4895
K2436	Dr Nkosazana Zuma Municipality	8500729729	37197907233 MJIWARA NOMVELO	PHAYINDANE	50	1.4346	15	71.73	10.7595	82.4895
K2436	Dr Nkosazana Zuma Municipality	8509937927	4224899411 MOTUNG THABO MAHABE	AMAKUZA UNDERBURG KZN	50	1.4346	15	71.73	10.7595	82.4895
K2436	Dr Nkosazana Zuma Municipality	8514755291	37197908538 SOSIBO NOWAZI	PHAYINDANE	50	1.4346	15	71.73	10.7595	82.4895
K2436	Dr Nkosazana Zuma Municipality	8512109144	7158650700 ZONDI SIBONGISENI PATRIC	AMAKUZA S1 UNDERBERG KZ	50	1.4346	15	71.73	10.7595	82.4895
K2436	Dr Nkosazana Zuma Municipality	8512866463	4246381992 DLAMINI MTJUNJWE	TRADITIONAL HOUSE	50	1.4346	15	71.73	10.7595	82.4895
K2436	Dr Nkosazana Zuma Municipality	8519867350	37197908553 SHEZI LINGULE	PHAYINDANE	50	1.4346	15	71.73	10.7595	82.4895
K2436	Dr Nkosazana Zuma Municipality	8514053815	37197908462 ZONDI SIZAKHE	BHATINI	50	1.4346	15	71.73	10.7595	82.4895
K2436	Dr Nkosazana Zuma Municipality	8519568133	7158650692 ZONDI NELISWE LUCIA	AMAKUZA S1 UNDERBERG KZ	50	1.4346	15	71.73	10.7595	82.4895
K2436	Dr Nkosazana Zuma Municipality	8517987988	7078103327 KHUMALO R	HOUSE	50	1.4346	15	71.73	10.7595	82.4895
K2436	Dr Nkosazana Zuma Municipality	8522246324	7081799397 MNCWABE MTUSJENI DERRICK	TRADITIONAL HOUSE	50	1.4346	15	71.73	10.7595	82.4895
K2436	Dr Nkosazana Zuma Municipality	8523080027	37197908504 SHEZI QONDENI	PHAYINDANE	50	1.4346	15	71.73	10.7595	82.4895
K2436	Dr Nkosazana Zuma Municipality	8523737798	7158650031 KHUMALO MZONJANI	AMAKUZA S1 UNDERBERG KZ	50	1.4346	15	71.73	10.7595	82.4895
K2436	Dr Nkosazana Zuma Municipality	8526965767	7158649991 KUNENE BAPHINDILE ROSALIA	AMAKUZA S1 UNDERBERG KZ	50	1.4346	15	71.73	10.7595	82.4895
K2436	Dr Nkosazana Zuma Municipality	8527169580	7158650049 MBANJWA ZILUNGILE PRISCIA	AMAKUZA S1 UNDERBERG KZ	50	1.4346	15	71.73	10.7595	82.4895
K2436	Dr Nkosazana Zuma Municipality	8528759843	37197910153 ZONDI ANNATOLIA	BHATINI	50	1.4346	15	71.73	10.7595	82.4895
K2436	Dr Nkosazana Zuma Municipality	8531454989	7158649983 ZONDI NOMATHAMSANQA	AMAKUZA S1 UNDERBERG KZ	50	1.4346	15	71.73	10.7595	82.4895
K2436	Dr Nkosazana Zuma Municipality	8535731756	22200456295 KHUMALO DINGENI	AMAKUZA S1 UNDERBERG KZ	50	1.4346	15	71.73	10.7595	82.4895
K2436	Dr Nkosazana Zuma Municipality	8535945546	7031759470 ZULU NOMAKESIXE	TRADITIONAL HOUSE	50	1.4346	15	71.73	10.7595	82.4895
K2436	Dr Nkosazana Zuma Municipality	8537730837	7158738323 ZONDI PHILANI SINYAMFUZA	AMAKUZA S1 UNDERBERG KZ	50	1.4346	15	71.73	10.7595	82.4895
K2436	Dr Nkosazana Zuma Municipality	8538332109	7158738331 MSHENGU RAPHAEL MBHEKISENI	AMAKUZA S1 UNDERBERG KZ	50	1.4346	15	71.73	10.7595	82.4895
K2436	Dr Nkosazana Zuma Municipality	8543396102	7158738067 DLAMINI GODLWZI ZAKHELE	AMAKUZA S1 UNDERBERG KZ	50	1.4346	15	71.73	10.7595	82.4895
K2436	Dr Nkosazana Zuma Municipality	8544516866	37186077675 KHUMALO MKOTOSI JANEROSA	AMAKUZA S1 UNDERBERG KZ	50	1.4346	15	71.73	10.7595	82.4895
K2436	Dr Nkosazana Zuma Municipality	8546983043	7158649694 ZONDI MABONA PETRUS	AMAKUZA S1 UNDERBERG KZ	50	1.4346	15	71.73	10.7595	82.4895
K2436	Dr Nkosazana Zuma Municipality	8547634573	7158649736 ZONDI XOLISILE CATHERINE	AMAKUZA S1 UNDERBERG KZ	50	1.4346	15	71.73	10.7595	82.4895
K2436	Dr Nkosazana Zuma Municipality	8548189041	7158649686 ZONDI SIPHAMANDLA INNOCENT	AMAKUZA S1 UNDERBERG KZ	50	1.4346	15	71.73	10.7595	82.4895
K2436	Dr Nkosazana Zuma Municipality	8549172341	7137258336 ZIKODE ELSIE	AMAKUZA S1 UNDERBERG KZ	50	1.4346	15	71.73	10.7595	82.4895
K2436	Dr Nkosazana Zuma Municipality	8551727018	7158649702 DLAMINI THABISILE MAUREEN	AMAKUZA S1 UNDERBERG KZ	50	1.4346	15	71.73	10.7595	82.4895
K2436	Dr Nkosazana Zuma Municipality	8551727018	7158649702 DLAMINI THABISILE MAUREEN	AMAKUZA S1 UNDERBERG KZ	50	1.4346	15	71.73	10.7595	82.4895
K2436	Dr Nkosazana Zuma Municipality	8552117115	4184168112 DUMA PHILISWE THEODORAH	HOUSE	50	1.4346	15	71.73	10.7595	82.4895
K2436	Dr Nkosazana Zuma Municipality	8554173138	4228184844 MJIWARA COMARIA	QULASHE UNDERBURG KZN	50	1.4346	15	71.73	10.7595	82.4895
K2436	Dr Nkosazana Zuma Municipality	8564070253	4225018995 DLAMINI NOKULUNGA PRETTY	AMAKUZA UNDERBURG KZN	50	1.4346	15	71.73	10.7595	82.4895
K2436	Dr Nkosazana Zuma Municipality	855923303	7158649298 DLAMINI LUNGILE	AMAKUZA S1 UNDERBERG KZ	50	1.4346	15	71.73	10.7595	82.4895
K2436	Dr Nkosazana Zuma Municipality	856261744	7158649769 MNCWABE MWZELENI CORNELIUS	AMAKUZA S1 UNDERBERG KZ	50	1.4346	15	71.73	10.7595	82.4895
K2436	Dr Nkosazana Zuma Municipality	8566951352	37198848584 ZONDI BEATOR FANISILE	AMAKUZA S1 UNDERBERG KZ	50	1.4346	15	71.73	10.7595	82.4895
K2436	Dr Nkosazana Zuma Municipality	8567254862	7158649330 ZONDI GINCEPHI	AMAKUZA S1 UNDERBERG KZ	50	1.4346	15	71.73	10.7595	82.4895
K2436	Dr Nkosazana Zuma Municipality	8568261681	7158725908 MDLANGATHI DUMISILE	AMAKUZA S1 UNDERBERG KZ	50	1.4346	15	71.73	10.7595	82.4895
K2436	Dr Nkosazana Zuma Municipality	8568747687	7147072735 MDLANGATHI THEMBEKA	AMAKUZA S1 UNDERBERG KZ	50	1.4346	15	71.73	10.7595	82.4895
K2436	Dr Nkosazana Zuma Municipality	8570883593	4228192227 SHEZI DELISILE	QULASHE UNDERBURG KZN	50	1.4346	15	71.73	10.7595	82.4895
K2436	Dr Nkosazana Zuma Municipality	8572147763	7158649751 LINDA THANDEKA	AMAKUZA S1 UNDERBERG KZ	50	1.4346	15	71.73	10.7595	82.4895
K2436	Dr Nkosazana Zuma Municipality	8572444436	7158649710 MDLANGATHI EUGINE SANDILE	AMAKUZA S1 UNDERBERG KZ	50	1.4346	15	71.73	10.7595	82.4895
K2436	Dr Nkosazana Zuma Municipality	8572496609	4228180966 ZONDI NOMBUSO	QULASHE UNDERBURG KZN	50	1.4346	15	71.73	10.7595	82.4895
K2436	Dr Nkosazana Zuma Municipality	8573603372	7158738018 DLAMINI CEEM	AMAKUZA S1 UNDERBERG KZ	50	1.4346	15	71.73	10.7595	82.4895
K2436	Dr Nkosazana Zuma Municipality	8574772721	7158649728 ZONDI SWELEKILE MAYVIS	AMAKUZA S1 UNDERBERG KZ	50	1.4346	15	71.73	10.7595	82.4895
K2436	Dr Nkosazana Zuma Municipality	8575842490	7158725965 ZONDI ALEXIA THANDEKA	AMAKUZA S1 UNDERBERG KZ	50	1.4346	15	71.73	10.7595	82.4895
K2436	Dr Nkosazana Zuma Municipality	8579328400	7158688338 DLAMINI SANELISWE GOODNESS	AMAKUZA S1 UNDERBERG KZ	50	1.4346	15	71.73	10.7595	82.4895
K2436	Dr Nkosazana Zuma Municipality	8579844590	7124128922 MNTUNGWA MZIKABANI ERNEST	AMAKUZA S1 UNDERBERG KZ	50	1.4346	15	71.73	10.7595	82.4895
K2436	Dr Nkosazana Zuma Municipality	8582183752	7124128963 RADEBE NOKWANDA	AMAKUZA S1 UNDERBERG KZ	50	1.4346	15	71.73	10.7595	82.4895
K2436	Dr Nkosazana Zuma Municipality	8584295009	7124128930 KUNENE TUNUZA REGINA	AMAKUZA S1 UNDERBERG KZ	50	1.4346	15	71.73	10.7595	82.4895
K2436	Dr Nkosazana Zuma Municipality	8585544436	7124128955 KUNENE DUMILE CYNTHIA	AMAKUZA S1 UNDERBERG KZ	50	1.4346	15	71.73	10.7595	82.4895
K2436	Dr Nkosazana Zuma Municipality	8586674229	7124128948 NDLANGISA THABISILE	AMAKUZA S1 UNDERBERG KZ	50	1.4346	15	71.73	10.7595	82.4895
K2436	Dr Nkosazana Zuma Municipality	8586977564	4214216865 MTHEMBU THEMBEKILE MARGARET	AMAKUZA S1						

KZ436	Dr Nkosazana Zuma Municipality	8644812995	4184166934	NGUBO IDAH	HOUSE	50	1.4346	15	71.73	10.7595	82.4895
KZ436	Dr Nkosazana Zuma Municipality	8660020343	37184688127	MNCWABE NOKWENZIWA THERESA	AMAKUZA UNDERBURG KZN	50	1.4346	15	71.73	10.7595	82.4895
KZ436	Dr Nkosazana Zuma Municipality	8703850122	4225019852	MAGUBANE SIFISO	AMAKUZA UNDERBURG KZN	50	1.4346	15	71.73	10.7595	82.4895
KZ436	Dr Nkosazana Zuma Municipality	8705191752	7031840908	MSIYA MAKHOSAZANA	TRADITIONAL HOUSE	50	1.4346	15	71.73	10.7595	82.4895
KZ436	Dr Nkosazana Zuma Municipality	8709799651	4176584904	MAPHANGA M	DWELLING	50	1.4346	15	71.73	10.7595	82.4895
KZ436	Dr Nkosazana Zuma Municipality	8713974452	22200468571	DLAMINI SIBONKISENI	AMAKUZA UNDERBURG KZN	50	1.4346	15	71.73	10.7595	82.4895
KZ436	Dr Nkosazana Zuma Municipality	8723383365	4228809957	TENZA NOMPUSHA	NOMANDLOVU DONNYBROO	50	1.4346	15	71.73	10.7595	82.4895
KZ436	Dr Nkosazana Zuma Municipality	8729346531	4224989766	JAMA NOMUSA VERONICA	AMAKUZA UNDERBURG KZN	50	1.4346	15	71.73	10.7595	82.4895
KZ436	Dr Nkosazana Zuma Municipality	8731326609	4224955239	MBHELE NOMUZA MUKE	AMAKUZA UNDERBURG KZN	50	1.4346	15	71.73	10.7595	82.4895
KZ436	Dr Nkosazana Zuma Municipality	8733131585	4225018936	TSHIZI NOMBULELO CLAUDELIA	AMAKUZA UNDERBURG KZN	50	1.4346	15	71.73	10.7595	82.4895
KZ436	Dr Nkosazana Zuma Municipality	8739672811	4225019902	ZONDI THEMBINKOSI JOSEPH	AMAKUZA UNDERBURG KZN	50	1.4346	15	71.73	10.7595	82.4895
KZ436	Dr Nkosazana Zuma Municipality	8747753972	4201067800	MAJOLA BUSISIWE	MQATSHENI UNDERBURG KZN	50	1.4346	15	71.73	10.7595	82.4895
KZ436	Dr Nkosazana Zuma Municipality	8764177723	4228192235	MBANJWA FIKILE	QLASHHE UNDERBURG KZN	50	1.4346	15	71.73	10.7595	82.4895
KZ436	Dr Nkosazana Zuma Municipality	8767556487	4236970958	CHIYA THANDKILE	TRADITIONAL HOUSE	50	1.4346	15	71.73	10.7595	82.4895
KZ436	Dr Nkosazana Zuma Municipality	8768179403	4228174332	MSWARA WINILE	QLASHHE UNDERBURG KZN	50	1.4346	15	71.73	10.7595	82.4895
KZ436	Dr Nkosazana Zuma Municipality	8791474753	4225001314	SOSIBO MFANISENI	AMAKUZA UNDERBURG KZN	50	1.4346	15	71.73	10.7595	82.4895
KZ436	Dr Nkosazana Zuma Municipality	8820621154	37204511408	NCOBENI DUMISILE FRANCISCA	HLANGANANI S1 IXOPO CNC I	50	1.4346	15	71.73	10.7595	82.4895
KZ436	Dr Nkosazana Zuma Municipality	8820661511	37204511390	MKHIZE BONGEKILE	HLANGANANI S1 IXOPO CNC I	50	1.4346	15	71.73	10.7595	82.4895
KZ436	Dr Nkosazana Zuma Municipality	8820914703	37204511341	MADLALA BABONGILE SYLVESTER	HLANGANANI S1 IXOPO CNC I	50	1.4346	15	71.73	10.7595	82.4895
KZ436	Dr Nkosazana Zuma Municipality	8838773874	4236765501	MAKHANYA GCINILALA	TRADITIONAL HOUSE	50	1.4346	15	71.73	10.7595	82.4895
KZ436	Dr Nkosazana Zuma Municipality	8842464742	4246398533	MBANJWA MAQOSHI	TRADITIONAL HOUSE	50	1.4346	15	71.73	10.7595	82.4895
KZ436	Dr Nkosazana Zuma Municipality	885431242	7158781786	JILI VALIPHATHWA MHLABA	TRADITIONAL HOUSE	50	1.4346	15	71.73	10.7595	82.4895
KZ436	Dr Nkosazana Zuma Municipality	8882293988	1077126546	MNCWABE ZANZAMUHE	Traditional house	50	1.4346	15	71.73	10.7595	82.4895
KZ436	Dr Nkosazana Zuma Municipality	8882439911	7031755007	GUMEDO DOMBI	TRADITIONAL HOUSE	50	1.4346	15	71.73	10.7595	82.4895
KZ436	Dr Nkosazana Zuma Municipality	8889200252	4225018631	SHEZI QONDLILE PROTASIA	AMAKUZA UNDERBURG KZN	50	1.4346	15	71.73	10.7595	82.4895
KZ436	Dr Nkosazana Zuma Municipality	8952779816	7103293523	SOSIBO MSHIYEMI JOHANNES	AMAKUZA UNDERBURG KZN	50	1.4346	15	71.73	10.7595	82.4895
KZ436	Dr Nkosazana Zuma Municipality	8953467507	4246105615	XABA BONGEKILE SYLVIA	HLANGANANI S1 IXOPO KZN C	50	1.4346	15	71.73	10.7595	82.4895
KZ436	Dr Nkosazana Zuma Municipality	8955800361	4212446662	MEMELA PROTAS	TRADITIONAL HOUSE	50	1.4346	15	71.73	10.7595	82.4895
KZ436	Dr Nkosazana Zuma Municipality	8962609674	4236776714	XABA NOKUTHULA	HLANGANANI S1 IXOPO KZN C	50	1.4346	15	71.73	10.7595	82.4895
KZ436	Dr Nkosazana Zuma Municipality	8963167258	4246103305	XABA CYRIL MHLONIPHENI	HLANGANANI S1 IXOPO KZN C	50	1.4346	15	71.73	10.7595	82.4895
KZ436	Dr Nkosazana Zuma Municipality	8965764053	4244546653	NCOBENI NOMPULO CNTHIA	HLANGANANI S1 IXOPO KZN C	50	1.4346	15	71.73	10.7595	82.4895
KZ436	Dr Nkosazana Zuma Municipality	8977963486	4228184992	MTOLO THEMBINI	QLASHHE UNDERBURG KZN	50	1.4346	15	71.73	10.7595	82.4895
KZ436	Dr Nkosazana Zuma Municipality	8996418604	7087651720	SIMELANE THEMBINI	XOSHEYAKHE ENKELEBANTW	50	1.4346	15	71.73	10.7595	82.4895
KZ436	Dr Nkosazana Zuma Municipality	9019707221	4236955326	MBANJWA PROTAS	TRADITIONAL HOUSE	50	1.4346	15	71.73	10.7595	82.4895
KZ436	Dr Nkosazana Zuma Municipality	9019873327	7031841765	SOSIBO FHILANI	TRADITIONAL HOUSE	50	1.4346	15	71.73	10.7595	82.4895
KZ436	Dr Nkosazana Zuma Municipality	9022430010	7101051329	XABA NOKUTHULA	TRADITIONAL HOUSE	50	1.4346	15	71.73	10.7595	82.4895
KZ436	Dr Nkosazana Zuma Municipality	9026058986	37200278796	NZIMANDE ZOLILE	XOSHEYAKHE ENKELEBANTW	50	1.4346	15	71.73	10.7595	82.4895
KZ436	Dr Nkosazana Zuma Municipality	9069500456	1346911132	KWABELA JABULANI	QLASHHE UNDERBURG KZN	50	1.4346	15	71.73	10.7595	82.4895
KZ436	Dr Nkosazana Zuma Municipality	9080854956	7047004473	MBHELE SEBENZILE T	QUMENI BULWER	50	1.4346	15	71.73	10.7595	82.4895
KZ436	Dr Nkosazana Zuma Municipality	9081412203	7134474857	SABELA MALIN	NKUMUN S1 UNDERBERG KZN	50	1.4346	15	71.73	10.7595	82.4895
KZ436	Dr Nkosazana Zuma Municipality	9087610867	7134474761	MBANJWA MODOBI	KILMUN S1 UNDERBERG KZN	50	1.4346	15	71.73	10.7595	82.4895
KZ436	Dr Nkosazana Zuma Municipality	9089891633	7134437289	SABELA SITHEMBILE	KILMUN S1 UNDERBERG KZN	50	1.4346	15	71.73	10.7595	82.4895
KZ436	Dr Nkosazana Zuma Municipality	9100118571	4228288215	SOSIBO VICTUS	HOUSE	50	1.4346	15	71.73	10.7595	82.4895
KZ436	Dr Nkosazana Zuma Municipality	9102145460	7134437248	MBANJWA GLORIA	KILMUN S1 UNDERBERG KZN	50	1.4346	15	71.73	10.7595	82.4895
KZ436	Dr Nkosazana Zuma Municipality	9102582256	4242623232	MDLADLA HLABEKISILE	AMAKHUZE UNDERBURG KZN	50	1.4346	15	71.73	10.7595	82.4895
KZ436	Dr Nkosazana Zuma Municipality	9106271583	7158775945	DLAMINI NONHLANHLA ALOIS	HLANGANANI 3 CREIGHTON I	50	1.4346	15	71.73	10.7595	82.4895
KZ436	Dr Nkosazana Zuma Municipality	9106804424	7134437172	MBANJWA LINDELENI	KILMUN S1 UNDERBERG KZN	50	1.4346	15	71.73	10.7595	82.4895
KZ436	Dr Nkosazana Zuma Municipality	9115256532	4239668778	MTHEMBU NOZITHEMBISO PEARL	AMAKHUZE UNDERBURG KZN	50	1.4346	15	71.73	10.7595	82.4895
KZ436	Dr Nkosazana Zuma Municipality	9120722529	4242718346	MTHEMBU NANA ANNATORIA	AMAKHUZE UNDERBURG KZN	50	1.4346	15	71.73	10.7595	82.4895
KZ436	Dr Nkosazana Zuma Municipality	9122085344	7134474571	KHAWULA LCORDA	KILMUN S1 UNDERBERG KZN	50	1.4346	15	71.73	10.7595	82.4895
KZ436	Dr Nkosazana Zuma Municipality	9124772420	7134474506	TSHIZA ZILONDILE	KILMUN S1 UNDERBERG KZN	50	1.4346	15	71.73	10.7595	82.4895
KZ436	Dr Nkosazana Zuma Municipality	9124524217	7134475628	MBANJWA DUMAZILE	KILMUN S1 UNDERBERG KZN	50	1.4346	15	71.73	10.7595	82.4895
KZ436	Dr Nkosazana Zuma Municipality	9126728281	7134475636	MBANJWA TATOKWAKHE	KILMUN S1 UNDERBERG KZN	50	1.4346	15	71.73	10.7595	82.4895
KZ436	Dr Nkosazana Zuma Municipality	9128345959	7138632673	DLAMINI PRETTY NONHLANHLA	KILMUN S1 UNDERBERG KZN	50	1.4346	15	71.73	10.7595	82.4895
KZ436	Dr Nkosazana Zuma Municipality	9136935949	7134437180	MBANJWA LUNGELENI	Nkwezile	50	1.4346	15	71.73	10.7595	82.4895
KZ436	Dr Nkosazana Zuma Municipality	9146009121	7031789477	MFUGENI YOLI	KILMUN S1 UNDERBERG KZN	50	1.4346	15	71.73	10.7595	82.4895
KZ436	Dr Nkosazana Zuma Municipality	9140388547	37197910260	MBANJWA SEBENZANI ZATHA	Brick House	50	1.4346	15	71.73	10.7595	82.4895
KZ436	Dr Nkosazana Zuma Municipality	9150130323	7134474449	SABELA KHUPHUKILE	NSIMBINI	50	1.4346	15	71.73	10.7595	82.4895
KZ436	Dr Nkosazana Zuma Municipality	9151304247	7134474456	SABELA ZANELE	KILMUN S1 UNDERBERG KZN	50	1.4346	15	71.73	10.7595	82.4895
KZ436	Dr Nkosazana Zuma Municipality	9156846663	7146338657	MTHEMBU HAWULWENGWE	KILMUN S1 UNDERBERG KZN	50	1.4346	15	71.73	10.7595	82.4895
KZ436	Dr Nkosazana Zuma Municipality	9158437717	7134474610	DLAMINI VUMILE	KILMUN S1 UNDERBERG KZN	50	1.4346	15	71.73	10.7595	82.4895
KZ436	Dr Nkosazana Zuma Municipality	9159056955	4184168179	CHULE NONTSHIZI NOMUSA	HOUSE	50	1.4346	15	71.73	10.7595	82.4895
KZ436	Dr Nkosazana Zuma Municipality	9162450446	7134589057	MBANJWA VUYISILE	KILMUN S1 UNDERBERG KZN	50	1.4346	15	71.73	10.7595	82.4895
KZ436	Dr Nkosazana Zuma Municipality	9164106640	7134587968	DLAMINI CELWE	KILMUN S1 UNDERBERG KZN	50	1.4346	15	71.73	10.7595	82.4895
KZ436	Dr Nkosazana Zuma Municipality	9165507888	7134589154	KHONJWAYO NOMZAMO	KILMUN S1 UNDERBERG KZN	50	1.4346	15	71.73	10.7595	82.4895
KZ436	Dr Nkosazana Zuma Municipality	9165485804	37197910146	DLAMINI REGINALD SAMUKELO	PHAYINDANE	50	1.4346	15	71.73	10.7595	82.4895
KZ436	Dr Nkosazana Zuma Municipality	9168639141	7134588024	MNCWABE LUNGILE	PHAYINDANE	50	1.4346	15	71.73	10.7595	82.4895
KZ436	Dr Nkosazana Zuma Municipality	9160435032	37197910062	ZONDI THEMBINKOSI JOSEPH	KILMUN S1 UNDERBERG KZN	50	1.4346	15	71.73	10.7595	82.4895
KZ436	Dr Nkosazana Zuma Municipality	9163608982	7146952200	DLAMINI THEMBALE ANNATOLIA	PHAYINDANE	50	1.4346	15	71.73	10.7595	82.4895
KZ436	Dr Nkosazana Zuma Municipality	9171206572	4222850127	MSIYA NTOMBIFUTHI	TRADITIONAL HOUSE	50	1.4346	15	71.73	10.7595	82.4895
KZ436	Dr Nkosazana Zuma Municipality	9172623748	7134587893	SABELA BONANI	KILMUN S1 UNDERBERG KZN	50	1.4346	15	71.73	10.7595	82.4895
KZ436	Dr Nkosazana Zuma Municipality	9173487994	4245254422	MTHEMBU EDGAR	Traditional house	50	1.4346	15	71.73	10.7595	82.4895
KZ436	Dr Nkosazana Zuma Municipality	9174961452	7103296666	DLAMINI HLALELENI	PHAYINDANE	50	1.4346	15	71.73	10.7595	82.4895
KZ436	Dr Nkosazana Zuma Municipality	9176342621	7134587877	SABELA MADLENKOSI	KILMUN S1 UNDERBERG KZN	50	1.4346	15	71.73	10.7595	82.4895
KZ436	Dr Nkosazana Zuma Municipality	9186181545	37197906177	MBANJWA PHILIPINA NTOMBIFUTHI	PHAYINDANE	50	1.4346	15	71.73	10.7595	82.4895
KZ436	Dr Nkosazana Zuma Municipality	9181682896	7134587992	MBANJWA SISTELA	KILMUN S1 UNDERBERG KZN	50	1.4346	15	71.73	10.7595	82.4895
KZ436	Dr Nkosazana Zuma Municipality	9182928196	7134587950	SABELA ZIMISE	KILMUN S1 UNDERBERG KZN	50	1.4346	15	71.73	10.7595	82.4895
KZ436	Dr Nkosazana Zuma Municipality	9181237579	37197905310	MBANJWA BATHINI	PHAYINDANE	50	1.4346	15	71.73	10.7595	82.4895
KZ436	Dr Nkosazana Zuma Municipality	9187345264	7134437339	SABELA STAFF MZOFAYO	KILMUN S1 UNDERBERG KZN	50	1.4346	15			

K2436	Dr Nkosazana Zuma Municipality	9334528194	37197808314	MNGUNI SIKHUMBUZO	NOMHOJANA UNDERBERG K	50	1.4346	15	71.73	10.7595	82.4895
K2436	Dr Nkosazana Zuma Municipality	9337163857	4192576553	MBHELE THEMZENZI	TRADITIONAL HOUSE	50	1.4346	15	71.73	10.7595	82.4895
K2436	Dr Nkosazana Zuma Municipality	9337926563	4228187268	MJWARA MAVIS	QLASHIE UNDERBURG KZN	50	1.4346	15	71.73	10.7595	82.4895
K2436	Dr Nkosazana Zuma Municipality	9349726234	37186057347	PHUNGULA ADRIAS	QLASHIE UNDERBURG KZN	50	1.4346	15	71.73	10.7595	82.4895
K2436	Dr Nkosazana Zuma Municipality	9364817177	4244526457	MJWARA ZINHLE GLADYS	AMAKHUZA S1 UNDERBERG K	50	1.4346	15	71.73	10.7595	82.4895
K2436	Dr Nkosazana Zuma Municipality	9370743414	7049858025	CHILIZA NDABINGHELE MOSES	NKWEZELA	50	1.4346	15	71.73	10.7595	82.4895
K2436	Dr Nkosazana Zuma Municipality	9372612368	4244517969	MTOLO NOKULUNGA CAMSILE	AMAKHUZA S1 UNDERBERG K	50	1.4346	15	71.73	10.7595	82.4895
K2436	Dr Nkosazana Zuma Municipality	9391111593	4225005975	SHOBA MUFANUVELE SINOTHI	AMAKHUZA UNDERBURG KZN	50	1.4346	15	71.73	10.7595	82.4895
K2436	Dr Nkosazana Zuma Municipality	9391731475	4244515633	BUTHELEZI ELIZABETH NOBUHLE	AMAKHUZA S1 UNDERBERG K	50	1.4346	15	71.73	10.7595	82.4895
K2436	Dr Nkosazana Zuma Municipality	9399265680	7031760577	MIYA PAULOS	TRADITIONAL HOUSE	50	1.4346	15	71.73	10.7595	82.4895
K2436	Dr Nkosazana Zuma Municipality	9400667875	4225006938	KHAWULA DOLLY ZAMISILE	AMAKHUZA UNDERBURG KZN	50	1.4346	15	71.73	10.7595	82.4895
K2436	Dr Nkosazana Zuma Municipality	9409908907	4228187250	MTOLO ZIBUYILE	QLASHIE UNDERBURG KZN	50	1.4346	15	71.73	10.7595	82.4895
K2436	Dr Nkosazana Zuma Municipality	9410347620	4225028929	MTHEMBU THEMBEKILE PHILIPINA	AMAKHUZA UNDERBURG KZN	50	1.4346	15	71.73	10.7595	82.4895
K2436	Dr Nkosazana Zuma Municipality	9418772468	4244518025	SOSIBO ZINHLE	AMAKHUZA S1 UNDERBERG K	50	1.4346	15	71.73	10.7595	82.4895
K2436	Dr Nkosazana Zuma Municipality	9428022664	4227296979	MBHELE NQUPHU BAKHONZILE	SANDANEZWEZI S1 RICHMOND	50	1.4346	15	71.73	10.7595	82.4895
K2436	Dr Nkosazana Zuma Municipality	9428022664	4227296979	MBHELE NQUPHU BAKHONZILE	SANDANEZWEZI S1 RICHMOND	50	1.4346	15	71.73	10.7595	82.4895
K2436	Dr Nkosazana Zuma Municipality	9432157867	4176433615	DLAMINI MAKHOSONKE	TRADITIONAL HOUSE	50	1.4346	15	71.73	10.7595	82.4895
K2436	Dr Nkosazana Zuma Municipality	9466534387	7137256801	ZACA CASHELENI GETRUDE	EHLABENI BULWER KZN	50	1.4346	15	71.73	10.7595	82.4895
K2436	Dr Nkosazana Zuma Municipality	9475483901	4244526507	MTOLO XOLANI	AMAKHUZA S1 UNDERBERG K	50	1.4346	15	71.73	10.7595	82.4895
K2436	Dr Nkosazana Zuma Municipality	9477898515	4225007345	SIBETHA BAQHELE GLORIA	AMAKHUZA UNDERBURG KZN	50	1.4346	15	71.73	10.7595	82.4895
K2436	Dr Nkosazana Zuma Municipality	9482380654	7031829257	ZULU BAHUMILE	TRADITIONAL HOUSE	50	1.4346	15	71.73	10.7595	82.4895
K2436	Dr Nkosazana Zuma Municipality	9498998701	4232711046	NGCAMU NOMFICA	EHLABENI BULWER KZN	50	1.4346	15	71.73	10.7595	82.4895
K2436	Dr Nkosazana Zuma Municipality	9502687928	7078103343	DHLAMINI NOKUTHULA DOREEN	HOUSE	50	1.4346	15	71.73	10.7595	82.4895
K2436	Dr Nkosazana Zuma Municipality	9508013501	4209222951	NZIMANDE WANDILE PENWELL	EHLABENI BULWER KZN	50	1.4346	15	71.73	10.7595	82.4895
K2436	Dr Nkosazana Zuma Municipality	9513367341	7117660048	MBANJWA NOMPUMELELO	EMASAMENI S1 IXOPO KZN O	50	1.4346	15	71.73	10.7595	82.4895
K2436	Dr Nkosazana Zuma Municipality	9529963344	1077095618	MADE NTOMBIFIKILE	TRADITIONAL HOUSE	50	1.4346	15	71.73	10.7595	82.4895
K2436	Dr Nkosazana Zuma Municipality	9531605262	4225020314	NGCOBO THEMBEKILE VIRGINIA	AMAKHUZA UNDERBURG KZN	50	1.4346	15	71.73	10.7595	82.4895
K2436	Dr Nkosazana Zuma Municipality	9537223493	4222798110	SHEMLENE ANGELINE THEMBEKILE	EMANGWANENI BULWER UN	50	1.4346	15	71.73	10.7595	82.4895
K2436	Dr Nkosazana Zuma Municipality	9540114272	4074176852	KHUMALO P	HOUSE	50	1.4346	15	71.73	10.7595	82.4895
K2436	Dr Nkosazana Zuma Municipality	9566056389	4255141030	NGCUNU HLENGIWE EUNICE	HLABENI UNDERBERG KZN OI	50	1.4346	15	71.73	10.7595	82.4895
K2436	Dr Nkosazana Zuma Municipality	9568682151	7158922612	JACA BONGKINSO	HLABENI UNDERBERG KZN OI	50	1.4346	15	71.73	10.7595	82.4895
K2436	Dr Nkosazana Zuma Municipality	9579983436	4225000142	NGCBELE NOMATHEMBA GACILE	AMAKHUZA UNDERBURG KZN	50	1.4346	15	71.73	10.7595	82.4895
K2436	Dr Nkosazana Zuma Municipality	9579983436	4225000142	NGCBELE NOMATHEMBA GACILE	AMAKHUZA UNDERBURG KZN	50	1.4346	15	71.73	10.7595	82.4895
K2436	Dr Nkosazana Zuma Municipality	9581503338	4088314515	MKANDI BALAMBILE	NKWEZELA UNDERBURG KZN	50	1.4346	15	71.73	10.7595	82.4895
K2436	Dr Nkosazana Zuma Municipality	9581503338	4088314515	MKANDI BALAMBILE	NKWEZELA UNDERBURG KZN	50	1.4346	15	71.73	10.7595	82.4895
K2436	Dr Nkosazana Zuma Municipality	9596610674	7101051071	CHILIZA NTOMBIFUTHI	AMAKHUZA UNDERBURG KZN	50	1.4346	15	71.73	10.7595	82.4895
K2436	Dr Nkosazana Zuma Municipality	960501987	4225003286	PHUNGULA ZIBANA	AMAKHUZA UNDERBURG KZN	50	1.4346	15	71.73	10.7595	82.4895
K2436	Dr Nkosazana Zuma Municipality	9607144355	4228189934	MBATHA SLINDILE	QLASHIE UNDERBURG KZN	50	1.4346	15	71.73	10.7595	82.4895
K2436	Dr Nkosazana Zuma Municipality	9607287762	4178225803	DLAMINI MVUMELENI	TRADITIONAL HOUSE	50	1.4346	15	71.73	10.7595	82.4895
K2436	Dr Nkosazana Zuma Municipality	9613465986	4212074910	MIYA MZWANDILE	TRADITIONAL HOUSE	50	1.4346	15	71.73	10.7595	82.4895
K2436	Dr Nkosazana Zuma Municipality	9613690573	4211108172	MDLADLA DANISILE	TRADITIONAL HOUSE	50	1.4346	15	71.73	10.7595	82.4895
K2436	Dr Nkosazana Zuma Municipality	9613763980	4209254269	DLAMINI LINDUYISE BEATUS	EHLABENI BULWER KZN	50	1.4346	15	71.73	10.7595	82.4895
K2436	Dr Nkosazana Zuma Municipality	9623694635	37200362491	MBANJWA MZONGADI	QLASHIE UNDERBURG KZN	50	1.4346	15	71.73	10.7595	82.4895
K2436	Dr Nkosazana Zuma Municipality	962798075	4228189926	RADEBE NOXOLO	QLASHIE UNDERBURG KZN	50	1.4346	15	71.73	10.7595	82.4895
K2436	Dr Nkosazana Zuma Municipality	9654499335	4231407745	DLAMINI MAKOSAZANE	MAHWACA UNDERBURG KZN	50	1.4346	15	71.73	10.7595	82.4895
K2436	Dr Nkosazana Zuma Municipality	9664366213	4225007014	MTOLO THEMBSILE ELIZABETH	AMAKHUZA UNDERBURG KZN	50	1.4346	15	71.73	10.7595	82.4895
K2436	Dr Nkosazana Zuma Municipality	9664379594	7145972159	SHABALALA SIPHO	TRADITIONAL HOUSE	50	1.4346	15	71.73	10.7595	82.4895
K2436	Dr Nkosazana Zuma Municipality	9673940406	4224984023	MBANJWA UNGAPHIKINAYE	AMAKHUZE UNDERBURG KZN	50	1.4346	15	71.73	10.7595	82.4895
K2436	Dr Nkosazana Zuma Municipality	9688041774	4224999799	BHENGU THOUSILE KELSO	AMAKHUZE UNDERBURG KZN	50	1.4346	15	71.73	10.7595	82.4895
K2436	Dr Nkosazana Zuma Municipality	9690286151	4225006800	TSEJDI DOMPAS VINCENT	AMAKHUZE UNDERBURG KZN	50	1.4346	15	71.73	10.7595	82.4895
K2436	Dr Nkosazana Zuma Municipality	9696452048	4246112637	RADEBE NOMATHEMBA	HLANGANANI IXOPO KZN OU	50	1.4346	15	71.73	10.7595	82.4895
K2436	Dr Nkosazana Zuma Municipality	9703411361	4246103149	MKIZE EUNICE	HLANGANANI S1 IXOPO KZN C	50	1.4346	15	71.73	10.7595	82.4895
K2436	Dr Nkosazana Zuma Municipality	9704428058	4209220914	SHABALALA THOKO GRIGORIA	EHLABENI BULWER KZN	50	1.4346	15	71.73	10.7595	82.4895
K2436	Dr Nkosazana Zuma Municipality	9704754877	4225017773	MNGUNI PHUMULILE	AMAKHUZA UNDERBURG KZN	50	1.4346	15	71.73	10.7595	82.4895
K2436	Dr Nkosazana Zuma Municipality	9705692350	37196853123	CHIYA EUNICE ZIBUYILE	AMAKHUZA UNDERBURG KZN	50	1.4346	15	71.73	10.7595	82.4895
K2436	Dr Nkosazana Zuma Municipality	9708353716	4225017781	MAMPELE NTOMBEKHAYA MARIET	AMAKHUZA UNDERBURG KZN	50	1.4346	15	71.73	10.7595	82.4895
K2436	Dr Nkosazana Zuma Municipality	9708854875	4209213414	MTHEMBU THOKO MAUREEN	EHLABENI BULWER KZN	50	1.4346	15	71.73	10.7595	82.4895
K2436	Dr Nkosazana Zuma Municipality	9709327664	7134604763	ZULU MILDREDIS NOMFUNDO	TRADITIONAL HOUSE	50	1.4346	15	71.73	10.7595	82.4895
K2436	Dr Nkosazana Zuma Municipality	9713641562	4225007196	NDABA QUKHU VITALIS	AMAKHUZA UNDERBURG KZN	50	1.4346	15	71.73	10.7595	82.4895
K2436	Dr Nkosazana Zuma Municipality	9719111953	4225028747	MINDALI PHUTHUMANI	AMAKHUZA UNDERBURG KZN	50	1.4346	15	71.73	10.7595	82.4895
K2436	Dr Nkosazana Zuma Municipality	9724473231	4203419199	MOTOKUJON CALTON MFANYANA	MQATSHENI UNDERBURG KZI	50	1.4346	15	71.73	10.7595	82.4895
K2436	Dr Nkosazana Zuma Municipality	9727174533	4236970366	RADEBE BHEKEZAKE	TRADITIONAL HOUSE	50	1.4346	15	71.73	10.7595	82.4895
K2436	Dr Nkosazana Zuma Municipality	9730028724	4246112645	KESWA MILDRED FISANI	HLANGANANI S1 IXOPO KZN C	50	1.4346	15	71.73	10.7595	82.4895
K2436	Dr Nkosazana Zuma Municipality	9737749913	4246388499	SHOBA BABHEKILE	AMAKHUZE UNDERBURG KZN	50	1.4346	15	71.73	10.7595	82.4895
K2436	Dr Nkosazana Zuma Municipality	9744807444	4209219213	NGUBO GREYS GETHY	EHLABENI BULWER KZN	50	1.4346	15	71.73	10.7595	82.4895
K2436	Dr Nkosazana Zuma Municipality	9745628802	4225017765	PHUNGULA ZIMEPHI PAULINA	AMAKHUZA UNDERBURG KZN	50	1.4346	15	71.73	10.7595	82.4895
K2436	Dr Nkosazana Zuma Municipality	9748437358	42250022258	NGUBO GREYS GETHY	EHLABENI BULWER KZN	50	1.4346	15	71.73	10.7595	82.4895
K2436	Dr Nkosazana Zuma Municipality	9750564841	4225002411	KHUBONI XOLANI	AMAKHUZE UNDERBURG KZN	50	1.4346	15	71.73	10.7595	82.4895
K2436	Dr Nkosazana Zuma Municipality	9754928639	4225028956	SOSIBO BUSELAPHI FLORENCE	AMAKHUZA UNDERBURG KZN	50	1.4346	15	71.73	10.7595	82.4895
K2436	Dr Nkosazana Zuma Municipality	9764812785	4225017783	BENGU BUSELAPHI AGNES	AMAKHUZA UNDERBURG KZN	50	1.4346	15	71.73	10.7595	82.4895
K2436	Dr Nkosazana Zuma Municipality	9765923906	4225017716	MNGUNI KONZENI CONSTANCE	AMAKHUZA UNDERBURG KZN	50	1.4346	15	71.73	10.7595	82.4895
K2436	Dr Nkosazana Zuma Municipality	9769897671	4201072230	DUMA JOSEPH	MQATSHENI UNDERBURG KZI	50	1.4346	15	71.73	10.7595	82.4895
K2436	Dr Nkosazana Zuma Municipality	9772085338	4225007360	MUTWA DOPI BACUPHILE	AMAKHUZA UNDERBURG KZN	50	1.4346	15	71.73	10.7595	82.4895
K2436	Dr Nkosazana Zuma Municipality	9780183971	7118618995	SHOZI LETTICIA	TRADITIONAL HOUSE	50	1.4346	15	71.73	10.7595	82.4895
K2436	Dr Nkosazana Zuma Municipality	9781867762	3720025380	MTOLO THOBILE	AMAKHUZE UNDERBURG KZN	50	1.4346	15	71.73	10.7595	82.4895
K2436	Dr Nkosazana Zuma Municipality	9785019451	4107188494	BEKWA BONGANANI	TRADITIONAL HOUSE	50	1.4346	15	71.73	10.7595	82.4895
K2436	Dr Nkosazana Zuma Municipality	9792198729	4224894255	MNGUNI BANCAMILLE OCTAVIA	AMAKHUZE UNDERBURG KZN	50	1.4346	15	71.73	10.7595	82.4895
K2436	Dr Nkosazana Zuma Municipality	9800871640	4225000076	DLAMINI GULUVA THOMAS	AMAKHUZA UNDERBURG KZN	50	1.4346	15	71.73	10.7595	82.4895
K2436	Dr Nkosazana Zuma Municipality	9817927903</									

KZ436	Dr Nkosazana Zuma Municipality	9941884642	4224900367 DLAMINI NOMALOLI MFUSHANE	AMAKHUZE UNDERBURG KZN	50	1.4346	15	71.73	10.7595	82.4895
KZ436	Dr Nkosazana Zuma Municipality	9943761494	4225006818 NZIMANDE THOMAS SIYABONGA	AMAKHUZE UNDERBURG KZN	50	1.4346	15	71.73	10.7595	82.4895
KZ436	Dr Nkosazana Zuma Municipality	9959395475	4228717593 NZIMANDE BONGEKILE GRACE CYNT	NKUMBA	50	1.4346	15	71.73	10.7595	82.4895
KZ436	Dr Nkosazana Zuma Municipality	9968922508	4237613387 DLAMINI LILIMALE	BHIDLA BULWER KZN	50	1.4346	15	71.73	10.7595	82.4895
KZ436	Dr Nkosazana Zuma Municipality	9969184966	22200452146 LUSWAZI NONHLANHLA JOYCE	Brick House	50	1.4346	15	71.73	10.7595	82.4895
KZ436	Dr Nkosazana Zuma Municipality	9971653323	4209213463 MNCWABE THOKOZILE	EHLABENI BULWER KZN	50	1.4346	15	71.73	10.7595	82.4895
KZ436	Dr Nkosazana Zuma Municipality	9980603895	4227011618 NGUBO NELISIWE IVY	EHLABENI BULWER KZN	50	1.4346	15	71.73	10.7595	82.4895
KZ436	Dr Nkosazana Zuma Municipality	9984023317	7031758704 KHUBONE VEZUMUSA	TRADITIONAL HOUSE	50	1.4346	15	71.73	10.7595	82.4895

EXPENDITURE MANAGEMENT REPORT  
FOR  
SECOND QUARTER

## EXPENDITURE MANAGEMENT REPORT FOR THE SECOND QUARTER 2021

**AUTHOR** : Chief Finance Officer

**Levels** : 1<sup>st</sup> Level –MANCO  
: 2<sup>ND</sup>Level- Committee  
: 3<sup>RD</sup> Level-Exco  
: 4<sup>th</sup> Level-Council

### 2. PURPOSE

To report to the committee on the payments made during the Second Quarter 2021

### 3. LEGAL REQUIREMENTS

- MFMA Act NO .56 of 2003

### 4. BACKGROUND AND REASONING

The accounting officer of a municipality is responsible for the management of the expenditure of the municipality. The accounting officer must take all reasonable steps to ensure that the municipality has and maintains an effective system of expenditure control, including procedures for approval, authorisation, withdrawal and payments of funds

The accounting officer must also make sure that the municipality has and maintains a system of internal control in respect of creditors and payments, that payments by the municipality are made directly to the person to whom it is due unless agreed otherwise for reasons as may be prescribed, and that all money owing by the municipality be paid within 30 days of receiving the relevant invoice or statement, unless prescribed otherwise for certain categories of expenditure.

### 5. FINANCIAL IMPLICATIONS

No financial implications

### 6. STAFF IMPLICATIONS

No staff implications

### 7. Annexures

- Payment listing DR Nkosazana Dlamini Zuma Municipality
- Top ten creditors

### 8. RECOMMENDATIONS

That this report noted by the committee

**DR NKOSAZANA DLAMINI ZUMA LOCAL MUNICIPALITY**  
**LIST OF PAYMENTS MADE IN THE MONTH OF OCTOBER 2021**

PAYMENT NUMBER	SUPPLIER NAME	DESCRIPTION	AMOUNT	DATE OF INVOICE	PAYMENT DATE
401	Nduna Organization	Renovation of Junction community Hall Certificate 4.	5 700,00	2021/10/05	2021/10/18
402	Nashua	Telephone October Statement	54 098,00	2021/10/08	2021/10/18
403	Rusbro Engineering Works(PTY)LD	Procurement of Calibration on Breathalyzers	31 050,00	2021/10/08	2021/10/18
404	Inkatha Agencies Sports and Co	Procurement of Protective Clothing for Corporate Service Department	24 200,00	2021/10/08	2021/10/18
405	Lmlithuba (PTY)LD	Procurement of Treated Poles for Himeville Dam	27 750,00	2021/10/08	2021/10/18
406	Indwe Risk Service	Renewal of insurance policy cover for Councillors	51 997,09	2021/10/08	2021/10/18
407	Konica Minolta	Monthly Rental charges for Photocopying and Printing Machine charges for September 2021	102 338,66	2021/10/08	2021/10/18
408	Sifiso Kheswa	Preparation for the MAA Meeting and attending meeting of the Municipality appeals Authority	6 551,72	2021/10/08	2021/10/18
409	Mhlongo Transcoin Security Service (PTY)LTD	Protection Service for Dr NDZ Local Municipality Sites and Protection of MM, Deputy Mayor, Mayor, Mr Sondezi, Councillor Keswa	1 110 095,00	2021/10/11	2021/10/18
410	The Institute of Internal Auditors SA	Graduate member renewal fees for Miss Van Zyl June 2021 to May 2022	2 958,38	2021/10/08	2021/10/18
411	BM Infrastructure JV Mabona Civils	Upgrading of Creighton Town Cert3.	1 457 516,04	2021/09/27	2021/10/18
412	Good morning I.T & Stationary	Supply and Delivery of 3 Laptop. Think Book G2 I7L	64 995,00	2021/10/08	2021/10/18
413	MC Nshaimishali Attorney's	Representing Dr NDZ Local Municipality vs Smart Security case no. 4854/2.	140 802,00	2021/10/05	2021/10/18
414	Shorff's Nissan cc	Procurement of JD Truck Queter CWF330 & Procurement of 16 ton Skip loader	2 279 429,95	2021/09/28	2021/10/18
415	Lusted & Johnson	Petrol for Brush cutters for Himeville, Bulwer, Underberg, Creighton & Petrol for Fire fighting Pumps	11 791,73	2021/10/08	2021/10/18
416	Eskom Creighton Local Authority	Electricity October statement	3 002,88	2021/10/14	2021/10/18
417	Eskom: 6521626228	Electricity October statement	25 136,63	2021/10/14	2021/10/18
418	Eskom: Creighton Pound	Electricity October statement	5 878,97	2021/10/14	2021/10/18
419	Eskom: Eskom Health Committee Office	Electricity October statement	10 086,09	2021/10/14	2021/10/18
420	Eskom : 7220847783	Electricity October statement	5 211,29	2021/10/14	2021/10/18
421	Eskom: Eskom Old Post Office	Electricity October statement	1 961,76	2021/10/14	2021/10/18
422	ESKOM: LOT 68 WEST END	Electricity October statement	820,82	2021/10/14	2021/10/18
423	Eskom Municipal House	Electricity October statement	6 830,36	2021/10/14	2021/10/18
424	Eskom Lot3 Smith street	Electricity October statement	3 402,21	2021/10/14	2021/10/18
425	Eskom: Storfield Nkwazela	Electricity October statement	3 370,14	2021/10/14	2021/10/18
426	Eskom: Free Basic Electricity	Electricity September statement	106 862,88	2021/10/14	2021/10/18
427	CIPS Southern Africa Pty/Ltd	Membership fees for Ms N Hloliwe	2 018,25	2021/10/14	2021/10/18
428	Evaluation Enhance Property	Supplementary Roll & VRMS October statement	23 572,01	2021/10/14	2021/10/18
429	Eskom Municipal House	Electricity October statement	3 796,98	2021/10/14	2021/10/18
430	Double Trading and Projects	Procurement of Personal Protective Equipment	28 400,00	2021/10/08	2021/10/18
431	Eyethu 360 Projects	Procurement of EOS DC Starter 200D Camera, VN-541 PC Digital Voice Recorder	15 500,00	2021/10/08	2021/10/18

LIST OF PAYMENTS MADE IN THE MONTH OF OCTOBER 2021						
PAYMENT NUMBER	SUPPLIER NAME	DESCRIPTION	AMOUNT	DATE OF INVOICE	PAYMENT DATE	
436	Eskom Bulwer Art Centre	Electricity October statement	4 818,16	2021/10/22	2021/10/30	
437	Eskom	Electricity October statement	161,18	2021/10/22	2021/10/30	
438	Eskom Creighton Streetlight	Electricity October statement	3 628,35	2021/10/22	2021/10/30	
439	Eskom Bulwer taxi rank	Electricity October statement	3 520,46	2021/10/22	2021/10/30	
440	Ayanda Mbanga	Advertisement for Supply & Installation of 60 ton heavy duty road weighting, Veterinarian Panel of 5 Service providers media contract, Contractors to Construct 3 Guardhouse, Supply & Delivery of 10 waste bins, Public Notice intention to extend contract, Panel 5 Service Provider for debt collection, Post for ICT & P.A for Senior Corporate Manager	38 756,49	2021/10/22	2021/10/30	
441	Vathisa Liquor 7 Trading	Procurement of Material for Himeville community Dam & Fridge, microwave, kettle for Donnybrook Parkhome	23 193,00	2021/10/22	2021/10/30	
442	Ambiose (pty) Ltd	Procurement of Hydrant adapters and Spammer	7 500,00	2021/10/22	2021/10/30	
443	Xaba M.A	Repair of tyres on Municipal Vehicles	4 185,00	2021/10/21	2021/10/30	
444	MS Sibisi	Travelling claim for Disciplinary matter of NDZ vs Mr M Bandedzi	4 340,00	2021/10/21	2021/10/30	
445	Mthutha Trading Enterprise	Procurement of Toilet Paper for Municipal buildings and Cleaning material	95 020,00	2021/10/22	2021/10/30	
446	Welcony Investment (pty) Ltd	Procurement of refuse bags for NDZ Municipal Creighton area	104 046,25	2021/10/22	2021/10/30	
448	Vunokwakhe Construction	Procurement of Medical PPE: Wipes 25Litre sanitizer, Disposable hand paper towels	19 100,00	2021/10/22	2021/10/30	
449	Bulwer Library & Hall: 5241271066	Electricity October statement	17 145,37	2021/10/22	2021/10/30	
450	Eskom 111 Streetlight himeville	Electricity October statement	6 977,95	2021/10/22	2021/10/30	
451	Eskom 131 street light	Electricity October statement	7 962,90	2021/10/22	2021/10/30	
452	Anvision Computers	Procurement of MS Office Home & Business, Procurement of Acer Laptop TMP215 Travel mate Mr Mkhize, Courier chargers to Creighton	26 185,00	2021/10/22	2021/10/30	
453	Absolute Group	Procurement of Construction signage red flags	1 220,00	2021/10/22	2021/10/30	
454	Lisakanyisa Projects	Procurement of Medical PPE: Covid 19 awareness Program for Senior Citizens	23 400,00	2021/10/22	2021/10/30	
455	Sonapho Project and Event	Procurement of First Aid Boxes with refill and wall mounting and locks with 2 keys	28 500,00	2021/10/22	2021/10/30	
456	Belebele Trading	Code 14 Driver Training for 1 Learner Driver	32 027,50	2021/10/22	2021/10/30	
457	Powervision Technology	SLA Support October statement 2021& hosting Service for October 2021	23 807,00	2021/10/22	2021/10/30	
458	Nofunjo Investment (Pty) Ltd	Procurement of Industrial Sewing machine, overloaded machine, 6m Assorted Colour Africa fabric Procurement of 6m Assorted Colour Western fabric	65 000,00	2021/10/22	2021/10/30	
459	Buhlebeze Trading (Pty) Ltd	Maintenance of Creighton Community Hall Certificate, 4	106 424,41	2021/10/15	2021/10/30	
460	Phebindlela Trading	Maintenance of Bulwer Community Hall Certificate, 4	96 724,82	2021/10/21	2021/10/30	

LIST OF PAYMENTS MADE IN THE MONTH OF OCTOBER 2021						
PAYMENT NUMBER	SUPPLIER NAME	DESCRIPTION	AMOUNT	DATE OF INVOICE	PAYMENT DATE	
461	Majiki Construction and Plant Hire	Retention Payment for Bhidla creche cent4	130 444,55	2021/10/15	2021/10/30	
462	Tunimart Travel Agency	Accommodation for Mr M Sibisi	162 008,14	2021/10/22	2021/10/30	
463	Zungawoithi Trading&Project	Procurement of Still water for IDP/BUDGET/PMS/SDF Roadshow at Sandanezwe Community Hall , and Scedeni Community Hall on the 28 September 2021	6 000,00	2021/10/22	2021/10/30	
464	Greendoor Trading (Pty) LTD	Provision for Horticulture Management Statement for October	29 756,25	2021/10/15	2021/10/30	
3136	Tunimart Travel Agency	Accommodation for Mr M Sibisi NC Vezi, Mr Nnthalane, B Nkandi, Ms L Zuma, Ms N Mncwabe & Ms N Duma, Mr Mngadi, Mr Radebe, Mr Dlamini, Ms N Mncwabe & Mr M Mladi, Mr S Ngcobo, Mr Nxele, Mrs Taylor, 25 Officials conference venue, Mrs N Basi & Miss L Seakale, Venue for 50 Councillors meeting, Service fees, & lunch for 50 councillors meeting, Mr Chiliza & Mr Mhalane, Mr J Mazibuko Service fees	122 262,13	2021/10/08	2021/10/13	
3137	Siphengane Construction	Catering for IDP/BUDGET/PMS/SDF Roadshow at Sandanezwe Hall on the 28 September 2021,	28 500,00	2021/10/08	2021/10/13	
3138	Zungawoithi Trading&Project	Procurement of Still water for IDP/BUDGET/PMS/SDF Roadshow at Ehlantlenti Hall on the 28 September 2021,	5 500,00	2021/10/08	2021/10/13	
3139	Gugube Holdings ( Pty) Ltd	Procurement of pre-paid Electricity voucher for Creighton Accommodation (Maliyvuza)	29 400,00	2021/10/08	2021/10/13	
3140	Sanoluhle Trading and Projects	Catering for IDP/BUDGET/PMS/SDF Roadshow at Ehlantlenti Hall on the 28 September 2021,	3 600,00	2021/10/08	2021/10/13	
3141	Nuprint Printers	Food parcel for Women's Day Celebration held the 31st August 2021 at Nwasahtlobo Hall	10 971,00	2021/10/08	2021/10/13	
3142	Mathew Francis INC	Procurement of Labour Chart Box 3 packets 15 per packets	29 401,41	2021/10/08	2021/10/13	
3143	Nlombizamatolo Lugongolo	Legal fees J Grinwis for attending receipt & perusal respondents notice, Disbursements	7 450,00	2021/10/08	2021/10/13	
3144	K2015361073 (SOUTH AFRICA) (PTY) LTD	Attending of Risk Champion Committee meeting held on the 6th October 2021	28 500,00	2021/10/08	2021/10/13	
3145	Eyegema Trading Enterprise	Catering for IDP/BUDGET/PMS/SDF Roadshow at Scedeni Hall on the 28 September 2021,	7 000,00	2021/10/08	2021/10/13	
3146	Sanoluhle Trading and Projects	Catering for new creation workshop at Bulwer CSC on the 31 August 2021	4 250,00	2021/10/08	2021/10/13	
3148	Majiki Construction and Plant Hire	Catering for attending Human Settlements and MEG for Public works on the 17th August 2021	1 830 822,08	2021/10/06	2021/10/13	
		Construction of Underberg hall & Creche Cents				

LIST OF PAYMENTS MADE IN THE MONTH OF OCTOBER 2021						
PAYMENT NUMBER	SUPPLIER NAME	DESCRIPTION	AMOUNT	DATE OF INVOICE	PAYMENT DATE	
3149	Samras Solvem Consulting	Budget, Expenditure support, Billing Tariffs, Budget, Revenue, Project Management	89 735,88	2021/10/05	2021/10/13	
3150	Shemuntu & Son's	Honey sucking Creighton Old Main Office Statement for Rental, water usage and Electricity at Himeville office	9 200,00	2021/10/08	2021/10/13	
3151	The Don Ira Family Trust	Electricity at Himeville office	4 656,49	2021/10/08	2021/10/13	
3152	Chartered Institute of Government Finance Audit	CIGFARO Training for Supply Chain Management Officials	28 560,00	2021/10/11	2021/10/13	
3153	Auditor General	Attending of AGM held on the 18 September 2021, Audit performance and Audit committee meeting held on the 20th September 2021	286 840,02	2021/10/08	2021/10/13	
3154	Vuyokazi Dusbana	Attending of Auditor General Meeting held on the 16th September 2021. Attending Performance and Audit Committee meeting held on the 20th September 2021	6 870,00	2021/10/08	2021/10/13	
3155	Vuthisa Liquor Trading (PTY)LTD	Procurement of Still water for Youth Summit held on the 30 September 2021 held at Bulwer Hall	1 500,00	2021/10/08	2021/10/13	
3156	Tradewinds Maintenance & Supply	Supply and Delivery of Lightning conductor for Dr Nkosazana Dlamini Zuma Municipality Area	194 465,00	2021/10/08	2021/10/13	
3157	Senzy Trading Enterprise	Breakfast for MEC's Visit at Bulwer CSC 20 July 2021	4 500,00	2021/10/08	2021/10/13	
3158	Dunamis Power Multi services	Procurement of Laptop Bag, Digital Adapter and External drive for S Mshengu	3 598,00	2021/10/08	2021/10/13	
3159	Abenkanyezi Construction and Kitchen	Hiring of a Generator for IDP/BUDGET/PMS/SDF Roadshow held 31 September 2021	2 000,00	2021/10/08	2021/10/13	
3160	Dynamic Toner Solutions	Procurement of Binding Site Approval Static control	4 554,00	2021/10/08	2021/10/13	
3161	Eskom: Free Basic Electricity	Free Basic Electricity for October	215 082,38	2021/10/08	2021/10/13	
3162	Eyethu 360 Projects	Procurement of DC Staler 2000c Camera, Digital Voice Recorder	15 500,00	2021/10/08	2021/10/13	
3163	Ibongeni Hlongwa	Claim for Preparation for the MAA Meeting and attending meeting of the Municipality appeals authority	11 434,49	2021/10/08	2021/10/13	
433	SARS: PAYE	Payroll Report	87 716,38	2021/10/30	2021/10/30	
434	SARS: UIF	Payroll Report	78 141,04	2021/10/30	2021/10/30	
435	SARS: SDL	Payroll Report	58 172,92	2021/10/30	2021/10/30	
	L.B Hlongwa	Reviewed by: P Mokoena	9 897 160,84			

Signature: \_\_\_\_\_

Signature: 

**DR NIKOSAZANA DLAMINI ZUMA LOCAL MUNICIPALITY**

LIST OF PAYMENTS MADE IN THE MONTH OF NOVEMBER 2021						
PAYMENT NUMBER	SUPPLIER NAME	DESCRIPTION	AMOUNT	DATE OF INVOICE	PAYMENT DATE	COMPLIANCE COMMENTS
466	Eskom 187 Mackenzie Street	Electricity for October statement 2021	7 433.16	2021/10/27	2021/11/01	YES
467	Eskom Himeville area	Electricity for October statement 2021	4 471.51	2021/10/27	2021/11/01	YES
468	Eskom Himeville Post Office	Electricity for October statement 2021	10 313.11	2021/10/27	2021/11/01	YES
469	Eskom: 7235933938	Electricity for October statement 2021	8 278.00	2021/10/27	2021/11/01	YES
470	Imbali Enhle Investment	Procurement of Laptop & Microsoft Office Miss P Mbele	26 098.00	2021/10/22	2021/11/01	YES
471	bpq mass appraisals	Valuation Roll Management 15 September 2021, Valuation Roll Management 30 September 2021, Valuation Roll Management Retention	317 469.69	2021/10/27	2021/11/01	YES
472	Majiki Construction and Plant Hire	Construction of Underberg Town Hall and Creche cert 6	636 718.20	2021/10/21	2021/11/01	YES
473	Enviroserv	Waste Collection Statement for Himeville Transfer Station October 2021	256 989.94	2021/10/21	2021/11/01	YES
475	Sumilomo Rubber South Africa (Pty) Ltd	Supply & Delivery of Contanier with Machinery for tyres	499 999.99	2021/10/25	2021/11/01	YES
476	Sipho-Glad Construction and General	Construction of Creighton Asphalt Rd Ph6 Cert 2	750 437.10	2021/10/22	2021/11/01	YES
477	Eskom Bulwer CSC	Electricity for October statement 2021	15 345.59	2021/10/27	2021/11/01	YES
478	RCN Engineering Consultants	Consultation for the Construction of Creighton Asphalt Road Cert2	144 957.59	2021/10/22	2021/11/01	YES
501	Eskom: Free Basic Electricity	Electricity November statement	103 160.69	2021/11/09	2021/11/12	YES
502	BM Infrastructure JV Mabona Civlis	Retention payment for Upgrade of Creighton Town Certificate 4	174 863.43	2021/11/04	2021/11/12	YES
503	Enviroserv	November Waste removal Statement for Himeville Transfer Station	127 575.48	2021/11/11	2021/11/12	YES
504	Induna Organization	Renovation of Junction Hall cert 5 retention paid	11 427.90	2021/10/27	2021/11/12	YES
505	Vathisa Liquor 7 Trading	Procurement of Still Water for clean up & Awareness campaign	2 000.00	2021/11/05	2021/11/12	YES
506	Mathutha Trading Enterprise	Procurement of Office Bins for Creighton Library	300.00	2021/11/05	2021/11/12	YES
507	Ashley Gonzalves	Claim for Attending Annual General Meeting on the 01 October 2021 and Performance Audit Committee 03 November 2021	14 900.00	2021/11/05	2021/11/12	YES
508	Department of Agriculture, Forestry an Fisheries	Registration of Identification Mark for Dr NDZ Local Municipality Pound	170.00	2021/11/05	2021/11/12	YES
509	Mkthohwa Transport & Plant Hire	Honey sucking Service at Bulwer Library and Bulwer Taxi Rank	14 375.00	2021/11/08	2021/11/12	YES
510	Sibane Group JV Sloyi consulting	Upgrading of Underberg Town Phase 1 certificate 6	708 294.53	2021/10/18	2021/11/12	YES
511	BM Infrastructure JV Mabona Civlis	Retention payment for upgrading of Bulwer Town phase 1 Certificate 5	524 962.18	2021/10/29	2021/11/12	YES
512	Induna Organization	Renovation of Mnyamana Community Hall certificate.4 retention paid	17 997.50	2021/10/27	2021/11/12	YES
513	Simiso Ngidi	Claim to attend Audit & Performance Committee meeting held on the 3 November 2021	9 160.00	2021/11/05	2021/11/12	YES
514	Vuyokazi Dusubana	Claim to attend Audit & Performance Committee meeting held on the 3 November 2021	5 725.00	2021/11/05	2021/11/12	YES

LIST OF PAYMENTS MADE IN THE MONTH OF NOVEMBER 2021						
PAYMENT NUMBER	SUPPLIER NAME	DESCRIPTION	AMOUNT DATE OF INVOICE	PAYMENT DATE	COMPLIANCE	COMMENTS
515	ZAQ Finance	GRAP 19: Landfill site valuation Creighton GRAP 19: Landfill site valuation Bulwer phase 2 certificate 8	62 100,00 2021/11/05	2021/11/12	YES	
516	Sibane Group JV Stoyi consulting	Retention Payment for Himeville asphalt phase 2 certificate 8	234 200,78 2021/11/05	2021/11/12	YES	
517	Sibane Group JV Stoyi consulting	Retention Payment for Underberg asphalt phase 3 certificate 9	322 971,31 2021/11/05	2021/11/12	YES	
518	Shemuntu & Son's	Honey Sucking Service at Creighton Main office and Creighton Hall	23 000,00 2021/11/05	2021/11/12	YES	
519	Nlobizamatatolo Lugongolo	Claim for attending Risk committee meeting and APAC meeting held on 2nd and 3rd of November 2021, Council meeting held on the 8th October 2021	23 136,96 2021/11/05	2021/11/12	YES	
520	Auditor General	Audit Fees for Ignatius Erasmus, Demisha Govender, Sifiso Strongwe, Xoliswa Sithole, Busiswe Tshazi, Zainab Ebrahim, Nonkuthalo Phephu	359 467,35 2021/11/05	2021/11/12	YES	
521	BM Infrastructure JV Mabona Civils	Upgrade of Bulwer Town phase 1 Certificate 4	186 674,79 2021/10/29	2021/11/12	YES	
522	PUFF Emergency Service (Pty)Ltd	Supply and installation of 8 Bus Shelters October 2021	692 800,00 2021/11/05	2021/11/12	YES	
523	Anvision Computers	Procurement of Laptop for Mrs Vakalisa	23 517,00 2021/11/05	2021/11/12	YES	
524	Chartered Institute of Government Financ	Msooa Annual workshop 16to 18 November 2021 Ms Nokuhula Khuboni	1 749,00 2021/11/05	2021/11/12	YES	
525	Abenkanyezi Construction and Kitchen	Procurement of A4 Frames for Councilors awards	2 000,00 2021/11/05	2021/11/12	YES	
526	Nomonde Gedze	Claim for Audit & Performance Committee meeting held on the 3 November 2021	5 725,00 2021/11/05	2021/11/12	YES	
527	Igoda Project (Pty) Ltd	Retention Payment for Greater Nkumba PH3 Cert9	21 075,38 2021/11/02	2021/11/05	YES	
528	Tunimant Travel Agency	Accommodation for Mr B Zondi, Mr Wela, Mr Mzimela, Mr Mtungwa, Ms Holwe, Mr N Dlamini, Mrs Nkandi, Ms Mlata Mr W Dlamini, M s P Zuma, Conference venue: Bid Evaluation Committee, Service fees, Accommodation for Mr M Ngcobo, Mr Mazibuko, Mr Gwala, Lunch for 3 Bodyguards, Mr P Sosibo, Ms Gwexe, Mr S Sosibo, Mr V Poswa, Mr Radebe, Mr Poswa, Mr Sondazi, Conference Venue: Project Risk Assessment	132 722,35 2021/11/05	2021/11/05	YES	
529	Igoda Project (Pty) Ltd	Retention Payment for Greater Enhlahleni PH3 Cert10	21 075,38 2021/11/02	2021/11/05	YES	
530	Igoda Project (Pty) Ltd	Retention Payment for Greater Underberg PH3 Cert 6	21 078,19 2021/11/02	2021/11/05	YES	
531	Igoda Project (Pty) Ltd	Retention Payment for Greater Stepmore PH3 Cert10	81 076,02 2021/11/02	2021/11/05	YES	
532	Igoda Project (Pty) Ltd	Retention Payment for Greater Bulwer PH3 Cert6	21 078,20 2021/11/02	2021/11/05	YES	
533	Esikom: Snorrfield Nkwezela	Electricity Statement for November	3 437,41 2021/11/12	2021/11/05	YES	
534	Esikom: Esikom Health Committee Office	Electricity Statement for November	6 267,10 2021/11/12	2021/11/05	YES	
535	Esikom Municipal House	Electricity Statement for November	2 999,40 2021/11/12	2021/11/05	YES	
536	ESKOM: Lot 68 West End	Electricity Statement for November	660,93 2021/11/12	2021/11/05	YES	
537	Esikom Municipal House	Electricity Statement for November	3 951,83 2021/11/12	2021/11/05	YES	

LIST OF PAYMENTS MADE IN THE MONTH OF NOVEMBER 2021						
PAYMENT NUMBER	SUPPLIER NAME	DESCRIPTION	AMOUNT	DATE OF INVOICE	PAYMENT DATE	COMPLIANCE COMMENTS
538	Eskom: Eskom Old Post Office	Electricity Statement for November	1 919,32	2021/11/12	2021/11/05	YES
539	Mihlomp Transcoin Security Service (PTY)LTD	Security service for November	1 006 601,90	2021/11/12	2021/11/05	YES
540	Eskom: 5441662813	Electricity Statement for November	4 234,95	2021/11/12	2021/11/05	YES
541	Eskom 111 Streetlight Himeville	Electricity Statement for November	7 209,95	2021/11/23	2021/12/01	YES
542	Eskom 131 street light Bidvest Waltons	Electricity Statement for November	8 228,23	2021/11/23	2021/12/01	YES
543	Ukphumulela Trading	Procurement of Laptop Dell Latitude 5320 and Targus Class Notebook Bag for Mr PE Ndlovu	21 918,22	2021/11/22	2021/12/01	YES
544	Ukphumulela Trading	Procurement of Wall Plaque for Goumenti Creche, Underberg Taxi Rank, Solokohlo Community Hall & Creighton Library	8 900,00	2021/11/18	2021/12/01	YES
545	Nashua Early Work (pty) Ltd	Procurement of Laptop Bag and USB Flash Drive Miss T. Makharva	908,50	2021/11/18	2021/12/01	YES
546	Merese Construction	Catering for Senior Citizens Programme at Khukhulela Community Hall	6 480,00	2021/11/18	2021/12/01	YES
547	Nzungezwa Trading	Catering for Committee members attending a Quarterly meeting at Bulwer Hall	19 000,00	2021/11/18	2021/12/01	YES
548	Ocezwini Holding	Service provider to facilitate the training of Coaches for 3 days for 10 Sport Codes	28 900,00	2021/11/18	2021/12/01	YES
549	Lusted & Johnson	Procurement of Petrol for Brush cutters for Donnybrook, Creighton and Bulwer	5 955,87	2021/11/18	2021/12/01	YES
550	Shilo Suppliers	Procurement of Binding Combo Machine for Bulwer Library	9 480,00	2021/11/18	2021/12/01	YES
551	The Don Ira Family Trust	Rental for Himeville Office, Water Usage and Electricity usage	4 617,40	2021/11/18	2021/12/01	YES
552	Amaphethshwa Amahle	Procurement of PPE Disposable suit and Gloves for Fire Fighting Unit	28 800,00	2021/11/18	2021/12/01	YES
553	Nashua Early Work (pty) Ltd	Procurement of Laserjet Toner Creighton Office	4 025,00	2021/11/18	2021/12/01	YES
554	Ukphumulela Trading	Procurement of Wall Plaque for Sporne Community Hall, Gobogobho Community Hall and Nikumba Community Hall, Soedeni Community Hall, Enhlantlani Community Hall, Enhlantlani Creche and Centocow Rank	17 000,00	2021/11/18	2021/12/01	YES
555	Mazulukweni Trading and Construction	Procurement of Folding Tables and Branded Chairs	58 500,00	2021/11/18	2021/12/01	YES
556	Ayanda Mbanga	Advertisement of Vacant Post for Human Resource Management Officer	8 523,23	2021/11/22	2021/12/01	YES
557	Samke' Construction cc	Catering attending the training of Coaches for 3 days for 10 Sport Codes, Catering for LED Forum held at Bulwer CSC ON THE 16TH November 2021	5 100,00	2021/11/22	2021/12/01	YES
558	Ntshengula Trading	Procurement of Folding Tables and Branded Chairs	58 500,00	2021/11/18	2021/12/01	YES
559	Evaluation Enhance Property	Supplementary Roll and VRMS November Statement	23 572,01	2021/11/18	2021/12/01	YES
560	Catalyc Construction (pty) Ltd	Procurement of Electrical Tool Kit fro PWBS	7 000,00	2021/11/18	2021/12/01	YES
561	Lee and Luu Trading	Procurement of Animal Medication for Creighton and Himeville Pound	25 283,58	2021/11/18	2021/12/01	YES

LIST OF PAYMENTS MADE IN THE MONTH OF NOVEMBER 2021							
PAYMENT NUMBER	SUPPLIER NAME	DESCRIPTION	AMOUNT	DATE OF INVOICE	PAYMENT DATE	COMPLIANCE	COMMENTS
562	Bulwer & Donnybrook Taxi Association	Transportation Charges for youth transported to attend the Youth Campaign in Drakensberg	26 800,00	2021/11/18	2021/12/01	YES	
564	Lanrec PTY LTD	Procurement of Folding Tables and Branded Chairs	58 500,00	2021/11/18	2021/12/01	YES	
566	Eskom: 6521626228	Electricity November statement	23 419,79	2021/11/17	2021/12/01	YES	
567	Eskom: 7220847783	Electricity November statement	12 671,94	2021/11/17	2021/12/01	YES	
	Inside data	Postage Statement for September, Laser Printer & Mail Statement September and Courier charges October	33 205,01	2021/11/18	2021/12/01	YES	
568	Powervision Technology	SLA Support Statement for November, Dedicated Hosting Service November	17 850,00	2021/11/18	2021/12/01	YES	
569	Centa Firequip cc	Pressure test, instruction level & feta neck rings and Servicing of fire Extinguishers	3 736,93	2021/11/18	2021/12/01	YES	
570							
571	Amaphelishwa Amahle	Procurement of Cleaning Material for Himeville and Creighton Pound	3 600,00	2021/11/18	2021/12/01	YES	
572	Eskom Bulwer CSC	Electricity November statement	16 225,73	2021/11/18	2021/12/01	YES	
573	Eskom: 7235833938	Electricity November statement	2 882,80	2021/11/23	2021/12/01	YES	
574	Bulwer Library & Hall: 5241271066	Electricity November statement	16 803,83	2021/11/22	2021/12/01	YES	
575	Amaza Enterprise and Projects	Procurement of two Tractors	1 377 219,92	2021/11/22	2021/12/01	YES	
576	Cash	Licensing of Municipal Vehicles	4 357,50	2021/11/18	2021/12/01	YES	
	Tunimart Travel Agency	Lunch for 5 People attending arbitration, Accommodation for Mr M Sibisi, Mr SA Radebe, Mr T Phoswa, and Mr J S ondezi	11 768,63	2021/11/22	2021/12/01	YES	
577							
579	Phindile Ndlovu	Claims for attending MPT Meeting	6 552,00	2021/11/23	2021/12/01	YES	
580	Mark Povall	Claims for attending MPT Meeting	9 395,00	2021/11/23	2021/12/01	YES	
	Lemalwa Trading	Construction of Creighton Sport Centre Certificate 1	593 313,75	2021/11/16	2021/12/01	YES	
581							
583	Underberg forge	Procurement of Aluminium Lock set for Creighton Reception and 2 Lever union lock set For Small boardroom	1 022,24	2021/11/22	2021/12/01	YES	
584	Konica Minolta	October Statement for Print and Photocopying	120 555,29	2021/11/18	2021/12/01	YES	
585	Nashua	November Statement for Telephone usage	52 073,50	2021/11/18	2021/12/01	YES	
586	SARS: PAYE	Payroll report	766 442,26	2021/11/25	2021/12/03	YES	
587	SARS: UIF	Payroll report	74 884,18	2021/11/25	2021/12/03	YES	
588	SARS: SDL	Payroll report	54 615,82	2021/11/25	2021/12/03	YES	
589	Lemalwa Trading	Creighton Sportfield Phase 1 Cert,1	547 937,80	2021/11/24	2021/12/03	YES	
590	Stedone Development	Bhida Housing Projects cert.59&57	311 024,10	2021/11/18	2021/12/03	YES	
591	Splenda JV Nkonyeni Electrical	Electrification of Greater Mjila/Creighton PH3 cert,9	17 635,39	2021/11/22	2021/12/03	YES	
592	Prembindela Trading	Renovation of Bulwer Community Hall cert,5	22 380,78	2021/11/24	2021/12/03	YES	
593	Splenda JV Nkonyeni Electrical	Electrification of Greater Ngwagwane PH3 cert,11	77 557,77	2021/11/22	2021/12/03	YES	
594	Splenda JV Nkonyeni Electrical	Electrification of Greater Nkwezela PH3 Cert,9	18 614,53	2021/11/22	2021/12/03	YES	
595	Splenda JV Nkonyeni Electrical	Electrification of Greater Amakhuze/Cabazi PH3 Cert,8	17 565,69	2021/11/22	2021/12/03	YES	
597	Ashley Gonzales	Claim for Attending Draft Management Report	8 940,00	2021/12/01	2021/12/03	YES	

LIST OF PAYMENTS MADE IN THE MONTH OF NOVEMBER 2021							
PAYMENT NUMBER	SUPPLIER NAME	DESCRIPTION	AMOUNT	DATE OF INVOICE	PAYMENT DATE	COMPLIANCE	COMMENTS
588	Buthebezwe Trading (Pty) Ltd	Maintenance of Creighton Community Hall cert.4	40 432,87	2021/11/24	2021/12/03	YES	
599	Ombhangaza (PTY) LTD	Finger lurch for Nkwezela reading competition	5 595,00	2021/11/22	2021/12/03		
5100	Powervision Technology	Hosting service for November VRMS October Data collection	5 957,00	2021/11/18	2021/12/03	YES	
5102	Ziziyane construction	Maintenance of Himeville Sportfield cert.2	302 955,89	2021/12/01	2021/12/03	YES	
5103	Splenda JV Nkonyeni Electrical	Electrification of Greater Bhidla/Sizamanjalo PH3 Cert 9	18 645,50	2021/11/23	2021/12/03	YES	
5104	Splenda JV Nkonyeni Electrical	Electrification of Greater Donnybrook PH3 Cert.9	18 614,48	2021/11/22	2021/12/03	YES	
5105	Splenda JV Nkonyeni Electrical	Electrification of Greater Sandanezwe/Masamini PH3 Cert.8	17 635,20	2021/11/22	2021/12/03	YES	
5106	Splenda JV Nkonyeni Electrical	Electrification of Greater Gqumeni / Maudlekweni PH4 Cert.6	19 442,98	2021/11/22	2021/12/03	YES	
5107	Splenda JV Nkonyeni Electrical	Electrification of Greater Khukhulela/Nomataga PH3 Cert.10	17 717,97	2021/11/22	2021/12/03	YES	
5108	Splenda JV Nkonyeni Electrical	Electrification of Greater Hlabeni/ centocow PH3 Cert.9	17 717,98	2021/11/22	2021/12/03	YES	
5109	Splenda JV Nkonyeni Electrical	Electrification of Greater Sandanezwe/Masamini PH4 Cert.1	87 832,53	2021/11/22	2021/12/03	YES	
5110	GreenDoor Landscape service	Provision of Horticultural management service cert.24	29 756,25	2021/11/18	2021/12/03	YES	
			12 709 836,77				

N.P. Blose

Signature: 

Reviewed by: P. Mufinywa

Signature: 

0000079

## DR NKOSAZANA DLAMINI ZUMA LOCAL MUNICIPALITY

## HIGHEST PAID CREDITORS FOR SECOND QUARTERLY 2021

SUPPLIER	DESCRIPTION	AMOUNT
Short's Nissan cc	Procurement of UD Truck Quester CWE330, Procurement of 16 ton Skip loader	2 279 429,95
Majiki Construction and Plant	Construction of Underberg hall & Creche Cert 4 & 5	1 961 266,63
BM Infrastructure JV Mabona Civis	Upgrading of Creighton Town Cert3	1 457 516,04
AMAZA Enterprise and Projects	Procurement of two Tractors	1 377 219,92
Sibane Group JV Stoyi consulting	Upgrading of Underberg Town Phase 1 certificate 6, Retention Payment for Underberg asphalt phase 3 certificate 9, Retention Payment for Himeville asphalt phase 2 certificate 8	1 265 466,62
Lemalwa Trading	Construction of Creighton Sport Centre Certificate 1 & Creighton Sportfield Ph1 Certificate.1	1 141 251,55
BG Mazongolo construction	Construction of Lubomvana Creche certificate.1. Sophololile Creche certificate.1. Ndodeni Community Hall certificate.1,Cabazi community hall cert,1	2 055 172,71
Igoda Project (Pty) Ltd	Electrification of Greater Stepmore/Ridge cert.1&2, Greater Bhidla/Sizananjalo cert.1&2, Greater Bulwer PH4 Cert1&2, Greater Donnybrook PH4 cert.1&2, Greater Nkumba/Mangwaneni cert.1&2, Greater Nkwezela cert.1&2, Greater Amakhuze/Cabazi cert.1&2, Greater Nhlanhleni /Goxhill cert.1&2	1 838 084,42
Majiki Construction and Plant	Underberg town Hall & Creche certificate.7	1 813 894,62
Mhlongo Transcoin Security Service (Pty)LTD	Protection Service for December statement 2021. Donnybrook. Creighton Library November and December 2021. VIP Protection for Mayor November and December 2021	1 198 435,70
<b>TOTAL</b>		<b>16 387 738,16</b>

Prepared by: NP Blose

Signature: 

Reviewed by:


Signature: 

0000080

REPORT FOR CREDITORS PAID WITHINI 30 DAYS IN THE SECOND QUARTER 2021

MONTH	Number of Payments	COMPLIED	NOT COMPLIED	PERCENTAGE
October	89	89		100%
November	117	117		100%
December	127	127		100%
<b>Total</b>	<b>333</b>	<b>333</b>		<b>100%</b>

Prepared by: NP Bole  
Signature: 

Review by:  
Signature: 

DR NKOSAZANA DLAMINI ZUMA LOCAL MUNICIPALITY						
LIST OF PAYMENTS MADE IN THE MONTH OF						
DECEMBER 2021						
PAYMENT NUMBER	SUPPLIER NAME	DESCRIPTION	AMOUNT	DATE OF INVOICE	PAYMENT DATE	COMPLIANCE COMMENTS
601	Eskom Lot 178 Himmeville Travel Agency	Eskom Statement for December 2021	29 962.92	2021/12/02	2021/12/02	YES
602	Eskom Underberg taxi rank	Eskom Statement for December 2021	18 182.56	2021/12/02	2021/12/02	YES
603	SBS Electrical (pty ltd	Service and Repairs of Municipal Generator	20 998.82	2021/12/02	2021/12/15	YES
604	Nobuhle Radebe	Travel claim for Miss Nobuhle Radebe	1 780.00	2021/12/08	2021/12/15	YES
605	Eye-geza Trading and Project	Procurement of materials to Intwanhle beadwork	28 000.00	2021/12/02	2021/12/15	YES
608	Chief Registrar of Deeds	Title deeds search to confirm and verify EFR	2 181.00	2021/12/06	2021/12/15	YES
609	Evaluation Enhance Property	Supplementary roll statement Nov 2021	23 572.01	2021/12/06	2021/12/15	YES
610	WRV Project and services (PTY)LTD	Supply and delivery Rifle gun sales	27 000.00	2021/12/02	2021/12/15	YES
611	Zanone Trading and Projects (PTY)LTD	Signage for Kilmon Horse Racing Project	19 575.00	2021/12/02	2021/12/15	YES
612	Vathisa Liquor 7 Trading	Supply & delivery of Material for Sport Raising	6 220.00	2021/12/02	2021/12/15	YES
614	Swelini Immaculate Madondo	Enagage Casual worker Kilmon Horse Racing	3 520.00	2021/12/06	2021/12/15	YES
615	Ntokoza Linda	Enagage Casual worker Kilmon Horse Racing	3 520.00	2021/12/06	2021/12/15	YES
616	Aphiwe Linda	Enagage Casual worker Kilmon Horse Racing	3 520.00	2021/12/06	2021/12/15	YES
617	Semkelliswa Siphelele Mtolo	Enagage Casual worker Kilmon Horse Racing	3 520.00	2021/12/06	2021/12/15	YES
618	Themabani Aphinah Mtolo	Enagage Casual worker Kilmon Horse Racing	3 520.00	2021/12/06	2021/12/15	YES
619	Bonakele Bengu	Enagage Casual worker Kilmon Horse Racing	3 520.00	2021/12/06	2021/12/15	YES
620	Ntombikhona Ndtlangisa	Enagage Casual worker Kilmon Horse Racing	3 520.00	2021/12/06	2021/12/15	YES
621	The Don Ira Family Trust	Rent Statement for November 2021	4 637.02	2021/12/02	2021/12/15	YES
622	Bonisiwe Dlamini	Enagage Casual worker Kilmon Horse Racing	3 520.00	2021/12/06	2021/12/15	YES
623	Nonhlanhla Dlamini	Enagage Casual worker Kilmon Horse Racing	3 520.00	2021/12/01	2021/12/15	YES
624	Sandile Pro Dlamini	Enagage Casual worker Kilmon Horse Racing	3 520.00	2021/12/06	2021/12/15	YES
625	Siyamonga Mbekezeli Dlamini	Enagage Casual worker Kilmon Horse Racing	3 520.00	2021/12/06	2021/12/15	YES
626	Eisie Sebenzile Dlamini	Enagage Casual worker Kilmon Horse Racing	3 520.00	2021/01/201	2021/12/15	YES
627	Sikhumbuzo Patric Dlamini	Enagage Casual worker Kilmon Horse Racing	3 520.00	2021/12/06	2021/12/15	YES
628	Zinthe Zethu Mnguni	Enagage Casual worker Kilmon Horse Racing	3 520.00	2021/12/06	2021/12/15	YES
629	Gelvacia Zanele Mnguni	Enagage Casual worker Kilmon Horse Racing	3 520.00	2021/12/06	2021/12/15	YES
630	T Bonekele Mnguni	Enagage Casual worker Kilmon Horse Racing	3 520.00	2021/12/06	2021/12/15	YES
631	Imzokhanyayo Mnguni	Enagage Casual worker Kilmon Horse Racing	3 520.00	2021/12/06	2021/12/15	YES
632	Lindyise Bonisani Mnguni	Enagage Casual worker Kilmon Horse Racing	3 520.00	2021/12/06	2021/12/15	YES
633	Maureen Nesi Mnguni	Enagage Casual worker Kilmon Horse Racing	3 520.00	2021/12/06	2021/12/15	YES

LIST OF PAYMENTS MADE IN THE MONTH OF DECEMBER 2021							
PAYMENT NUMBER	SUPPLIER NAME	DESCRIPTION	AMOUNT	DATE OF INVOICE	PAYMENT DATE	COMPLIANCE	COMMENTS
634	Mnguni Edgar Nkanyiso	Engage Casual worker Kilmon Horse Racing	3 520,00	2021/12/06	2021/12/15	YES	
635	Sipho Mhankeni Dlamini	Engage Casual worker Kilmon Horse Racing	3 520,00	2021/12/06	2021/12/15	YES	
636	Kuyenzeka Mawenza	Procurement of seeds and fertilizers Masukhona Projects	14 000,00	2021/12/06	2021/12/23	YES	
637	Matthew Milibeni	Winners for Harry Gwala Summer Cup	5 000,00	2021/12/07	2021/12/15	YES	
638	Sindile E Zondi	Winners for Harry Gwala Summer Cup	5 000,00	2021/12/07	2021/12/15	YES	
639	Sibonelo Peseverance Zaqa	Winners for Harry Gwala Summer Cup	5 000,00	2021/12/07	2021/12/15	YES	
640	Shemuntu & Sons	Unblocking of Creighton Septic Tank	12 075,00	2021/12/02	2021/12/15	YES	
642	University of the Witwatersrand	Tuition fees for 6 students attending Municipal Finance Programme	348 000,00	2021/12/02	2021/12/15	YES	
643	Biebelebe Trading	Training of Jockeys at Esidirdini Ward 5	7 900,00	2021/12/02	2021/12/15	YES	
644	Cash	Licensing of Municipal vehicles	3 618,00	2021/12/02	2021/12/15	YES	
645	Gugube Holdings (PTY)LTD	Catering for Creighton Office for reading competition	10 000,00	2021/12/02	2021/12/15	YES	
646	Ikhenani Letlu	Hiring of Service: Marquess and flushable toilet for Sani Stagger Marathon	10 300,00	2021/12/02	2021/12/15	YES	
647	Lisakhanyisa Project	Catering for Bulwer Library Reading Competition	8 400,00	2021/12/02	2021/12/15	YES	
648	Kwezi & Samkelo	Renovation of Mahwaqa Community Hall certificate. 1	274 070,25	2021/12/01	2021/12/15	YES	
650	Masbonisanisonke Trading	Construction of Sukuma Sakhe House Cert3	38 760,00	2021/12/02	2021/12/15	YES	
651	RCN Engineering Consultants	Consultant fees for Creighton Asphalt PH6 cert.3	52 325,90	2021/11/29	2021/12/15	YES	
652	Sipho-Glad Construction and General Tunimart Travel Agency	Construction of Creighton Asphalt RD PH6 cert.3	873 803,25	2021/11/29	2021/12/15	YES	
653	Nosithembo Msomi	Accommodation for N.B Khubone,Wela,Hlangwa,Ngcobo,M Mbhele, S Nizimande and Lurch for 6 people attending consulting meeting	48 541,09	2021/12/02	2021/12/15	YES	
654	Zanele Thabede	Travel Claim for Miss Nosithembo Msomi	739,68	2021/11/206	2021/12/15	YES	
655	Splenda Nkonyeni Electrical JV	Travel claim for Miss Zanele Thabede	1 754,76	2021/12/06	2021/12/15	YES	
656	Auditor General	Greater Sandanezwe ph4 cert3. Greater Ngwangwane ph4 cert3. Greater Mjilofreighton ph4 cert2. Greater Centocow/Hlabeni ph4 cert3. Greater Mjilofreighton PH4 cert2. Greater khukhulela ph4 cert3. Greater Sandanezwe ph4 cert2. Greater Centocow/Hlabeni ph4 cert2. Greater Gqumeni/Mqundekweni ph4 cert3	1 052 719,70	2021/11/29	2021/12/15	YES	
657	Auditor General	Audit fees for November	441 477,07	2021/12/07	2021/12/15	YES	
658	Harry Gwala District	water usage for July to October 2021	55 532,98	2021/12/07	2021/12/08	YES	

LIST OF PAYMENTS MADE IN THE MONTH OF DECEMBER 2021							
PAYMENT NUMBER	SUPPLIER NAME	DESCRIPTION	AMOUNT	DATE OF INVOICE	PAYMENT DATE	COMPLIANCE	COMMENTS
659/6139	Igoda Project (Pty) Ltd JV BI	Electrification of Greater Stepmore/Ridge cert.1.Greater Bhida/Sizananjalo	278.640.92	2021/11/22	2021/12/15	YES	
660-667/6141	Igoda Project (Pty) Ltd JV BI	Donnybrook PH4 cert.1.Greater Nkumba/Mangwenani cert.1.Greater Nkwezela cert.1.Greater Amakhuze/Cabazi cert.1.Greater Nhlamhieni /Goxhill cert.1	1.559.497.68	2021/11/30	2021/12/15	YES	
668	Lusted & Johnson	Electrification of Greater Stepmore/Ridge cert.2.Greater Bhida/Sizananjalo cert.2.Greater Bulwer PH4 Cert2.Greater Donnybrook PH4 cert.2.Greater Nkumba/Mangwenani cert.2.Greater Nkwezela cert.2.Greater Amakhuze/Cabazi cert.2.&Electrification of Greater Nkwezela	7.516.00	2021/12/08	2021/12/15	YES	
669	Mhiabane Trading (PTY) LTD	Wet fuel for Himeville, Underberg centre and Brush cutter for Creighton for Creighton&Donnybrook	27.750.00	2021/12/08	2021/12/15	YES	
670	Umgungu Trading Enterprise	Stationary for Bulwer Library	29.499.54	2021/12/02	2021/12/15	YES	
671	Sigonville Trading	Procurement of Material for Municipal Pound	8.500.00	2021/12/07	2021/12/15	YES	
672	Human scale printers	Catering for 100 people at kilmon hall 3 December	21.252.00	2021/12/07	2021/12/15	YES	
673	Amancwabana Trading and Project	Procurement of Traffic Sign book and Rocket	3.060.00	2021/12/07	2021/12/15	YES	
674	Konica Minolta	Procurement of Still water.banana box and apple box for Hlanganani clean-up and awareness campaign program	99.010.71	2021/12/07	2021/12/15	YES	
675	Nashua	Monthly rental charges for November 2021	54.883.70	2021/12/07	2021/12/15	YES	
676	Ikhienani Lethu	Monthly rental charges for November & Repair line at Bulwer SCS	5.000.00	2021/12/07	2021/12/15	YES	
677	Lee and Luu Trading	Honey sucking of Septic tank	24.975.80	2021/12/07	2021/12/15	YES	
678	Lusted & Johnson	Animal food for Municipal pound	1.974.00	2021/12/09	2021/12/15	YES	
679	Zelwande trading	Wet fuel for Brushcutters for creighton centre	25.889.00	2021/12/09	2021/12/15	YES	
680	Samras Solvem Consulting	Tyre for Municipal trailers	577.736.09	2021/12/06	2021/12/15	YES	
681	Inkabi Bushness Solution (PTY)LTD	Revenue.Budget, project management support ,samras Mcoa statement	5.000.00	2021/12/08	2021/12/15	YES	
682	Ayanda Mbanga	Trailer flush toilets for World aids Day and vaccinating programme	9.015.68	2021/12/07	2021/12/15	YES	
683	YNY Trading	Publication of Inaugural meeting for full council and Panel of five internal audit service	26.500.00	2021/12/07	2021/12/15	YES	
684	Esikom: Free Basic Electricity	Media Co-ordination for council Inauguration	104.004.41	2021/12/09	2021/12/15	YES	
685	Tunimart Travel Agency	Free Basic Electrification for December Accommodation for Alicia Van Zyl,breakfast and water for Inauguration and lunch for wellness games	21.377.39	2021/12/07	2021/12/15	YES	
686	Lematwa Trading	Creighton Sport centre cert.3	872.808.26	2021/12/03	2021/12/15	YES	
687	Masakhekulunge Project Managers	Creighton Sportfield cert.4	230.000.00	2021/12/10	2021/12/15	YES	
688	EG Mazongob construction	Cabazi community Hall certificate 1	513.873.71	2021/12/07	2021/12/15	YES	

LIST OF PAYMENTS MADE IN THE MONTH OF DECEMBER 2021						
PAYMENT NUMBER	SUPPLIER NAME	DESCRIPTION	AMOUNT	DATE OF INVOICE	PAYMENT DATE	COMPLIANCE COMMENTS
688	Majiki Construction and Plant Hire	Underberg town Hall & Creche certificate.7	1.813.894.62	2021/12/06	2021/12/15	YES
690	BG Mazongoto construction	Construction of Lubomvana Creche certificate. 1. Sophololile Creche certificate. 1. Ntodeneni Community Hall certificate. 1.	1.541.289.00	2021/12/03	2021/12/15	YES
691	Masbonisanenisonke Trading	Construction of Sukuma sakhe house cert.3	33.412.00	2021/12/02	2021/12/15	YES
692	Xaba M.A	Repairs of Tyres for Municipal Vehicles	3.846.00	2021/12/10	2021/12/15	YES
693	Eskom creighton Local Authority Activity	Electricity November& December statement	18.943.38	2021/12/13	2021/12/15	YES
694	Eskom: Creighton Pound	Electricity December statement	20.674.47	2021/12/13	2021/12/15	YES
695	Eskom: Eskom Old Post Office	Electricity December statement	2.189.59	2021/12/13	2021/12/15	YES
696	Eskom: Sportfield Nkwezala	Electricity December statement	3.326.84	2021/12/13	2021/12/15	YES
697	Eskom: Eskom Health Committee Office Diam	Electricity December statement	9.942.00	2021/12/13	2021/12/15	YES
698	Eskom Municipal House Senzo	Electricity December statement	2.486.92	2021/12/13	2021/12/15	YES
699	ESKOM: LOT 68 WEST END Mngadi	Electricity December statement	788.88	2021/12/13	2021/12/15	YES
6100	Eskom: 5441662813	Electricity December statement	2.403.82	2021/12/13	2021/12/15	YES
6101	Eskom Mzimela Municipal house	Electricity November& December statement	3.912.27	2021/12/13	2021/12/15	YES
6102	K2021548433 (SOUTH AFRICA)	Procurement of Material for Municipal Carwash	19.049.50	2021/12/09	2021/12/15	YES
6103	Umzokulu ka Sgubudu	Catering for Inauguration held on the 22 November 2021	17.500.00	2021/12/09	2021/12/15	YES
6104	Tunimart Travel Agency	Accommodation for Makhathini, Veki, Vakalisa, Van ZYL, Mhlopho, Councilors and Amakhosi, Mazibuko, Gwala, Zondi, Malinga, Radabe, Mzimela, Wela, Helwe, Hadebe, Dlamini, Mata, Sibisi, Dlamini, Nkandi, Dlamini, Majola, Veki, Chitiza, Mbatha, Hadebe	462.736.32	2021/12/13	2021/12/15	YES
6105	Mazulukweni Trading and construction (PTY)	Catering for senior Citizens	19.000.00	2021/12/13	2021/12/15	YES
6106	Abenkanyezi Construction and Kitchen	Hiring of Service: Marquess chairs and table for Harry Gwala summer cup 2021	2.420.00	2021/12/13	2021/12/15	YES
6107	Versatile Interiors cc	Procurement of Desk with Matching Credenza, highback chair office chair, visitor arm chairs, two door filing cabinet	29.880.45	2021/12/13	2021/12/15	YES
6108	Silethukhanyo Trading	Supply and installation of perspex for DLTC's	45.000.00	2021/12/13	2021/12/15	YES
6109	Dzivi Trading	Procurement of PWBS Tools Municipality	78.605.64	2021/12/13	2021/12/15	YES
6110	Isgangane Trading	Catering for 25 people attending safety file compilation training december 2021	3.250.00	2021/12/13	2021/12/15	YES
6111	Senzakahle Trading Enterprise	Procurement of key cabinet and Masonite clip	1.850.00	2021/12/13	2021/12/15	YES
6112	Powerision Technology	SLA Support for December statement 2021. Dedicated hosting service December statement 2021	23.807.00	2021/12/13	2021/12/15	YES
6113	Ayanda Mbanga	Advertising: Public notice for unknown direct deposit	13.109.98	2021/12/13	2021/12/15	YES
6114	Lusted & Johnson	Procurement of petrol for fire pump. Petrol for Underberg centre, Himeville centre	6.000.00	2021/12/13	2021/12/15	YES
6116	Kembaal Trading (Pty) Ltd	Supply and installation of 12 way distribution board circuit breaker market creighton pound	9.796.30	2021/12/13	2021/12/15	YES

LIST OF PAYMENTS MADE IN THE MONTH OF DECEMBER 2021									
PAYMENT NUMBER	SUPPLIER NAME	DESCRIPTION	AMOUNT	DATE OF INVOICE	PAYMENT DATE	COMPLIANCE	COMMENTS		
6117	Puff Emergency service (PTY)LTD	Procurement of cumming GK-C-110 KVA FAW GK03-100 KVA. Delivery	1,000,000.00	2021/11/19	2021/12/15	YES			
6118	Madoni Holdings (Pty)LTD	Procurement of Camera, Banner and Tripods	11,800.43	2021/12/13	2021/12/15	YES			
6119	Tunimat Travel Agency	Conference venue for 60 Officials attending Strategic planning	188,857.11	2021/12/13	2021/12/15	YES			
6120	Evelhu 360 Projects	Supply and installation of green sign for Creighton Library. Procurement of furniture for Donnybrook Centre, water resistant and heat brown backpack	30,650.00	2021/12/13	2021/12/15	YES			
6121	Milongo Transcon Security Service (PTY)	Protection Service for December statement 2021, Donnybrook, Creighton Library November and December 2021, VIP Protection for Mayor November and December 2021	1,198,435.70	2021/12/13	2021/12/15	YES			
6122	Inkabi Business Solution (PTY)LTD	Hiring of flushing toilets for Donnybrook ParkHome	28,500.00	2021/12/15	2021/12/15	YES			
6123	Lanjanalthe General and Project	Procurement of tyres for Municipality	169,228.60	2021/12/15	2021/12/15	YES			
6124	Shemuntu & Sons	Emptying of septic tank at Creighton Main Office	13,800.00	2021/12/15	2021/12/15	YES			
6125	Mpumelichous Trading	Procurement of garden material for Municipality	22,600.00	2021/12/15	2021/12/15	YES			
6126	MMS Sibisi	Travelling claim from Newcastle to Creighton. Daily allowance claim. Tolls fees claim	4,122.00	2021/12/15	2021/12/15	YES			
6127	Greendoor Landscape services Pty (LTD)	Provision for horticulture management service	29,756.25	2021/12/15	2021/12/15	YES			
6128	Eskom Bulwer CSC	Electricity Bulwer CSC December statement	14,619.75	2021/12/15	2021/12/15	YES			
6129	Eskom Caridal Building	Electricity December statement	23,614.83	2021/12/20	2021/12/23	YES			
6130	Kwezi Ksankwele (pty)Ltd	Renovation of Mangweneni Community Hall Cent. 1	215,479.00	2021/12/14	2021/12/23	YES			
6130	SARS	Payroll report	1,372,088.48	2021/12/15	2021/12/15	YES			
6131	SARS - UIF	Payroll report	87,653.68	2021/12/15	2021/12/15	YES			
6132	SARS - SDL	Payroll report	98,554.49	2021/12/15	2021/12/15	YES			
<b>TOTAL</b>			<b>16,730,687.18</b>						

N.P. Bloese  
Signature: 

Reviewed by: P. Mlungu  
Signature: 

**DEBTORS AND REVENUE MANAGEMENT REPORT AS AT 31 DECEMBER 2021**

1. **AUTHOR** Chief Financial Officer

1<sup>ST</sup> LEVEL : MANCO

2<sup>ND</sup> LEVEL : FINANCE COMMITTEE

3<sup>RD</sup> LEVEL : EXCO

4<sup>TH</sup> LEVEL : COUNCIL

2. **PURPOSE:**

To report to the Committee and Council on the revenue and debtors' management.

3. **LEGAL/STATUTORY REQUIREMENTS:**

- MFMA Act No.56 of 2003
- Credit control and debt collection policy

4. **BACKGROUND AND REASONING:**

Dr Nkosazana Dlamini Zuma Municipality council must ensure that all money which is due and payable to the council is collected and for this purpose has adopted the credit control policy and debt collected policy consistent with its tariffs and complying with the provisions of the relevant legislation.

5. **ANNEXURES**

5.1 Age Analysis as at 31 December 2021

5.2 Report on collection rate as at 31 December 2021

5.3 Debt Collection and data cleansing as at 31 December 2021

5.4 Revenue Enhancement Strategy as at 31 December 2021

5.5 General valuation roll implementation project as at 31 December 2021

6. **FINANCIAL IMPLICATIONS:**

This report outlines the financial performance of the debtors and revenue management unit for the Dr Nkosazana Dlamini-Zuma Local Municipality for the July 2021/22 financial year for the period ending 31 December 2021. The report is tabled in compliance with Section 71 of the MFMA and has no additional financial implications for the City.

7. **RECOMMENDATION:**

That this report be noted by the Committees and Council.

**REPORT ON DEBTORS AGE ANALYSIS****As at 31 December 2021**

<b>Debtors' balance as at</b>	<b>Amount</b>
Dr Nkosazana Dlamini Zuma Municipality - July 2021	R73 094 968.68
Dr Nkosazana Dlamini Zuma Municipality - August 2021	R75 446 296.23
Dr Nkosazana Dlamini Zuma Municipality – September 2021	R76 147 593.98
Dr Nkosazana Dlamini Zuma Municipality – October 2021	R76 809 698.33
Dr Nkosazana Dlamini Zuma Municipality – November 2021	R76 203 379.12
Dr Nkosazana Dlamini Zuma Municipality – December 2021	R73 198 772.36

<b>Analysis of gross debt balance as at 31 December 2021</b>	<b>Amount</b>
Provincial government debt steering committee	21 813 291,76
Debt not overdue	5 155 899,82
Data cleansing, letters of demand (initial and final)	35 953 100.76
Municipal debt arrangements	2 494 174.25
Handed over for recovery and litigation (Attorneys)	R7 783 315.77
<b>Total</b>	<b>R73 198 772.36</b>

**REPORT ON INDIGENT MANAGEMENT****As at 31 December 2021**

<b>Period</b>	<b>Number of Indigents beneficiaries for the period</b>	<b>Amount paid by municipality for the period</b>
Dr NDZLM - July 2021	1 324 Beneficiaries	R109 259,53
Dr NDZLM - August 2021	1 275 Beneficiaries	R105 339,09
Dr NDZLM - September 2021	1 275 Beneficiaries	R105 339,09
Dr NDZLM – October 2021	1 239 Beneficiaries	R102 286,98
Dr NDZLM – November 2021	1 258 Beneficiaries	R103 854,28
Dr NDZLM – December 2021	1 291 Beneficiaries	R106 658,92
<b>TOTAL</b>		<b>R632 737,89</b>

**REPORT ON TRAFFIC FINES****As at 31 December 2021**

<b>MONTHS</b>	<b>AMOUNT FOR NOTICES ISSUED</b>	<b>AMOUNT RECEIVED</b>
Dr Nkosazana Dlamini Zuma Municipality July 2021	57 500.00	6 150,00
Dr Nkosazana Dlamini Zuma Municipality August 2021	47 800,00	3 800,00
Dr Nkosazana Dlamini Zuma Municipality September 2021	31 550,00	4 950,00
Dr Nkosazana Dlamini Zuma Municipality October 2021	56 400,00	5 300,00
Dr Nkosazana Dlamini Zuma Municipality November 2021	31 800.00	3 390.00
Dr Nkosazana Dlamini Zuma Municipality December 2021	81 850,00	1 250,00
<b>TOTAL</b>	<b>R306 900.00</b>	<b>R24 840.00</b>

**REPORT ON ANIMAL POUNDS****As at 31 December 2021**

<b>MONTHS</b>	<b>HIMEVILLE ANIMAL POUND</b>	<b>CREIGHTON ANIMAL POUND</b>	<b>TOTAL</b>
Dr NDZLM – July 2021	7 040,03	7 673.00	14 713,03
Dr NDZLM – August 2021	4 370.00	7 811.00	12 181.00
Dr NDZLM – September 2021	3 922.00	3 382,00	7 304,00
Dr NDZLM – October 2021	2 466.00	5 838.00	8 304.00
Dr NDZLM – November 2021	23 117.00	1 275.00	24 392.00
Dr NDZLM – December 2021	-	11 346.08	11 346.08
<b>TOTAL</b>	<b>R40 915.03</b>	<b>R38 325.08</b>	<b>R79 240,11</b>

**REPORT ON DATA CLEANSING****As at 31 December 2021**

<b>MONTHS</b>	<b>Details of data cleansing exercises performed</b>
Dr Nkosazana Dlamini Zuma Municipality July 2021	0 Billing Journals processed 5 Transfer Journals processed 16 Account Transfer Transactions performed (specific to the Change of Ownership process) 5 queries via email and attended to 138 Copies of invoices emailed 16 Change of Ownerships processed 33 Manual receipts captured 0 General Valuation updates performed 4 General customer information updates 2 Pension rebate applications received 1 Public Benefit Organisation Rebate applications processed 0 Tourism rebate applications processed 1 Manually issued Rates Clearance Certificate
Dr Nkosazana Dlamini Zuma Municipality August 2021	2 Billing Journals processed 11 Transfer Journals processed 12 Account Transfer Transactions performed (specific to the Change of Ownership process) 13 queries via email and attended to 211 Copies of invoices emailed 13 Change of Ownerships processed 29 Manual receipts captured 0 General Valuation updates performed 13 General customer information updates 0 Pension rebate applications received 1 Public Benefit Organisation Rebate applications processed 1 Tourism rebate applications processed 1 Manually issued Rates Clearance Certificate
Dr Nkosazana Dlamini Zuma Municipality September 2021	211 Billing Journals processed 7 Transfer Journals processed 08 Account Transfer Transactions performed (specific to the Change of Ownership process) 14 queries via email and attended to 261 Copies of invoices emailed 08 Change of Ownerships processed 29 Manual receipts captured 38 General Valuation updates performed 06 General customer information updates 0 Pension rebate applications received 0 Public Benefit Organisation Rebate applications processed

	<p>0 Tourism rebate applications processed</p> <p>0 Manually issued Rates Clearance Certificate</p>
<p>Dr Nkosazana Dlamini Zuma Municipality October 2021</p>	<p>2 Billing Journals processed</p> <p>13 Transfer Journals processed</p> <p>12 Account Transfer Transactions performed (specific to the Change of Ownership process)</p> <p>queries via email and attended to</p> <p>271 Copies of invoices emailed</p> <p>12 Change of Ownerships processed</p> <p>48 Manual receipts captured</p> <p>0 General Valuation updates performed</p> <p>26 General customer information updates</p> <p>0 Pension rebate applications received</p> <p>0 Public Benefit Organisation Rebate applications processed</p> <p>1 Tourism rebate applications processed</p> <p>2 Manually issued Rates Clearance Certificate</p>
<p>Dr Nkosazana Dlamini Zuma Municipality November 2021</p>	<p>5 Billing Journals processed</p> <p>7 Transfer Journals processed</p> <p>5 Account Transfer Transactions performed (specific to the Change of Ownership process)</p> <p>13 queries via email and attended to</p> <p>320 Copies of invoices emailed</p> <p>5 Change of Ownerships processed</p> <p>0 Manual receipts captured</p> <p>9 General Valuation updates performed</p> <p>0 General customer information updates</p> <p>1 Pension rebate applications received</p> <p>0 Public Benefit Organisation Rebate applications processed</p> <p>1 Tourism rebate applications processed</p> <p>2 Manually issued Rates Clearance Certificate</p>
<p>Dr Nkosazana Dlamini Zuma Municipality December 2021</p>	<p>2 Billing Journals processed</p> <p>4 Transfer Journals processed</p> <p>5 Account Transfer Transactions performed (specific to the Change of Ownership process)</p> <p>7 queries via email and attended to</p> <p>351 Copies of invoices emailed</p> <p>5 Change of Ownerships processed</p> <p>0 Manual receipts captured</p> <p>5 General Valuation updates performed</p> <p>0 General customer information updates</p> <p>0 Pension rebate applications received</p> <p>0 Public Benefit Organisation Rebate applications processed</p> <p>0 Tourism rebate applications processed</p> <p>0 Manually issued Rates Clearance Certificate</p>

**REPORT ON QUERIES (CUSTOMER CARE)****As at 31 December 2021**

<b>MONTHS</b>	<b>NUMBER OF QUERIES RECEIVED</b>	<b>NUMBER OF QUERIES RESOLVED</b>
Dr Nkosazana Dlamini Zuma Municipality July 2020	22 RCC applications	20 RCC issued
Dr Nkosazana Dlamini Zuma Municipality August 2021	10 RCC applications	22 RCC issued
Dr Nkosazana Dlamini Zuma Municipality September 2021	19 RCC applications	14 RCC issued
Dr Nkosazana Dlamini Zuma Municipality October 2021	18 RCC applications	10 RCC issued
Dr Nkosazana Dlamini Zuma Municipality November 2021	24 RCC applications	8 RCC issued
Dr Nkosazana Dlamini Zuma Municipality December 2021	25 RCC applications	11 RCC issued

**REPORT ON DEBT COLLECTION****As at 31 December 2021**

- The debtors' book has decreased in the month of December 2021 by 3,94% to R73 198 772.36 with the debtor collection rate to billed revenue at 94.25% for the current year.
- Cash collected for the month of 31 December 2021 amounted to R6 354 931,88.
- An amount R632 737,89 from July 2021 to date has been paid to support free basic electricity assisting in 7662 occasions.
- Traffic fines debtors remain a concern, improved collection strategies are being implemented. An amount of R24 840.00 has been collected to date with R306 900.00 traffic notices issued.
- Revenue and debt collection unit has noted that more people are paying for their accounts since a dual collection strategy has been implemented (debt collection process is done both inhouse and supplemented by legal attorneys).
- The means the citizen portal is up and running but we have noted a few registration issues which we have reverted to the supplier to address in conjunction with the municipal IT department.



Main Street  
Creighton, 3263

P.O Box 62

Creighton 3263

Phone: +27 39 833 1038

Fax: +27 39 833 1179

Email: [mailbox@ndz.gov.za](mailto:mailbox@ndz.gov.za)

[www.ndz.gov.za](http://www.ndz.gov.za)

*A Better Place for All*

31 December 2021

## 5 .3 DEBT COLLECTION REPORT

### Monthly payments arrangements report December 2021

Account	Name	Balance	Payment	Comment
30966	Eric M Jili	16 616.38	-	One month behind
64039	NP Luzulane	21 817.67	2 000.00	Up-to-date
25065	SE Maphanga	3 917.05	1 000.00	Up-to-date
30056293	BT Meiklejohn	31 265.46	2 146.80	Up-to-date
173375	SW&A Pienaar	55 195.75	3 865.33	Up-to-date
115045	Swabkillcran	74 276.07	3 374.68	Up-to-date
102215	Prior & Pitman	120 447.53	1 500.00	Customer payment short by R2 904.34
11 accounts	Bier industries	302 336	26 000.00	Up-to-date
254575	Mrs TMA Delpont	28 947.72	-	One month behind
30057964	Mrs Stutterheim	41 185.31	-	Up-to-date
30060870	Mr. M Mchunu	26 425.96	2 001.00	Up-to-date
30061998	Nsika Trust	46 418.88	10 001.00	Up-to-date
128975	John albert trust-trust	162 665.68	10 000.00	Up-to-date
30059265	JS &NJ Nkuku	20 876.24	1 918.00	up-to-date
30061819	S Dukade	16 670.65	-	Two month behind
30059997	Miss MC Darling	18 732.75	2 000.00	Up-to-date
<b>Total</b>		<b>987 795.10</b>	<b>65 806.80</b>	

### Collection Plan in month of December 2021.

- Letters of final demand were posted in the month of December 2021 for all customers with an outstanding balance of more 60 days. Informing customers to settle the account in full or come in for payment arrangement within 7 days.
- Email of mailing of monthly statement to ensure customers receive their statements on time.
- Calling of customers with an outstanding balance of more than 60days, reminding them of the total due and when can we expect payment.

- Customer's currently negotiating payment arrangement.

Account	Name	Balance	Payment
165795	DB May	105 146.74	10 000.00
173265	Serendipity	352 251.05	11 093.86
173575	Basic Blue	76 731.16	81 845.46
21775	Devberg investment cc	50 237.08	-
128775	Houston store	762 633.39	7 100.50
97485	Bateman	159 379.73	-
<b>Total</b>		<b>1 506 379.15</b>	<b>110 039.82</b>

### Incentive Scheme

- In the month of December 2021, A customers settled two of his accounts in full to take advantage of the incentive scheme;

Account Number	Name	Amount paid
110045	Chris Barras Prop	211 550.78
18875	Kinross-Shire cc	520 000.00
<b>Total</b>		<b>731 550.78</b>

### Returned post and customer with no payment on account since change of ownership

- For the month of December 2021, 5 customer contact information such as contact number, email and postal were update on Samras4c qn and their accounts also added to monthly emailing of statement.

### Government debt Report

- Department of Public Works (provincial) - Most of the arrears balances from Provincialworks are from section 14 school, school with no lease agreement. We were advised that for schools with no lease agreement, the debt is to be followed up with the owner of properties.
  - 27 properties have been identified as of Provincial Public works with an total outstanding amount of R 4 265 402.40
  - Public works will send one of their official to do a physical verification to find out what properties are being used for e.g. School, clinic etc.
  - Five out of the 25 properties with an outstanding amount of R877 989.86 have been verified by public works official. Currently preparing invoices for submission.
  - 2021/2022 Annual invoices amounting to R5 220 562.50 have been prepared and submitted to provincial public works, currently waiting for payment.
  - In the month of November 2021 an amount of R 1 246 000.00 was paid by provincial works.
  - In the month of December 2021 an amount of R3 783 735.00 was paid by provincial works.

- **Department of Rural development and Lands reform:**

- 15 invoices have been forwarded to the department of land affairs for payment;
- 10 accounts have been paid in full, still waiting for payment for the remaining 5 accounts below.
- Annual invoices for 2021/2022 have been prepared and submitted to Department of rural development and a letter of demand, demanding payment for the below accounts.

<b>Account</b>	<b>Account holder</b>	<b>Amount</b>
49256	Regional & Land Affairs	12 013.46
30056839	Regional & Land Affairs	22 233.33
56795	Regional & Land Affairs	77 915.29
49201	Regional & Land Affairs	12 219.72
46765	Regional & Land Affairs	57 579.33
<b>Total</b>		<b>181 961.13</b>

- **Department of Public Works(National)** - 9 properties have been verified as of NationalPublic works properties with a total outstanding Balance of R 934 416.76

- Invoices have been submitted to National Public Works.
- Currently waiting for payment for the remaining account below.
- Part payment have been made for the below accounts.
- Annual 2021/2022 invoices amounting to R605 776.01 have been prepared and submitted to National department of public works, currently waiting for payments.

<b>Account</b>	<b>Account holder</b>	<b>Amount</b>
238415	RSA	242 805.44
238375	RSA	18 057.54
238475	RSA	80 607.02
238485	RSA	403 462.85
6460	RSA	173 531.52
7210	NATIONAL PUBLIC WORK	70 144.63
5414	RSA (Justice) (CDB)	1 652.85
5311	RSA (Justice) (CDB)	1 446.58
12317	RSA	1 051.97
<b>Total outstanding</b>		<b>992 759.57</b>

- Cogta is assisting us with the verification for the following properties as to which department they belong to.

<b>Account</b>	<b>Account holder</b>	<b>Amount</b>
238465	RSA	779 111.00
238495	RSA	571 239.07
238385	RSA	441 328.90
238365	RSA	437717.96
238305	RSA	284 851.38
238425	RSA	230 705.73
238435	RSA	178 816.58
30056736	RSA	193 776.58
238345	RSA	149 535.56
238395	RSA	143 164.27
<b>Total outstanding</b>		<b>3 410 247.03</b>

**ANNEXURE 5.2 - COLLECTION RATE REPORT**

Category	2021/07/31		2021/08/31		2021/09/30		2021/10/31		2021/11/30		2021/11/30	
	Raised	Received	Raised	Received	Raised	Received	Raised	Received	Raised	Received	Raised	Received
RAT01: RESIDENTIAL PROPERTIES	763 623,50	-748 771,50	763 623,56	-566 479,74	759 802,85	-1 489 327,97	769 476,38	-969 653,31	763 532,67	-978 403,26	680 874,22	-1 458 441,22
RAT02: BUSINESS, COMMERCIAL, INDUSTRIAL PROPERTIES	796 919,02	- 691 134,66	783 366,80	-327 677,00	711 588,76	-528 681,48	781 230,88	-771 433,11	770 632,30	-555 950,60	779 811,26	-1 055 921,18
RAT03: AGRICULTURAL PROPERTIES	870 295,65	-559 537,08	887 075,12	-441 015,92	730 342,14	-517 341,14	870 721,35	-719 632,88	874 498,12	-758 898,61	874 887,78	-776 204,64
RAT04: PUBLIC SERVICE PURPOSES	872 743,70	-53 912,64	879 826,84	-50 724,40	886 989,87	-35 452,25	893 788,37	-105 938,43	886 039,39	-1 286 050,68	872 880,86	-2 510 183,12
RAT05: PUBLIC SERVICE INFRASTRUCTURE	74,15	-0,03	74,15	-0,03	74,15	0,03	74,15	0,03	74,15	0,03	74,15	0,03
RAT06: PUBLIC BENEFIT ORGANISATION	-	-	-	-	-	-	-	-	-	-	-	-
RAT08: TOURISM & HOSPITALITY	-	-	-	-	-	-	-	-	-	-	-	-
RAT10: RESIDENTIAL SMALL HOLDING	90 893,75	-49 121,68	91 352,85	-37 174,47	91 571,71	-58 265,70	91 974,77	-49 796,82	92 475,64	-47 975,59	92 897,95	-52 676,55
RAT12: VACANT LAND	170 072,66	-89 919,52	171 040,96	-87 678,38	572 187,89	-135 690,34	163 361,79	-167 996,67	96 234,17	-171 786,98	163 154,88	-109 119,03
<b>REFUSE</b>	341 961,00	-318 142,13	341 793,96	-184 632,66	341 574,41	-249 989,20	341 818,42	-296 203,05	341 771,77	-253 167,30	341 578,98	-337 942,26
Value added tax(refuse)	49 976,95	-47 721,32	50 068,69	-27 694,90	51 236,16	-37 498,38	44 585,01	-38 635,18	44 578,93	-33 021,82	44 563,78	-44 079,43
<b>RENTAL</b>	62 031,14	-89,56	64 314,23	-	64 314,23	168 203,12	69 171,14	- 220 082,10	67 719,15	-9 153,84	85 195,65	-9 166,76
Value added tax(rental)	9647,14	-14,83	9 647,13	-	9 647,13	-23 730,47	9 022,32	-28 706,36	8 832,93	-1 193,98	11 112,48	-1 196,66
<b>SUNDRIES</b>	-	-	-	-	-	-	-	-	-	-	-	-
Value added tax(sundries)	-	-	-	-	-	-	-	-	-	-	-	-
<b>Total Incl</b>	4 048 443,66	-1 867 240,69	4 062 604,29	-1 723 077,40	4 210 339,33	-3 634 179,98	4 035 225,58	-3 268 277,94	3 936 389,22	-4 105 602,69	3 947 001,99	-8 354 831,88
<b>Total VAT</b>	69 623,08	-47 736,25	59 715,82	-27 694,90	60 883,30	-61 228,85	53 807,33	-67 341,54	76 552,08	-10 347,82	96 308,13	-10 362,42
<b>Total Excl</b>	3 988 820,57	-1 819 504,44	4 002 888,47	-1 695 382,50	4 149 456,03	-3 572 951,13	3 981 618,25	-3 200 936,40	3 859 837,14	-4 095 254,87	3 850 693,86	-8 344 569,46
<b>Total Rates</b>	3 584 828,43	-1 501 262,75	3 586 780,28	-1 510 749,84	3 743 567,39	-3 164 758,81	3 570 628,69	-2 684 651,25	3 473 486,44	-3 809 065,75	3 464 561,10	-5 962 547,77
<b>Total Services</b>	483 615,23	-365 977,94	465 824,01	-212 327,56	466 771,94	-469 421,17	464 536,89	-583 626,89	462 902,78	-286 536,94	482 440,89	-382 384,11
<b>Total Services Excl</b>	403 992,14	-318 241,69	406 108,19	-184 632,66	405 888,64	-408 192,32	410 989,56	-516 285,15	409 490,92	-262 321,14	426 774,63	-347 109,02
<b>Opening Balance</b>	R71 804 023,64		R71 804 023,64		R71 804 023,64		R71 804 023,64		R71 804 023,65		R71 804 023,65	
<b>Closing Balance</b>	R75 094 968,88		R75 446 296,23		R76 147 593,98		R76 809 698,33		R76 203 379,12		R73 198 772,36	
<b>Collection Rates</b>	68%		55%		65%		69%		76%		84%	

0000007

## Progress report on handed over accounts

Legal attorneys responsible	Amount outstanding	Status
Matthew Francis Inc	R 5 583 736.88	Status of each account handed over is detailed below
MC Nishalintshali Attorneys	R2 199 415.89	Status of each account handed over is detailed below
<b>Total</b>	<b>R7 783 315.77</b>	

### Handover Accounts- Matthew Francis Inc

Municipal Account	Owner/Debtor	HANDOVER AMOUNT	EMAIL ADDRESS	STATUS
18745	Peon Properties	R 407 685.90	<a href="mailto:pregasen@tanglefoot.co.za">pregasen@tanglefoot.co.za</a>	Summons drafted; sent to the sheriff for service
107105	Goxhill Farm	R 275 640.04	<a href="mailto:rickjames@telkom.net">rickjames@telkom.net</a>	Summons drafted.
30058295	S G Hlongwane Family	R 1 158 970.25	<a href="mailto:austin.hlongwane@stucky.co.za">austin.hlongwane@stucky.co.za</a>	Summons drafted.
131705	MR DG Pitout	R 142 679.35	<a href="mailto:shandirepitout@gmail.com">shandirepitout@gmail.com</a>	Debtor has started making payments. second Payment was made in Sept for R 50 000. As per agreement.
115265	David Hooper Trust	R 107 199.47	<a href="mailto:dvh@esnel.co.za">dvh@esnel.co.za</a>	Awaiting feedback from Municipality in regards to debtors queries. ( Correct value of the property)
128445	New Line Inv 149 PTY LTD	R 4775 510.60	<a href="mailto:hestersadie@mweb.co.za">hestersadie@mweb.co.za</a>	Summons drafted. Sent to the sheriff for service.
30057744	MR Taylor & Thompson	R 107 828.80	<a href="mailto:michale@telkomsa.net">michale@telkomsa.net</a>	Summons drafted to send for service debtor did make contact with our offices, awaiting feedback if proposal is accepted.
131135	( Late) Mr NS Mtolo/(Executor)NA Mtolo	R 632 476.02	<a href="mailto:nomaa2mtolo@gmail.com">nomaa2mtolo@gmail.com</a>	Negotiations failed; awaiting clarification on property description, property not registered in the name of the debtor, debtor deceased, executors details still outstanding from Masters office(there is currently a nationwide shut down at the masters office due to hacking)
62532	Clive John Mingay	R 32 133.72	<a href="mailto:inglenook45@gmail.com">inglenook45@gmail.com</a>	Acknowledgement of Debt signed.
62587	Clive John Mingay	R 73 390.79	<a href="mailto:inglenook45@gmail.com">inglenook45@gmail.com</a>	Acknowledgement of Debt signed.
62635	Clive John Mingay	R 66 698.10	<a href="mailto:inglenook45@gmail.com">inglenook45@gmail.com</a>	Acknowledgement of Debt signed.
107035	Banks Trust-Trustees	R 181 667.37	<a href="mailto:actaylor@mweb.co.za">actaylor@mweb.co.za</a>	Acknowledgement of Debt signed, awaiting confirmation from client that account settled in full

107055	Banks Trust-Trustees		R 21 446.85	<a href="mailto:actaylor@rmweb.co.za">actaylor@rmweb.co.za</a>	Acknowledgement of Debt signed, awaiting confirmation from client that account settled in full
54322	Primeinvest 1103 CC (Leon)		R 181 049.73	<a href="mailto:leonk@futurenet.co.za">leonk@futurenet.co.za</a>	Acknowledgement of Debt signed.
53338	Mixgold Trading CC (Leon)		R 128 261.16	<a href="mailto:leonk@futurenet.co.za">leonk@futurenet.co.za</a>	Acknowledgement of Debt signed.
21810	Mabhude Contractors CC		R55 152.69	<a href="mailto:norman@phuthumatech.co.za">norman@phuthumatech.co.za</a>	Summons drafted; sent to the sheriff for service, awaiting return of service.
21865	Mabhude Contractors CC		R11 742.21	<a href="mailto:norman@phuthumatech.co.za">norman@phuthumatech.co.za</a>	Summons drafted; sent to the sheriff for service, awaiting return of service.
21913	Mabhude Contractors CC		R6 573.64	<a href="mailto:norman@phuthumatech.co.za">norman@phuthumatech.co.za</a>	Summons drafted; sent to the sheriff for service, awaiting return of service.
69481	Sibetha Family Trust		R10 645.00	<a href="mailto:norman@phuthumatech.co.za">norman@phuthumatech.co.za</a>	Summons drafted; sent to the sheriff for service, awaiting return of service.
69539	Sibetha Family Trust		R10 645.00	<a href="mailto:norman@phuthumatech.co.za">norman@phuthumatech.co.za</a>	Summons drafted; sent to the sheriff for service, awaiting return of service.
69632	Sibetha Family Trust		R9 431.64	<a href="mailto:norman@phuthumatech.co.za">norman@phuthumatech.co.za</a>	Summons drafted; sent to the sheriff for service, awaiting return of service.
69687	Sibetha Family Trust		R9 431.64	<a href="mailto:norman@phuthumatech.co.za">norman@phuthumatech.co.za</a>	Summons drafted; sent to the sheriff for service, awaiting return of service.
69436	Sibetha Family Trust		R21 200.66	<a href="mailto:norman@phuthumatech.co.za">norman@phuthumatech.co.za</a>	Summons drafted; sent to the sheriff for service, awaiting return of service.
4310	Zamokwakhe Contractors		R230 658.01	<a href="mailto:norman@phuthumatech.co.za">norman@phuthumatech.co.za</a>	Summons drafted; sent to the sheriff for service, awaiting return of service.
262295	KRUTI SHIV SHAKTI PTY LTD		R 43 257.62	<a href="mailto:kavita@telkomsa.net">kavita@telkomsa.net</a>	Debtor promised to pay in two weeks. Kindly verify if the debtor has made payment.
262195	MR GR PRICE MOOR		R 232 980.27	<a href="mailto:dube@pricemoor.co.za">dube@pricemoor.co.za</a>	Debtor advised that payment will be made within 2-4 weeks. Kindly verify if debtor has made payment.
262715	MR CB CANHAM		R 22 443.80	<a href="mailto:mahnac72@gmail.com">mahnac72@gmail.com</a>	Summons drafted; sent to the sheriff for service
128955	TAYBLE TRUST TRUSTEES		R 138 363.97	<a href="mailto:kjtaylor@futurenet.co.za">kjtaylor@futurenet.co.za</a>	Summons drafted; sent to the sheriff for service
7368	Mr JM KOZI		R 139 171.93	<a href="mailto:lukhozi@icloud.com">lukhozi@icloud.com</a>	Summons drafted; sent to the sheriff for service
65030	Mr JM KOZI		R 52 825.83	<a href="mailto:lukhozi@icloud.com">lukhozi@icloud.com</a>	Summons drafted; sent to the sheriff for service.
30058879	MRS/MR KC&NV MADONDA		R 63 011.65	<a href="mailto:nombusomadondo@gmail.com">nombusomadondo@gmail.com</a>	Summons drafted; sent to the sheriff for service
30058855	MRS/MR KC&NV MADONDA		R 22 104.25	<a href="mailto:nombusomadondo@gmail.com">nombusomadondo@gmail.com</a>	Summons drafted; sent to the sheriff for service, awaiting sheriffs return of service
30058862	MRS/MR KC&NV MADONDA		R 100 237.81	<a href="mailto:nombusomadondo@gmail.com">nombusomadondo@gmail.com</a>	Summons drafted; sent to the sheriff for service, awaiting sheriffs return of service
30058879	MRS/MR KC&NV MADONDA		R 63 011.65	<a href="mailto:nombusomadondo@gmail.com">nombusomadondo@gmail.com</a>	Summons drafted; sent to the sheriff for service, awaiting sheriffs return of service

67434	MRS/MR KC&NV MADONDA	R 103 372.75	nombusomadondo@gmail.com	Summons drafted; sent to the sheriff for service, awaiting sheriffs return of service
18935	MR ZA DLAMINI	R 99 403.56	diaminizikhali325@gmail.com	Summons drafted; sent to the sheriff for service, awaiting sheriffs return of service
246785	MR ZA DLAMINI	R 62 621.75	diaminizikhali325@gmail.com	Summons drafted; sent to the sheriff for service, awaiting sheriffs return of service
30057706	MKWENKWE CONSTRUCTIO	R 17 789.75	diaminizikhali325@gmail.com	Summons drafted; sent to the sheriff for service, awaiting sheriffs return of service
		<b>R 5 583 736.88</b>		

<b>MC Ntshalintshali Attorneys</b>					
<b>ACCOUNT NO</b>	<b>NAME</b>	<b>BALANCE BEFORE PAYMENT</b>	<b>PAYMENT</b>	<b>BALANCE AFTER PAYMENT</b>	<b>COMMENTS</b>
7265	DP ZONDI	100 325.08	4 000.00	87 895.34	Debtor made payment of R4000,00 in December to the Municipality
68882	MA PINCHIN	21 464.96	0.00	22 122.95	Matter at litigation stage
246255	MR. BL NKOSI	44 152.81	1 500.00	43 575.44	Debtor made payment of R1500.00 in December to the Municipality.
26545	Mr/mrs D&DE MAJOZI	87 070.34	0.00	88 198.39	Matter at litigation stage
13335	MR BW Mtolo	25 452.45	1 600.00	4 343.97	Debtor made payment of R1300.00 in December to the Municipality.
149095	Ardel enterprise	262 065.63	220.00	309 600.17	Matter at litigation stage but debtor made payment of R220 in December.
128545	Grants family trust	300 508.27	0.00	340 256.00	Matter at litigation stage
110	Rep trust trustees	382 354.94	54 622.13	130 576.81	Debtor made payment of R54 622.13 in December to the Municipality.
34075	Port ferry Properties	186 516.57	0.00	233 285.62	Detailed history of account has been forwarded to customer as requested.
5345	Paul & Jenny properties trust	362 591.05	0.00	400 947.06	Detailed history of account has been forwarded to customer as requested.

0000000000

47838	Miles Eagle stone	135 930.88	0.00	61 062.71	Telephone call to Debtor to follow up on payment, debtor advised that he made payment on the 23rd of November and made payment on the 15th of December and will send proof of payment.
89165	SG Mtungwa	71 626.56	0.00	23 302.69	Telephone call to Debtor to follow up on payment, debtor advised that he made payment on the 23rd of December and will send proof of payment.
102615	PA Duma	35 633.08	4 000.00	16 842.04	Debtor made payment of R4000 in November to the Municipality
266152	Anne Marie Brender	44 121.99	0.00	36 273.43	Telephone call to Debtor to follow up on payment, debtor advised that he made payment on the 31 <sup>st</sup> of December and will send proof of payment.
107205	Rocky Mountain	182939.41	0.00	221 279.59	Matter at litigation stage
39915	MG&NA Dludla	81 441.84	0.00	78 529.14	Telephone call to Debtor to follow up on payment, debtor advised that he made payment on the 15 <sup>th</sup> of December 2021
97445	TP&MN Mlambo	90 992.50	0.00	98 624.59	We called debtor to follow up on payment. He advised that he made payment in the month of December and shall forward us proof of payment.
18875	Kinross shire cc	655 745.01	655 745.01	0	Matter at litigation stage
		<b>3 061 315.05</b>	<b>721 687.14</b>	<b>2 199 415.89</b>	

**GENERAL VALUATION ROLL 2021 - 2027 IMPLEMENTATION REPORT DECEMBER 2021**

1. **AUTHOR** Chief Financial Officer

1<sup>ST</sup> LEVEL : MANCO

2<sup>ND</sup> LEVEL : FINANCE COMMITTEE

3<sup>RD</sup> LEVEL : EXCO

4<sup>TH</sup> LEVEL : COUNCIL

2. **PURPOSE:**

To report to the Committee and Council on the progress of the implementation of the 4<sup>th</sup> GV.

3. **LEGAL/STATUTORY REQUIREMENTS:**

- Municipal Finance Management Act No.56 of 2003
- Municipal Property Rates Act No. 6 of 2004
- Rates Policy 2021/2022
- Rates By-laws

4. **BACKGROUND AND REASONING:**

Dr Nkosazana Dlamini Zuma Municipality council appointed BGP Mass Appraisals to compile and implement the 4<sup>th</sup> GV for the Municipality.

5. **ANNEXURES**

5.1 GV Tracking Tool

5.1.1 Deeds updates

5.1.2 Rates clearances issued

5.1.3 Building plans

5.2 NDZLM-BPG General Valuation Roll Project Progress

6. **FINANCIAL IMPLICATIONS:**

The Service Provider will invoice as per the terms of the tender agreement.

7. **RECOMMENDATION:**

That this report be noted by the Committee and Council

**REPORT ON PROJECT PLAN****DECEMBER 2021**

<b>No.</b>	<b>DELIVERABLE</b>	<b>% COMPLETE</b>
1	<b>Project Provide and manage project plan</b>	92%
2	<b>Project Office and Project establishment</b>	
	- Draft & Finalise Project Contract (MOA), project program and project cash flow plan	100%
	- Finalise Sub-Contract Agreements	100%
	- Establish Project Office and infrastructure	100%
	- Project Office Overheads and IT infrastructure.	100%
3	<b>Valuation Roll Management System VRMS</b>	0%
4A	<b>Aerial Photography</b>	
	- Acquire aerial photography/imagery for the Town	100%
	- Acquire and deliver aerial photography for Urban areas and Rural/Farms	100%
4B	<b>Property Register Creation and delivery of components</b>	
	- Identify data sources	100%
	- Acquire, clean & prepare data	100%
	- Prepare and create Property Register which shall comprise an electronic data base of all properties	92%
	- Prepare / create GIS Property Register in ESRI shape files aligned to property register per bid	92%
	- Digitise and capture digital building footprint plan	90
5	<b>Project sales review/market reports</b>	
	- Residential Contract Sales Review, Market & Valuation Methodology Reports	98%
	- Non Residential Contract Sales Review, Market & Valuation Methodology Reports	100%
6	<b>Data Collection - Residential</b>	
	- Develop and submit Data Collection/Data Capture methodology	100%
	- Recruit & Train data collectors	100%
	- Collect / Verify and Capture Data	100%
	- Quality assurance Data Review	41%
	- Maintain data	40%
7	<b>Residential Valuations</b>	
	- Generate values - CAMA models and mass valuation methodology	97%
	- Undertake Value Review and quality assurance	71%

<b>8</b>	<b>Data Collection Non Residential Collection</b> <ul style="list-style-type: none"> <li>- Develop and submit Data Collection methodology</li> <li>- Prepare &amp; submit training manuals &amp; Data collection</li> <li>- Quality assurance Data Review</li> <li>- Maintain data</li> </ul>	100% 100% 69% 25%
<b>9</b>	<b>Non-residential Valuations</b> <ul style="list-style-type: none"> <li>- Valuations (draft values)</li> <li>- Undertake Value Review and Quality Assurance</li> <li>- Finalisation with Final Values, Photographs and sketches available/uploaded to the VRMS</li> </ul>	100% 53% 25%
<b>10</b>	<b>Valuation Roll</b>	0%
<b>11</b>	<b>Objections/Appeals Management</b>	0%

**REPORT ON TRACKING TOOL****DECEMBER 2021**

<b>DELIVERABLE</b>	<b>STATUS</b>
Deeds Registrations	2 updated on Billing
Rates Clearances issued	11 Rates Clearance Certificates issued
Building Plans	11 Approval
Occupation Certificates	None Issued

## 5.1 G.V. TRACKING TOOL

## 5.1.1 DEEDS UPDATES

NUMBER	ERF	PORTION	TOWNSHIP/FARM/ST	NEW OWNER NAME	ERF SALE DATE	ERF SALE PRICE	ERF REGISTRATION DATE	TITLE DEED NUMBER	STATUS
1	308	0	UNDERBERG	SHERIFA BROKERAGE PTY LTD	11/11/2019	R 700.00	16/03/2020	7332/2020	UPDATED ON BILLING 30063897
2	14346	PTN19	SCOTTSTON	MANDY JOHNSON COLIN BRUCE STOREY & MEGAN CALIRE MEINKE	16/04/2021	R 1 380 000.00	16/09/2021		UPDATED ON BILLING 30063873
3	11287	PTN39	RIVERSDALE	JULIAN RENE SIMON & ELIZABETH ANNE SIMON	18/03/2021	R 670 000.00	09/09/2021		UPDATED ON BILLING 30063880
4	10	REM	HIMEVILLE	JULIAN RENE SIMON & ELIZABETH ANNE SIMON	01/06/2021	R 1 650 000.00	17/08/2021		UPDATED ON BILLING 30063811
5	10	PTN 1	HIMEVILLE	JULIAN RENE SIMON & ELIZABETH ANNE SIMON	01/06/2021	R 1 650 000.00	17/08/2021		UPDATED ON BILLING 30063828

6	346		UNDERBERG	LAUREN MICHELLE PERKS	16/07/2021	R 425 000.00	01/09/2021		UPDATED ON BILLING 30063859
7	204	PTN27	UNDERBERG	CLIFFORD LOUIS NEUPER	03/07/2021	R 260 000.00	07/09/2021		UPDATED ON BILLING 30063842
8	208	PTN24	UNDERBERG	JACQUELINE ANITA STUBBS	05/05/2021	R 260 000.00	13/09/2021	25/11/2021	UPDATED ON BILLING 30063859

0000706

**5.1.2 RATES CLEARANCES ISSUED**

1	11987476	SECTION 13 MOUNTAINAIRS VILLAGE	2021/09/03 15:23	NO	NO	Acknowledged
2	11987474	PORTION 88 OF ERF 204 UNDERBERG REGISTRATION DIVISION FS PROVINCE OF KWAZULU NATAL	2021/09/03 15:23	NO	NO	Acknowledged
3	11988258	REMAINDER OF ERF 208 UNDERBERG REGISTRATION DIVISION FS PROVINCE OF KWAZULU-NATAL IN EXTENT 29,3832 (TWENTY NINE COMMA THREE EIGHT THREE TWO) HECTARES	2021/09/06 09:56	NO	NO	Acknowledged
4	11990569	ERF 129 HIMEVILLE, REGISTRATION DIVISION F.S., PROVINCE OF KWAZULU-NATAL;	2021/09/07 15:38	NO	NO	Acknowledged
5	11992011	REMAINDER OF PORTION 1 OF THE FARM REICHENAU C NUMBER 5799, REGISTRATION DIVISION FS, PROVINCE OF KWAZULU-NATAL	2021/09/08 12:54	NO	NO	Acknowledged
6	11994098	REMAINDER OF ERF 148 UNDERBERG EXTENTION 1 REGISTRATION DIVISION FS PROVINCE OF KWAZULU NATAL	2021/09/10 10:57	NO	NO	Acknowledged
7	11995304	PORTION 2 OF ERF 207 UNDERBERG REGISTRATION DIVISION FS PROVINCE OF KWAZULU NATAL	2021/09/13 09:09	NO	NO	Acknowledged
8	12000779	PORTION 16 (OF 10) OF ERF 167 UNDERBERG, REGISTRATION DIVISION FS, PROVINCE OF KWAZULU-NATAL	2021/09/17 12:34	NO	NO	Acknowledged

9	12001245	PORITION 3 OF ERF 211 UNDERBERG REGISTRATION DIVISION FS PROVINCE OF KWAZULU NATAL	2021/09/17 14:57	NO	NO	Acknowledged
10	12006001	THE REMAINDER OF LOT FP 341 NO. 10664, REGISTRATION DIVISION FS, PROVINCE OF KWAZULU-NATAL;	2021/09/23 10:41	NO	NO	Acknowledged
11	12006020	PORITION 3 OF ERF 337 UNDERBERG, REGISTRATION DIVISION FS, PROVINCE OF KWAZULU-NATAL;	2021/09/23 10:54	NO	NO	Acknowledged
12	12006793	ERF 627 UNDERBERG REGISTRATION DIVISION FT PROVINCE OF KWAZULU NATAL	2021/09/27 11:13	NO	NO	Acknowledged
13	12007809	PORITION 3 OF THE FARM ESTON NO. 7948 REGISTRATION DIVISION FS PROVINCE OF KWAZULU-NATAL	2021/09/28 08:54	NO	NO	Acknowledged
14	12008358	PORITION 1 OF ERF 163 UNDERBERG (EXTENSION 1), REGISTRATION DIVISION FS, PROVINCE OF KWAZULU-NATAL	2021/09/29 09:25	NO	NO	Acknowledged
15	12008354	REMAINDER OF ERF 163 UNDERBERG (EXTENSION 1), REGISTRATION DIVISION FS, PROVINCE OF KWAZULU-NATAL	2021/09/29 09:26	NO	NO	Acknowledged
16	12009731	ERF 675 UNDERBERG, REGISTRATION DIVISION FS, PROVINCE OF KWAZULU-NATAL	2021/09/30 11:46	NO	NO	Acknowledged

5.1.1.3 BUILDING PLANS

NUMBER	ERF	PORTION	TOWNSHIP/FARM/ST	OWNER NAME	BP APPROVAL DATE	RENOVATION/NEW	EXTENT INCREASE M2	STATUS
1	229	0	Himeville	CN Major	17.09.2021	As Built	302.80	Approved
2	149	2	Underberg	R Piper	17.09.2021	As Built	5.6	Approved
3	279	0	Underberg	JO Thompson	17.09.2021	As Built	0	Approved
4	204	88	Underberg	Fitt	17.09.2021	As Built	0	Approved
5	49	628	Underberg	DC & HM Dancer	17.09.2021	New Dwelling	148.64	Approved
6	8491	10	Underberg	S Sounders	17.09.2021	As Built	0	Approved
7	7948	9	Underberg	GM Lowe	17.09.2021	Additions	86.3	Approved
8	8491	1	Underberg	Corriway Properties	17.09.2021	As Built	739.4	Approved
9	341	3	Underberg	PA Peltz	17.09.2021	As Built	0	Approved
10	146	4	Underberg	The Alexander Residence Trust	17.09.2021	As Built	50.5	Approved
11	126	0	Underberg	Konkol Ready Mix PTY LTD	17.09.2021	As Built	36.3	Approved

0000709

Task ID		Part A, B and C: Deliverables & Work Program		MAS2785: 10 Dec 2021	
Task ID	Project Management Function	Project Budget	Report	% Complete	Amount
1	Project Management Function				
1.1	Project Management Function: provide & manage a project plan for the implementation of the general valuation; manage & report on project deliverables & milestones; manage / report on project progress & payments; attend Municipal steering committee meetings at least monthly; manage / report on project risk; manage daily/weekly/monthly data backups in terms of	24,000.00	Initiation of project	92%	2,260.96
2	Project Office & Project Establishment	0			0
2.1	Draft & Finalise Project Contract (MOA), project program and project cash flow plan	1,200.00	MOA signed, updated project programme sent	100%	-
2.2	Finalise Sub-Contract Agreements	1,200.00		100%	-
2.3	Establish Project Office and infrastructure	3,600.00		100%	-
2.4	Project Office Overheads	20,782.61		100%	808.61
2.5	Project Office IT Infrastructure Cost	-			-
3	Valuation Roll Management System (VRMS)	0			0
3.1	Provision of Functional & Operational Valuation Roll Management System: Certification and operation demonstrated. Includes all data extracts/exports required at least monthly <ul style="list-style-type: none"> <li>VRMS installed and operational</li> <li>VRMS Valuation of property</li> <li>VRMS data import and export facility</li> <li>VRMS editing and keeping record of editing facility</li> <li>VRMS reporting facility</li> <li>Ability to capture and store Deeds data; ability to store history of data with audit trails</li> <li>Integration VRMS with GIS</li> <li>Manage objections and appeals processing per MPRA</li> <li>Demonstrated security of data for the roll</li> <li>Ability to produce valuation rolls and supplementary rolls</li> <li>Ability to Generate &amp; print S49 of the MPRA and Valuation Certificates</li> <li>Ability to Generate &amp; print S49 of the MPRA and Valuation Certificates</li> </ul>	58,000.00		0%	-
3.2	Integration of Valuation Roll Management System with Municipal System	-			-
3.3	VRMS Service Level Agreement	-			-
3.4	Hard Copy & Electronic Data Storage, Back-Up and Retrieval Plan	-			-
3.5	Hard Copy & Electronic Data Storage, Back-Up and Retrieval	-			-
4.A	Aerial Photography	0			0
4A.1	Acquire aerial photography/imagery for the Town (Urban) areas only (0.25 resolution)	40,000.00	Delivered	100%	-
4A.2	Acquire aerial photography/imagery for the balance being Rural/Farm areas only (0.25 resolution)	355,000.00	Delivered	100%	-
4B	Property Register creation and delivery of components	0			0
4B.1	Identify data sources	650.00	Completed	100%	-
4B.2	Acquire, clean and prepare data	8,000.00	Cons Roll; Rates clearances; Deeds data; Public Works Asset Register; Datacleansing in progress	100%	600.00
4B.3	Acquire Deeds data ( ownership and sales data) extracts approved by MV and integrated to VMS	18,000.00	Windeed transfers acquired/captured from 1 Jan 2018	100%	-
4B.4	Prepare and create Property Register which shall comprise an electronic data base of all properties as per bid	4,200.00	Approx 90% complete	92%	-
4B.5	Prepare / create GIS Property Register in ESRI shape files aligned to property register per bid	27,000.00	Approx 90% complete	90%	1,500.00

Part A, B and C: Deliverables & Work Program		MAS2785: 10 Dec 2021		
Task ID	Project Budget	Report	% Complete	Amount
4B.6	2,200.00	In progress	0%	-
4B.7	2,200.00	In progress	0%	-
4B.8	8,000.00	Digitizing completed/delivered iro 6200 building footprints; all urban areas	100%	-
5	0			0
5.1	10,200.00	Sales review for Underberg/Bulwer/Himeville/Creighton complete	98%	-
5.2	12,000.00	Sales review for Underberg/Himeville/Creighton/Bulwer/Donnybrook and south region farms complete	100%	2,000.00
5.3	1,150.43	Digitised mapping on commercial properties complete; south region farms complete	100%	-
5.4	3,250.43		0%	-
5.5	1,450.43		0%	-
5.6	1,200.00		0%	-
5.7				
5.8				
5.9				
6	0			0
6.1	1,530.43	Submitted with Bid	100%	-
6.2	1,913.04		0%	-
6.3	7,478.26	Local DC recruited, training complete	100%	-
6.4	89,625.22	Commenced; in progress' Street view photos taken on all township housing. Capture in progress. Digitised TLA data being disseminated/aligned for modelling	100%	9,625.22
6.5				
6.6	3,652.17		41%	1,500.00

Part A, B and C: Deliverables & Work Program		MAS2785: 10 Dec 2021	
Task ID	Project Budget	Report	Amount
6.7	Maintain data	All data collected (.pdf; tiff; excel) 21DGT coded for capture into VRMS	956.04
6.8	Provide Data Extracts in terms of the MPRA (S85), applicable standards and the bid specification		0
7	<b>RESIDENTIAL Valuations (table 1 cross re to No. 6 Section N Bid Quote)</b>		14,200.00
7.1	Generate values (Draft Value per property/Draft Valuation Roll): CAMA models and mass valuation methodology	Local agents to be contracted for value review during November: Acutts; Pam Golding	2,080.00
7.2	Undertake Value Review and quality assurance <ul style="list-style-type: none"> <li>Identify anomalies</li> <li>Sales ratio study (assessed value vs sale price)</li> <li>Report on final values which deviated by more than 10% from original draft values</li> <li>Adjust values where necessary</li> </ul>		-
7.3	Value Finalisation with Final Values, Photographs and sketches available/uploaded to the VRMS (final value per property/final Valuation Roll)		-
7.4	Provide Data Extracts in terms of the MPRA (S85), applicable standards and the bid specification		0
8	<b>Data collection NON RESIDENTIAL (table 1 cross re to No. 6 Section N Bid Quote)</b>		-
8.1	Develop and submit Data Collection methodology	Submitted with Bid	100%
8.2	Prepare & submit training manuals & Data collection forms (to be read with annexure D)		0%
8.3	Collect / Verify and Capture Data (data, digitised building footprints - GIS layer sketches, photos etc) ; undertake quality assurance in terms of Bid document	All rural State Owned properties complete; All business properties complete; all farms completed; Hospitality properties in progress.	100%
8.4	Collect/Verify and Capture Postal Address Data		-
8.5	Quality assurance Data Review	In progress	69%
8.6	Maintain data		25%
8.7	Provide Data Extracts in terms of the MPRA (S85), applicable standards and the bid specification		0%
9	<b>Non Residential Valuations (table 1 cross re to No. 6 Section N Bid Quote)</b>		31,913.04
9.1	Valuations (draft values)	All business property valuations completed; under review; farms 50% complete; State owned property to be done	100%
9.2	Undertake Value Review and Quality Assurance <ul style="list-style-type: none"> <li>Identify anomalies</li> <li>Report on final values which deviated by more than 10% from original draft values</li> <li>Adjust values where necessary</li> </ul>		-
9.3	Value Finalisation with Final Values, Photographs and sketches available/uploaded to the VRMS (final value per property/final Valuation Roll)		-
9.4	Provide Data Extracts in terms of the MPRA (S85), applicable standards and the bid specification		25%
10	<b>Valuation roll</b>		0
10.1	Compile and print Final General Valuation Roll certified by the Municipal valuer, S49 for external printing		0%
10.2	Upload GV Roll and Objections forms to designated Website		-
10.3	Close out report - General Valuation Annexure E (table 1 cross re to No 5.4)		-
10.4	Provision and submission of all General Valuation Roll Data from the general valuation (to the Bid Spec and the MPRA)		0
11	<b>Objection/Appeals management</b>		-
11.1	Process objections GV Taken from Valuation fee per property: <i>Cashflow provision</i>		0%
	Record objections in database		-

Part A, B and C: Deliverables & Work Program		MAS2785: 10 Dec 2021	
Task ID	Project Budget	Report	Amount
<ul style="list-style-type: none"> <li>Respond in writing to objectors</li> <li>Consider objections and adjust value, if appropriate</li> <li>Make available sales evidence in support of decision upon request</li> <li>Provide written reasons for adjustments greater than 10%</li> <li>GIS cadastral layer of objections received with decisions and changes</li> <li>Notify objectors in writing of decision</li> <li>Provide written reasons to objectors for adjustment upon request from objectors</li> </ul>	-		-
11.2	Close out Report on objections Annexure F		-
11.3	Process Appeals GV Not part of Fixed Bid: Price per Hour Attendance & Review: Budget 5 Appeals for cashflow purposes		-
	<ul style="list-style-type: none"> <li>Record appeals in database</li> <li>Make available sales evidence in support of decision upon request</li> <li>Represent the Municipality at Valuation Appeal Board hearings</li> <li>GIS cadastral layer of objections received with decisions and changes</li> </ul>		-
11.4	Close out report appeals Annexure G (table 1 cross Ref item 5.8)		-
	<b>1,238,475.22</b>		<b>100,396.13</b>



Main Street  
Creighton, 3263

P.O Box 62

Creighton 3263

Phone: +27 39 833 1038

Fax: +27 39 833 1179

Email: [mailbox@ndz.gov.za](mailto:mailbox@ndz.gov.za)

[www.ndz.gov.za](http://www.ndz.gov.za)

*A Better Place for All*

31 DECEMBER 2021

## 5.4: REVENUE ENHANCEMENT STRATEGY

0000114



Main Street  
Creighton, 3263

P.O Box 62  
Creighton 3263

Phone: +27 39 833 1038  
Fax: +27 39 833 1179  
Email: [taylorc@ndz.gov.za](mailto:taylorc@ndz.gov.za)

[www.ndz.gov.za](http://www.ndz.gov.za)

## DR NKOSAZANA DLAMINI ZUMA MUNICIPALITY

### REVENUE ENHANCEMENT STRATEGY

No.	FUNCTION	PROBLEM STATEMENT OR CHALLENGE	EXTENT OF THE PROBLEM OR REVENUE LOSS	STRATEGIES	ACTIVITIES OR INTERVENTION	REVENUE IMPACT	BUDGET OR FINANCIAL IMPLICATION	TIMEFRAME	RESPONSIBLE
1	Human Settlements	Lack of development in identified land parcels such as Creighton, Bulwer, Underberg and Himmeville	Loss of revenue from stands or properties	Dispose the available unused municipal residential land not earmarked for any municipal development	Dispose the available unused municipal residential land not earmarked for any municipal development	More Revenue to be generated.	To be quantified before finalization of the budget.	31-Dec-21	Manager: Planning and Development
2	Land Use Management	Formalization of invalid areas next to Bulwer Township	Lack of collection of property rates and service charges in the areas	Dispose and transfer those already invaded stands to the house owners.	Subdivide and sale of land already occupied.	Additional property rates and service charges	Costs subdividing	30-Jun-22	Manager: Planning and Development

0000715

3	Real Estate	Owners of low cost houses not following municipal process when upgrading/extending their houses	Loss of revenue on upgraded components	Improve property rates revenue generation	Develop 3 different building plans to be used by low cost owners at no fee or lower fee	Additional property rates and service charges, revenue to be generated due to the increase in the value of the property	Operational Costs	30-Jun-22	Manager: Planning and Development
---	-------------	---	--	---	---	---	-------------------	-----------	-----------------------------------

### REVENUE ENHANCEMENT STRATEGY

No.	FUNCTION	PROBLEM STATEMENT OR CHALLENGE	EXTENT OF THE PROBLEM OR REVENUE LOSS	STRATEGIES	ACTIVITIES OR INTERVENTION	REVENUE IMPACT	BUDGET OR FINANCIAL IMPLICATION	TIMEFRAME	RESPONSIBLE
4	Property rates revenue	Loss of revenue due to properties registered in the name of municipality occupied/ owned by third parties	Properties are registered in the name of the municipality resulting in a possible loss of income	To enhance the property rates revenue generation	Identify and verify all properties registered in the municipality to be transferred to the rightful owners	Additional Property rates	Operational Costs	31 September 2022	Manager: Planning and Development
5	Property Development	Illegal occupants on Transnet houses in Donnybrook and unavailability of land in Donnybrook area	<p>1. Unable to develop Donnybrooks since it privately owned.</p> <p>2. The municipality is currently negotiating with Transnet to permit the municipality to acquire 36 houses in Donnybrook. These houses have been vandalized and occupied illegally by individual citizens. The municipality could potentially generate approximately R1.2 million Per annum on rental income.</p>	Facilitate ownership of Transnet land/houses to the municipality	Follow ups with Transnet Asset Division	Rental Income	Transfer Costs	30-Dec-22	Office of the Municipal Manager
6	Business Licenses	Businesses operate without business licenses	All businesses at (former) Ingwe operate without business licenses and thus the Municipality must implement a policy for licensing businesses			License fees revenue will improve	Operational Costs	30-Nov-21	Manager: Planning and Development

7	Land Use	Loss of Revenue on Unused Municipal Agricultural land	Opportunity Costs for all Unused Municipal Land	Identification of all Unused land for potential leasing or partnership	<p>1. Assess and identify all the land belonging to the municipal land</p> <p>2. Partnership with private small farmers or bele cutters etc. for revenue generation</p>	Rental Income to improve	Operational	31-Dec-21	Manager, Planning and Development
---	----------	---	---	--	---	--------------------------	-------------	-----------	-----------------------------------

## REVENUE ENHANCEMENT STRATEGY

No.	FUNCTION	PROBLEM STATEMENT OR CHALLENGE	EXTENT OF THE PROBLEM OR REVENUE LOSS	STRATEGIES	ACTIVITIES OR INTERVENTION	REVENUE IMPACT	BUDGET OR FINANCIAL IMPLICATION	TIMEFRAME	RESPONSIBLE
8	Development and Planning	Lack of precinct development plan for all municipal towns discourages development	<p>1. Town's expansion and Development is not properly guided.</p> <p>2. Towns growth is discouraged and dejected</p>	Development of municipal town's precincts plans.		<p>1. Property Rates and waste income to improve</p> <p>2. Economic growth of our towns</p>	Operational	30-Jun-22	Manager: Planning and Development
9	Private Public Partnerships			<p>The Municipality should invite property developers and investors in the jurisdiction of the Municipality to develop productive and economic projects to generate municipal revenue and increase employment.</p> <p>Improve property rates revenue generation</p>			Operational	Ongoing	LED Manager / Planning and Development
10	Real Estate	Government amenities or facilities built on properties owned by the municipality, e.g. Underberg Clinic.	Property rates revenue is not generated from these properties	<p>Improve property rates revenue generation</p>	Transfer the properties to relevant government departments and entities	Additional property rates and service charges, revenue to be generated due to the increase in the value of the property	Operational Costs	30-Jun-22	Office of the Municipal Manager

REVENUE ENHANCEMENT STRATEGY

No.	FUNCTION	PROBLEM STATEMENT OR CHALLENGE	EXTENT OF THE PROBLEM OR REVENUE LOSS	STRATEGIES	ACTIVITIES OR INTERVENTION	REVENUE IMPACT	BUDGET OR FINANCIAL IMPLICATION	TIMEFRAME	RESPONSIBLE
11	Economic Development	Lack of Infrastructure support for emerging enterprises	Loss of rental revenue from emerging enterprises	Development of incubation hubs	<ol style="list-style-type: none"> <li>1. Development of business plans for the incubation hubs for grant funding.</li> <li>2. Development and management of the hubs</li> </ol>	Rental revenue from the incubation hubs/ Vendor Permits	Costs of building incubation hubs	30-Jun-20	Community Services Manager
12	Real Estate	Non-Payment of taxi permits	Loss of revenue from taxi permits	Levying taxi permits to all taxi owners using serviced Taxi Ranks	<ol style="list-style-type: none"> <li>1. Engaging all Taxi Associations using Municipal Taxi Ranks</li> <li>2. Communicating tariffs for using municipal taxi ranks</li> </ol>	Additional Taxi Permits revenue to be generated	Operational	31-Dec-22	Community Services Manager
13	Local Economic Development and Tourism	Lack and Failure to Attract potential investors	Investors not aware of potential opportunities available at NDZ	Investors conference	<p>Management to request Office Bearers to lead negotiations of attracting potential investors</p> <ol style="list-style-type: none"> <li>1. Reconcile the billing database, refuse removal register and the property master register</li> <li>2. Physical verification of all sites where refuse is collected</li> </ol>	Revenue growth	Planning costs	31-Dec-21	LED Manager
14	Solid Waste Revenue	Solid Waste Revenue not optimized	Some households are not billed for refuse removal, resulting in a loss of revenue from end users	To enhance refuse removal revenue generation	<ol style="list-style-type: none"> <li>1. Reconcile the billing database, refuse removal register and the property master register</li> <li>2. Physical verification of all sites where refuse is collected</li> </ol>	Additional revenue will be generated	Operational Costs	31-Dec-21	Manager : Asset and Revenue

## REVENUE ENHANCEMENT STRATEGY

No.	FUNCTION	PROBLEM STATEMENT OR CHALLENGE	EXTENT OF THE PROBLEM OR REVENUE LOSS	STRATEGIES	ACTIVITIES OR INTERVENTION	REVENUE IMPACT	BUDGET OR FINANCIAL IMPLICATION	TIMEFRAME	RESPONSIBLE
15	Financial Management	The cost of rendering services is not in line with the principals of financial management relating to effectiveness, efficiency and value for money	Trading services, refuse removal are not generating trading surpluses, cost incurred cannot be traced to the value chain of rendering services. Support services costs are not allocated to the primary service functions	Implement value chain analysis and cost remodeling strategy	<ol style="list-style-type: none"> <li>1. Conduct cost remodeling on all primary service delivery functions</li> <li>2. Develop new tariff structure for refuse</li> <li>3. Develop new tariff structure for service and sundry charges</li> </ol>	Additional revenue	Operational Costs	31-Jan-22	Manager : Asset and Revenue
16	Commercial/outdoor advertising	The municipality is not charging businesses when they advertising on municipal space	Loss of advertising revenue	<ol style="list-style-type: none"> <li>1. Communicate outdoor tariffs with affected businesses</li> <li>2. Enforce outdoor advertising bylaws</li> </ol>				31-Mar-21	Manager : Asset and Revenue
17	Waste Management	Lack of capacity to estimate private dumpers waste in the Transfer Station	Loss of revenue that could be generated/charged to private dumpers	Procure Resources to estimate private dumpers waste	Acquire Weigh bridge. Gather information of all private dumpers. Establish controls and bill all private dumber	Additional revenue is projected to be generated	R1 100 000.00	28-Feb-22	Assistant Manager: Public Works and Basic Services
18	Maintenance of Municipal Towns	Investors and Ordinary citizens are discouraged to reside in NDZ	Residents leaving the area because of poor management of towns and Infrastructure	<ol style="list-style-type: none"> <li>1. Keep out towns clean and safe</li> <li>2. Improve Infrastructure in Towns</li> </ol>	The relevant department should develop a plan to ensure that all towns are kept clean such as grass cutting and landscaping	Revenue protection	Operational Costs	On-going	Manager Public works and Basic Services.

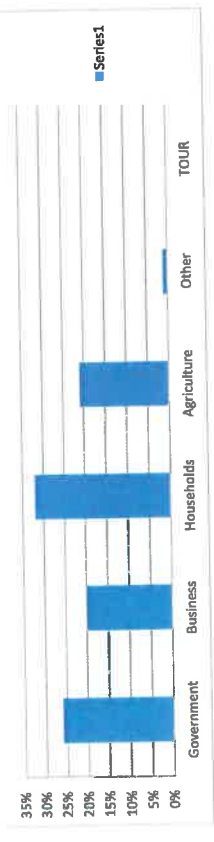
**REVENUE ENHANCEMENT STRATEGY**

No.	FUNCTION	PROBLEM STATEMENT OR CHALLENGE	EXTENT OF THE PROBLEM OR REVENUE LOSS	STRATEGIES	ACTIVITIES OR INTERVENTION	REVENUE IMPACT	BUDGET OR FINANCIAL IMPLICATION	TIMEFRAME	RESPONSIBLE
19	Tariffs on refuse collection	Illegal dumping of garden and other refuse	To be determined by study	<ol style="list-style-type: none"> <li>1. Private dumpers to be charged</li> <li>2. Illegal dumpers to be fined</li> </ol>	<ol style="list-style-type: none"> <li>1. The department will conduct a study on how to enforce the bylaws for dumping illegally</li> <li>2. Enforcement of all municipal bylaws</li> </ol>	Refuse income to	Operational Costs	31-Dec-21	Assistant Manager: Public Works and Basic Services


AGE ANALYSIS DECEMBER 2021

	Current	0-30 Days	30-60 Days	60-90 Days	90-120 Days	Older than 120 Days	Total	Debtor's in %
<b>Debtors Age Analysis by Income Group</b>								
RATES	(559 901,25)	2 484 625,06	1 902 809,48	1 722 925,38	1 896 331,34	60 990 073,37	68 436 863,38	87%
REFUS	(4 073,43)	345 075,33	269 073,55	238 376,17	208 982,34	7 819 263,93	8 876 697,89	11%
RENT	-	88 464,68	65 851,72	67 521,53	61 936,06	779 508,20	1 063 282,19	1%
SUND	(563 974,68)	2 918 165,07	2 237 734,75	2 028 823,08	2 167 249,74	703 667,71	79 080 511,17	100%
<b>Debtors Age Analysis by Customer Group</b>								
Government	(227 224,54)	352 935,95	332 796,27	333 601,31	327 182,37	20 694 000,40	21 813 291,76	28%
Business	(287 778,43)	281 876,13	212 552,69	163 407,76	135 008,85	7 185 032,34	7 690 099,34	10%
Households	(40 249,02)	1 450 068,91	999 212,15	882 241,00	1 169 011,06	27 242 577,28	31 702 861,38	40%
Agriculture	(8 722,69)	807 862,76	669 250,37	627 269,13	514 104,77	13 703 617,83	16 313 382,17	21%
Other	-	25 421,32	23 923,27	22 303,88	21 942,69	1 467 285,36	1 560 876,52	2%
<b>Total by Customer group</b>	<b>(563 974,68)</b>	<b>2 918 165,07</b>	<b>2 237 734,75</b>	<b>2 028 823,08</b>	<b>2 167 249,74</b>	<b>70 292 513,21</b>	<b>79 080 511,17</b>	<b>100%</b>

DEBTORS AGE ANALYSIS BY CUSTOMER GROUP



DEBTORS AGE ANALYSIS BY INCOME GROUP



Government	21 813 291,76
Business	7 690 099,34
Households	31 702 861,38
Agriculture	16 313 382,17
Other	1 560 876,52
<b>TOTAL</b>	<b>79 080 511,17</b>

Prepared by M Sikhakhane Date - 2022/01/10

Approved by N Wela Date - 2022/01/10

REPORT ON SUPPLY CHAIN MANAGEMENT FOR THE MONTH OF 31 DECEMBER 2021-  
DR NKOSAZANA DLAMINI ZUMA MUNICIPALITY

**AUTHOR: CHIEF FINANCE OFFICER (File Ref: Budget and Treasury Office)**

- (1<sup>st</sup> Level : Manco)  
(2<sup>nd</sup> Level : Finance Committee)  
(3<sup>rd</sup> Level : Exco)  
(4<sup>th</sup> Level : Council)

**1. PURPOSE OF REPORT**

To present the Implementation of the Supply chain management policy to the Committee and Council on purchases made by the municipality for the month ended 31 December 2021

**2. BACK GROUND**

The Municipal Finance Management Act No 56, 2003 Chapter 11, the municipal supply chain management Regulation, as published in the Government Gazette on 30 May 2005 and the Supply Chain Management Policy as adopted by Council state that a report must be submitted within ten (10) working days of the end of each month to committees and council, in order to create a transparent image to all processes in the Supply Chain Management Division.

**3. LEGAL AND STATUTORY REQUIREMNT**

- o Constitution of Republic of South Africa, Act No 108 of 1996
- o Municipal Finance Management Act, No 56 of 2003
- o Preferential Procurement Policy Framework Act 2017 Section 71
- o Board Based Black Economic Empowerment Amended Act,2013 (Act Non.46 of 2013)
- o Supply Chain Management policy

**4. RANGE OF PROCUMENT**

- 4.1 Orders up to the transaction value of R 1 to R 2000,00
- 4.2 Three written or verbal quotation for procurement of a transaction value between R 2001 to R 10 000,00.
- 4.3 Three different written quotation for procurement between R 10 000,01 to R 30 000,00.
- 4.4 At least three formal quotation written quotes, to be scored on price & targeted goals points designed in terms of the New Preferential Procurement Point Framework Act and regulation's well as the Broad Base Black Economic Empowerment Act for procurement above R 30 000,00 to R 200 000,00.
- 4.5 Bidding process for procurement above R 200 000,00

**5. STAFF IMPLICATIONS**

- 5.1 There is no staff implication

**6. BID COMMITTEE SITTINGS**

6.1 Bid Specification Committee	: 3
6.2 Quotation Specification Committee	: 3
6.3 Bid Evaluation Committee	: 2
6.4 Quotation Evaluation Committee	: 3
6.4 Bid Adjudication Committee	: 2

**Note:** The bid committees are expected to sit at least 4 times a month as per SCM calendar.

**7. FINANCIAL IMPLICATION / EXPENDITURE**

7.1 QUOTATION ORDERS	: R1,121,910.20
7.2 DEVIATIONS	: R3,034.66
7.3 IRREGULAR EXPENDITURE	: R 0.00
7.4 FRUITLESS AND WASTEFUL EXPENDITURE	: R 0.00
7.5 UNAUTHORISED EXPENDITURE	: R 0.00
7.6 FUNERAL	: R 3 000.00
7.7 AWARDS BETWEEN R 30 000.00 – 200 000	: R 0.00
7.8 AWARDS MORE THAN R 200 000.00	: R 0.00
7.9 FUEL ORDERS	: R 10 000.00
7.10 TRANSVERSAL CONTRACT	: R 0.00
7.11 SUB-CONTRACTS	: R 0.00
7.12 PANELS/ CONTRACTED	: R1,464,974.16

**8. ANNEXURES**

- 8.1 Annexure "A" – Quotation orders below R 200 000,00
- 8.2 Annexure "B" – Deviation and irregular expenditure
- 8.3 Annexure "C" – Funeral
- 8.4 Annexure "D" – Awards more than R 200 000, 00
- 8.5 Annexure "E" – Fuel orders
- 8.6 Annexure "F" - Fruitless and wasteful expenditure
- 8.7 Annexure "G" – Unauthorised expenditure
- 8.8 Annexure "F" – Transversal Contract

**9. RECOMMENDATIONS**

That Committee and council note this report



**Report Prepared by**

**Miss T Makhanya**

**Senior Acquisition Clerk**



**Reviewed/ and Approved by**

**Miss N Holiwe**

**SCM Manager**

## QUOTATION ORDERS

ORDERS REPORT FOR THE PERIOD OF DECEMBER 2021 (Annexure A)			
PETTY CASH AND ORDERS BETWEEN R0.01-R2000			
ORDER NUMBER	COMPANY NAME	DESCRIPTION OF SERVICE/GOODS	AMOUNT
7323	Senzakahle Trading Enterprise	Procurement of first aid boxes (20 Tags) and A4 Clipboards x20	R1,850.00
7227	Tunimart Travel Agency	Accommodation for Mr M Sibisi attending disciplinary hearing (check in 02-12-2021 check out 03/12/2021)	R1,597.50
7321	Luvend	Marathon, 2 pole tent, 2x tables and 50x plastic chairs	R1,600.00
<b>TOTAL ISSUED ORDERS</b>			<b>R5,047.50</b>
Opening balance as per the Petty Cash Reconciliation			R2,903.10
Total Payments/ Purchases			-R2,721.52
<b>Cash on hand/ Closing balance</b>			<b>R181.58</b>
Total issued orders			R5,047.50
Total Payments/ Purchases			R2,721.52
<b>TOTAL PETTY CASH EXPENSE FOR THE MONTH</b>			<b>R7,769.02</b>

VERBAL OR WRITTEN QUOTATIONS BETWEEN R2001-R5000 (Annexure A) FOR DECEMBER 2021			
Order Numbers	COMPANY NAME	DESCRIPTION OF SERVICES RENDERED	AMOUNT
7320	Dzivi Trading	Procurement of match ball	R4,120.00
7322	CPW - Printers	Procurement of traffic fines books Section 341	R3,496.00
7327	Sgengane	Catering for 25 people attending safety file compilation training	R3,250.00
7250	Tunimart Travel Agency	Accommodation for P.S Msomi attending Salga workshop (check in : 13 December 2021 Check out : 15 December 2021)	R2,395.01
7335	Tunimart Travel Agency	Accommodation for Q. Makhathini and S. Dlamini Mayors bodyguards (Check in : 13 December 2021 check out : 15 December 2021)	R3,230.02
7333	Mamdente Trading	Procurement of fruits for senior citizen sportday. Venue Creighton sportfield	R2,300.00
7352	Tunimart Travel Agency	Accommodation for Mr M. Mbhele, Miss V. Zulu and N. Mncwabe who will be giving support to fashion designers & models show casing at Durban Exhibition Centre. (Check in : 16 December 2021 , Check out 17 December 2021)	R4,282.57
7351	Tunimart Travel Agency	Accommodation for fashion designers and models attending Durban fashion fair at Durban Exhibition Centre ( check in : 16 December 2021 - Check out : 17 December 2021)	R4,828.57
7324	Inkosi Business Solutions	2 X hire of mobile toilets for world aids day and vaccinating programme	R5,000.00
7314	Amancwabane Trading	Supply and delivery for clean-up campaign	R3,060.00
7339	Truvelo Africa	Calibration of speed camera- Prolaser 3	R4,896.10
7341	Department of Health-Harry Gwala District	Hire of 2 ambulances for Bongumusa Training marathon to start at Impendle and end at Nkwezela Sportfield in Donnybrook	R3,940.00
7342	Underberg Forge	Procurement of 4 locksets for Mayor's office; DM; Speaker and Cocons room)	R2,408.84
<b>TOTAL ORDERS</b>			<b>R47,207.11</b>

7268	Isite Computers	Procurement of laptop and backpack for Deputy mayors P.A Miss Nokwanda Chule	R17,120.74
7331	Zemcebo Construction & Projects	Catering for 70 people attending disability Dialogy to be held at Bulwer Hall	R6,650.00
7332	Mlonja Trading	Platters for people attending anti-fraud and corruption workshop	R6,327.50
7271	Mazulukweni Trading & Construction	70 X Catering for senior citizens sport day	R18,000.00
7272	Bulwer & Donnybrook Taxi	Hire of taxis for senior citizen sport day, 7 X 15 Seater Taxis, 2 X 22 seater Taxis	R25,500.00
7265	Projects	Supply and delivery of wet wipes for the municipality	R21,660.00
7281	Hecta Trading (pty)ltd	300 people X Food packs for community members attending 16 dats of activism	R22,500.00
7282	Gugube Holdings (pty) ltd	Catering for 200 people @ mtshawazo Sportfield	R20,000.00
7279	Dzivi Trading	Procurement of Refreshments for Bongmusa training marathon. (4 cases of Banana, 420 x 2litres soft drinks (coke), 360 X 500ml bottled water, 30 ice bags and 2000 tumbler cups)	R20,855.80
7280	(pty)ltd	Supply and delivery of steel drums 100 litres	R29,900.00
7276	Sonasipho Projects and events	Suitcase for back to school campaign, to be awarded to learners	R27,000.00
7275	Ukphumelela Trading (pty)ltd	Hire of mobile toilets for Donnybrook centre. Supply, install and clean them once a week	R29,900.00
7278	Baketule Trading Enterprise	Procurement of laptop and a bag for customer care officer	R22,000.00
7338	Nari Enterprise	15 x Procurement of stamps for all wards councillors	R7,800.00
7325	Siqondile Trading Enterprise	program	R8,500.00
7264	K2021548433 (south Africa)	Supply and delivery of car wash material	R19,049.50
7232	Tunimart Travel Agency	Accommodation for Mrs P.S Msomi attending councillors induction (check in 05-12-2021 Check out 10-12-2021)	R8,762.52
7244	Tunimart Travel Agency	councillors induction in durban (check in 05-12-2021 check out 10-12-2021)	R11,400.04
7243	Tunimart Travel Agency	Accommodation for Miss Z. Mlata attending councillor's orientation session in Durban ( check in 05-12-2021 Check out 10-12-2021)	R8,762.52
7242	Tunimart Travel Agency	Accommodation for Mr W. Dlamini attending Councillor's Orientation session in durban (Check in 05-12-2021 check out 10-12-2021)	R8,762.52
7241	Tunimart Travel Agency	Accommodation for Mrs B Nkandi attending councillors orientation session in Durban (check in 05-12-2021 Check out 10-12-2021)	R8,762.52
7240	Tunimart Travel Agency	Accommodation for Mr M.N Dlamini attending councillor's orientation session in durban (check in 05-12-2021 check out 10-12-2021)	R8,762.52
7239	Tunimart Travel Agency	Accommodation for Miss K.A Hadebe attending councillor's induction in durban	R8,762.52
7238	Tunimart Travel Agency	Accommodation for Mr Z Hadebe (Deputy Mayor's driver) escorting the DM to councillor's induction in Durban (Check in 05-12-2021 check out 10-12-2021)	8762.52.020
7237	Tunimart Travel Agency	Accommodation for Mr M Dlamini and Mr ST Dlamini (body guard to the speaker) escorting the speaker to attend councillor's induction in durban (check in 05-12-2021 check out 10-12-2021)	R11,400.04
7234	Tunimart Travel Agency	councillor's induction in Durban (check in 05-12-2021 check out 10-12-2021)	R17,525.04
7233	Tunimart Travel Agency	Accommodation for Mr T. Majola attending councillor's orientation session in Durban (check in 05-12-2021 check out 10-12-2021)	R8,762.52
7245	Tunimart Travel Agency	Accommodation for Mr S. Ngcobo and Mr Radebe attending councillor's induction session in Durban (check in 05-12-2021 check out 10-12-2021)	R17,525.04
7246	Tunimart Travel Agency	Accommodation for Mr S.V Mngadi, Mr ZL Dlamini and Ms J Radebe attending councillor's induction in Durban (check in 05-12-2021 check out 10-12-2021)	R26,287.56
7247	Tunimart Travel Agency	Accommodation for Mr S.J Sondezi and Mr T. Shabalala attending councillor's induction session in durban( check in 05-12-2021 check out 10-12-2021)	R17,525.04
7260	Mkhonzeni Media Production	Supply and Delivery of 1X pagoda tent 3mx3m, 2xplastic foldable table and 4xplastic chairs	R11,952.00
7261	Enterprise	Supply and delivery of tyres for municipal trailers	R25,889.00
7262	Production	Supply and delivery of 200sl weed killer 25litres x 6 for fire fighting unit	R13,500.00

7318	Absolute Solutions	Procurement for chemical pit for toilet (6x5litres)	R4,134.00
7284	Inkabi Business Solutions	Hire of 4 mobile toilets and 1 generator to be used at Mtshawazo Sportfield during 16 days of activism programme	R13,200.00
7343	Eye-geza Trading and Project	Hire of 4 Mobile toilets to be delivered at Nkwezela Sportfield during Bongumusa Training Marathon	R6,000.00
<b>TOTAL ORDERS</b>			<b>R1,069,655.59</b>

**DEVIATION**  
**IIRREGULAR EXPENDITURE**  
**FRUITLESS AND WASTEFULL EXPENDITURE**  
**UNAUTHORISED EXPENDITURE**

## DEVIATION FOR THE MONTH ENDED- 31 DECEMBER 2021 (ANNEXTURE A)

DATE	ORDER NO.	COMPANY NAME	AMOUNT	DESCRIPTION OF SERVICE	REASON
19/11/2021	7310	Underberg Veterinary Surgery cc	R3,034.66	treat 2 horses that were injured in himeville animal pound	This was an emergency so it was impractical to follow normal SCM Processes
<b>TOTAL ORDERS</b>			<b>R3,034.66</b>		

## IRREGULAR EXPENDITURE FOR THE MONTH ENDED- 31 DECEMBER 2021 (ANNEXTURE B)

ORDER NO.	COMPANY NAME	AMOUNT	DESCRIPTION OF SERVICE	REASON
<b>TOTAL ORDERS</b>		<b>R0.00</b>		

## FRUITLESS AND WASTEFUL EXPENDITURE FOR THE MONTH ENDED- 31 DECEMBER 2021 (ANNEXTURE F)

ORDER NO	COMPANY NAME	AMOUNT	DESCRIPTION OF SERVICE	REASON

R0.00

## UNAUTHORISED EXPENDITURE FOR THE MONTH ENDED- 31 DECEMBER 2021 (ANNEXTURE G)

ORDER NO.	COMPANY NAME	AMOUNT	DESCRIPTION OF SERVICE	REASON
<b>TOTAL ORDERS</b>		<b>R0.00</b>		

## MINOR BREACHES

ORDER NO.	COMPANY NAME	AMOUNT	DESCRIPTION OF SERVICE	REASON
<b>TOTAL ORDERS</b>		<b>R0.00</b>		

## **FUNERAL SUPPORT**

BURIAL ASSISTANCE ORDERS THE PERIOD OF DECEMBER 2021

Order Numbers	Family	Ward 1	Ward 2	Ward 3	Ward 4	Ward 5	Ward 6	Ward 7	Ward 8	Ward 9	Ward 10	Ward 11	Ward 12	Ward 13	Ward 14	Ward 15	Total
7329	Makhanya	R	-	R	-	R	-	R	R	R	-	R	-	R	-	-	R 1,500.00
7330	Mjoli	R	-	R	-	R	-	R	R	R	-	R	-	R	-	-	R 1,500.00
Current		R	-	R	-	R	-	R	R	R	-	R	-	R	-	-	R 3,000.00
Year To Date		R	-	R	-	R	-	R	R	R	-	R	-	R	-	-	R 21,000.00

0000734

**QUOTATION BETWEEN  
R 30 000,01 - R 200 000,00**

9.1 BIDS BELOW R 200 000,00 AWARDED IN THE PERIOD OF DECEMBER 2021			
COMPANY NAME	SERVICES RENDERED	AMOUNT	PROCUREMENT PLAN
<b>TOTAL</b>		<b>R 0.00</b>	

0000736

## **FUEL ORDERS**

<b>PETROL ORDERS FOR PERIOD OF DECEMBER 2021</b>			
<b>ORDER NUMBERS</b>	<b>COMPANY NAME</b>	<b>DESCRIPTION OF SERVICES RENDERED</b>	<b>AMOUNT</b>
7249	Lustad and Johnson	Procurement of petrol for fire fighting pump - for protection services	R2,000.00
7336	Lustad and Johnson	Procurement of Petrol for brush catters to be used at underberg centre	R2,000.00
7337	Lustad and Johnson	Procurement of petrol for brush cutters to be used at Himeville center	R2,000.00
7248	Lustad and Johnson	Procurement of petrol to be used for brush catter at Bulwer center	R2,000.00
7326	Lustad and Johnson	Procurement of petrol for brush cutters to be used at Creighton center	R2,000.00
<b>TOTAL ORDERS</b>			<b>R10,000.00</b>

# **TRANSVERSAL CONTRACT**

<b>TRANSVERSAL ORDERS (Annexure A) FOR DECEMBER 2021</b>			
<b>ORDER NO.</b>	<b>COMPANY NAME</b>	<b>SERVICE</b>	<b>AMOUNT</b>
<b>TOTAL ORDERS</b>			<b>R0.00</b>

## **SUB-CONTRACTS**

**SUBCONTRACTS FOR THE MONTH ENDED DECEMBER 2021**

COMPANY NAME	SERVICES RENDERED	AMOUNT	PROCUREMENT PLAN
<b>TOTAL</b>		-	

**PANELS / CONTRACTED**

FORMAL WRITTEN QUOTATIONS FOR PANELS (CONTRACTS) FOR THE MONTH OF DECEMBER 2021			
Order Numbers	Company Name	DESCRIPTION OF SERVICE RENDERED	AMOUNT
7136	Shemuntu and Son's (Pty) Ltd	Honey sucking services to drain septic tank - old municipal building - staff parkhomes (x6 Loads)	R13,800.00
7135	Shemuntu and Son's (Pty) Ltd	Honey sucking services - municipal house lot 87 (x4 Loads)	R9,200.00
7139	Shemuntu and Son's (Pty) Ltd	Honey sucking services at Creighton public toilets (x4 Loads)	R9,200.00
7138	Shemuntu and Son's (Pty) Ltd	Honey sucking services at old municipal - licencing (x4 Loads)	R9,200.00
7137	Shemuntu and Son's (Pty) Ltd	Honey sucking services - corporate services - Gijima (x6 Loads)	R6,900.00
7140	Ikhenani Lethu	Honey sucking services for Himeville animal pound (x3 Loads)	R7,500.00
7141	Ikhenani Lethu	Honey sucking services for Jabulani Community Hall (x4 Loads)	R10,000.00
6796	Kembal Trading (pty)ltd	Supply and install 12 way distribution board @ creighton pound and issue the certificate of compliance	R9,796.30
7319	Kembal Trading (pty)ltd	Temporally supply, install and energise 6 flood lights to sufficiently illuminate sportfield	R9,796.30
6795	Ayanda Mbanga Communication	Unknown direct bank deposit advertisement and registration of indigent advertisement	R13,109.99
7205	Shemuntu and Son's (Pty) Ltd	Honey sucking services for Creighton Main Office (x6 Loads)	R13,800.00
6799	Eyesizukulwane Trading	Supply and delivery of PPE for PWBS officials	R718,070.00
			<b>R112,302.59</b>

FORMAL WRITTEN QUOTATIONS ABOVE R30 000,00 (Annexure A)-CONTRACTS FOR DECEMBER 2021			
Order Numbers	Company Name	DESCRIPTION OF SERVICE RENDERED	AMOUNT
7229	Tunimart Travel Agency	Conference venue for councillor's induction that will be held from 06 December 2021 to 10 December 2021. Lunch and afternoon tea provided	R188,857.10
7230	Tunimart Travel Agency	Accommodation for 27 cllrs and 2 amakhosi attending induction (check in 05/12/2021 check out : 10/12/2021	R 227,825.52
7235	Tunimart Travel Agency	Accommodation for Mr KMB Mzimela, Miss N. Holiwe Mr P Mntungwa and Mr N Wela attending councillors induction in Durban ( Check in 05-12-2021 check out 10-12-2021)	R35,050.08
7231	Tunimart Travel Agency	Accommodation for Mr NC Vezi, ( Mr S Chiliza, Mr S Mkhize Sharing) Mrs NN Vakalisa, Miss A Vanzyl, Ms SS Mbatha and Ms C. Mhlophe. (check in 05-12-2021 Check out 10-12-2021	R46,450.12
7228	Vanmark Resources (pty)ltd	Procurement of office stationery	R32,372.50
7142	Welcony Investments (Pty) Ltd	Procurement of 60 000 refuse bags	R104,046.25
<b>TOTAL ORDERS</b>			<b>R634,601.57</b>

**AWARDS ABOVE R 200 000,00**

## 9.1 BIDS ABOVE R 200 000,00 AWARDED IN THE PERIOD OF DECEMBER 2021

COMPANY NAME	SERVICES RENDERED	AMOUNT	PROCUREMENT PLAN
<b>TOTAL</b>		<b><u>R 0.00</u></b>	



*A Better Place for All*

**PROCUREMENT PLAN IMPLEMENTATION REPORT/BIDS AND QUOTATION PROGRESS REPORT FOR DECEMBER 2021**

***A Better Place for All***

0000747


**SUPPLY CHAIN MANAGEMENT**

**PROCUREMENT PLAN  
IMPLEMENTATION REPORT/ BIDS  
AND QUOTATION PROGRESS  
REPORT FOR DECEMBER 2021**

Description	Bid No	Closing Date	Target	Status	Comment
Supply of steel waste skip bins 11m3 and	PWBS- B029/20/21	01/October/2021	Oct-21	Awarded	
Supply and delivery of mobile kitchen	COMM-Q043/20/21	08/October/2021	Nov-21	Quotation evaluation	has been evaluated
Hosting of emails and website for a period of 3 years	CORP-BO44/20/21	20th September 2021	Sep-21	Bid Evaluation	re-advertised due to non-compliant
Anti-corruption workshop	MM-Q051/20/21		Sep-21		End-user to request the office of the Premier to conduct training
CONSTRUCTION OF 2 SEPTIC TANKS	PWBS-Q003/21/22	02/November/2021	Jan-22	Quotation evaluation	has been evaluated
CONSTRUCTION OF DR NKOSAZANA DLAMINI ZUMA EMERGENCY SERVICE CENTRE	PWBS-B003/21/22	21/September/2021	Mar-22	Intention to award	
SUPPLY AND DELIVERY OF CONCRETE PIPES	PWBS-Q004/21/22	31/August/2021	Nov-21	awarded	
SUPPLY AND DELIVERY OF PWBS TOOLS	PWBS-Q005/21/22	05/August/2021	Nov-21	Awarded	
SUPPLY AND DELIVERY OF FIREARMS	COMM-Q007/21/22	22/September/2021	Nov-21	Readvert	
SUPPLY AND DELIVERY OF DRONE	COMM-Q008/21/22	11/October/2021	Nov-21	Evaluation	Re-advertised to the revised spec
SUPPLY AND DELIVERY OF FIRE STATION EQUIPMENT	COMM-Q009/21/22	31/August/2021	Oct-21	awarded	
SUPPLY AND INSTALLATION OF PERSPEX DIVIDERS FOR DLTC's	COMM-Q010/21/22	31/August/2021	Nov-21	Awarded	
SUPPLY AND DELIVERY OF PLANTS	PWBS-Q011/21/22	31/August/2021	Oct-21	Awarded	
CONSTRUCTION OF SDANGENI BRIDGE ROAD	PWBS-B010/21/22	06/August/2021	Aug-21	Awarded	
AGENCIES FOR A PERIOD OF 36 MONTHS	BTO-B012/21/22	27/September/2021	Dec-21	all service providers were non-compliant	The Municipality will use service providers on transversal contract.
SERVER AND STORAGE ENVIROMENT REFRESH	CORP-B15/21/22		Nov-21		On hold waiting for the end-user to proceed with advert
PANEL OF 3 VETERINARY MEDICAL SERVICES (ANIMAL DOCTORS)	COMM-B016/21/22	01/November/2021	Not specified	No response	to be readvertised
UNDERBERG ASPHALT ROAD	PWBS-B017/21/22	10/September/2021	Aug-21		to be re-advertised(waiting for revised specification from end user department)
HIMEVILLE ASPHALT ROAD	PWBS-B018/21/22	10/September/2021	Mar-22		to be re-advertised(waiting for revised specification from end user department)
AIRCONDITIONER FOR NDZ MUNICIPALITY	PWBS-B019/21/22		on going		ONHOLD
AND POSTING STATEMENT OF ACCOUNTS (3 YEARS CONTRACT)	BTO-B020/21/22	27/September/2021	Jan-22	non compliant	to be readvertised
SECURITY SERVICES TO THE DR NKOSAZANA DLAMINI ZUMA	CORP-B021/21/22	28/September/2021	Aug-20	Adjudication	
PROVIDERS FOR MEDIA CO-ORDINATORS FOR A PERIOD OF 3	MM-B022/21/22	01/November/2021	Mar-22	Bid evaluation	
TO SUPPLY AND DELIVER LAPTOPS, DESK TOPS AND OTHER ICT	CORP-B023/21/22	11/October/2021	Dec-21	Bid evaluation	
CONSTRUCTION OF THREE GUARD HOUSES	PWBS-B024/21/22	30/September/2021	Dec-21	Awarded	
RENOVATIONS FOR MWANENI COMMUNITY HALL	PWBS-B025/21/22	24/September/2021	Dec-21	Awarded	
DRIVING SCHOOL TRAINING FOR 35 PEOPLE	COMM-Q014/21/22	04/November/2021	Nov-21	Awarded	
REPAIRS ON A STEAM LOCOMOTIVE AND ROLLING STOCK WAGONS	COMM-Q015/21/22	28/September/2021	Not specified	Re-advertised	On hold until the train is diagnosed and assessed
SERVICE PROVIDER TO CONDUCT FEASIBILITY STUDY AND BUSINESS PLAN OF A FRESH PRODUCE MARKET	COMM-Q016/21/22	28/September/2021	Dec-21	non compliant	readvertised
SERVICE PROVIDER TO CONDUCT FEASIBILITY STUDY AND BUSINESS PLAN ON RAIL TOURISM ACTIVITIES	COMM-Q017/21/22	28/September/2021	Dec-21	Awarded	
SUPPLY AND DELIVERY OF SIGN BOARDS	PWBS-Q018/21/22	15/November/2021	Nov-21	evaluation	
Zakhisweni access road (1 Killometer - Ward 1)			Aug-21	Awarded	
Ntshiza access road (1 Killometer - Ward 2)			Aug-21	Awarded	
Valleyview access road (1 Killometer - Ward 3)			Aug-21	Awarded	
Phayindani access road (1 Killometer - Ward 4)			Aug-21	Awarded	
Mathubeni access road (1 Killometer - Ward 5)			Aug-21	Awarded	
Mayville access road (1 Killometer - Ward 6)			Aug-21	Awarded	
1 Killometer - Ward 7			Aug-21	Awarded	

Sbhalo access road (1 Killometer -Ward 8)			Aug-21	Awarded	
Tafuleni access road (1 Killometer -Ward 9)			Aug-21	Awarded	
Zakhisweni (1 Killometer - Ward 10)			Aug-21	Awarded	
Mvuleni access road 9 (1 Killometer - Ward 11)			Aug-21	Awarded	
Malephula access road (1 Killometer - Ward 12)			Aug-21	Awarded	
Mkopoli access road (1 Killometer - Ward 13)			Aug-21	Awarded	
Memeza access road (1 Killometer - Ward 14)			Aug-21	Awarded	
Magwiyane access road (1 Killometer - Ward 15)			Aug-21	Awarded	
Procurement of Anti Virus			Nov-21	Quotation evaluation	
External Computer Service-Software Licences			on going		no submission from the end user
Fire Extinguish Equipment	CORP-063/20/21	24/May/2021	October	readvertised	Non-compliance
Procurement of GPS Equipment			Not specified	No Request submitted	End user still busy with specification
Procurement of Transport assets			Not specified	Transversal contract RT 56	
Plant and equipment			Nov-21	Awarded	
Paving and Parking			Jun-21		to be advertised
Creighton CBD Infrastructure Upgrade			22-Mar	no submission from the end user	panel of consultants have been appointed to do designs
Bulwer CBD Infrastructure Upgrade			Mar-22	no submission from the end user	panel of consultants have been appointed to do designs
Storm Water Pipes			Not specified	no submission from the end user	waiting for a complete spec from the end-user
Bulwer Asphalt Road Phase 8			Mar-22	no submission from the end user	panel of consultants have been appointed to do designs
Makawusane Sports field Phase 2			Aug-21	no submission from the end user	panel of consultants have been appointed to do designs
Intallation of Himeville T Station weighbridge	PWBS- B028/21/22	18/October/2021	Jan-22	Bid evaluation	
Installation of Himeville T Station Shredder			Not specified	memo submitted without specification	requested specification
Carport covers			Dec-21		request to be submitted
Installation of dumpsite liner (HDPE)			Jan-22		request to be submitted
Landfill development			Ongoing	panel of environmental consultants have been appointed	request to be submitted
Cemetery development			Ongoing	panel of environmental consultants have been appointed	request to be submitted
Bulwer Landfill Closure and Rehabilitation			Jan-22	panel of environmental consultants have been appointed	request to be submitted
Street light/high mast (Bulwer and Donnybrook)			Apr-22		request to be submitted
Parks, Cemeteries and waste disposal sites Toilets			May-22	ONHOLD	ONHOLD
Construction of Storeroom			Jan-22	request to be submitted	Specification to be submitted
Firearm Safes			Nov-21	Order issued	
Procurement of Computer Server				No Request submitted	End user still busy with specification
SERVICE PROVIDER TO DESIGN CAR WASH LAYOUT PLANS	COMM-Q029/21/22	14/October/2021	Dec-21	Quotation evaluated	
Extension of Grazing Land			Jun-22	No Request submitted	End user still busy with specification
Purchase of Furniture making Property			Jun-22	No Request submitted	End user still busy with specification
Underberg CBD infrastructure Upgrade			Mar-22	No Request submitted	panel of consultants have been appointed to do designs
Hlabeni Community Hall			Mar-22	No Request submitted	panel of consultants have been appointed to do designs
PABX (Telephone management system)			Not specified	end-user to submit request	end- user to submit request
SUPPLY, INSTALLATION & DELIVERY OF PWBS OFFICE EQUIPMENT	PWBS-Q019/21/22	08/October/2021	Dec-21	awarded	
SUPPLY AND DELIVERY OF TYRES	COMM-Q020/21/22	08/October/2021	Dec-21	awarded	
SUPPLY AND DELIVERY OF LAUNDRY MATERIAL	COMM-Q021/21/22	08/October/2021	Dec-21	Awarded	
SUPPLY AND DELIVERY OF SOUND SYSTEM	COMM-Q022/21/22	08/October/2021	Dec-21	Process to be awarded	
SERVICE PROVIDER TO CONDUCT ELECTRICAL MAINTENANCE	PWBS-Q023/21/22	08/October/2021	Dec-21	negotiation	

SERVICE PROVIDER TO CONDUCT BASIC SEWING SKILL TRAINING	COMM-Q24/21/22	14/October/2021	Dec-21	non responsive	re-advertised
SUPPLY AND DELIVERY OF AGRICULTURAL EQUIPMENT	COMM-Q025/21/22	14/October/2021	Dec-21	evaluation	
SUPPLY AND DELIVERY OF PMU LAPTOPS	PWBS-Q026/21/22	14/October/2021	Dec-21	evaluation	
SUPPLY AND DELIVERY OF PIGGERY FEED	PWBS-Q027/21/22	14/October/2021	Dec-21	evaluation	
SERVICE PROVIDER TO CONDUCT FOOD PREPARATION AND COOKING TRAINING	COMM-Q028/21/22	14/October/2021	Dec-21	evaluation	
SERVICE PROVIDER TO CONDUCT A FORENSIC INVESTIGATION	CORP-Q030/21/22	14/October/2021		ONHOLD	ONHOLD
SUPPLY AND DELIVERY OF BODY MAKEUP	COMM-Q032/21/22	04/November/2021	Dec-21	evaluation	
SERVICE PROVIDER TO CONDUCT TRAINING IN COMMUNICATION ,INTERPERSONAL AND CONFLICT MANAGEMENT PRINCIPLES	CORP-Q034/21/22		Aug-21		On hold until HOD approve
SERVICE PROVIDER TO CONDUCT BASIC COMPUTER TECHNOLOGY TRAINING	CORP-Q033/21/22		Aug-21		On hold until HOD approve
WI-FI INSTALLATION			on going		To be advertised
PANEL OF FIVE INTERNAL AUDIT SERVICE PROVIDER FOR THREE YEARS	MM-B027/21/22		Mar-22	Advertised	
SERVICE PROVIDER TO CONDUCT A FORENSIC INVESTIGATION	CORP-Q030/21/22		Oct-21	On hold	
SUPPLY AND DELIVERY OF ANTI VIRUS	CORP-Q031/21/22		Nov-21	Evaluation	
SUPPLY AND DELIVERY OF BODY MAKE UP	COMM-Q032/21/22		Oct-21	Evaluation	
BASIC COMPUTER TECHNOLOGY TRAINING	CORP-Q033/21/22		Jan-22	Onhold	Onhold until HOD approves
SERVICE PROVIDER TO CONDUCT TRAINING IN COMMUNICATION ,INTERPERSONAL AND CONFLICT MANAGEMENT PRINCIPLES	CORP-Q034/21/22			Onhold	Onhold until HOD approves
CONSTRUCTION OF CEMETERY DRIVEWAY PAVING	PWBS-Q035/21/22	29/November/2021	202/01/01	Evaluation	
SUPPLY,INSTALLATION & DELIVERY OF NETWORK ACCESS POINT AND WI-FI POINTS	CORP-Q036/21/22	23/November/2021	Jan-22	Evaluation	
SUPPLY AND DELIVERY OF OFFICE FURNITURE	BTO-Q037/21/22	08/December/2021	Jan-22	Evaluation	
SUPPLY AND DELIVERY OF 140 GIFT VOUCHERS FOR BACK TO SCHOOL UNIFORM	COMM-Q038/21/22	06/December/2021	Jan-22	Evaluation	
SUPPLY AND DELIVERY OF DICTIONAIRES	COMM-Q039/21/22	06/December/2021	Jan-22	Evaluation	
SERVICE PROVIDER TO CONDUCT CAPACITY BUILDING MODELS AND ASSESSMENT DESIGNERS	COMM-Q040/21/22	08/December/2021	Jan-22	Evaluation	
SERVICE PROVIDER TO CONDUCT WARD COMMITTEE	MM-Q041/21/22	08/December/2021	Jan-22	Evaluation	
SERVICE PROVIDER TO REMOVE PARKHOME FROM BULWER TO CREIGHTON	COMM-Q042/21/22	08/December/2021	Jan-22	Evaluation	
CONSTRUCTION OF THREE CEMETERY GUARD HOUSES	PWBS-Q043/21/22	08/December/2021	Jan-22	Evaluation	
CONSTRUCTION OF HIMEVILLE CEMETERY TOILETS	PWBS-Q044/21/22	08/December/2021	Jan-22	Evaluation	
SERVICE PROVIDER TO CONDUCT TRAINING FOR EAP COMMITTEE MEMBERS	CORP-Q045/21/22	08/December/2021	Jan-22	Evaluation	
SUPPLY AND DELIVERY OF SPORTS EQUIPMENT	COMM-Q046/21/22		Mar-22	Waiting for spec from end-user	
AGRICULTURAL EQUIPMENT FOR IZWELETHEMBA,ISIVUNOSETHU,SAN DANEZWE DISABILITY COOPERATIVES.			Mar-22	On quotations Specification Committee	
CAPACITY BUILDING ONLINE SALES AND MARKETING TRAINING			Mar-22	On quotations Specification Committee	
BUSINESS SUPPORT FOR ZOLWANDLE PROJECTS			Mar-22	On quotations Specification Committee	
BUSINESS SUPPORT FOR WARD 14, 8, 9 & 10			Mar-22	On quotations Specification Committee	
SUPPLY AND DELIVERY OF 50XLOCAL GOV LIBRARY 2021 EDITION			Mar-22	On quotations Specification Committee	

SERVICE PROVIDER TO CONDUCT TRAINING ON DEVELOPING MANAGEMENT REPORTING IN MS EXCEL			Mar-22	On quotations Specification Committee	
LANDSCAPING FOR CREIGHTON LIBRARY			Mar-22	On quotations Specification Committee	
BUSINESS SUPPORT FOR LOVE CORNER LOUNGE & CREIGHTON HOTEL			Mar-22	On quotations Specification Committee	
BUSINESS SUPPORT FOR WARD 1,2 & 8			Mar-22	On quotations Specification Committee	
BUSINESS SUPPORT FOR WARD 1,2, &10			Mar-22	On quotations Specification Committee	
REQUEST FOR TOOLS FOR EPWP STAFF			Mar-22	On quotations Specification Committee	
REQUEST FOR 50 X HIGHBACK CHAIRS			Mar-22	On quotations Specification Committee	
PANEL FOR TOWN PLANNING CONSULTANTS TO PROVIDE TOWN PLANNING FOR DR NKOSAZANA DLAMINI ZUMA LOCAL MUNUCIPALITY FOR A PERIOD OF 3 YEARS	PD – B029/21/22		Mar-22	To be advertised in January 2022	
A PANEL OF ELECTRICAL SERVICE PROVIDER TO DESIGN AND IMPLEMENT ELECTRIFICATION PROJECTS FOR A PERIOD OF 3 YEARS IN PHASES USING TURNKEY STRATEGY	PWBS-B030/21/22		Mar-22	To be advertised in January 2022	
REQUEST FOR PROPOSALS TO ENTER INTO A PANEL FOR ENVIRONMENTAL CONSULTANTS TO RENDER PROFESSIONAL ENVIRONMENTAL MANAGEMENT SERVICES FOR DR NKOSAZANA DLAMINI ZUMA LOCAL MUNICIPALITY FOR THE PERIOD OF 36 MONTHS	PWBS – B031/21/22		Mar-22	To be advertised in January 2022	
SUPPLY AND DELIVERY OF MOBILE WOOD SHREDDER/ CHIPPER	PWBS-B033/21/22		Mar-22	To be advertised in January 2022	
PANEL FOR SERVICE PROVIDERS FOR MAINTENANCE AND NEW INSTALLATION OF MUNICIPAL BUILDING ELECTRICAL WORKS FOR A PERIOD OF 3 YEARS	PWBS-B034/21/22		Mar-22	To be advertised in January 2022	
PANEL OF FUNERAL PARLOURS FOR A PERIOD OF 3YEARS	MM-B035/21/22		Mar-22	To be advertised in January 2022	
PANEL OF SERVICE PROVIDERS FOR MAINTENANCE AND NEW INSTALLATION OF AIR CONDITIONERS FOR A PERIOD OF 36 MONTHS	PWBS-B036/21/22		Mar-22	To be advertised in January 2022	
PANEL OF CALIBRATION OF SPEED CAMERA MACHINE FOR A PERIOD OF 3 YEARS	COMM-B039/21/22		Mar-22	To be advertised in January 2022	
PANEL OF FIRE SAFETY EQUIPMENT (FIRE EXTINGUISHERS) AND SIGNAGE FOR A PERIOD OF 3YEARS	CORP-B040/21/22		Mar-22	To be advertised in January 2022	
SERVICE PROVIDER TO SUPPLY AND DELIVER HOMESTAYS PROJECT	COMM-B042/21/22		Mar-22	To be advertised in January 2022	
PANEL TO SUPPLY AND DELIVERY OF DISASTER RELIEF MATERIAL (MATTRESS AND BLANKETS)	COMM: B043/21/22		Mar-22	To be advertised in January 2022	
PANEL TO SUPPLY AND DELIVERY OF DISASTER RELIEF MATERIAL-EMERGENCY FOOD PARCEL FOR A PERIOD OF 3YEARS	COMM: B044/21/22		Mar-22	To be advertised in January 2022	
<b>Report Prepared by</b> Miss Sphiliile Dlamini SCM Demand Clerk	S. C. Dlamini	<b>Recommended and Approved By</b> Miss N Holiwe SCM Manager			

**REPORT ON SUPPLY CHAIN MANAGEMENT FOR QUARTER TWO (OCTOBER, NOVEMBER  
AND DECEMBER) 2021/2022 -DR NKOSAZANA DLAMINI ZUMA MUNICIPALITY**

**AUTHOR: CHIEF FINANCE OFFICER**  
**(File Ref: Budget and Treasury Office)**  
**(1<sup>st</sup> Level : Manco)**  
**(2<sup>nd</sup> Level : Finance Committee)**  
**(3<sup>rd</sup> Level : Exco)**  
**(4<sup>th</sup> Level : Council)**

**1. PURPOSE OF REPORT**

To present the Implementation of the Supply chain management policy to the Committee and Council on purchases made by the municipality for the 2<sup>nd</sup> quarter October, November and December 2021

**2. BACK GROUND**

The Municipal Finance Management Act No 56, 2003 Chapter 11, the municipal supply chain management Regulation, as published in the Government Gazette on 30 May 2005 and the Supply Chain Management Policy as adopted by Council state that a report must be submitted within ten (10) working days of the end of each quarter to committees and council, in order to create a transparent image to all processes in the Supply Chain Management Division

**3. LEGAL AND STATUTORY REQUIREMNT**

- Constitution of Republic of South Africa, Act No 108 of 1996
- Municipal Finance Management Act, No 56 of 2003
- Preferential Procurement Regulation,2017
- Board Based Black Economic Empowerment Amended Act,2013 (Act Non.46 of 2013)
- Supply Chain Management policy

**4. RANGE OF PROCUMENT**

- 4.1 Orders up to the transaction value of R 1 to R 2000,00
- 4.2 Three written or verbal quotation for procurement of a transaction value between R 2001 to R 10 000, 00.
- 4.3 Three different written quotation for procurement between R 10 000, 01 to R 30 000, 00.
- 4.4 At least three formal quotation written quotes, to be scored on price & targeted goals points designed in terms of the New Preferential Procurement Point Framework Act and regulation's well as the Broad Base Black Economic Empowerment Act for procurement above R 30 000,00 to R 200 000,00.
- 4.5 Bids process for procurement above R 200 000,00

**TABLE OF CONTENTS**

- 1. INTRODUCTION**
- 2. FUNCTIONING OF SCM UNIT**
  - 2.1 DECLARATION OF INTEREST BY SCM PERSONNEL
  - 2.2 ADEQUACY OF PERSONNEL WITH SCM
- 3. FUNCTIONING OF BID COMMITTEES MEETINGS**
  - 3.1 CONSTITUTION OF BID COMMITTEES
  - 3.2 BID COMMITTEE MEMBERS DECLARATIONS
- 4. SECTION 114 APPROVAL OF TENDERS NOT RECOMMENDED**
- 5. REGULATION 32.**
- 6. REGULATION 36 DEVIATIONS.**
- 7. REGULATION 45 AWARDS TO CLOSE FAMILY MEMBERS OF PERSONS IN THE SERVICE OF THE STATE.**
- 8. QUOTATION AWARDED BETWEEN R 30 000,00 to R 200 000,00**
- 9. SPEND ANALYSIS**
  - 9.1 BIDS AWARDED
  - 9.2 BURIAL ASSISTANCE
- 10. CONTRACT MANAGEMENT**
- 11. IRREGULAR EXPENDITURE**
- 12. LEASE AGREEMENTS**
- 13. FRUITLESS & WASTEFUL EXPENDITURE**
- 14. UNAUTHORIZED EXPENDITURE**
- 15. TRANSVERSAL CONTRACT**

## 1. INTRODUCTION

Regulation 6(3)(4) of the Municipal SCM Regulation requires that on a quarterly basis the accounting officer must submit to the Mayor a report on the implementation of the SCM Policy no later than 10 days after end of each quarter. Subsection 4 further states that the report must be made public in accordance with section 21A of the Municipal System Act.

## 2. FUNCTIONS OF THE SCM UNIT

### 2.1 DECLARATION OF INTEREST BY SCM PERSONNEL

All members of Bid Committees had signed declaration of interest and code of conducts.

### 2.2 ADEQUACY OF PERSONNEL WITHIN SCM

All SCM personal are competence and capable of performing their duties

## 3. FUNCTIONING OF BID COMMITTEES

### 3.1 CONSTITUTION OF BID COMMITTEES

The 3 bid committees namely the Bid Specifications Committee, Bid Evaluation and The Bid Adjudication Committee have been constituted adequately in line with the SCM regulation requirements.

### 3.2 BID COMMITTEE MEMBERS DECLARATIONS

Bid Evaluation and Adjudication Committee members declared their interest at every sitting of the committees held during the 2<sup>nd</sup> quarter and no conflicts of interest were recorded during discussions.

## 4. SECTION 114 APPROVAL OF TENDERS NOT RECOMMENDED

No awards were made to supplier other than the ones recommended.

## 5. REGULATION 32

Regulation 32(1) of the Municipal supply Chain allows the accounting officer to procure goods or service for the Municipality or Municipal Entity under contract secured by another organ of state.

Date	Supplier	Details	Amount
No Regulation 32 in the last quarter	N/A	N/A	0,00

## 6. REGULATION 36 DEVIATIONS

Date	Supplier	Description	Amount	Reason for Deviation
08/10/2021	Spark and Ellis	Supply and delivery of Protective clothing for Traffic, Fire Fighters, Disaster and Pound officials	R476 732,50	This project has been advertised several times, and the suppliers that responded were Non-Responsive to tender

				compulsory requirements, Therefore the municipality had to deviate from the normal SCM processes due to the urgency and the fact that the personnel can't perform their duties without proper uniform.
08/10/2021	Vanguard Fire and Safety (Pty) Ltd	Supply and delivery of Protective clothing (Structural fire fighting suits)	R117 524,25	This project has been advertised several times, and the suppliers that responded were Non-Responsive to tender compulsory requirements, Therefore the municipality had to deviate from the normal SCM processes due to the urgency and the fact that the fire fighters can't perform their duties without proper PPE.
19/10/2021	Rural Metro Emergency Management	Driver pump operator training for 4 fire fighters.	R85 587,60	This training has been advertised several times and suppliers were Non-Responsive. It very important for fire fighters to have this skill because it will result in a high risk for protection service unit.
18/10/2021	WITS School Of Business	Municipal finance management programme for 2 managers and FMG interns	R348 000,00	Municipal finance management programme for 2 managers and FMG interns
19/11/2021	Underberg Veterinary Surgery cc	Medical service provider for treat 2 horses that were injured in himeville animal pound	R3 034,66	This was an emergency so it was impractical to follow normal SCM Processes
			<b>R 945 291,41</b>	

**TOTAL FOR DEV.**

**7. REGULATION 45 AWARDS TO CLOSE FAMILY MEMBERS OF PERSONS IN THE SERVICE OF THE STATE**

Name of the entity for family member	Capacity	Name of the connected person	Amount	Company Awarded	Description of work

--	--	--	--	--	--

### 8. QUOTATION AWARDED BETWEEN R 30 000,01 – R 200 000,00

BIDDERS NAME	DESCRIPTION	AMOUNT ®
Abenkanyezi Construction and Kitchen	Service provider to conduct driving school training for 35 people	R 198 500,00
Silethukhanyo Trading (Pty) Ltd	Supply, delivery and installation of perspex dividers for DLT's	R 45 000,00
Dzivi Trading	Supply and delivery of PWBS Tools	R 78 605,64
RLC Consulting	Service provider to conduct a Feasibility Study and Business Plan on Rail Tourism Activities	R 178 560,00
RLC Consulting	Service provider to develop standard operating procedures for HR Policies	R 70 000,00
Magudazela Contractors	Supply and delivery of PMU Laptops	R 43 200,00
Langangelihle General Trading and Projects (Pty) Ltd	Supply and delivery of tyres	R 169 228,60
Ngenzekile Construction and Projects	Supply and delivery of fire station equipment	R 49 680,00
Ntshengula Trading Enterprise (Pty) Ltd	Supply and delivery of laundry material	R 92 880,00
Ntshengula Trading Enterprise (Pty) Ltd	Supply and delivery of plants	R 64 880,00
Abenkanyezi Construction and kitchen	Service provider to prune crown lift pollarding and removal of dead wood	R 115 000,00
Lanrec (Pty) Ltd	Construction of 3 municipal guard houses	R 140 400,00
<b>Total</b>		<b>R1 245 934,24</b>

9. SPEND ANALYSIS

MONTH	October	November	December	Total for the Quarter	%Spend contribution
Petty Cash from R0,00 but below R 2000,00	R10 243,51	R4 249,79	R5 047,50	R19 540,80	0,04%
Verbal or Written Quotations	R60 415,60	R45 225,37	R47 207,11	R152 848,08	0,33%
Formal Written quotation	R880 015,85	R692 631,02	R895 955,35	R2 468 602,22	5,34%
Quotation Above 30k	R570 665,64	R675 268,60	0,00	R1 245 934,24	2,7%
Tender	R13 815 134,22	R5 440 700,00	0,00	R19 255 834,22	42%
Petrol orders	R15 980,00	R7 740,00	R10 000,00	R26 754,00	0,06%
Funeral Orders	R3 000,00	R13 500,00	R3 000,00	R19 500,00	0,04%
Irregular Expenditure	R0,00	R0,00	R0,00	R0,00	0%
Fruitless & Wasteful Expenditure	R0,00	R0,00	R0,00	R0,00	0%
Unauthorised Expenditure	R0,00	R0,00	R0,00	R0,00	0%
Deviations	R679 844,35	R348 000,00	R3 034,66	R1 030 879,01	2,23%
Transversal Contract	R1 377 220,00	R2 353 350,13	R0,00	R3 730 570,13	8,07%
Panel / Contracted	R12 376 298,00	R4 410 846,95	R1 464 974,16	R18 252 119,11	39,50%
<b>Totals</b>	<b>29 788 817,17</b>	<b>13 991 511,86</b>	<b>2 429 218,78</b>	<b>R46 202 581,81</b>	<b>100%</b>

9.1 BIDS AWARDS ABOVE R 200 000,01

LENGTH OF TIME FOR TENDER	APPOINTMENT DATE	CLOSING DATE OF ADVERT	BIDDERS NAME	DESCRIPTION	AMOUNT	BBBEE POINTS CLAIMED
102	22/09/2021	30/04/2021	Eyesizukulwane Trading (Pty) Ltd	Supply and delivery of audio-visual equipment for Bulwer Community Service Centre	R 275 000,00	20 Points
61	05/10/2021	09/07/2021	BG Mazongolo Construction	Construction of Ndodeni Community Hall (Ward 05)	R 2 474 391,00	20 Points
61	05/10/2021	09/07/2021	BG Mazongolo Construction	Construction of Sopholile Community Creche (Ward 09)	R 1 687 226,64	20 Points
89	05/10/2021	28/05/2021	Lemelwa Trading (Pty) Ltd	Construction of Creighton Sports Centre (Phase 1) in Ward 14	R 7 903 918,00	20 Points
68	15/10/2021	10/08/2021	Kemba Trading (Pty) Ltd	Panel of 5 service providers for the maintenance and new installation of municipal Building Electrical Works for a period of 3 years.	Rate	20 Points
68	15/10/2021	10/08/2021	Double Option Investments (Pty) Ltd	Panel of 5 service providers for the maintenance and new installation of municipal Building Electrical Works for a period of 3 years.	Rate	20 Points
77	22/10/2021	05/08/2021	Ngenzekile Construction and Projects	Renovation of Creighton Main Building	R 384 604,00	20 Points
34	22/10/2021	03/09/2021	Khwezi and Samkelo (Pty) Ltd	Renovation of Mahwaqa Community Hall	R 375 589,50	20 Points
34	22/10/2021	03/09/2021	Khwezi and Samkelo (Pty) Ltd	Renovation of Mangwaneni Community Hall	R 293 969,50	20 Points
34	22/10/2021	03/09/2021	Khwezi and Samkelo (Pty) Ltd	Renovation of Ngudwini Community Hall	R 405 669,00	20 Points
108	22/10/2021	24/05/2021	Vanmark Resources (Pty) Ltd	Supply and delivery of Stationery for a period of 3 years.	R 14 766,58	20 Points
83	30/11/2021	06/08/2021	Shearer Group	Construction of Sdangeni Bridge-Ward 04	R 4 295 082,00	20 Points
46	30/11/2021	24/09/2021	Ntando Company	Renovation of Mwaneni	R 474 265,00	20 Points



### 10. CONTRACTS MANAGEMENT

#### New Contract in the 02<sup>nd</sup> Quarter

Service Provider	Description	Duration of contract
Kembal Trading (Pty) Ltd	Panel of 5 service providers for the maintenance and new installation of municipal Building Electrical Works for a period of 3 years.	3 Years
Double Option Investments (Pty) Ltd	Panel of 5 service providers for the maintenance and new installation of municipal Building Electrical Works for a period of 3 years.	3 Years
Vanmark Resources (Pty) Ltd	Supply and delivery of Stationery for a period of 3 years.	3 Years

### 11. IRREGULAR EXPENDITURE

Service Provider	Name of project	Amount	Reason for Irregular
		R 0,00	

### 12. LEASE AGREEMENT

No lease agreement on the 02<sup>nd</sup> quarter

### 13. FRUITLESS & WASTEFUL EXPENDITURE

Service Provider	Name of project	Amount	Reason
		R 0,00	

### 14. UNAUTHORIZED EXPENDITURE

No unauthorised expenditure on the 02<sup>nd</sup> quarter

### 15. TRANSVERSAL CONTRACT

Service Provider	Name of project	Amount
Total		R 0.00

**DATABASE REGISTRATION**

The Municipality is using Central Supplier Database as per the instruction of National Treasury.

**RECOMMENDATIONS**

That this report to be noted by Committee and council.



**Report Prepared by**  
Miss T Makhanya  
Senior Acquisition Clerk



**Reviewed/ and Approved by**  
Miss N Holiwe  
SCM Manager



# **CONTRACT MANAGEMENT REPORT**

**DECEMBER - 2021**

## 1. PURPOSE

The purpose of this report is to comply with section 116 of the Municipal Finance Management Act No. 56 of 2003 (MFMA) and the requirements as promulgated in the Contract Management Framework.

## 2. STRATEGIC OBJECTIVE

To ensure good governance, financial viability and optimal institutional transformation with capacity to execute its mandate.”

## 3. BACKGROUND

In terms of section 116 of the MFMA:

(1) A contract or agreement procured through the supply chain management system of a municipality or municipal entity must-

(a) be in writing;

(b) stipulate the terms and conditions of the contract or agreement, which must include provisions providing for-

(i) the termination of the contract or agreement in the case of non- or under-performance

(ii) dispute resolution mechanisms to settle disputes between the parties;

(iii) a periodic review of the contract or agreement once every three years in the case of a contract or agreement for longer than three years; and

(iv) any other matters that may be prescribed. performance;

(2) The accounting officer of a municipality or municipal entity must-

(a) take all reasonable steps to ensure that a contract or agreement procured through the supply chain management policy of the municipality or municipal entity is properly enforced;

(b) monitor on a monthly basis the performance of the contractor under the contract or agreement;

## 4. RECOMMENDATIONS

(1) That, in compliance with, Section 116 of the MFMA and Contract Management Framework the report be submitted to Council Committees.

SOFT PROJECTS CONTRACT MANAGEMENT REPORT AS AT 30 DECEMBER 2021

NAME OF BIDDER	PROJECT/SERVICE	DEPARTMENT	CONTRACT VALUE	PAYMENTS	START DATE	INITIAL END DATE	NEW END DATE	SERVICE PROVIDER PERFORMANCE	COMMENTS
EVALUATION PROPERTY INTELLIGENCE	GENERAL EVALUATION ROLL	BUDGET AND TREASURY OFFICE	R 2 825 225,65	R 2 218 278,80	01/07/2017	30/06/2022		GOOD	
KONICA MINOLTA AFRICA	SUPPLY AND DELIVERY OF PRINTERS AND PHOTOCOPIYIG MACHINES (RENTAL)	CORPORATE SERVICES	R 1 546 975,15	R 1 573 476,88	2018/11/06	10/06/2021	10/02/2022	GOOD	
KONICA MINOLTA AFRICA	SUPPLY AND DELIVERY OF PRINTERS AND PHOTOCOPIYIG MACHINES (USAGE)	CORPORATE SERVICES	BASED ON THE APPROVED RATE	R 1 078 011,99	11/06/2018	10/06/2021	10/02/2022	GOOD	
ENVIROSERVE	REFUSE REMOVAL	PUBLIC WORKS AND BASIC SERVICES	BASED ON APPROVED RATE of R26 545,90	R 2 115 906,26	01/06/2020	31/06/2023		GOOD	
NASHUA	TELEPHONE	CORPORATE SERVICES	R 1 156 446,60	R 1 110 099,40	03/08/2018	03/09/2021	03/03/2022	GOOD	
POWERVISION	ICT SERVICES	CORPORATE SERVICES	R 1 496 797,66	R 1 511 047,66	08/08/2018	30/03/2021	31/05/2022	GOOD	CONTRACT IS EXTENDED FOR SIX MONTHS EXPIRING END OF MAY 2022 SO THE MUNICIPALITY CAN FINISH UP THE PROCESS OF APPOINTING A NEW SERVICE PROVIDER
GREENDOOR LANDSCOPE	PROVISION OF HORTICULTURAL SERVICES	PUBLIC WORKS AND BASIC SERVICES	R 1 005 243,75	R 648 078,75	05/12/2019	08/12/2022		GOOD	
MATHUTHA TRADING	SUPPLY AND DELIVERY OF CLEANING MATERIAL	CORPORATE SERVICES	Based on the approved rate of R18 630 inclusive all cleaning material for a quantity of one each.	R 727 545,00	16/03/2020	15/03/2023		GOOD	
WELCONY INVESTMENTS	SUPPLY AND DELIVERY OF REFUSE BAGS	PUBLIC WORKS AND BASIC SERVICES	Based on the approved rate of R13,62 for different colors and sizes of bags	R 679 664,70	17/03/2020	18/03/2023		GOOD	
MC NTSHALINTSHALI	PANEL OF ATTORNEYS	BUDGET AND TREASURY OFFICE	It based on the approved rate of R1 200,00 per hour	R 988 432,37	01/10/2019	30/09/2022		GOOD	
MATHEW FRANCIS	PANEL OF ATTORNEYS	BUDGET AND TREASURY OFFICE	It based on the approved rate of R1 200,00 per hour	R 904 079,42	01/10/2019	30/09/2022		GOOD	
TURNIMART	TRAVEL AGENT	CORPORATE SERVICES	It is based on the approved rate as follows: Year one R1 233,32, Year two R1 318,94 and year three R1 411,97 and that's include accommodation, car hire, airtravel and conference facilities.	R 3 403 872,47	1/02/2020	31/1/2023		GOOD	
FAST MOVING TRADING 1/8 FMT DATA	VERIFICATION OF INDIGENT LISTING	BTO	R 422 866,50	R 146 676,75	18/09/2020	17/09/2023		GOOD	

NAME OF BIDDER	PROJECT/SERVICE	DEPARTMENT	CONTRACT VALUE	PAYMENTS	START DATE	INITIAL END DATE	NEW END DATE	SERVICE PROVIDER PERFORMANCE	COMMENTS
BPG MASS APPRAISALS	GENERAL VALUATION AND PREPARATION OF VALUATION ROLL FOR IMPLEMENTATION 1 JULY 2022	BUDGET & TREASURY OFFICE	R 1 802 595,00	R 732 936,29	26/05/2021	30/06/2027		GOOD	
ZAOEN ACTUARIES (PTY) LTD	PROVISION OF ACTUARIAL VALUATION OF LONG SERVICE AWARDS LIABILITY, POST EMPLOYMENT MEDICAL AID BENEFITS LIABILITY, BULKWER AND CREIGHTON LANDFILL SITES REHABILITATION AND CLOSURE	BUDGET & TREASURY OFFICE	R 269 100,00	R 62 100,00	01/06/2021	31/05/2024		GOOD	
MHLONGO TRANSCOIN SECURITY	PROVISION OF SECURITY SERVICES	CORPORATE SERVICES	R 4 499 260,00	R 5 535 322,60	01/08/2021	30/10/2021	31/01/2022	GOOD	
AYANDA MBANGA COMMUNICATIONS	PROVISION OF ADVERTISING SERVICES	PWBS	IT IS BASED ON THE APPROVED RATE OF R3 485,09	R 160 631,54	01/07/2021	30/06/2024		GOOD	
RUSBRO ENGINEERING WORKS (PTY) LTD	COMMUNITY & SOCIAL SERVICES ENVIRONMENTAL CONSULTANTS TO RENDER PROFESSIONAL ENVIRONMENTAL MANAGEMENT SERVICES FOR DIR NDZ MUNICIPALITY	CALIBRATION OF ALCOHOL BREATHALYZERS	R 51 387,75	R 31 050,00	01/08/2021	31/07/2024		GOOD	
MAMADI AND COMPANY SAPTY) LTD	ENVIRONMENTAL CONSULTANTS TO RENDER PROFESSIONAL ENVIRONMENTAL MANAGEMENT SERVICES FOR DIR NDZ MUNICIPALITY	PWBS	IT IS BASED ON THE APPROVED RATE	R -	21/09/2021	20/09/2024		N/A	
SINOHYDRO CONSULTANTS (PTY) LTD	PANEL OF 5 SERVICE PROVIDERS FOR MAINTENANCE AND NEW INSTALLATION OF MUNICIPAL BUILDING ELECTRICAL WORKS	PWBS	IT IS BASED ON THE APPROVED RATE	R -	21/09/2021	20/09/2024		N/A	
KEMBAL TRADING (PTY) LTD	PANEL OF 5 SERVICE PROVIDERS FOR MAINTENANCE AND NEW INSTALLATION OF MUNICIPAL BUILDING ELECTRICAL WORKS	PWBS	IT IS BASED ON THE APPROVED RATE OF R5 427,00 FOR THE ENTIRE 3 YEARS	R 9 796,30	27/10/2021	26/10/2024		GOOD	
DOUBLE OPTION INVESTMENTS (PTY) LTD	PANEL OF 5 SERVICE PROVIDERS FOR THE PROJECT MANAGEMENT OF CAPITAL PROJECTS	PWBS	IT IS BASED ON THE APPROVED RATE OF R113 991,32 FOR THE ENTIRE 3 YEARS	R -	27/10/2021	26/10/2024		N/A	
TPA CONSULTING CC	PANEL OF 5 SERVICE PROVIDERS FOR THE PROJECT MANAGEMENT OF CAPITAL PROJECTS	PWBS	IT IS BASED ON THE APPROVED RATE OF 11% FOR THE WHOLE PERIOD	R -	12/10/2021	11/10/2024		N/A	
FMA ENGINEERS PTY LTD	PANEL OF 5 SERVICE PROVIDERS FOR THE PROJECT MANAGEMENT OF CAPITAL PROJECTS	PWBS	IT IS BASED ON THE APPROVED RATE OF 8% IN YEAR 1, 10% IN YEAR 2 AND YEAR 3.	R -	12/10/2021	11/10/2024		N/A	
MASAKHEKULUNGE PROJECT MANAGERS AND CONSULTANTS	PANEL OF 5 SERVICE PROVIDERS FOR THE PROJECT MANAGEMENT OF CAPITAL PROJECTS	PWBS	IT IS BASED ON THE APPROVED RATE OF 12% FOR THE WHOLE PERIOD	R -	12/10/2021	11/10/2024		N/A	
SHARDESH SEWLAL AND ASSOCIATES CC	PANEL OF 5 SERVICE PROVIDERS FOR THE PROJECT MANAGEMENT OF CAPITAL PROJECTS	PWBS	IT IS BASED ON THE APPROVED RATE OF 8,5% FOR THE WHOLE PERIOD	R -	12/10/2021	11/10/2024		N/A	
DELCO DISTRIBUTERS	PANEL OF 3 SERVICE PROVIDERS FOR THE SUPPLY AND DELIVERY OF DISASTER RELIEF MATERIAL EMERGENCY FOOD PARCEL	COMM	IT IS BASED ON THE APPROVED RATE OF R1 571,82		10/11/2021	09/11/2024		N/A	
KFC ENGINEERS & INDUSTRIAL SUPPLIES	PANEL OF 3 SERVICE PROVIDERS FOR THE SUPPLY AND DELIVERY OF DISASTER RELIEF MATERIAL EMERGENCY FOOD PARCEL	COMM	IT IS BASED ON THE APPROVED RATE OF R1 080,24		10/11/2021	09/11/2024		N/A	
MASIBONISENISONKE TRADING AND PROJECTS	PANEL OF 3 SERVICE PROVIDERS FOR THE SUPPLY AND DELIVERY OF DISASTER RELIEF MATERIAL	COMM	IT IS BASED ON THE APPROVED RATE OF R9 700,00		10/11/2021	09/11/2024		N/A	

NAME OF BIDDER	PROJECT/SERVICE	DEPARTMENT	CONTRACT VALUE	PAYMENTS	START DATE	INITIAL END DATE	NEW END DATE	SERVICE PROVIDER PERFORMANCE	COMMENTS
EYESIZIKULIWANE TRADING (PTY) LTD	PANEL OF 5 SERVICE PROVIDERS TO SUPPLY AND DELIVERY OF PROTECTIVE CLOTHING	PWBS	IT IS BASED ON THE APPROVED RATE OF R45 300,00		04/11/2021	04/11/2024		N/A	
VANMARK RESOURCES (PTY) LTD	SUPPLY AND DELIVERY OF STATIONERY	CORP	IT IS BASED ON THE APPROVED RATE OF R14 766,65 INCLUDING ALL ITEMS		29/11/2021	28/11/2024		N/A	

## HARD AND CAPITAL PROJECT CONTRACT MANAGEMENT REPORT AS AT 31 DECEMBER 2021

NAME OF BIDDER	PROJECT/SERVICE	DEPARTMENT	CONTRACT VALUE	PAYMENTS	START DATE	INITIAL END DATE	NEW END DATE	SERVICE PROVIDER PERFORMANCE	COMMENTS
KERUSH	CONSTRUCTION OF PLANT HIRE	PWBS	It is based on the approved rate of R32 470.25 for all types of plant.	R 5 169 107.00	28/01/2020	27/01/2023		GOOD	
CONAN	CONSTRUCTION OF PLANT HIRE	PWBS	It is based on the approved rate of R32 936 for different types of plant.	R 3 630 301.60	28/01/2020	27/01/2023		GOOD	
MAJIKI CONSTRUCTION	CONSTRUCTION OF UNDERBERG TOWN HALL PHASE 1 IN WARD 3	PWBS	R 11 781 836.07	R 6 906 022.34	11/05/2021	11/01/2022		GOOD	The contract is expiring on the 11 January 2022 and by the look of expenditure and also considering variation order the project might not be completed by that date but there is nothing received from the end user department for the extension of time.
IKHENANI LETHU (PTY) LTD	SERVICE PROVIDER TO PROVIDE HONEY SUCKING SERVICES AND HIGH PRESSURE WATER JETTING SERVICES	PWBS	It is based on the approved rates as follows: Honey sucking service per load starts from R1 800 and high pressure jetting cleaning of lines, Sewer line rate per hour R490,00 and storm water drain rate per hour is R510,00	R 119 160,00	13/10/2020	13/10/2023		GOOD	
MKHOLWA IT SERVICES t/a MKHOLWA TRANSPORT AND PLANT HIRE	SERVICE PROVIDERS TO PROVIDE HONEY SUCKING SERVICES AND HIGH PRESSURE WATER JETTING	PWBS	It is based on the approved rates as follows: Honey sucking service per load starts from R1 800 and high pressure jetting cleaning of lines, Sewer line rate per hour R490,00 and storm water drain rate per hour is R510,00	R 48 875,00	13/10/2020	13/10/2023		GOOD	
SHEMUNTU AND SON'S (PTY) LTD	SERVICE PROVIDERS TO PROVIDE HONEY SUCKING SERVICES AND HIGH PRESSURE WATER JETTING	PWBS	It is based on the approved rates as follows: Honey sucking service per load starts from R1 800 and high pressure jetting cleaning of lines, Sewer line rate per hour R490,00 and storm water drain rate per hour is R510,00	R 101 400,00	13/10/2020	13/10/2023		GOOD	
B&B TRANSPORT & PLANT HIRE	PANEL OF 5 SERVICE PROVIDERS FOR THE HIRE OF CONSTRUCTION PLANT FOR 36 MONTHS	PWBS	It is based on the approved rates of R39 186,25 for all the following plant and equipment: Grader, TLB, Excavator, Roller, Tipper truck and Water cart per day/ per Km	R 5 784 588.85	14/10/2019	13/10/2022		GOOD	
MAGUBANE PLANT & CONSTRUCTION	PANEL OF 5 SERVICE PROVIDERS FOR THE HIRE OF CONSTRUCTION PLANT FOR 36 MONTHS	PWBS	It is based on the approved rates of R64 779,50 for all the following plant and equipment: Grader, TLB, Excavator, Roller, Tipper truck and Water cart per day/ per Km	R 16 589 425.57	14/10/2019	13/10/2022		GOOD	
FYNNS CONSTRUCTION AND DEVELOPMENT	PANEL OF SIX SERVICE PROVIDER FOR HIRE OF CONSTRUCTION PLANT TO SERVICE THE MUNICIPALITY	PWBS	It is based on the approved rate of R59 167,50 and that includes different types of plant	R 13 733 050.79	04/02/2020	28/02/2023		GOOD	
SSR SECURITY T/A MAHLUBI TRANSPORT AND PLANT HIRE	PANEL OF SIX SERVICE PROVIDER FOR HIRE OF CONSTRUCTION PLANT TO SERVICE THE MUNICIPALITY	PWBS	It is based on the approved rate of R32 722,10 and that includes different types of plant	R 6 741 450,08	04/02/2020	28/02/2023		GOOD	

NAME OF BIDDER	PROJECT/SERVICE	DEPARTMENT	CONTRACT VALUE	PAYMENTS	START DATE	INITIAL END DATE	NEW END DATE	SERVICE PROVIDER PERFORMANCE	COMMENTS
SIBANI DROUP JV STOYI CONSULTING	DESIGN, OVERSEE AND IMPLEMENT UPGRADE OF UNDERBERG TOWN PHASE 1 USING TURNKEY STRATEGY	PWBS	R 5 743 100,00	R 3 765 685,33	04/02/2021	24/06/2021	10/12/2021	FAIR	The contract has expired and there is no letter for extension of time received from the end user department
IX ENGINEERS (PTY) LTD	CONSULTANT FOR ACCESS ROAD MIG PROJECTS	PWBS	R8 245 132,02 ( 9% of the MIG allocation)	R 3 702 516,36	01/05/2018	31/04/2021	30/10/2021	GOOD	Contract has expired in October 2021 and there are projects that are already started under this contract which were appointed towards the end of the contract but there is nothing that has been received from the end User Department for the Extension of time.
MASAKHEKULUNGE PROJECT MANAGERS	CONSULTANT FOR SPORTFIELD MIG PROJECTS	PWBS	R10 993 509,36 (12% of the MIG allocation)	R 6 260 969,05	01/05/2018	31/04/2021	30/10/2021	GOOD	Contract has expired in October 2021 and there are projects that are already started under this contract which were appointed towards the end of the contract but there is nothing that has been received from the end User Department for the Extension of time.
MIGAMULE CONSULTING ENGINEERS	PROJECT MANAGEMENT FOR HALLS MIG PROJECTS	PWBS	R8 534 782,02 ( 10% in the first year and 9% in the second & third year of the MIG allocation)	R 2 929 949,16	01/05/2018	31/04/2021	30/10/2021	GOOD	Contract has expired in October 2021 and there are projects that are already started under this contract which were appointed towards the end of the contract but there is nothing that has been received from the end User Department for the Extension of time.
BUHLEBEZWE TRADING (PTY) LTD	RENOVATION/MAINTENANCE OF CREIGHTON COMMUNITY HALL	PWBS	R 355 615,26	R 266 689,41	04/05/2021	04/08/2021	12/11/2021	GOOD	The project is practical complete and the payment will be made in January 2022.
ZIZIYANE CONSTRUCTION	RENOVATION/MAINTENANCE OF HIMEVILLE SPORTFIELD FENCING	PWBS	R 313 214,00	R 151 957,50	18/06/2021	17/09/2021	10/11/2021	GOOD	The project is practical complete and the payment will be made in January 2022.
SIPHO-GLAD CONSTRUCTION JV RCN CONSULTANTA	DESIGN, OVERSEE AND IMPLEMENT CREIGHTON ROAD ASPHALT PHASE 6 USING TURNKEY STRATEGY	PWBS	R 4 098 000,00	R 1 846 603,50	17/08/2021	28/02/2022		GOOD	
PUFF EMERGENCY SERVICES	SUPPLY, INSTALLATION AND DELIVERY OF 8 BUS SHELTERS	PWBS	R 684 760,00	R 682 800,00	02/09/2021	29/10/2021		GOOD	
PUFF EMERGENCY SERVICES	SUPPLY, INSTALLATION AND DELIVERY OF 2 MUNICIPAL GENERATORS (STANDBY POWER 110KVA & 80 KVA)	PWBS	R 1 000 000,00	R 1 000 000,00	02/09/2021	16/11/2021		GOOD	
IGODA PROJECTS (PTY) LTD	A PANEL OF 4 (FOUR) ELECTRICAL SERVICE PROVIDERS TO DESIGN AND IMPLEMENT ELECTRIFICATION PROJECTS FOR A PERIOD OF 3 YEARS IN PHASES USING TURNKEY STRATEGY	PWBS	IT IS BASED ON THE APPROVED RATE	R 1 838 084,40	13/09/2021	12/09/2024		GOOD	
SPLENDA NIKONYENI ELECTRICAL JV	A PANEL OF 4 (FOUR) ELECTRICAL SERVICE PROVIDERS TO DESIGN AND IMPLEMENT ELECTRIFICATION PROJECTS FOR A PERIOD OF 3 YEARS IN PHASES USING TURNKEY STRATEGY	PWBS	IT IS BASED ON THE APPROVED RATE	R 1 140 552,53	13/09/2021	12/09/2024		GOOD	
BG MAZONGOLO CONSTRUCTION	CONSTRUCTION OF LUBOVANA COMMUNITY CRECHE IN WARD 12	PWBS	R 1 687 764,27	R 491 926,43	05/10/2021	05/04/2022		GOOD	
BG MAZONGOLO CONSTRUCTION	CONSTRUCTION OF CABAZI COMMUNITY HALL	PWBS	R 2 424 183,85	R 513 673,71	05/10/2021	05/04/2022		GOOD	

NAME OF BIDDER	PROJECT/SERVICE	DEPARTMENT	CONTRACT VALUE	PAYMENTS	START DATE	INITIAL END DATE	NEW END DATE	SERVICE PROVIDER PERFORMANCE	COMMENTS
EYESIZUKULWANE TRADING (PTY) LTD	SUPPLY AND INSTALLATION OF AUDIO-VISUAL EQUIPMENT FOR BULLWER COMMUNITY SERVICE CENTRE	CORPORATE SERVICES	R 275 000,00	R	02/11/2021	30/11/2021		GOOD	The project is completed and the payment will be made in January 2022.
LEMALWA TRADING (PTY) LTD	CONSTRUCTION OF CREIGHTON SPORT CENTRE	PWBS	R 7 903 918,43	R 2 014 059,81	08/11/2021	08/06/2022		GOOD	
BG MAZONGOLO CONSTRUCTION	CONSTRUCTION OF NODDENI COMMUNITY HALL IN WARD 5	PWBS	R 2 474 391,70	R 559 610,33	15/11/2021	10/06/2022		GOOD	
BG MAZONGOLO CONSTRUCTION	CONSTRUCTION OF SOPHOLILE COMMUNITY CRECHE IN WARD 9	PWBS	R 1 887 228,64	R 489 762,24	15/11/2021	10/06/2022		GOOD	
KHWEZI AND SAMKELO PTY LTD	RENOVATION OF MANGWANEH COMMUNITY HALL	PWBS	R 293 969,50		16/11/2021	28/02/2022		N/A	
KHWEZI AND SAMKELO PTY LTD	RENOVATION OF MAHWAQA COMMUNITY HALL	PWBS	R 375 589,50	R 274 070,25	16/11/2021	28/02/2022		GOOD	
KHWEZI AND SAMKELO PTY LTD	RENOVATION OF NGIDWINI COMMUNITY HALL	PWBS	R 405 669,00		16/11/2021	28/02/2022		N/A	
NGENZEKILE CONSTRUCTION AND PROJECTS	RENOVATION OF CREIGHTON MAIN BUILDING	PWBS	R 384 604,00		16/11/2021	28/02/2022		N/A	

Prepared by: N. Xaba

Signature: 

Date: 07/01/2022

Reviewed by: N. Holwe

Signature: 

Date: 10/01/2022



Sl. No.	Contract No.	Contract Title	Contract Description	Contract Value (INR Lakhs)	Contract Start Date	Contract End Date	Contract Duration (Months)	Contract Extension Value	Contract Extension Months	Comments
248	PMMS-00001708	SERVICE LEVEL AGREEMENT	TECHNICAL & INFRASTRUCTURE SERVICES	88.89	10/01/2023	10/01/2023	36	0	0	
249	PMMS-00001710	SERVICE LEVEL AGREEMENT	TECHNICAL & INFRASTRUCTURE SERVICES	137.25	10/01/2023	10/01/2023	36	0	0	
250	PMMS-00001721	SERVICE LEVEL AGREEMENT	TECHNICAL & INFRASTRUCTURE SERVICES	5.74	01/04/2023	01/04/2023	3	0	0	
312	PMMS-00001729	SERVICE LEVEL AGREEMENT	TECHNICAL & INFRASTRUCTURE SERVICES	268.88	04/05/2023	04/05/2023	3	0	0	
313	PMMS-00001730	SERVICE LEVEL AGREEMENT	TECHNICAL & INFRASTRUCTURE SERVICES	207.00	01/04/2023	01/04/2023	36	0	0	
314	PMMS-00001731	SERVICE LEVEL AGREEMENT	TECHNICAL & INFRASTRUCTURE SERVICES	155.83	01/04/2023	01/04/2023	36	0	0	
315	PMMS-00001732	SERVICE LEVEL AGREEMENT	TECHNICAL & INFRASTRUCTURE SERVICES	58.50	01/04/2023	01/04/2023	12	0	0	
316	PMMS-00001733	SERVICE LEVEL AGREEMENT	TECHNICAL & INFRASTRUCTURE SERVICES	54.50	01/04/2023	01/04/2023	12	0	0	
317	PMMS-00001734	SERVICE LEVEL AGREEMENT	TECHNICAL & INFRASTRUCTURE SERVICES	58.50	01/04/2023	01/04/2023	12	0	0	
318	PMMS-00001735	SERVICE LEVEL AGREEMENT	TECHNICAL & INFRASTRUCTURE SERVICES	138.30	01/04/2023	01/04/2023	12	0	0	
319	PMMS-00001736	SERVICE LEVEL AGREEMENT	TECHNICAL & INFRASTRUCTURE SERVICES	194.63	01/04/2023	01/04/2023	6	0	0	
320	PMMS-00001737	SERVICE LEVEL AGREEMENT	TECHNICAL & INFRASTRUCTURE SERVICES	188.08	01/04/2023	01/04/2023	6	0	0	
321	PMMS-00001738	SERVICE LEVEL AGREEMENT	TECHNICAL & INFRASTRUCTURE SERVICES	130.53	01/04/2023	01/04/2023	6	0	0	
322	PMMS-00001739	SERVICE LEVEL AGREEMENT	TECHNICAL & INFRASTRUCTURE SERVICES	49.18	01/04/2023	01/04/2023	6	0	0	
323	PMMS-00001740	SERVICE LEVEL AGREEMENT	TECHNICAL & INFRASTRUCTURE SERVICES	131.87	01/04/2023	01/04/2023	6	0	0	
324	PMMS-00001741	SERVICE LEVEL AGREEMENT	TECHNICAL & INFRASTRUCTURE SERVICES	130.53	01/04/2023	01/04/2023	6	0	0	



REPORT ON FLEET MANAGEMENT FOR MONTH ENDING DECEMBER 2021

AUTHOR: Chief financial officer

(File Ref : ) Finance Department

1<sup>st</sup> Level: Manco

2<sup>nd</sup> level: FINANCE

3<sup>rd</sup> level: EXCO

4<sup>th</sup> level: COUNCIL

1. PURPOSE

To inform the Committees and Council about fleet management of the municipality

2. LEGAL/STATUTORY REQUIREMENTS

Municipal Systems Act 32 of 2000, Municipal Fleet Management Policy & MIFMA

3. BACKGROUND AND REASONING

- Fuel consumption constant
- Two tractors for PWBS were added in our fleet, the registration numbers are NIP 2982 & NIP 2983

4. FINANCIAL IMPLICATIONS:

Refer to annexures

5. Annexure

- A. Tyres information
- B. Excessive repairs information
- C. Accident information
- D. Cost analysis

0000773

6. RISKS

- Vehicle abuse, Accidents, Car theft

7. MANAGEMENT OF RISKS

- Trip Authorization forms
- Insurance
- Management Reports
- Trackers Reports

8. RECOMMENDATIONS

- That Council and Committees to note this report

**ANNEXURE A**

**TYRES INFORMATION**

<b>REGISTRATION NUMBER</b>	<b>VEHICLE MAKE</b>	<b>DESCRIPTION</b>	<b>TOTAL AMOUNT</b>
NIP 665	TOYOTA S/C	ONE NEW TYRE	R2253.10
NIP 698	ISUZU S/C	TWO NEW TYRES	R4102.70
NIP 1659	TLB	ONE NEW TYRE	R6500.66
NIP 1809	REFUSE TRUCK	ONE NEW TYRE	R6437.13
NIP 2186	ISUZU S/C	ONE NEW TYRE	R2460.10
NIP 2348	VW CRAFTER	TWO NEW TYRES	R4677.39

**TOTAL: R26,431.08**

**ANNEXURE B**

**REPAIRS INFORMATION**

<b>REGISTRATION NUMBER</b>	<b>VEHICLE MAKE</b>	<b>DESCRIPTION</b>	<b>TOTAL AMOUNT</b>
NIP 1370	ISUZU S/C	PROPSHAFT, WINDOW MECHANISM AND WINDOW SWITCH	R13,987.90
NIP 2337	COROLLA	MAJOR SERVICE & AIRCON REPLACEMENT	R17,226.55
NIP 2348	VW CRAFTER	MAJOR SERVICE, COF, SLIDING DOOR REPAIRS & WHEEL RIMS	R19,652.78

**TOTAL: R50,867.23**

ANNEXURE C

ACCIDENT INFORMATION

DECEMBER 2021.

ACCIDENT TO VEHICLE:	DATE	VEHICLE	REPORTED YES/NO
	30 NOVEMBER 2021	NUD 3533	YES
		-	-
		-	-

COST ANALYSIS  
ANNEXURE D

PUBLIC WORKS AND BASIC SERVICES

VEHICLES	MAKE & MODEL	DISTANCE/ KM	FUEL COSTS	FUEL IN LITRES	REPAIRS	SERVICE	TYRES	TOLLGATES	OIL	FEES
NIP 521	REFUSE TRUCK	888	4440.20	256.58	-	-	699.26	-	-	158.74
NIP 606	TRACTOR	-	-	-	-	-	-	-	-	133.26
NIP 665	S/C TOYOTA	1680	3334.30	173.20	-	-	2253.10	-	-	154.54
NIP 698	S/C ISUZU	3901	6143.80	318.86	1849.99	-	4102.70	-	49.00	194.29
NIP 841	D/C ISUZU	3047	6001.51	310.64	-	-	80.50	-	-	168.25
NIP 1354	S/C TOYOTA	2828	6120.87	321.68	-	-	-	-	-	163.80
NIP 1370	S/C ISUZU	2230	4542.02	239.07	13987.90	-	-	-	-	171.35
NIP 1611	TRACTOR	11 HRS	941.17	51.15	-	-	-	-	-	138.30
NIP 1659	TLB	50 HRS	3200.28	169.76	-	-	6500.66	-	-	150.62
NIP 1703	REFUSE TRUCK	141 HRS	12534.49	641.15	1325.95	51.75	501.85	-	-	173.32
NIP 1721	SDLG GRADER	-	-	-	-	-	-	-	-	133.26
NIP 1802	TRACTOR	5490	3661.04	194.21	-	-	-	-	-	144.43
NIP 1809	REFUSE TRUCK	58 HRS	25888.26	1358.70	-	-	6437.13	-	-	179.74
NIP 2015	S/C ISUZU	2232	3669.29	189.83	-	-	-	-	-	148.90
NIP 2016	S/C ISUZU	974	1982.82	103.53	-	-	-	-	90.00	147.93
NIP 2017	D/C ISUZU	-	-	-	-	-	-	-	-	133.26
NIP 2398	UD TRUCK TIPPER	-	-	-	-	-	-	-	-	133.26
NIP 2399	UD TRUCK TIPPER	-	-	-	-	-	-	-	-	133.26
NIP 2400	UD TRUCK WATER TANK	841	7006.42	361.69	-	-	-	-	-	146.46
NIP 2402	UD TRUCK LOWBED	1805	19142.95	991.51	-	-	-	90.00	-	167.31
NIP 2940	S/C ISUZU	1522	3197.97	169.63	345.00	-	-	-	-	157.77
NIP 2941	S/C ISUZU	-	-	-	-	-	-	-	-	133.26
NIP 2956	BOMAG ROLLER	169	2751.85	143.69	-	-	-	-	-	139.40
NIP 2964	UD TRUCK SKIP	-	-	-	-	-	-	-	-	139.40
NIP 2982	TRACTOR	587	5294.03	276.09	-	-	-	-	-	158.83
NIP 2983	TRACTOR	45	1503.33	78.50	-	-	-	-	-	136.64
NIX 11791	ISUZU TRUCK TIPPER	1565	7941.02	414.09	-	-	-	-	-	151.50

0000177

**COMMUNITY SERVICES DEPARTMENT**

VEHICLES	MAKE & MODEL	DISTANCE/ KM	FUEL COSTS	FUEL IN LITRES	REPAIRS	SERVICE	TYRES	TOLLGATES	OIL	FEES
NIP 1042	D/C ISUZU	1957	3611.34	190.52	-	-	-	26.00	-	157.82
NIP 1367	D/C ISUZU				-	-	-	-		
NIP 1398	CHEV CRUZE	1977	2526.93	128.03	-	-	-	26.00	34.00	161.65
NIP 1605	D/C TOYOTA	5503	9517.24	489.33	-	-	-	-	-	170.34
NIP 1880	S/C TOYOTA	1492	3379.97	172.89	-	-	-	-	-	153.20
NIP 1903	S/C ISUZU	306	1004.65	52.46	-	-	-	-	-	138.34
NIP 2186	S/C ISUZU	5172	9717.51	501.34	-	5075.49	2460.10	-	-	183.99
NIP 362	FORD RANGER	1471	4836.07	256.08	-	-	-	-	-	154.08
NIP 2345	D/C NISSAN	2722	6032.85	310.11	785.72	6544.71	-	-	80.00	186.14
NIP 2338	COROLLA	4397	7684.97	388.05	-	-	-	-	-	7684.97
NIP 2339	TOYOTA AVANZA	921	1440.03	72.37	3031.81	-	80.50	-	-	153.91
NIP 2341	D/C NISSAN	2764	4755.14	250.95	-	-	-	-	-	154.03
NIP 2343	S/C NISSAN	1547	2608.86	137.42	-	6844.00	-	26.00	-	161.38
NIP 2344	D/C NISSAN	1497	4960.23	261.82	3985.90	-	-	13.00	-	165.53
NIP 2403	UD TRUCK ANIMAL TRUCK	2603	16555.47	868.13	4485.69	14453.57	-	-	-	181.67
NIP 2657	ISUZU FIRE TRUCK	99	1250.22	63.95	-	-	-	-	-	138.49
NIP 2915	D/C ISUZU	7433	15422.15	797.23	5432.09	-	-	26.00	-	213.01
NIP 2917	D/C ISUZU	2830	6615.12	338.37	3448.05	-	198.00	26.00	300.00	193.34
NIP 2922	E/C ISUZU	1299	3306.30	170.85	-	-	-	-	-	153.15
NIP 2923	D/C ISUZU	4265	8448.35	438.58	1150.00	-	-	-	-	174.86
NIP 2939	S/C ISUZU	118	886.11	46.12	-	-	-	-	285.83	147.38
NIP 2954	D/C ISUZU	3492	8173.21	422.98	-	-	-	26.00	-	178.48
NIP 2955	D/C ISUZU	7078	13240.98	679.25	3333.05	-	80.50	-	-	219.38
NUD 3552	S/C ISUZU	4487	8800.32	461.25	-	-	-	-	-	169.90
NUD 3533	S/C ISUZU	3654	6939.38	364.86	-	-	-	-	-	164.30
NUD 3544	TOYOTA LAND CRUISER	690	2461.93	125.93	-	-	-	-	-	-

0000778

**CORPORATE SERVICES DEPARTMENT**

VEHICLES	MAKE & MODEL	DISTANCE/ KM	FUEL COSTS	FUEL IN LITRES	REPAIRS	SERVICE	TYRES	TOLLGATES	OIL	FEES
NIP 2137	CHEV CRUZE	2055	3742.71	191.66	2500.00	-	-	39.00	47.99	177.39
NIP 1869	S/C ISUZU	2417	4598.25	242.71	-	-	-	26.00	-	167.23
NIP 2337	COROLLA	4575	9087.87	461.39	17226.55	3949.46	299.00	117.00	60.00	281.59

**EXECUTIVE AND COUNCIL**

VEHICLES	MAKE & MODEL	DISTANCE/ KM	FUEL COSTS	FUEL IN LITRES	REPAIRS	SERVICE	TYRES	TOLLGATES	OIL	FEES
NIP 1704	TOYOTA AVANZA	3317	5228.72	263.94	-	-	-	26.00	60.00	185.66
NIP 2348	VW BUS	2631	6299.47	323.54	19652.78	655.50	4677.39	116.00	100.00	220.06

**POOL VEHICLES**

VEHICLES	MAKE & MODEL	DISTANCE/ KM	FUEL COSTS	FUEL IN LITRES	REPAIRS	SERVICE	TYRES	TOLLGATES	OIL	FEES
NIP 700	CHEV. CORSA	520	991.50	50.00	4441.30	-	-	-	-	145.50
NIP 629	JEEP	-	-	-	-	-	-	-	-	133.26
NIP 1604	MERCEDES	-	-	-	-	-	-	-	-	133.26

**BUDGET AND TREASURY OFFICE**

VEHICLES	MAKE & MODEL	DISTANCE/ KM	FUEL COSTS	FUEL IN LITRES	REPAIRS	SERVICE	TYRES	TOLLGATES	OIL	FEES
NIP 1421	TOYOTA AVANZA	3575	5412.76	273.59	-	-	-	-	-	172.31
NIP 2187	S/C ISUZU	1635	3318.10	171.43	-	-	-	26.00	-	170.56

**PLANNING AND DEVELOPMENT SERVICES**

VEHICLES	MAKE & MODEL	DISTANCE/ KM	FUEL COSTS	FUEL IN LITRES	REPAIRS	SERVICE	TYRES	TOLLGATES	OIL	FEES
NIP 1362	S/C ISUZU	1161	2208.15	112.95	-	-	-	-	-	143.54
NIP 2342	D/C NISSAN	1201	2298.90	120.03	-	-	-	-	-	143.60

<b>TOTAL</b>		<b>122665 KM &amp; 260 HRS</b>	<b>326,659.38</b>		<b>86,981.78</b>	<b>37,574.48</b>	<b>28,370.69</b>	<b>609.00</b>	<b>1,106.82</b>	<b>17,724.38</b>
--------------	--	------------------------------------	-------------------	--	------------------	------------------	------------------	---------------	-----------------	------------------

0000179