



*A Better Place for All*

Main Street  
Creighton, 3263

P.O Box 62

Creighton 3263

Phone: +27 39 833 1038

Fax: +27 39 833 1179

Email: [mailbox@ndz.gov.za](mailto:mailbox@ndz.gov.za)

[www.ndz.gov.za](http://www.ndz.gov.za)

# **DR NKOSAZANA DLAMINI ZUMA LOCAL MUNICIPALITY'S FINANCE COMMITTEE AGENDA PACK**

**DATE: FRIDAY 12<sup>TH</sup> DECEMBER 2025**

**TIME: 12H00**

**VENUE: VIRTUAL**

# FINANCE COMMITTEE MEETING

## NOTICE OF A FINANCE COMMITTEE MEETING

Dear Members/Ngiyabingelela Malunga

## MEETING OF A FINANCE COMMITTEE

Notice is hereby given in terms of the Municipal Finance Management Act, No. 56 of 2003, that a **Finance Committee Meeting of Dr. Nkosazana Dlamini-Zuma Local Municipality will be held Virtual, Through Microsoft Teams on Friday, 12<sup>th</sup> December 2025 at 12:00 a.m.** for the purpose of considering the items as contained in the attached agenda.

Isaziso somhlangano ngokomthetho wamashumi amahlanu nesithupha (56) olawula ukuphathwa kwezimali (Municipal Finance Management Act No. 56 of 2003) kuzokuba nomhlangano wekomidi **lokuPhathwa kweZimali zoMkhandlu** we Dr. Nkosazana Dlamini-Zuma Municipality ozothanyelwa ngobuxhakaxhaka bezokuchwepheshe **ngoLwesihlanu lomhla ziyishumi nambili (12) kuZibandlela 2025 ngehora leshumi nambili ekuseni** ukuze kubukwe lezizindaba eziqukethwe yile agenda.

Ozithobayo

  
 Mr P.S. Msomi  
 Chairperson



# INDEX

ITEM NO.	ITEMS	Reports	Responsibility	Page No.
01.	Opening: Moment of Reflection		Chairperson	
02.	Notice of the Meeting		MM/CFO	
03.	Application For Leave of Absence		Chairperson	
04.	Acceptance of the Agenda		Chairperson	
05.	Declaration of Interest		Chairperson	
06.	Official Announcements		Chairperson	
07.	Presentations		Chairperson	
08.	Confirmation of minutes for the previous meeting held on the: <ul style="list-style-type: none"> <li>14<sup>th</sup> November 2025</li> </ul>		Chairperson	
09.	<ul style="list-style-type: none"> <li>a. Preliminary in the year Monthly Monitoring Report as at 30<sup>th</sup> November 2025</li> <li>b. Section 71 Report as at 30<sup>th</sup> November 2025</li> <li>c. Cash Coverage ratio as at 30<sup>th</sup> November 2025</li> <li>d. Investment register as at 30<sup>th</sup> November 2025</li> </ul>		CFO  CFO  CFO  CFO  CFO	

	<p>e. Grant Register as at 30<sup>th</sup> November 2025</p> <p>f. Schedule C Report as at 30<sup>th</sup> November 2025</p> <p>g. Quality Certificate as at 30<sup>th</sup> November 2025</p> <p>h. Payroll Reconciliation as at 30<sup>th</sup> November 2025</p> <p>i. Expenditure Management Report as at 30<sup>th</sup> November 2025</p> <p>j. Asset Management Report as at 30<sup>th</sup> November 2025</p> <p>k. Debtors Report as at 30<sup>th</sup> November 2025</p> <p>l. Debtors Collection Report as at 30<sup>th</sup> November 2025</p> <p>m. Debtors Age Analysis as at 30<sup>th</sup> November 2025</p> <p>n. Revenue Enhancement Strategy as at 30<sup>th</sup> November 2025</p> <p>o. Fleet Management Report as at 30<sup>th</sup> November 2025</p> <p>p. Covering Letter from SCM as at 30<sup>th</sup> November 2025</p> <p>q. Supply Chain Management Report as at 30<sup>th</sup> November 2025</p> <p>r. Procurement Progress Report as at 30<sup>th</sup> November 2025</p> <p>s. Contract Management Report as at 30<sup>th</sup> November 2025</p>		<p>CFO</p> <p>CFO</p> <p>CFO</p> <p>CFO</p> <p>CFO</p> <p>CFO</p> <p>CFO</p> <p>CFO</p> <p>CFO</p> <p>CFO</p> <p>CFO</p> <p>CFO</p> <p>CFO</p>	
--	---	--	--	--

10.	<p>t. Contract Register as at 30<sup>th</sup> November 2025</p> <p>u. PWBS Projects Programme as at 30<sup>th</sup> November 2025</p> <p><b>Matters arising from the previous minutes/reports</b></p>		<p>CFO</p> <p>CFO</p> <p>Committee members</p>	
11.	<b>Closure</b>		Chairperson	

**FILE NO:3/2/8/2**

**MINUTES OF DR. NDZ MUNICIPALITY FINANCE COMMITTEE MEETING HELD  
ON THE 14<sup>TH</sup> NOVEMBER 2025 AT 10:00 AM AT THE MUNICIPAL COUNCIL  
CHAMBER**

<b>Present:</b>	<b>Cllrs</b>	<b>P.S. Msomi</b>	<b>Chairperson</b>
		<b>B.B Ntshiza</b>	<b>Committee Member</b>
		<b>D.R. Ngcamu</b>	<b>Committee Member</b>
		<b>N.C. Dlamini</b>	<b>Committee Member</b>
<b>Merrs</b>		<b>P. Mtungwa</b>	<b>CFO</b>
		<b>N. Wela</b>	<b>Deputy CFO</b>
		<b>S.V. Mngadi</b>	<b>Senior Manager PWBS</b>
		<b>H. Taylor</b>	<b>Manager Assets</b>
<b>Mesdames</b>		<b>O.B. Mdaweni</b>	<b>Senior Committee Officer</b>

<b>ITEMS</b>	<b>MINUTES</b>	<b>ACTION &amp; TIMEFRAME</b>
<b>01.</b>	<p><b><u>OPENING: MOMENT OF REFLECTION:</u></b></p> <p>The Chairperson welcomed all members present and thanked them for attending the meeting. She then requested Cllr. N.C. Dlamini to open the meeting with a prayer.</p>	
<b>02.</b>	<p><b><u>NOTICE OF THE MEETING</u></b></p> <p>The CFO read the Notice of the meeting.</p>	
<b>03.</b>	<p><b><u>APPLICATION FOR LEAVE OF ABSENCE:</u></b></p> <ul style="list-style-type: none"> <li>▪ Mr. N.C. Vezi - attended SALGA programmes</li> <li>▪ Ms Mchunu - attended SALGA programmes</li> <li>▪ Mr. J. Sondezi - attended CCMA matters</li> <li>▪ Mr. S.A. Radebe - Study Leave</li> <li>▪ Ms. N. Holiwe - fell from the park home steps</li> <li>▪ The Mayor was worried about the negligence from the municipality as in the previous corporate support services</li> </ul>	



a. **Preliminary in the year Monthly Monitoring Report as at 31<sup>st</sup> October 2025.**

The CFO presented the above report as it formed part of the agenda.

He informed the committee that the purpose of this report was to comply with section 71 of the Municipal Finance Management Act (MFMA) and the requirements as promulgated in the Government Gazette No 32141 of 17 April 2009. To ensure good governance, financial viability and optimal institutional transformation with capacity to execute its mandate.”

Section 71 of the MFMA and in terms of Section 28 of the Government Notice 32141 dated 17 April 2009, regarding the “Local Government: Municipal Finance Management Act 56 of 2003, Municipal Budget and Reporting Regulations” necessitates that specific financial particular be reported on and in the format prescribed, hence this report to meet legislative compliance.

Section 71(1) The accounting officer of a municipality must by no later than 10 working days after the end of each month submit to the mayor of the municipality and the relevant treasury a statement in the prescribed format on the state of the municipality’s budget reflecting the following particulars for the month and for the financial year up to the end of that month: ...”.

Section 28 of government notice: The monthly budget statement of a municipality must be in the format specified in Schedule C and include all the required tables, charts and explanatory information, taking into account any guidelines issued by the Minister in terms of section 168(1) of the Act.”

**RECOMMENDATIONS**

It is therefore recommended that:

1. The report be noted
2. That, in compliance with, Section 71; Section 66 of the MFMA and in terms of Government Notice 32141 dated 17 April 2009, regarding the “Local Government: Municipal Finance Management Act 2003 Municipal Budget and Reporting Regulations” the preliminary financial results regarding the operating and capital budgets for 2025/2026 financial year, and supporting documents as required by National Treasury (Schedule C) be submitted to Full Council Committee.

	<p>3. In order to comply with Section 31(1) of the Government Gazette No 32141 of 17 April 2009 this report be submitted to the National Treasury and the relevant Provincial Treasury.</p> <p>The committee noted the report.</p> <p><b>b. Section 71 Report as at 31<sup>st</sup> October 2025</b></p> <p>The CFO presented the above report as it formed part of the agenda.</p> <p>The allocation received for the financial year 2025/2026 as the table with grant names was attached on the agenda for information.</p> <p>The committee noted the report</p> <p><b>c. Cash Coverage ratio as at 31<sup>st</sup> October 2025</b></p> <p>The calculation of Cash Coverage Ratio for 2025/2026 was to indicate the municipality to meet at least its monthly fixed commitments without collecting any additional revenue during that month.</p> <p>The committee noted the report</p> <p>The CFO presented the above report as it formed part of the agenda.</p> <p><b>d. Investment register as at 31<sup>st</sup> October 2025</b></p> <p>The CFO presented the above report as it formed part of the agenda.</p> <p>The municipality's investment register for 2025/2026 as at 31<sup>st</sup> October 2025 was attached on the agenda for information.</p> <p>The committee noted the report.</p> <p><b>e. Grant Register as at 31<sup>st</sup> October 2025</b></p> <p>The CFO presented the above report as it formed part of the agenda.</p> <p>Grant summary as at 31<sup>st</sup> October 2025 was attached on the agenda for information.</p> <p>The committee noted the report.</p> <p><b>f. Schedule C Report as at 31<sup>st</sup> October 2025</b></p>	
--	---	--

	<p>The CFO presented the above report as it formed part of the agenda.</p> <p>The municipal in the year reports and supporting tables was attached on the agenda for information.</p> <p>The committee noted the report.</p> <p><b>g. Quality Certificate as at 31<sup>st</sup> October 2025</b></p> <p>The CFO presented the above report as it formed part of the agenda.</p> <p>A quality certificate was satisfied and signed by the Municipal Manager for the accreditation of the report.</p> <p>The committee noted the report.</p> <p><b>h. Payroll Reconciliation as at 31<sup>st</sup> October 2025</b></p> <p>The CFO presented the above report as it formed part of the agenda.</p> <p>The payroll reconciliation table was attached on the agenda for information.</p> <p>The committee noted the report.</p> <p><b>i. Expenditure Management Report as at 31<sup>st</sup> October 2025</b></p> <p>The CFO presented the above report as it formed part of the agenda.</p> <p>A list of payments made were attached on the agenda for information.</p> <p>The committee noted the report.</p> <p><b>j. Asset Management Report as at 31<sup>st</sup> October 2025</b></p> <p>The CFO presented the above report as it formed part of the agenda.</p> <p>He informed the committee that the purpose of the report was to inform them on the Asset management status and activities.</p> <p>Dr Nkosazana Dlamini-Zuma Local Municipality is required to ensure the effective and efficient control, utilization, safeguarding and management of Dr Nkosazana Dlamini Zuma Local Municipality's movable and immovable assets and to ensure</p>	
--	---	--



	<p>proper recording of assets from authorisation to acquisition and subsequent disposal.</p> <p>The committee noted the report.</p> <p><b>k. Report on Auction of Municipal Assets</b></p> <p>The CFO presented the above report as it formed part of the agenda.</p> <p>He informed the committee that the purpose of the report was to inform the committee on the auction of municipal assets.</p> <ul style="list-style-type: none"> <li>• On the 29<sup>th</sup> August 2025, there was an action of municipal assets that had been approved by council to be disposed of. The carrying value of these assets was zero.</li> <li>• The profits acquired from the auction amounted to R 1 135 909.74</li> </ul> <p>The committee noted the report.</p> <p><b>l. Debtors Report as at 31<sup>st</sup> October 2025</b></p> <p>The CFO presented the above report as it formed part of the agenda.</p> <p>He informed the committee that the purpose of the report was to inform the committee on the revenue and debtors' management. He further stated that Dr Nkosazana Dlamini Zuma Municipality council must ensure that all money which is due and payable to the council is collected and for this purpose has adopted the credit control policy and debt collected policy consistent with its tariffs and complying with the provisions of the relevant legislation.</p> <p>The committee noted the report.</p> <p><b>m. Debt Collection Report as at 31<sup>st</sup> October 2025</b></p> <p>The CFO presented the above report as it formed part of the agenda.</p> <p>A debt collection report was attached on the agenda for information.</p> <p>The committee noted the report.</p> <p><b>n. Debtors Age Analysis as at 31<sup>st</sup> October 2025</b></p> <p>The CFO presented the above report as it formed part of the agenda.</p>	
--	--	--

	<p>He informed the committee that the table for age analysis of debtors as at 31<sup>st</sup> October 2025, indicating the municipality's exposure across revenue streams by source i.e. service charges, rental income, sundry accounts, rates, and traffic fines and by customer group. The table was attached on the agenda for information.</p> <p>The committee noted the report.</p> <p><b>o. Revenue Enhancement Strategy as at 31<sup>st</sup> October 2025</b></p> <p>The CFO presented the above report as it formed part of the agenda.</p> <p>The revenue enhancement strategy report was attached on the agenda for information.</p> <p>The committee noted the report.</p> <p><b>p. Fleet Management Report as at 31<sup>st</sup> October 2025</b></p> <p>The CFO presented the above report as it formed part of the agenda.</p> <p>He informed the committee that the purpose of the report was to inform the committee about fleet management of the municipality. He stated that the fleet management purpose was to oversee and coordinate the operation of a fleet of vehicles, ensuring they are used efficiently, safely and cost effectively.</p> <ul style="list-style-type: none"> <li>- About 7 vehicles from PWBS that were not used in the month of October which includes the construction plant and equipment.</li> <li>- 4 vehicles which are Hyundai TLB, Fuso truck, Isuzu fire engine and UD truck library were gone for repairs.</li> </ul> <p>The committee noted the report.</p> <p><b>q. Covering Letter from SM as at 31<sup>st</sup> October 2025</b></p> <p>The CFO presented the above report as it formed part of the agenda.</p> <p>He informed the committee that the purpose of the report was to present the Implementation of the Supply chain management policy on purchases made by the municipality for the month ended 31 October 2025.</p> <p>The committee noted the report.</p>	
--	--	--

	<p><b>r. Supply Chain Management Report as at 31<sup>st</sup> October 2025</b></p> <p>The CFO presented the above report as it formed part of the agenda.</p> <p>The report for the above item was attached on the agenda for information.</p> <p>The committee noted the report.</p> <p><b>s. Procurement progress Report as at 31<sup>st</sup> October 2025</b></p> <p>The CFO presented the above report as it formed part of the agenda.</p> <p>The report for the above item was attached on the agenda for information.</p> <p>The committee noted the report.</p> <p><b>t. Contract Management Report as at 31<sup>st</sup> October 2025</b></p> <p>The CFO presented the above report as it formed part of the agenda.</p> <p>The report for the above item was attached on the agenda for information.</p> <p>The committee noted the report.</p> <p><b>u. Contract Register as at 31<sup>st</sup> October 2025</b></p> <p>The CFO presented the above report as it formed part of the agenda.</p> <p>The report for the above item was attached on the agenda for information.</p> <p>The committee noted the report.</p> <p><b>a. Comments from Members.</b></p> <p>The committee agreed with the CFO that a column should be included at the bottom to accommodate” the Matters Arising from the previous minutes /reports. They further agreed that a detailed report on the Municipal Animal Pound should be given to the finance committee for information. They also agreed that the committee should visit the project to play an oversight however agreed that a report should be shared in the finance committee group for information.</p>	
--	--	--

	<p>The Mayor highlighted on the five year plan arrangement and suggested that it was better to implement it at the beginning of the new Council term so that the Council can be able to monitor it. She further stated that if the arrangement is done now it might be difficult for the new Council to monitor the progress as they were not part of the arrangement. Councillor Ngcamu commended the report and highlighted on the profits acquired from the auction amounted to R 1 135 909.74 and sought clarity on how do the municipality do about it if the budget had been adopted or do the municipality saves it under the investments.</p> <p>Councillor Ntshiza highlighted on the bus shelters and stated that the committee requested progress on the project. He further highlighted on the Nkelabantwana Hall as the assessment was done and sought clarity as to how far was the progress. He was comfortable with the progress for other projects. He further commended the Glenmaize Community Hall as the service provider had done a good job with a limited time frame. He further highlighted on the projects that have a budget but reflected as 0% spending and sought clarity on the matter.</p> <p><b>Responses from Management</b></p> <p>The CFO clarified that the management also requested for the animal pound shed report but they will meet on the 17<sup>th</sup> November 2025 to look at the report. He further noted the issue of the park home slippery steps and stated that the relevant department will attend to the matter. The Senior Manager PWBS clarified that there was a procurement plan which gives the project status and is updated on monthly basis. He further stated that the budget is a working document which allows to be adjusted at certain times. He explained that the bus shelters are at the final stage with a good progress.</p> <p>The committee noted all reports</p> <p><b>Proposed by Cllr. B.B. Ntshiza</b> <b>Ngcamu</b></p> <p><b>Seconded by Cllr. D.R.</b></p>	
<b>09.</b>	<p><b>Closure:</b> The Chairperson thanked all members for attending the meeting and further thanked them for contributions in the meeting. With nothing further to discuss the meeting was adjourned at 12:30 p.m.</p>	

-----  
**Approved by: Cllr. P.S. Msomi**  
**Chairperson**

-----  
**Date**

## REPORT TO THE DR NKOSAZANA DLAMINI ZUMA MUNICIPAL COUNCIL




---

Author : Chief Financial Officer

1<sup>st</sup> Level – Finance Portfolio Committee

2<sup>nd</sup> Level – Executive Committee

3<sup>rd</sup> Level – Municipal Council

**SUBJECT: PRELIMINARY MONTHLY IN YEAR MONITORING FINANCIAL REPORT  
FOR THE MONTH ENDED 30 NOVEMBER 2025.**

### 1.1 PURPOSE

The purpose of this report is to comply with section 71 of the Municipal Finance Management Act (MFMA) and the requirements as promulgated in the Government Gazette No 32141 of 17 April 2009.

### 1.2 STRATEGIC OBJECTIVE

To ensure good governance, financial viability and optimal institutional transformation with capacity to execute its mandate.”

### 1.3 BACKGROUND

Section 71 of the MFMA and in terms of Section 28 of the Government Notice 32141 dated 17 April 2009, regarding the “Local Government: Municipal Finance Management Act 56 of 2003, Municipal Budget and Reporting Regulations” necessitates that specific financial particular be reported on and in the format prescribed, hence this report to meet legislative compliance.

Section 71(1) The accounting officer of a municipality must by no later than 10 working days after the end of each month submit to the mayor of the municipality and the relevant treasury a statement in the prescribed format on the state of the municipality’s budget reflecting the following particulars for the month and for the financial year up to the end of that month: ...”.

**“Section 28 of government notice:** The monthly budget statement of a municipality must be in the format specified in Schedule C and include all the required tables, charts and explanatory information, taking into account any guidelines issued by the Minister in terms of section 168(1) of the Act.”

For the reporting period ending 30 November 2025 the ten-working day reporting limit will expired on 12 November 2025.

#### **4. ANNAXURES**

##### **PART 1 – FINANCIAL REPORT**

- 4.1 Summary Financial Status – 30 November 2025**
- 4.2 Financial Ratios – 30 November 2025**
- 4.3 Summary Financial Performance Report for The Period Ending – 30 November 2025**
- 4.4 Capital Expenditure – 30 November 2025**
- 4.5 Material Variances – 30 November 2025**

##### **Part 2 – Detailed Financial Information**

- 4.6 Debtors Analysis – 30 November 2025**
- 4.7 Creditors Analysis – 30 November 2025**
- 4.8 Cash and Investments – 30 November 2025**
- 4.9 Conditional Grants – 30 November 2025**
- 4.10 Councilor and Staff Benefits (Sec 66) – 30 November 2025**
- 4.11 Other Supporting Documents – 30 November 2025**
- 4.12 Status on Capital Projects – 30 November 2025**
- 4.13 Monthly Budget Statements – 30 November 2025**
- 4.14 Quality Certificate – 30 November 2025**

## 5. RECOMMENDATIONS

It is therefore recommended that:

1. The report be noted
2. That, in compliance with, Section 71; Section 66 of the MFMA and in terms of Government Notice 32141 dated 17 April 2009, regarding the “Local Government: Municipal Finance Management Act 2003 Municipal Budget and Reporting Regulations” the preliminary financial results regarding the operating and capital budgets for 2025/2026 financial year, and supporting documents as required by National Treasury (Schedule C) be submitted to Full Council Committee.
3. In order to comply with Section 31(1) of the Government Gazette No 32141 of 17 April 2009 this report be submitted to the National Treasury and the relevant Provincial Treasury.

### 4.1 SUMMARY OF FINANCIAL STATUS – 30 NOVEMBER 2025

4.1.1 Surplus as at the end of the period 30 November 2025 is R 18,447,282.22

4.1.2 Capital expenditure as at the of the period 30 November 2025 is R 16,641,252.49

4.1.3 Trade receivables as at the end of the period 30 November 2025 is R132,515,366.21

4.1.4 Cash and cash equivalent as at the end of the period 30 November 2025 is R 144,080,623.24

4.1.5 Total unspent conditional grants as at 30 November 2025 Is R 8,550,373.21

### 4.2 FINANCIAL RATIOS – 30 NOVEMBER 2025

Summary of Financial Performance	Actual Year to Total Budget
Actual Revenue to Budgeted Revenue	40%
Actual Opex to Budgeted Opex	34%
Actual Capex to Budgeted Capex	26%
Employee related cost	34%
Councillors Remuneration	40%
Conditional Grants Expenditure	59%
Debtors Collection	64.7%
Creditors Paid within 30 days	100%



#### **4.3. SUMMARY OF FINANCIAL PERFORMANCE FOR PERIOD ENDING** **30 NOVEMBER 2025**

The below analysis is a high-level assessment based on revenue and expenditure recognised on the Municipal Financial System. It is incumbent on the necessary user business units and user departments to ensure the completeness, Validity and accuracy of the information provided for the purposes of the assessment and bring to the attention of the council any further business units' items, which are fully elaborated below.

The SFP shown in Annexure A, Table C4, is prepared on a similar basis to the prescribed budget format, detailing revenue by source type and expenditure by input type. The summary report indicates the following:

<b>DESCRIPTION</b>	<b>ORIGINAL BUDGET 2025/2026</b>	<b>MONTHLY ACTUALS 30/11/2025</b>	<b>YTD ACTUALS 30/11/2025</b>
Total Revenue	262,516,529.00	6,721,890.33	106,214,300.21
Total Expenditure	(297,684,367.00)	(16,198,575.26)	(101,077,357.42)
<b>Operating Surplus/ (Deficit)</b>	<b>(35,167,838.00)</b>	<b>(9,476,684.93)</b>	<b>5,136,942.79</b>
Transfers recognised – capital	38,868,000.00	2,408,223.11	13,310,339.43
<b>Surplus for the year</b>	<b>3,700,162.00</b>	<b>(7,068,461.82)</b>	<b>18,447,282.22</b>

## Monthly Budget Tables

Table C1 below provides a summary of the overall performance in the Municipality and is unpacked in the sections that follow

KZN436 Dr Nkosazana Dlamini Zuma - Table C1 Monthly Budget Statement Summary - M05 November

Description	2024/25	Budget Year 2025/26							
	Audited Outcome	Original Budget	Adjusted Budget	Monthly Actual	YearTD Actual	YearTD Budget	YTD Variance	YTD Variance	Full Year Forecast
<b>R thousands</b>									
<b>Financial Performance</b>								%	
Property rates	44 315	46 096	46 096	3 950	19 459	19 206	252	1%	46 096
Service charges	4 528	4 861	4 861	408	2 043	2 025	17	1%	4 861
Investment revenue	13 672	16 732	16 732	156	3 971	6 972	(3 000)	-43%	16 732
Transfers and subsidies - Operational	179 345	179 187	179 187	1 846	75 937	74 661	1 276	2%	179 187
Other own revenue	21 558	15 641	15 641	361	4 804	6 517	(1 713)	-26%	15 641
<b>Total Revenue (excluding capital transfers and</b>	<b>263 417</b>	<b>262 517</b>	<b>262 517</b>	<b>6 722</b>	<b>106 214</b>	<b>109 382</b>	<b>(3 168)</b>	<b>-3%</b>	<b>262 517</b>
Employee costs	88 621	104 388	104 388	7 090	35 970	43 495	(7 525)	-17%	104 388
Remuneration of Councillors	12 750	14 499	14 499	1 131	5 754	6 041	(287)	-5%	14 499
Depreciation and amortisation	52 810	54 038	54 038	-	18 235	22 516	(4 280)	-19%	54 038
Interest	2 799	1 240	1 240	0	926	517	410	79%	1 240
Inventory consumed and bulk purchases	4 838	6 627	6 627	224	1 454	2 761	(1 307)	-47%	6 627
Transfers and subsidies	2 357	2 075	2 075	82	411	865	(453)	-52%	2 075
Other expenditure	105 655	114 818	114 818	7 672	38 327	47 836	(9 510)	-20%	114 818
<b>Total Expenditure</b>	<b>269 831</b>	<b>297 684</b>	<b>297 684</b>	<b>16 199</b>	<b>101 077</b>	<b>124 031</b>	<b>(22 953)</b>	<b>-19%</b>	<b>297 684</b>
<b>Surplus/(Deficit)</b>	<b>(6 414)</b>	<b>(35 168)</b>	<b>(35 168)</b>	<b>(9 477)</b>	<b>5 137</b>	<b>(14 649)</b>	<b>19 786</b>	<b>-135%</b>	<b>(35 168)</b>
Transfers and subsidies - capital (monetary allocations)	32 185	38 868	38 868	2 408	13 310	16 195	(2 885)	-18%	38 868
Transfers and subsidies - capital (in-kind)	-	-	-	-	-	-	-	-	-
<b>Surplus/(Deficit) after capital transfers &amp; contributions</b>	<b>25 771</b>	<b>3 700</b>	<b>3 700</b>	<b>(7 068)</b>	<b>18 447</b>	<b>1 546</b>	<b>16 901</b>	<b>1093%</b>	<b>3 700</b>
Share of surplus/ (deficit) of associate	-	-	-	-	-	-	-	-	-
<b>Surplus/ (Deficit) for the year</b>	<b>25 771</b>	<b>3 700</b>	<b>3 700</b>	<b>(7 068)</b>	<b>18 447</b>	<b>1 546</b>	<b>16 901</b>	<b>1093%</b>	<b>3 700</b>
<b>Capital expenditure &amp; funds sources</b>									
<b>Capital expenditure</b>	<b>74 096</b>	<b>62 833</b>	<b>62 833</b>	<b>5 047</b>	<b>16 641</b>	<b>26 180</b>	<b>(9 539)</b>	<b>-36%</b>	<b>62 833</b>
Capital transfers recognised	54	33 798	33 798	2 025	11 574	14 083	(2 508)	-18%	33 798
Borrowing	-	-	-	-	-	-	-	-	-
Internally generated funds	18 635	29 034	29 034	3 022	5 067	12 098	(7 031)	-58%	29 034
<b>Total sources of capital funds</b>	<b>18 689</b>	<b>62 833</b>	<b>62 833</b>	<b>5 047</b>	<b>16 641</b>	<b>26 180</b>	<b>(9 539)</b>	<b>-36%</b>	<b>62 833</b>
<b>Financial position</b>									
Total current assets	200 864	160 934	160 934		218 205				160 934
Total non current assets	536 560	615 740	615 740		589 837				615 740
Total current liabilities	42 761	50 619	50 619		39 716				50 619
Total non current liabilities	26 285	23 347	23 347		26 630				23 347
Community wealth/Equity	723 249	702 708	702 708		723 249				702 708
<b>Cash flows</b>									
Net cash from (used) operating	576 176	56 420	56 420	(4 764)	225 400	23 508	(201 891)	-859%	281 356
Net cash from (used) investing	(78 070)	(72 258)	(72 258)	(3 725)	(17 857)	30 107	47 964	159%	72 258
Net cash from (used) financing	-	-	-	-	-	-	-	-	-
<b>Cash/cash equivalents at the month/year end</b>	<b>784 407</b>	<b>70 039</b>	<b>70 039</b>	<b>-</b>	<b>565 806</b>	<b>139 493</b>	<b>(426 314)</b>	<b>-306%</b>	<b>711 877</b>

**Table C2 provides the statement of financial performance by standard classification****KZN436 Dr Nkosazana Dlamini Zuma - Table C2 Monthly Budget Statement - Financial Performance (functional classification) - M05 November**

Description	Ref	2024/25	Budget Year 2025/26							
		Audited Outcome	Original Budget	Adjusted Budget	Monthly Actual	YearTD Actual	YearTD Budget	YTD Variance	YTD Variance	Full Year Forecast
<b>R thousands</b>										
<b>Revenue - Functional</b>									%	
<i><b>Governance and administration</b></i>		<b>245 418</b>	<b>248 445</b>	<b>248 445</b>	<b>4 350</b>	<b>99 690</b>	<b>103 519</b>	<b>(3 829)</b>	<b>-4%</b>	<b>248 445</b>
Executive and council		—	—	—	—	—	—	—	—	—
Finance and administration		245 418	248 445	248 445	4 350	99 690	103 519	(3 829)	-4%	248 445
Internal audit		—	—	—	—	—	—	—	—	—
<i><b>Community and public safety</b></i>		<b>6 512</b>	<b>6 753</b>	<b>6 753</b>	<b>1 062</b>	<b>2 966</b>	<b>2 814</b>	<b>152</b>	<b>5%</b>	<b>6 753</b>
Community and social services		4 868	4 942	4 942	905	2 257	2 059	198	10%	4 942
Sport and recreation		—	—	—	—	—	—	—	—	—
Public safety		1 644	1 811	1 811	156	708	755	(46)	-6%	1 811
Housing		—	—	—	—	—	—	—	—	—
Health		—	—	—	—	—	—	—	—	—
<i><b>Economic and environmental services</b></i>		<b>33 491</b>	<b>41 325</b>	<b>41 325</b>	<b>3 311</b>	<b>14 826</b>	<b>17 219</b>	<b>(2 392)</b>	<b>-14%</b>	<b>41 325</b>
Planning and development		307	322	322	60	139	134	5	4%	322
Road transport		33 184	41 003	41 003	3 251	14 687	17 085	(2 398)	-14%	41 003
Environmental protection		—	—	—	—	—	—	—	—	—
<i><b>Trading services</b></i>		<b>10 181</b>	<b>4 861</b>	<b>4 861</b>	<b>408</b>	<b>2 043</b>	<b>2 025</b>	<b>17</b>	<b>1%</b>	<b>4 861</b>
Energy sources		4 786	—	—	—	—	—	—	—	—
Water management		—	—	—	—	—	—	—	—	—
Waste water management		—	—	—	—	—	—	—	—	—
Waste management		5 395	4 861	4 861	408	2 043	2 025	17	1%	4 861
<i><b>Other</b></i>	4	—	—	—	—	—	—	—	—	—
<b>Total Revenue - Functional</b>	2	<b>295 602</b>	<b>301 385</b>	<b>301 385</b>	<b>9 130</b>	<b>119 525</b>	<b>125 577</b>	<b>(6 052)</b>	<b>-5%</b>	<b>301 385</b>
<b>Expenditure - Functional</b>										
<i><b>Governance and administration</b></i>		<b>160 102</b>	<b>180 396</b>	<b>180 396</b>	<b>9 006</b>	<b>60 465</b>	<b>75 161</b>	<b>(14 696)</b>	<b>-20%</b>	<b>180 396</b>
Executive and council		28 962	31 746	31 746	2 326	11 388	13 227	(1 839)	-14%	31 746
Finance and administration		128 413	144 732	144 786	6 184	47 853	60 323	(12 471)	-21%	144 786
Internal audit		2 727	3 919	3 865	495	1 224	1 610	(386)	-24%	3 865
<i><b>Community and public safety</b></i>		<b>38 498</b>	<b>43 298</b>	<b>43 298</b>	<b>2 705</b>	<b>14 561</b>	<b>18 041</b>	<b>(3 480)</b>	<b>-19%</b>	<b>43 298</b>
Community and social services		19 959	22 053	22 090	1 236	8 390	9 204	(814)	-9%	22 090
Sport and recreation		173	—	—	14	72	—	72	—	—
Public safety		15 578	20 237	20 199	1 142	5 676	8 416	(2 740)	-33%	20 199
Housing		2 788	1 009	1 009	313	423	420	3	1%	1 009
Health		—	—	—	—	—	—	—	—	—
<i><b>Economic and environmental services</b></i>		<b>51 040</b>	<b>57 993</b>	<b>57 993</b>	<b>3 659</b>	<b>21 716</b>	<b>24 164</b>	<b>(2 447)</b>	<b>-10%</b>	<b>57 993</b>
Planning and development		10 156	24 432	24 432	1 503	6 765	10 180	(3 415)	-34%	24 432
Road transport		40 884	33 560	33 560	2 156	14 951	13 983	968	7%	33 560
Environmental protection		—	—	—	—	—	—	—	—	—
<i><b>Trading services</b></i>		<b>18 414</b>	<b>10 902</b>	<b>10 902</b>	<b>735</b>	<b>3 819</b>	<b>4 542</b>	<b>(724)</b>	<b>-16%</b>	<b>10 902</b>
Energy sources		8 334	—	—	—	—	—	—	—	—
Water management		—	—	—	—	—	—	—	—	—
Waste water management		—	—	—	—	—	—	—	—	—
Waste management		10 079	10 902	10 902	735	3 819	4 542	(724)	-16%	10 902
<i><b>Other</b></i>		<b>1 777</b>	<b>5 095</b>	<b>5 095</b>	<b>94</b>	<b>517</b>	<b>2 123</b>	<b>(1 606)</b>	<b>-76%</b>	<b>5 095</b>
<b>Total Expenditure - Functional</b>	3	<b>269 831</b>	<b>297 684</b>	<b>297 684</b>	<b>16 199</b>	<b>101 077</b>	<b>124 031</b>	<b>(22 953)</b>	<b>-19%</b>	<b>297 684</b>
<b>Surplus/ (Deficit) for the year</b>		<b>25 771</b>	<b>3 700</b>	<b>3 700</b>	<b>(7 068)</b>	<b>18 447</b>	<b>1 546</b>	<b>16 901</b>	<b>1093%</b>	<b>3 700</b>

This table assesses the revenue and expenditure by function, the revenue as at the period ended 30 November 2025 is R 119 million and expenditure is R 101 million. Expenditure by functional classification presents the expenditures by the identified reportable segments. The major driver of this expenditure is the governance and administration function, due to cost of consultants, security services and professional services.

**Table C3 presents the same information as the table above, the difference being that it is by Municipal vote.**

**KZN436 Dr Nkosazana Dlamini Zuma - Table C3 Monthly Budget Statement - Financial Performance (revenue and expenditure by municipal vote) -**

Vote Description	Ref	2024/25	Budget Year 2025/26							
		Audited Outcome	Original Budget	Adjusted Budget	Monthly Actual	YearTD Actual	YearTD Budget	YTD Variance	YTD Variance %	Full Year Forecast
<b>R thousands</b>										
<b>Revenue by Vote</b>	1									
Vote 1 - EXECUTIVE AND COUNCIL		-	-	-	-	-	-	-	-	-
Vote 2 - BUDGET AND TREASURY		245 749	248 386	248 386	4 476	100 084	103 494	(3 411)	-3,3%	248 386
Vote 3 - CORPORATE SERVICES		126	59	59	-	-	25	(25)	-100,0%	59
Vote 4 - COMMUNITY SERVICES		10 618	11 614	11 614	1 379	4 650	4 839	(189)	-3,9%	11 614
Vote 5 - PUBLIC WORKS AND BASIC SERVICES		38 803	41 003	41 003	3 251	14 687	17 085	(2 398)	-14,0%	41 003
Vote 6 - PLANNING AND DEVELOPMNT		306	322	322	24	104	134	(30)	-22,6%	322
Vote 7 - [NAME OF VOTE 7]		-	-	-	-	-	-	-	-	-
Vote 8 - [NAME OF VOTE 8]		-	-	-	-	-	-	-	-	-
Vote 9 - [NAME OF VOTE 9]		-	-	-	-	-	-	-	-	-
Vote 10 - [NAME OF VOTE 10]		-	-	-	-	-	-	-	-	-
Vote 11 - [NAME OF VOTE 11]		-	-	-	-	-	-	-	-	-
Vote 12 - [NAME OF VOTE 12]		-	-	-	-	-	-	-	-	-
Vote 13 - [NAME OF VOTE 13]		-	-	-	-	-	-	-	-	-
Vote 14 - [NAME OF VOTE 14]		-	-	-	-	-	-	-	-	-
Vote 15 - [NAME OF VOTE 15]		-	-	-	-	-	-	-	-	-
<b>Total Revenue by Vote</b>	2	<b>295 602</b>	<b>301 385</b>	<b>301 385</b>	<b>9 130</b>	<b>119 525</b>	<b>125 577</b>	<b>(6 052)</b>	<b>-4,8%</b>	<b>301 385</b>
<b>Expenditure by Vote</b>	1									
Vote 1 - EXECUTIVE AND COUNCIL		31 690	35 665	35 611	2 821	12 613	14 838	(2 225)	-15,0%	35 611
Vote 2 - BUDGET AND TREASURY		87 966	94 656	94 710	3 387	31 268	39 458	(8 190)	-20,8%	94 710
Vote 3 - CORPORATE SERVICES		40 446	49 575	49 575	2 797	16 584	20 656	(4 072)	-19,7%	49 575
Vote 4 - COMMUNITY SERVICES		35 710	42 290	42 290	2 392	14 138	17 621	(3 483)	-19,8%	42 290
Vote 5 - PUBLIC WORKS AND BASIC SERVICES		63 661	56 463	56 463	4 228	23 741	23 526	215	0,9%	56 463
Vote 6 - PLANNING AND DEVELOPMNT		10 358	19 035	19 035	573	2 734	7 931	(5 198)	-65,5%	19 035
Vote 7 - [NAME OF VOTE 7]		-	-	-	-	-	-	-	-	-
Vote 8 - [NAME OF VOTE 8]		-	-	-	-	-	-	-	-	-
Vote 9 - [NAME OF VOTE 9]		-	-	-	-	-	-	-	-	-
Vote 10 - [NAME OF VOTE 10]		-	-	-	-	-	-	-	-	-
Vote 11 - [NAME OF VOTE 11]		-	-	-	-	-	-	-	-	-
Vote 12 - [NAME OF VOTE 12]		-	-	-	-	-	-	-	-	-
Vote 13 - [NAME OF VOTE 13]		-	-	-	-	-	-	-	-	-
Vote 14 - [NAME OF VOTE 14]		-	-	-	-	-	-	-	-	-
Vote 15 - [NAME OF VOTE 15]		-	-	-	-	-	-	-	-	-
<b>Total Expenditure by Vote</b>	2	<b>269 831</b>	<b>297 684</b>	<b>297 684</b>	<b>16 199</b>	<b>101 077</b>	<b>124 031</b>	<b>(22 953)</b>	<b>-18,5%</b>	<b>297 684</b>
<b>Surplus/ (Deficit) for the year</b>	2	<b>25 771</b>	<b>3 700</b>	<b>3 700</b>	<b>(7 068)</b>	<b>18 447</b>	<b>1 546</b>	<b>16 901</b>	<b>1093,2%</b>	<b>3 700</b>

**Table C4 this schedule provides information on the planned revenue and operational expenditures against the actual results for the period ending 30 NOVEMBER 2025.**

**KZN436 Dr Nkosazana Dlamini Zuma - Table C4 Monthly Budget Statement - Financial Performance (revenue and expenditure) - M05 November**

Description	Ref	2024/25	Budget Year 2025/26							
		Audited Outcome	Original Budget	Adjusted Budget	Monthly Actual	YearTD Actual	YearTD Budget	YTD Variance	YTD Variance	Full Year Forecast
<b>R thousands</b>										
<b>Revenue</b>									%	
<b>Exchange Revenue</b>										
Service charges - Electricity		-	-	-	-	-	-	-		-
Service charges - Water		-	-	-	-	-	-	-		-
Service charges - Waste Water Management		-	-	-	-	-	-	-		-
Service charges - Waste management		4 528	4 861	4 861	408	2 043	2 025	17	1%	4 861
Sale of Goods and Rendering of Services		5 294	647	647	71	211	269	(58)	-22%	647
Agency services		605	751	751	61	195	313	(117)	-37%	751
Interest		-	-	-	-	-	-	-		-
Interest earned from Receivables		-	-	-	-	-	-	-		-
Interest earned from Current and Non Current Assets		13 672	16 732	16 732	156	3 971	6 972	(3 000)	-43%	16 732
Dividends		-	-	-	-	-	-	-		-
Rent on Land		-	-	-	-	-	-	-		-
Rental from Fixed Assets		1 885	2 153	2 153	113	588	897	(309)	-34%	2 153
Licence and permits		691	445	445	16	214	185	29	15%	445
Special rating levies		-	-	-	-	-	-	-		-
Operational Revenue		185	825	825	2	58	344	(286)	-83%	825
<b>Non-Exchange Revenue</b>										
Property rates		44 315	46 096	46 096	3 950	19 459	19 206	252	1%	46 096
Surcharges and Taxes		-	-	-	-	-	-	-		-
Fines, penalties and forfeits		911	2 602	2 602	111	1 200	1 084	115	11%	2 602
Licence and permits		-	20	20	-	-	8	(8)	-100%	20
Transfer and subsidies - Operational		179 345	179 187	179 187	1 846	75 937	74 661	1 276	2%	179 187
Interest		9 066	8 198	8 198	(13)	2 337	3 416	(1 079)	-32%	8 198
Fuel Levy		-	-	-	-	-	-	-		-
Operational Revenue		-	-	-	-	-	-	-		-
Gains on disposal of Assets		543	-	-	-	-	-	-		-
Other Gains		2 378	-	-	-	-	-	-		-
Discontinued Operations		-	-	-	-	-	-	-		-
<b>Total Revenue (excluding capital transfers and</b>		<b>263 417</b>	<b>262 517</b>	<b>262 517</b>	<b>6 722</b>	<b>106 214</b>	<b>109 382</b>	<b>-</b>		<b>262 517</b>
<b>Expenditure By Type</b>										
Employee related costs		88 621	104 388	104 388	7 090	35 970	43 495	(7 525)	-17%	104 388
Remuneration of councillors		12 750	14 499	14 499	1 131	5 754	6 041	(287)	-5%	14 499
Bulk purchases - electricity		-	-	-	-	-	-	-		-
Inventory consumed		4 838	6 627	6 627	224	1 454	2 761	(1 307)	-47%	6 627
Debt impairment		(150)	4 746	4 746	-	(1 136)	1 977	(3 113)	-157%	4 746
Depreciation and amortisation		52 810	54 038	54 038	-	18 235	22 516	(4 280)	-19%	54 038
Interest		2 799	1 240	1 240	0	926	517	410	79%	1 240
Contracted services		55 200	59 859	59 859	4 015	22 138	24 956	(2 819)	-11%	59 859
Transfers and subsidies		2 357	2 075	2 075	82	411	865	(453)	-52%	2 075
Irrecoverable debts written off		2 566	3 900	3 900	98	533	1 625	(1 092)	-67%	3 900
Operational costs		48 039	46 314	46 277	3 559	16 792	19 278	(2 486)	-13%	46 277
Losses on Disposal of Assets		-	-	-	-	-	-	-		-
Other Losses		-	-	-	-	-	-	-		-
<b>Total Expenditure</b>		<b>269 831</b>	<b>297 684</b>	<b>297 684</b>	<b>16 199</b>	<b>101 077</b>	<b>124 031</b>	<b>(22 953)</b>	<b>-19%</b>	<b>297 684</b>
<b>Surplus/(Deficit)</b>		<b>(6 414)</b>	<b>(35 168)</b>	<b>(35 168)</b>	<b>(9 477)</b>	<b>5 137</b>	<b>(14 649)</b>	<b>22 953</b>	<b>(0)</b>	<b>(35 168)</b>
Transfers and subsidies - capital (monetary allocations)		32 185	38 868	38 868	2 408	13 310	16 195	(2 885)	(0)	38 868
Transfers and subsidies - capital (in-kind)		-	-	-	-	-	-	-		-
<b>Surplus/(Deficit) after capital transfers &amp; contributions</b>		<b>25 771</b>	<b>3 700</b>	<b>3 700</b>	<b>(7 068)</b>	<b>18 447</b>	<b>1 546</b>			<b>3 700</b>
Income Tax		-	-	-	-	-	-	-		-
<b>Surplus/(Deficit) after income tax</b>		<b>25 771</b>	<b>3 700</b>	<b>3 700</b>	<b>(7 068)</b>	<b>18 447</b>	<b>1 546</b>			<b>3 700</b>
Share of Surplus/Deficit attributable to Joint Venture		-	-	-	-	-	-			-
Share of Surplus/Deficit attributable to Minorities		-	-	-	-	-	-			-
<b>Surplus/(Deficit) attributable to municipality</b>		<b>25 771</b>	<b>3 700</b>	<b>3 700</b>	<b>(7 068)</b>	<b>18 447</b>	<b>1 546</b>			<b>3 700</b>
Share of Surplus/Deficit attributable to Associate		-	-	-	-	-	-			-
Intercompany/Parent subsidiary transactions		-	-	-	-	-	-			-
<b>Surplus/ (Deficit) for the year</b>		<b>25 771</b>	<b>3 700</b>	<b>3 700</b>	<b>(7 068)</b>	<b>18 447</b>	<b>1 546</b>			<b>3 700</b>

In terms of Table C4 as at 30 November 2025 Budget & Performance, the actual billed and/or collected to date is R 106.2 million inclusive of operational transfers and subsidies against YTD budget R 109.4 million, this reflects an under performance against period target. The operating YTD expenditure budget as at 30 November 2025 is R 124 million against a YTD Actual of R 101.1 million and that is reflecting a variance of -19%, this indicates an under-spending for the period budget. The operating surplus for the period is R 18.4 million after Capital transfers and contributions.

#### 4.4 CAPITAL EXPENDITURE – 30 NOVEMBER 2025

Table C5 below reports on the capital expenditures by departments (municipal vote) and by standard classification. The bottom part of the schedule looks at the funding sources of the capital projects. The Capital expenditure report shown in attached C Schedule Table C5 has been prepared on the basis of the format required to be lodged electronically with National Treasury, and is categorised by municipal vote. The summary report indicates the following:

KZN436 Dr Nkosazana Dlamini Zuma - Table C5 Monthly Budget Statement - Capital Expenditure (municipal vote, functional classification and funding) - M05 November

Vote Description	Ref	2024/25	Budget Year 2025/26							
		Audited Outcome	Original Budget	Adjusted Budget	Monthly Actual	YearTD Actual	YearTD Budget	YTD Variance	YTD Variance %	Full Year Forecast
<b>R thousands</b>	1									
<b>Multi-Year expenditure appropriation</b>	2									
Vote 1 - EXECUTIVE AND COUNCIL		–	–	–	–	–	–	–		–
Vote 2 - BUDGET AND TREASURY		–	100	100	–	–	42	(42)	-100%	100
Vote 3 - CORPORATE SERVICES		–	120	120	–	–	50	(50)	-100%	120
Vote 4 - COMMUNITY SERVICES		2 406	3 360	3 360	–	–	1 400	(1 400)	-100%	3 360
Vote 5 - PUBLIC WORKS AND BASIC SERVICES		166	41 151	41 151	3 251	12 800	17 146	(4 346)	-25%	41 151
Vote 6 - PLANNING AND DEVELOPMENT		–	–	–	–	–	–	–		–
Vote 7 - [NAME OF VOTE 7]		–	–	–	–	–	–	–		–
Vote 8 - [NAME OF VOTE 8]		–	–	–	–	–	–	–		–
Vote 9 - [NAME OF VOTE 9]		–	–	–	–	–	–	–		–
Vote 10 - [NAME OF VOTE 10]		–	–	–	–	–	–	–		–
Vote 11 - [NAME OF VOTE 11]		–	–	–	–	–	–	–		–
Vote 12 - [NAME OF VOTE 12]		–	–	–	–	–	–	–		–
Vote 13 - [NAME OF VOTE 13]		–	–	–	–	–	–	–		–
Vote 14 - [NAME OF VOTE 14]		–	–	–	–	–	–	–		–
Vote 15 - [NAME OF VOTE 15]		–	–	–	–	–	–	–		–
<b>Total Capital Multi-year expenditure</b>	4,7	<b>2 571</b>	<b>44 731</b>	<b>44 731</b>	<b>3 251</b>	<b>12 800</b>	<b>18 638</b>	<b>(5 838)</b>	<b>-31%</b>	<b>44 731</b>
<b>Single Year expenditure appropriation</b>	2									
Vote 1 - EXECUTIVE AND COUNCIL		114	231	231	75	110	96	13	14%	231
Vote 2 - BUDGET AND TREASURY		57 411	1 721	1 721	–	671	717	(46)	-6%	1 721
Vote 3 - CORPORATE SERVICES		2 261	2 562	2 562	–	669	1 067	(398)	-37%	2 562
Vote 4 - COMMUNITY SERVICES		6 205	6 798	6 798	–	309	2 833	(2 524)	-89%	6 798
Vote 5 - PUBLIC WORKS AND BASIC SERVICES		4 900	6 384	6 384	1 721	1 937	2 660	(723)	-27%	6 384
Vote 6 - PLANNING AND DEVELOPMENT		634	405	405	–	146	169	(23)	-14%	405
Vote 7 - [NAME OF VOTE 7]		–	–	–	–	–	–	–		–
Vote 8 - [NAME OF VOTE 8]		–	–	–	–	–	–	–		–
Vote 9 - [NAME OF VOTE 9]		–	–	–	–	–	–	–		–
Vote 10 - [NAME OF VOTE 10]		–	–	–	–	–	–	–		–
Vote 11 - [NAME OF VOTE 11]		–	–	–	–	–	–	–		–
Vote 12 - [NAME OF VOTE 12]		–	–	–	–	–	–	–		–
Vote 13 - [NAME OF VOTE 13]		–	–	–	–	–	–	–		–
Vote 14 - [NAME OF VOTE 14]		–	–	–	–	–	–	–		–
Vote 15 - [NAME OF VOTE 15]		–	–	–	–	–	–	–		–
<b>Total Capital single-year expenditure</b>	4	<b>71 525</b>	<b>18 102</b>	<b>18 102</b>	<b>1 796</b>	<b>3 841</b>	<b>7 542</b>	<b>(3 701)</b>	<b>-49%</b>	<b>18 102</b>
<b>Total Capital Expenditure</b>	3	<b>74 096</b>	<b>62 833</b>	<b>62 833</b>	<b>5 047</b>	<b>16 641</b>	<b>26 180</b>	<b>(9 539)</b>	<b>-36%</b>	<b>62 833</b>
<b>Capital Expenditure - Functional Classification</b>										
<b>Governance and administration</b>		<b>60 586</b>	<b>4 734</b>	<b>4 734</b>	<b>75</b>	<b>1 450</b>	<b>1 973</b>	<b>(523)</b>	<b>-27%</b>	<b>4 734</b>
Executive and council		114	231	231	75	110	96	13	14%	231
Finance and administration		60 471	4 503	4 503	–	1 340	1 876	(536)	-29%	4 503
Internal audit		–	–	–	–	–	–	–		–
<b>Community and public safety</b>		<b>8 623</b>	<b>10 495</b>	<b>10 495</b>	<b>–</b>	<b>525</b>	<b>4 373</b>	<b>(3 848)</b>	<b>-88%</b>	<b>10 495</b>
Community and social services		5 876	4 717	4 717	–	250	1 965	(1 716)	-87%	4 717
Sport and recreation		–	–	–	–	–	–	–		–
Public safety		2 747	5 778	5 778	–	275	2 408	(2 133)	-89%	5 778
Housing		–	–	–	–	–	–	–		–
Health		–	–	–	–	–	–	–		–
<b>Economic and environmental services</b>		<b>4 792</b>	<b>42 403</b>	<b>42 403</b>	<b>3 826</b>	<b>13 521</b>	<b>17 668</b>	<b>(4 147)</b>	<b>-23%</b>	<b>42 403</b>
Planning and development		1 167	34 363	34 504	3 264	12 959	14 377	(1 418)	-10%	34 504
Road transport		3 625	8 040	7 899	562	562	3 291	(2 729)	-83%	7 899
Environmental protection		–	–	–	–	–	–	–		–
<b>Trading services</b>		<b>96</b>	<b>900</b>	<b>900</b>	<b>–</b>	<b>–</b>	<b>375</b>	<b>(375)</b>	<b>-100%</b>	<b>900</b>
Energy sources		–	–	–	–	–	–	–		–
Water management		–	–	–	–	–	–	–		–
Waste water management		–	800	800	–	–	333	(333)	-100%	800
Waste management		96	100	100	–	–	42	(42)	-100%	100
<b>Other</b>		–	4 300	4 300	1 146	1 146	1 792	(646)	-36%	4 300
<b>Total Capital Expenditure - Functional Classification</b>	3	<b>74 096</b>	<b>62 833</b>	<b>62 833</b>	<b>5 047</b>	<b>16 641</b>	<b>26 180</b>	<b>(9 539)</b>	<b>-36%</b>	<b>62 833</b>
<b>Funded by:</b>										
National Government		54	33 798	33 798	2 025	11 574	14 083	(2 508)	-18%	33 798
Provincial Government		–	–	–	–	–	–	–		–
District Municipality		–	–	–	–	–	–	–		–
Transfers and subsidies - capital (monetary allocations) (Nat/ Prov Departm Agencies, Households, Non-profit Institutions, Private Enterprises, Public Corporatons, Higher Educ Institutions)		–	–	–	–	–	–	–		–
<b>Transfers recognised - capital</b>		<b>54</b>	<b>33 798</b>	<b>33 798</b>	<b>2 025</b>	<b>11 574</b>	<b>14 083</b>	<b>(2 508)</b>	<b>-18%</b>	<b>33 798</b>
<b>Borrowing</b>	6	–	–	–	–	–	–	–		–
<b>Internally generated funds</b>		<b>18 635</b>	<b>29 034</b>	<b>29 034</b>	<b>3 022</b>	<b>5 067</b>	<b>12 098</b>	<b>(7 031)</b>	<b>-58%</b>	<b>29 034</b>
<b>Total Capital Funding</b>	7	<b>18 689</b>	<b>62 833</b>	<b>62 833</b>	<b>5 047</b>	<b>16 641</b>	<b>26 180</b>	<b>(9 539)</b>	<b>-36%</b>	<b>62 833</b>

## Capital Expenditure by Funding Source – 30 November 2025

Appendix C for November 2025					
Capital Project for 2025/2026					
Item Description	Original Budget 2025/2026	Amended Budget 2025/2026	Actual spent 30 November 2025	YTD Spent 30 November 2025	% Spent YTD
TOTAL INTERNAL FUNDED	29 034 372	29 034 372	2 614 975	5 067 044	17%
TOTAL MIG GRANT	33 798 261	33 798 261	2 025 341	11 574 208	34%
TOTAL CAPITAL EXPENDITURE	62 832 633	62 832 633	4 640 316	16 641 252	26%

**Table A** above presents similar information as table C5

The capital expenditure original budget for the 2025/26 financial year is R 67.9 million this figure comprises of MIG R 38.9 million and Internal Funding of R 29 million; these capital expenditure projects reflect a total expenditure of R 16.6 million for the period ended 30 November 2025. The municipality anticipates spending 100% of the total grant capital budget as at the end of the financial year.

The municipality does not have delays arising from, poor performance on emerging contractors no appeals are in-process and no work stoppages.

#### 4.5 **MATERIAL VARIANCES – REVENUE AND EXPENDITURE – 30 NOVEMBER 2025**

The reasons for the variances will be discussed with reference to Table C4 of the Budget Statement Table, and is explained as follows

<b>Exchange revenue:</b>	<b>Percentage</b>	<b>Variance explanation</b>
Agency services	-37%	Remittance advice from the department of transport not yet received but will be allocated in the period it is received.
Interest earned – External Investments	-43%	Interest earned varies according to investments period, interest rates and pronouncements by the Monetary Policy Committee. Furthermore, these Include interest that are yet to mature.
Rental of facilities and equipment	-34%	This item is a demand driven revenue from ad-hoc rentals was above expectation.
Licence and permits	15%	This item is a demand driven revenue from ad-hoc based-on learner licence application and taxi permit.
<b>Non-Exchange Revenue:</b>		<b>Variance explanation</b>
Fines, Penalties and Forfeits	11%	There was less pound violations identified and fined than anticipated, signalling an improvement in the livestock owners on municipal regulations.
Licence and permits	-100%	Remittance advice from the department of transport not yet received but will be allocated in the period it is received.
Interest earned – Outstanding Debtors	-32%	Low collection rates based on the system challenges the municipality has been facing. Furthermore, the application of prudent budgeting principles.



Expenditure		
Debts impairment and gains	-157%	The assessment of outstanding debts will be finalised during the annual financial statement preparation process for 2025/26. In addition, proceeds from the recent auction have been allocated incorrectly, which will be reviewed and corrected as part of the mid-year budget adjustment processes.
Inventory Consumed	-47%	Procurement contract in place, orders being issued and yet to be fulfilled.
Transfers and Subsidies	-52%	This item is demand driven and depends on the number of people who purchase Free Basic Electricity.
Irrecoverable debts written off	-67%	This item depends on the number of people that apply successfully for debt to be written off. Furthermore, the provision adjustment is a year-end activity.
Operational costs	-13%	Cost containment measures enforcement, Q1 remain a procurement affected months while service providers are being secured.

## PART 2 – DETAILED FINANCIAL INFORMATION

### 4.6 DEBTORS ANALYSIS – 30 NOVEMBER 2025

- The total debtors' book for the municipality stood at R132 515 366.21 as at 30 NOVEMBER 2025. This reflects an increase of 1.14% compared to the previous month, indicating that while collection efforts are ongoing, new debt continues to accumulate.

**REPORT ON INDIGENT MANAGEMENT AS AT 30 NOVEMBER 2025**

- For the month of November 2025, the municipality supported 682 registered indigent households, with an amount of R86 049.44 disbursed toward Free Basic Electricity (FBE). The effective implementation of the indigent support policy remains a key instrument in providing relief to the most vulnerable and ensuring equitable access to basic services

**REPORT ON TRAFFIC FINES AS AT 30 NOVEMBER 2025**

Traffic fine collections continue to present a challenge, although efforts to improve recovery rates are ongoing. For November 2025:

- The total value of notices issued remains significant, but the traffic fines collection rate has improved modestly, now standing at 7.3%, reflecting positive outcomes from the revised enforcement and collection strategies recently introduced.
- The phased in introduction of Administrative Adjudication of Road Traffic Offences Act (AARTO) presents threat to municipal traffic fine revenue line and impairs the collectability of existing traffics fines.

**REPORT ON ANIMAL POUNDS AS AT 30 NOVEMBER 2025**

- During the reporting period, the Municipality continued to operate animal pounds in both Himeville and Creighton. Captured and impounded livestock statistics were systematically recorded and monitored. These pound services play a critical role in managing stray livestock, promoting road and public safety, and supporting compliance with municipal by-laws.

### **CREDITORS AGE ANALYSIS**

- The municipality has R 1,341,763.32 creditors as at the end of the period, these creditors relate to goods and services received in the month of November 2025 period and whose payment period has not lapsed. As the municipality makes an extra effort that creditors are paid within 30 days as per MFMA.

### **4.7 ANALYSIS OF CASH & INVESTMENTS – 30 NOVEMBER 2025**

<b>NAME OF INSTITUTION</b>	<b>CLOSING BALANCE BANK STATEMENT</b>
FNB	14,470,521.80
NED Bank	28,324,136.93
Standard Bank	42,597,134.54
Absa Business Bank	53,494,305.24
<b>Total Investments</b>	<b>138,886,098.51</b>
FNB Primary Accounts	5,194,524.73
<b>Cash And Cash Equivalent</b>	<b>144,080,623.24</b>

Total interest earned to date is R 4,210,083.89

#### 4.9 CONDITIONAL GRANTS – 30 NOVEMBER 2025

##### Grants Funded Capital

- The MIG allocation for the 2025/26 financial year was R 38.9 million as per DORA. The grant reflects R 13 310 339,43 spending as at the period ended 30 November 2025.

DR NKOSAZANA DLAMINI-ZUMA LOCAL MUNICIPALITY							
GRANTS SUMMARY NOVEMBER 2025							
GRANT NAME	ITEM ACCOUNT	ORIGINAL BUDGET 2025/2026	ROLL-OVER NOT YET APPROVED	ROLLOVER BY NATIONAL	TOTAL RECEIVED 30 NOVEMBER 2025	TOTAL SPENT 30 NOVEMBER 2025	TOTAL UNSPENT 30 NOVEMBER 2025
<b>NATIONAL TREASURY GRANTS</b>							
MIG	IL0010060110020000000000	38 868 000,00	-		18 000 000,00	13 310 339,43	4 689 660,58
FMG	IL0010060110020000000000	2 000 000,00	-		2 000 000,00	1 419 972,10	580 027,90
EPWP	IL0010060040010010020000	2 135 000,00	-		1 495 000,00	1 376 730,17	118 269,83
<b>SUB-TOTAL</b>		<b>43 003 000,00</b>	<b>-</b>	<b>-</b>	<b>21 495 000,00</b>	<b>16 107 041,70</b>	<b>5 387 958,31</b>
<b>KZN PROVINCIAL GRANTS</b>							
LIBRARY SERVICE OPERATIONAL GRANT	IL0010060040010010020000	4 933 000,00	-		4 887 000,00	2 257 454,96	2 629 545,04
CLEANEST MUNICIPALITY COMPETITION	30311070251	-	400 000,00		-	-	400 000,00
GREENEST AND SMART MUNICIPALITY				132 869,86		-	132 869,86
<b>SUB-TOTAL</b>		<b>4 933 000,00</b>	<b>400 000,00</b>	<b>132 869,86</b>	<b>4 887 000,00</b>	<b>2 257 454,96</b>	<b>3 162 414,90</b>
<b>TOTAL GRANTS</b>		<b>47 936 000,00</b>	<b>400 000,00</b>	<b>132 869,86</b>	<b>26 382 000,00</b>	<b>18 364 496,66</b>	<b>8 550 373,21</b>

The total conditional grants allocation for the 2025/26 financial year is R 47.9 million. As at the end of 30 November 2025, the grants reflect R 18.4 million expenditure and R 26.4 million received to date.

The municipality has submitted an application for a Grant roll-over for an amount of R532 869,89 of which R132 869.89 is for Greenest and Smart Municipality Competition and R400 000.00 for Cleanest Municipality Competition. The municipality has received an approval of R132 869.89 in the month of November, we still waiting for the approval for an amount of R400 000.00

#### 4.10 COUNCILLOR AND STAFF BENEFITS (SEC 66) – 30 NOVEMBER 2025

Table SC8 presents the expenditure of councillor and staff benefits at 30 November 2025

The table SC8 below for monthly budget statement Councillor and staff Benefit shows the detailed spending of staff salaries and wages and Councillor's remuneration.

**Section 66** of the MFMA requires that the accounting officer of a municipality must report to Council in a prescribed format all expenditure incurred by the municipality on staff salaries, wages and benefits in a manner that discloses expenditure per type such as salaries contributions for pensions etc.

As at the end of the period 30 November 2025, 40% of the councillor's remuneration budget was spent and 34% spent against employee related costs budget.

KZN436 Dr Nkosazana Dlamini Zuma - Supporting Table SC8 Monthly Budget Statement - councillor and staff benefits - M05 November

Summary of Employee and Councillor remuneration	Ref	2024/25	Budget Year 2025/26							
		Audited Outcome	Original Budget	Adjusted Budget	Monthly Actual	YearTD Actual	YearTD Budget	YTD Variance	YTD Variance %	Full Year Forecast
R thousands		A	B	C						D
<b>Councillors (Political Office Bearers plus Other)</b>										
Basic Salaries and Wages		9 432	10 861	10 861	843	4 353	4 525	(172)	-4%	10 861
Pension and UIF Contributions		1 198	1 265	1 265	112	537	527	10	2%	1 265
Medical Aid Contributions		-	-	-	-	-	-	-	-	-
Motor Vehicle Allowance		795	949	949	66	331	395	(64)	-16%	949
Cellphone Allowance		1 326	1 424	1 424	110	533	593	(60)	-10%	1 424
Housing Allowances		-	-	-	-	-	-	-	-	-
Other benefits and allowances		-	-	-	-	-	-	-	-	-
<b>Sub Total - Councillors</b>		12 750	14 499	14 499	1 131	5 754	6 041	(287)	-5%	14 499
<b>% increase</b>	4		13,7%	13,7%						13,7%
<b>Senior Managers of the Municipality</b>	3									
Basic Salaries and Wages		5 438	5 909	5 909	383	2 194	2 462	(268)	-11%	5 909
Pension and UIF Contributions		265	204	204	24	118	85	33	39%	204
Medical Aid Contributions		43	95	95	3	13	40	(27)	-68%	95
Overtime		-	-	-	-	-	-	-	-	-
Performance Bonus		54	581	581	-	-	242	(242)	-100%	581
Motor Vehicle Allowance		557	617	617	46	232	257	(25)	-10%	617
Housing Allowances		-	-	-	2	9	-	9	-	-
Other benefits and allowances		62	106	106	11	36	44	(8)	-17%	106
<b>Sub Total - Senior Managers of Municipality</b>		6 418	7 512	7 512	468	2 603	3 130	(527)	-17%	7 512
<b>% increase</b>	4		17,0%	17,0%						17,0%
<b>Other Municipal Staff</b>										
Basic Salaries and Wages		57 728	67 296	67 296	4 893	24 911	28 040	(3 129)	-11%	67 296
Pension and UIF Contributions		9 668	11 864	11 864	832	4 188	4 943	(755)	-15%	11 864
Medical Aid Contributions		4 855	4 563	4 563	331	1 705	1 901	(197)	-10%	4 563
Overtime		3 134	4 919	4 919	227	1 318	2 049	(732)	-36%	4 919
Performance Bonus		1 705	1 965	1 965	21	21	819	(798)	-97%	1 965
Housing Allowances		207	520	520	18	89	217	(128)	-59%	520
Other benefits and allowances		3 620	4 328	4 328	58	304	1 803	(1 499)	-83%	4 328
Payments in lieu of leave		-	-	-	-	-	-	-	-	-
Long service awards		79	421	421	182	656	175	481	274%	421
Post-retirement benefit obligations		1 207	1 000	1 000	60	176	417	(241)	-58%	1 000
<b>Sub Total - Other Municipal Staff</b>		82 202	96 876	96 876	6 622	33 367	40 365	(6 998)	-17%	96 876
<b>% increase</b>	4		17,9%	17,9%						17,9%
<b>Total Parent Municipality</b>		101 371	118 887	118 887	8 221	41 724	49 536	(7 812)	-16%	118 887
<b>Unpaid salary, allowances &amp; benefits in arrears:</b>										
<b>Total Municipal Entities</b>		-	-	-	-	-	-	-	-	-
<b>TOTAL SALARY, ALLOWANCES &amp; BENEFITS</b>		101 371	118 887	118 887	8 221	41 724	49 536	(7 812)	-16%	118 887
<b>% increase</b>	4		17,3%	17,3%						17,3%
<b>TOTAL MANAGERS AND STAFF</b>		88 621	104 388	104 388	7 090	35 970	43 495	(7 525)	-17%	104 388

## 4.11 OTHER SUPPORTING DOCUMENTS

### Capital Expenditure Trend as at 30 NOVEMBER 2025

KZN436 Dr Nkosazana Dlamini Zuma - Supporting Table SC12 Monthly Budget Statement - capital expenditure trend - M05 November

Month	2024/25	Budget Year 2025/26							
	Audited Outcome	Original Budget	Adjusted Budget	Monthly Actual	YearTD Actual	YearTD Budget	YTD Variance	YTD Variance %	% spend of Original Budget
<b>R thousands</b>									
<b>Monthly expenditure performance trend</b>									
July	266	5 236	5 236	322	322	5 236	4 914	93,8%	1%
August	4 172	5 236	5 236	2 881	3 203	10 472	7 269	69,4%	5%
September	7 427	5 236	5 236	2 450	5 654	15 708	10 054	64,0%	9%
October	5 837	5 236	5 236	5 940	11 594	20 944	9 350	44,6%	18%
November	6 442	5 236	5 236	5 047	16 641	26 180	9 539	36,4%	26%
December	6 986	5 236	5 236	-	16 641	31 416	14 775	47,0%	26%
January	3 225	5 236	5 236	-	16 641	36 652	20 011	54,6%	26%
February	4 627	5 236	5 236	-	16 641	41 888	25 247	60,3%	26%
March	13 539	5 236	5 236	-	16 641	47 124	30 483	64,7%	26%
April	5 059	5 236	5 236	-	16 641	52 360	35 719	68,2%	26%
May	5 910	5 236	5 236	-	16 641	57 596	40 955	71,1%	26%
June	10 606	5 236	5 236	-	16 641	62 833	46 191	73,5%	26%
<b>Total Capital expenditure</b>	<b>74 096</b>	<b>62 833</b>	<b>62 833</b>	<b>16 641</b>					

### Capital Expenditure on New Assets by Asset Class –30 November 2025

KZN436 Dr Nkosazana Dlamini Zuma - Supporting Table SC13a Monthly Budget Statement - capital expenditure on new assets by asset class -

Description	Ref	2024/25	Budget Year 2025/26							
		Audited Outcome	Original Budget	Adjusted Budget	Monthly Actual	YearTD Actual	YearTD Budget	YTD Variance	YTD Variance %	Full Year Forecast
R thousands	1									
Capital expenditure on new assets by Asset Class/Sub-class										
Infrastructure		-	7 640	7 217	80	80	3 007	(2 927)	-97,3%	7 217
Roads Infrastructure		-	7 640	7 217	80	80	3 007	(2 927)	-97,3%	7 217
Roads		-	5 925	5 714	80	80	2 381	(2 301)	-96,6%	5 714
Road Structures		-	1 215	1 003	-	-	418	(418)	-100,0%	1 003
Road Furniture		-	500	500	-	-	208	(208)	-100,0%	500
Community Assets		38	21 441	21 236	2 966	10 192	8 849	1 344	15,2%	21 236
Community Facilities		38	21 418	21 214	2 966	10 192	8 839	1 353	15,3%	21 214
Halls		-	11 418	11 214	761	6 665	4 672	1 993	42,7%	11 214
Centres		-	-	-	-	-	-	-	-	-
Crèches		-	4 403	4 403	1 059	2 381	1 835	546	29,8%	4 403
Testing Stations		-	400	400	-	-	167	(167)	-100,0%	400
Public Open Space		-	300	300	-	-	125	(125)	-100,0%	300
Nature Reserves		-	-	-	-	-	-	-	-	-
Public Ablution Facilities		-	237	237	-	-	99	(99)	-100,0%	237
Markets		-	4 000	4 000	1 146	1 146	1 667	(521)	-31,2%	4 000
Taxi Ranks/Bus Terminals		-	560	560	-	-	233	(233)	-100,0%	560
Capital Spares		-	100	100	-	-	42	(42)	-100,0%	100
Sport and Recreation Facilities		-	22	22	-	-	9	(9)	-100,0%	22
Indoor Facilities		-	-	-	-	-	-	-	-	-
Outdoor Facilities		-	22	22	-	-	9	(9)	-100,0%	22
Other assets		2 371	1 907	1 907	-	-	795	(795)	-100,0%	1 907
Operational Buildings		2 371	1 907	1 907	-	-	795	(795)	-100,0%	1 907
Municipal Offices		2 100	1 907	1 907	-	-	795	(795)	-100,0%	1 907
Capital Spares		271	-	-	-	-	-	-	-	-
Intangible Assets		1 626	1 105	1 105	-	383	460	(77)	-16,8%	1 105
Servitudes		-	-	-	-	-	-	-	-	-
Licences and Rights		1 626	1 105	1 105	-	383	460	(77)	-16,8%	1 105
Computer Software and Applications		1 529	945	945	-	383	394	(11)	-2,7%	945
Load Settlement Software Applications		-	-	-	-	-	-	-	-	-
Unspecified		98	160	160	-	-	67	(67)	-100,0%	160
Computer Equipment		1 806	1 332	1 332	-	68	555	(487)	-87,7%	1 332
Computer Equipment		1 806	1 332	1 332	-	68	555	(487)	-87,7%	1 332
Furniture and Office Equipment		1 430	2 642	2 642	75	673	1 101	(427)	-38,8%	2 642
Furniture and Office Equipment		1 430	2 642	2 642	75	673	1 101	(427)	-38,8%	2 642
Machinery and Equipment		1 045	2 818	3 100	482	757	1 292	(535)	-41,4%	3 100
Machinery and Equipment		1 045	2 818	3 100	482	757	1 292	(535)	-41,4%	3 100
Transport Assets		10 266	4 785	4 785	-	671	1 994	(1 323)	-66,4%	4 785
Transport Assets		10 266	4 785	4 785	-	671	1 994	(1 323)	-66,4%	4 785
Total Capital Expenditure on new assets	1	18 583	43 670	43 325	3 603	12 825	18 052	5 227	29,0%	43 325

## Capital Expenditure on Renewal of Existing Assets by Asset Class – 30 November 2025

KZN436 Dr Nkosazana Dlamini Zuma - Supporting Table SC13b Monthly Budget Statement - capital expenditure on renewal of existing assets by asset										
Description	Ref	2024/25	Budget Year 2025/26							
		Audited Outcome	Original Budget	Adjusted Budget	Monthly Actual	YearTD Actual	YearTD Budget	YTD Variance	YTD Variance %	Full Year Forecast
R thousands	1									
<b>Capital expenditure on renewal of existing assets by Asset Class/Sub-class</b>										
<b>Infrastructure</b>		-	2 800	2 518	1 239	1 239	1 049	190	18,1%	2 518
Roads Infrastructure		-	2 800	2 518	1 239	1 239	1 049	190	18,1%	2 518
Roads		-	2 800	2 518	1 239	1 239	1 049	190	18,1%	2 518
<b>Total Capital Expenditure on renewal of existing assets</b>	1	-	2 800	2 518	1 239	1 239	1 049	(190)	-18,1%	2 518

## Capital expenditure on upgrading of existing assets by asset class – 30 November 2025

KZN436 Dr Nkosazana Dlamini Zuma - Supporting Table SC13e Monthly Budget Statement - capital expenditure on upgrading of existing assets

Description	Ref	2024/25	Budget Year 2025/26							
		Audited Outcome	Original Budget	Adjusted Budget	Monthly Actual	YearTD Actual	YearTD Budget	YTD Variance	YTD Variance %	Full Year Forecast
R thousands	1									
<b>Capital expenditure on upgrading of existing assets by Asset Class/Sub-class</b>										
<b>Infrastructure</b>		(12)	9 193	9 820	205	2 318	4 092	(1 774)	-43,3%	9 820
Roads Infrastructure		(12)	9 193	9 820	205	2 318	4 092	(1 774)	-43,3%	9 820
Roads		(12)	9 193	9 820	205	2 318	4 092	(1 774)	-43,3%	9 820
<b>Community Assets</b>		55 525	5 917	5 917	-	210	2 466	(2 256)	-91,5%	5 917
Community Facilities		-	700	700	-	-	292	(292)	-100,0%	700
Cemeteries/Crematoria		-	500	500	-	-	208	(208)	-100,0%	500
Police		-	-	-	-	-	-	-	-	-
Parks		-	-	-	-	-	-	-	-	-
Public Open Space		-	200	200	-	-	83	(83)	-100,0%	200
Sport and Recreation Facilities		55 525	5 217	5 217	-	210	2 174	(1 964)	-90,3%	5 217
Indoor Facilities		-	-	-	-	-	-	-	-	-
Outdoor Facilities		55 525	5 217	5 217	-	210	2 174	(1 964)	-90,3%	5 217
<b>Other assets</b>		-	200	200	-	-	83	(83)	-100,0%	200
Operational Buildings		-	200	200	-	-	83	(83)	-100,0%	200
Municipal Offices		-	200	200	-	-	83	(83)	-100,0%	200
<b>Furniture and Office Equipment</b>		-	492	492	-	49	205	(156)	-75,9%	492
Furniture and Office Equipment		-	492	492	-	49	205	(156)	-75,9%	492
<b>Machinery and Equipment</b>		-	-	-	-	-	-	-	-	-
Machinery and Equipment		-	-	-	-	-	-	-	-	-
<b>Transport Assets</b>		-	560	560	-	-	233	(233)	-100,0%	560
Transport Assets		-	560	560	-	-	233	(233)	-100,0%	560
<b>Total Capital Expenditure on upgrading of existing assets</b>	1	55 513	16 362	16 989	205	2 577	7 079	4 501	63,6%	16 989

#### 4.12 CAPITAL EXPENDITURE VARIANCES – 30 NOVEMBER 2025

<b><u>Project Name</u></b>	<b><u>Variance Explanation</u></b>
Construction of Glenmaize Community Hall	Contractor is on site is currently , project is currently 95% complete.
Construction of Phosana Community Hall	Project is under construction and is 55% complete. Currently busy with installation of roof.
Construction Ekupholeni Creche	The project is under construction and is 55% complete. Currently busy with roofing, electricity tubing and internal wall plaster
Magoso Access road	Project is now complete
Nomandlovu Access road	Project is now complete
Magwababeni/Mampondweni Access road.	Project is now complete
Creighton Sport Center phase 2	The project is complete. Closeout report was received
Mafohla Community Hall	The project is practical complete and under the defect liability period, to lapse by the 30 November 2025.
Underberg Asphalt Road Phase 4	The project is practical complete and under the defect liability period.
Maguzwana Sport fields	The project is practical complete, currently under defect liability period.
Thonsini Hall and Creche	The project is practical complete
Khubeni Creche	The project is practical complete and under the defect liability period.
Zwelisha creche	The project is practical complete under defect liability period.
Siyathuthuka creche	The project is practical complete under defect liability period.
Bulwer Asphalt phase 8 Section 3	Project is practical complete.
Amakhuze/Cabazi phase 7	Project is practical complete
Lamington to Greater Stepmore 5.3 km MV line	Project is practical complete busy with snags
Greater Khukhulela/Nomagaga phase 7	Project is practical complete busy with snags
Greater Ngwagwane Phase 7	Project is practical complete busy with snags



Greater Nkwezela Phase 7	Project is practical complete busy with snags
Greater Nkumba/Magwaneni Phase 7	Project is practical complete busy with snags
Upgrading of himeville township asphalts road	The project is practical complete
Bus Shelters	The project is practical complete
Ntwasahlobo to Ridge pedestrain bridge	Project is at a tender adjudication stage for the appointment of the suitable service provider (Contractor)
Ndlangisa pedestrain bridge	Contractor has been appointed for the implementation of the project, sod turning was held on 18 November 2025. Contractor is busy with site clearance.
Gobhogobho pedestrain bridge	Project is at a tender adjudication stage for the appointment of the suitable service provider(Contractor)
Half my right pedestrain bridge	Project is at a tender adjudication stage for the appointment of the suitable service provider (Contractor)
Centocow phase 3	Project is practical complete and is under defect liability period
Storm Water installation	Project is at tender adjudication stage for issuing of order numbers to plant hire service provider.
Creighton Storeroom	The project is practical complete
Bulwer Town Upgrade Phase 2	Construction in progress the only is portion of sidewalks where the contractor waiting for removal of illegal containers placed by local traders and procurement of markets stalls. That process will take place after finalisation of final designs to cater for new submission/ proposal from beneficiaries and LED unit, PWBS Depart. to have a meeting with LED unit and project stakeholder.
Creighton Sport Center phase 2	The project is practical complete.
Mafohla Community Hall	The project is practical complete and under the defect liability period, to lapse by the 30 November 2025.
Underberg Asphalt Road Phase 4	The project is practical complete and under the defect liability period.

The detailed report for Capital Projects is attached as Appendix C (1) and detailed material variances on capital expenditure is attached as an annexure in the report.

#### **4.13 Monthly Budget Statements**

#### **4.14 Quality Certificate**

## Appendix D November 2025

## ALLOCATIONS RECEIVED FOR THE FINANCIAL YEAR 2025/2026

NAME OF GRANT	ORIGINAL BUDGET 2025/2026	ACTUAL RECEIVED 30 NOVEMBER 2025	YTD RECEIVED 30 NOVEMBER 2025	%RECEIVED
Community Library Service Grant	1 719 000	-	1 673 000	97%
Municipal Finance Management Grant	2 000 000	-	2 000 000	100%
Expanded Public Works Programme	2 135 000	961 000	1 495 000	70%
Provincialisation of Libraries Grant	3 214 000	-	3 214 000	100%
Capital:Municipal Infrastructure Grant	38 868 000	-	18 000 000	46%
Equitable Share	170 119 000	-	70 883 000	42%
<b>TOTAL</b>	<b>218 055 000</b>	<b>961 000</b>	<b>97 265 000</b>	<b>45%</b>

## Appendix B

## Operating Revenue and Expenditure for November 2025

Item Description	Original Budget 2025/2026	Month Budget	Month Actual Received/ Paid 30 November 2025	YTD actual Received/ paid 30 November 2025	YTD Budget	% Spend/ Received 30 November 2025	% Spend /Received YTD to date
Property Rates	46 095 575	3 841 298	3 950 227	19 458 713	19 206 490	103%	42%
Service charges	4 861 014	405 085	407 960	2 042 747	2 025 423	101%	42%
Rent of facilities and equipment	2 152 829	179 402	113 277	588 446	897 012	63%	27%
Court Fines	602 728	50 227	90 800	359 500	251 137	181%	60%
Pound Fees	1 999 732	166 644	20 450	840 298	833 222	12%	42%
Licences and Permit	20 129	1 677	-	-	8 387	5413%	0%
Learner Licence Application	383 381	31 948	4 345	153 268	159 742	14%	40%
Licences and Permits - Market Porters	7 621	635	11 400	60 880	3 175	1795%	799%
Road and Transport: Taxi Rank	54 176	4 515	-	-	22 573	0%	0%
Agency services - Vehicle Registration	750 548	62 546	61 266	195 497	312 728	98%	26%
Interest received	16 731 673	1 394 306	156 087	3 971 437	6 971 530	11%	24%
Rates & Refuse Penalties - Interest	8 198 064	683 172	-13 065	2 337 341	3 415 860	-2%	29%
Government grants and subsidies	218 055 000	18 171 250	4 254 492	89 247 496	90 856 250	23%	41%
Sale of Goods and Rendering of Services	646 635	53 886	71 047	211 019	269 431	132%	33%
Operational Revenue	825 424	68 785	1 827	57 997	343 927	3%	7%
<b>TOTAL REVENUE</b>	<b>301 384 529</b>	<b>25 115 377</b>	<b>9 130 113</b>	<b>119 524 640</b>	<b>125 576 887</b>	<b>36%</b>	<b>40%</b>
Employee related costs	104 388 029	8 699 002	7 089 629	35 969 673	43 495 012.08	81%	34%
Remuneration of councillors	14 498 746	1 208 229	1 131 314	5 754 237	6 041 144.17	94%	40%
Inventory consumed	6 627 284	552 274	224 174	1 454 027	2 761 368.33	41%	22%
Depreciation	54 037 687	4 503 141	-	18 235 394	22 515 702.92	0%	34%
Finance costs	1 240 000	103 333	-	925 964	516 666.67	0%	75%
Repairs and Maintenance	16 535 219	1 377 935	992 746	6 176 498	6 889 674.58	72%	37%
Contracted services	43 322 626	3 610 219	3 022 203	15 961 052	18 051 094.17	27%	37%
Transfers and Subsidies	2 075 000	172 917	81 628	411 189	864 583.33	47%	20%
Irrecoverable debt written off	3 899 844	324 987	97 907	532 807	1 624 935.00	25%	11%
Debt impairment	4 745 911	395 493	-	-1 135 910	1 977 462.92	0%	-24%
General expenses	46 314 021	3 859 502	3 558 712	16 792 163	19 297 508.75	92%	36%
<b>TOTAL EXPENDITURE</b>	<b>297 684 367</b>	<b>24 807 031</b>	<b>16 198 312</b>	<b>101 077 095</b>	<b>124 035 153</b>	<b>65%</b>	<b>34%</b>
<b>Net Surplus (Deficit)</b>	<b>3 700 162</b>	<b>308 347</b>	<b>-7 068 199</b>	<b>18 447 545</b>	<b>1 541 734</b>	<b>-29%</b>	<b>6%</b>

Appendix C for November 2025 Capital Project for 2025/2026					
Item Description	Original Budget 2025/2026	Amended Budget 2025/2026	Actual spent 30 November 2025	YTD Spent 30 November 2025	% Spent YTD
Procurement of Furniture and Equipment	1 691 884	1 691 884	75 000	436 786	26%
Procurement of Computer Equipment	1 332 250	1 332 250	-	68 383	5%
Procurement of Computer Software	945 000	945 000	-	382 944	41%
Upgrading of Server	491 917	491 917	-	49 400	10%
Procurement of Park home for Fire Satellite	700 000	700 000	-	-	0%
Procurement of Antivirus Software	160 000	160 000	-	-	0%
Installation of Cameras	100 000	100 000	-	-	0%
Fiber connection	450 000	450 000	-	236 670	53%
Transport Assets	4 785 181	4 785 181	-	670 887	14%
Installation of bullet proof window NUD DLTC	400 000	400 000	-	-	0%
Development of Bulwer Cemetery	500 000	500 000	-	-	0%
Building of DLTC Designs	300 000	300 000	-	-	0%
Bulwer CBD Infrastructure Upgrade	50 000	50 000	-	-	0%
Centocow Phase 2	37 176	37 176	-	-	0%
Skip Bins	100 000	100 000	-	-	0%
Ndlangisa Pedestrian Bridge	2 151 112	2 151 112	-	-	0%
Storm Water Pipes and Culverts	400 000	400 000	-	-	0%
Partitioning of senior librarian office - NUD	200 000	200 000	-	-	0%
Installation of Creighton library circulation counter	400 000	400 000	-	-	0%
Borehole Installation - Nkwezela Library	400 000	400 000	-	-	0%
Fencing Of Bulwer CSC	200 000	200 000	-	-	0%
Himeville Traffic Lights	500 000	500 000	-	-	0%
Construction of Stormwater	800 000	800 000	-	-	0%
Procurement of Plant and Equipment	2 218 164	2 500 164	75 000	275 000	11%
Bus Shelters	560 000	560 000	-	-	0%
Fencing of Animal Pound in Creighton	150 000	150 000	-	-	0%
Renewal of Gravel Roads	2 800 000	2 518 000	1 239 000	1 239 000	49%
Mafohla Community Hall	50 000	50 000	-	-	0%
Procurement and Installation of Underberg Back-up Generator	500 000	500 000	-	-	0%
Kilmun Floodlights	300 000	300 000	-	-	0%
Mqatshe Access Road Ward 1	25 800	25 800	-	-	0%
Tar's Valley Access Road Ward 7	19 649	19 649	-	-	0%
Concrete signs	100 000	100 000	-	-	0%
Mandawe Access Road Ward 15	19 031	19 031	-	-	0%
New Electrical Installations	157 208	157 208	-	-	0%
Bulwer Informal Traders Infrastructure	4 000 000	4 000 000	1 145 975	1 145 975	29%
Extension of Fencing Donnybrook Cemetery	200 000	200 000	-	-	0%
Extension of Fencing Donnybrook Public Toilet	80 000	80 000	80 000	80 000	100%
Extension of Bulwer CSC Parking space and construction of car	560 000	560 000	-	-	0%
Construction of NUD Cemetery Toilets	200 000	200 000	-	-	0%
<b>TOTAL INTERNAL FUNDED</b>	<b>29 034 372</b>	<b>29 034 372</b>	<b>2 614 975</b>	<b>4 585 044</b>	<b>16%</b>

		-			
Underberg Asphalt Road Phase 2	12 435	12 435	-	-	0%
Gobhogobho Pedestrian Bridge	1 214 813	1 214 813	-	-	0%
Himeville Asphalt Roads Phase 3 (Extention of Thomas)	260 870	260 870	-	-	0%
Siyathuthuka Creche Ward 5	17 217	17 217	-	-	0%
Ekupholeni Creche Ward 11	4 353 571	4 353 571	1 059 490	2 380 747	55%
Jama Concrete Road Ward 14	260 870	260 870	-	-	0%
Glan Maize Community Hall	4 771 368	4 771 368	760 988	4 583 039	96%
Thonsini Community Hall	43 061	43 061	-	-	0%
Maguzwana Sport Field	22 440	22 440	-	-	0%
Phosane Hall Ward 12	6 553 681	6 349 538	-	2 082 386	33%
Creighton Artificial Sportfield	5 217 391	5 217 391	-	210 000	4%
Magoso Concrete Road, Ward 07	191 304	191 304	-	-	0%
Zwelisha Creche Ward 2	17 043	17 043	-	-	0%
Khubeni Creche Ward 3	15 082	15 082	-	-	0%
Construction of Ntwasahlobo Pedestrian Bridge	1 214 813	1 003 424	-	-	0%
Bulwer Asphalt Road Phase 7	1 691 116	2 318 037	204 863	2 318 036	100%
Half My Right Pedestrian Bridge	1 214 813	1 003 424	-	-	0%
Upgrading of Jackson Street Causeway ward 10	6 726 373	6 726 373	-	-	0%
<b>TOTAL MIG GRANT</b>	<b>33 798 261</b>	<b>33 798 261</b>	<b>2 025 341</b>	<b>11 574 208</b>	<b>34%</b>
<b>TOTAL CAPITAL EXPENDITURE</b>	<b>62 832 633</b>	<b>62 832 633</b>	<b>4 640 316</b>	<b>16 159 252</b>	<b>26%</b>

**Workings: Calculation of Cash Coverage Ratio 2025/2026**

<b>Municipality:</b>	Dr Nkosazana Dlamini Zuma Municipality
<b>Administrator Budget and Reporting:</b>	T.Makhanya
<b>Reviewed by Assistant CFO:</b>	N.I Wela
<b>Approved by CFO:</b>	M.P Mtungwa
<b>Date completed:</b>	4-Dec-25

Cash Coverage Ratio: Indicates the municipality's ability to meet at least its monthly fixed operating commitments without collecting any additional revenue during that month,


norm: 3 months

R thousand	Description	2025/26 Final Budget
	<b>Surplus/Deficits - A8(Cash and Cash</b>	103 084
	Cash/cash equivalents at the year end	5 195
	Other current investments > 90 days	138 886
	Non current assets - Investments	-
	<b>Less: Application of Cash and Investments</b>	
	Unspent conditional transfers	8 550
	Unspent borrowing	-
	Other working capital requirements	-
	Other provisions	16 519
	Retention	11 245
	Reserves to be backed by cash/investments	4 682
	<b>Fixed Operating Commitments</b>	
	Employee Related Costs	7 090
	Remuneration of councillors	1 131
	Operating lease(rent premises and machines etc)	119
	Contracted services	1 833
	Security Services	1 736
	Insurance	327
	Telephone costs	-
	Current portion of long term loan(if applicable), NB: include Finance charges	-
	Audit Fees	120
	Bank Charges	15
	Fuel and Oil	368
	Printing and Stationery	
	Protective Clothing and Uniforms	
	Ward committee expenses	128
	Other expenses	3 559
	<b>Total Fixed Operating Commitments</b>	16 426
	<b>Monthly Fixed Operating Commitments</b>	16 426
	<b>Cash Coverage Ratio*</b>	6,28

\* Cash Coverage Ratio Formula =

Divided by: 
$$\frac{\text{Net Cash (Cash equivalents+Investments-Commitments)}}{\text{Monthly Fixed Operating Commitments}}$$

Prepared by : T.Makhanya

Date : 05/12/2025 Signature : 

Approved by : Mr M.P Mtungwa

Date : 05/12/2025 Signature : 

**DR NKOSAZANA D.LAMINI ZUMA MUNICIPALITY**  
**INVESTMENT REGISTER 2025/2026 AS AT 30 NOVEMBER 2025**

Ukey	Item	Description	Account number	Opening balance 01-Jul-25	Invested as at 30-Nov-25	Withdrawals as at 30-Nov-25	Bank Charges	Prior Year Accrued Interest (Receipts)	Current Year (Statement of Financial Performance)	Total Interest Received (Bank Statement)	Closing Balance as per Bank Statement 30-Nov-25	Closing Balance as per Main Ledger 30-Nov-25
2070622048916	IA00100100200000000000000002	FNB 32 DAY FLEXI NOTICE	7416505518	1 445 592,10	100 000 000,00	11 000 000,00	-	-	35 163,05	35 163,05	1 180 215,15	1 180 215,15
2070622047265	IA00100100200000000000000006	FNB BANK INVESTMENT	62 009 452 071	6 895 123,15	-	5 967,40	-	-	601 153,32	801 153,32	1 296 875,25	1 296 875,25
2070622034428	IA00100100100100107	FNB CALL ACCOUNT	63 088 927 886	4 988 244,87	-	306 320,00	-	-	128 632,48	128 632,48	0,02	0,02
2070622034638	IA001001001001070	FNB CALL ACCOUNT	76 208 636 280	6 975 147,60	-	-	-	-	209 706,24	209 706,24	7 184 873,93	7 184 873,93
20706220347324	IA0010010020006007	NEBANK NOTICE DEPOSIT	0318109835000056	3 141 824,63	-	-	-	18 076,20	91 251,04	108 327,24	3 233 075,97	3 233 075,97
2070622039100	IA0010010020006001	NEBANK NOTICE DEPOSIT	0318109835000056	24 301 746,95	30 000 000,00	30 580 684,93	-	155 787,50	789 311,98	153 983,50	28 091 060,86	28 091 060,86
20210301081157	IA001001001001008	NEBANK FIXED DEPOSIT (1 D)	0318109835000062	-	30 580 684,93	30 580 130,61	-	-	5 446,85	5 446,85	-	0,00
2070622034437	IA001001001001009	NEBANK FIXED DEPOSIT	0318109835000063	-	30 580 684,93	30 580 130,61	-	-	21 791,28	21 791,28	0,00	0,00
2070622034462	IA001001001001009	NEBANK CALL DEPOSIT	4767359850-035	-	30 581 577,66	30 613 508,94	-	-	5 446,85	5 446,85	-	0,00
2070622034684	IA001001001001009	STANDARD BANK	4767359850-024	36,20	-	-	-	-	-	-	-	-
2070622049631	N/A	ABSA BUSINESS BANK	89-7405-3225	41 728 580,11	20 000 000,00	-	-	36 929,94	888 618,23	564 284,85	42 587 098,34	42 587 098,34
2070622040854	IA0010010020006009	ABSA BUSINESS BANK	89-7405-3225	2 413 155,65	-	-	-	15 371,47	488 671,93	505 043,40	22 002 727,58	22 002 727,58
2070622034467	IA001001001001091	ABSA BUSINESS BANK	20-3226-8701	12 132 545,17	30 581 577,66	12 365 588,76	-	12 946,92	233 044,59	214 861,83	30 581 577,66	30 581 577,66
		<b>TOTAL</b>		<b>103 528 027,12</b>	<b>277 349 977,06</b>	<b>216 044 192,65</b>	<b>- 100,00</b>	<b>239 119,03</b>	<b>4 057 839,63</b>	<b>950 855,68</b>	<b>4 511 820,69</b>	<b>138 886 098,51</b>
		<b>Balance as per AFS 2025/2026</b>		<b>103 528 027,12</b>								

**Cash and Cash Equivalent**

Accrued Interest	Opening Balance 01-07-2025	Receipts/Income	Withdrawals/ Payments	Total	Interest capitalised 30-11-2025	Closing Balance as per Bank Statement 30-11-2025	Closing Balance as per Main Ledger 30-11-2025
Interest on Primary bank account	820/8224999	29 795 189,88	279 846 501,26	133 323 215,80	4 210 083,89	144 080 823,24	144 080 823,24
<b>Total</b>							

<b>FNB</b>	14 470 521,80
<b>NED BANK</b>	28 324 136,63
<b>STANDARD BANK</b>	42 587 098,34
<b>ABSA BUSINESS BANK</b>	53 484 305,24
	<b>138 886 098,51</b>

**INVESTMENT ANALYSIS**



Prepared by: **PN Dlamini**

Signature: \_\_\_\_\_

Approved by: **NI Wela**

Signature: \_\_\_\_\_

Date: **03/12/2025**

Date: **03/12/2025**



**DR NKOSAZANA DLAMINI-ZUMA LOCAL MUNICIPALITY**  
**GRANTS SUMMARY NOVEMBER 2025**

GRANT NAME	ITEM ACCOUNT	BUDGET 2025/2026	ROLL-OVER NOT YET APPROVED	RECEIVED 30 NOVEMBER	TOTAL SPENT 30 NOVEMBER 2025	TOTAL UNSPENT 30 NOVEMBER 2025
<b>NATIONAL TREASURY GRANTS</b>						
MIG	IL0010060110020000000000	38 868 000,00	-	18 000 000,00	13 310 339,43	4 689 660,58
FMG	IL0010060110020000000000	2 000 000,00	-	2 000 000,00	1 419 972,10	580 027,90
EPWP	IL001006004001001002000	2 135 000,00	-	1 495 000,00	1 376 730,17	118 269,83
<b>SUB-TOTAL</b>		<b>43 003 000,00</b>	<b>-</b>	<b>21 495 000,00</b>	<b>16 107 041,70</b>	<b>5 387 958,31</b>
<b>KZN PROVINCIAL GRANTS</b>						
LIBRARY SERVICE OPERATIONAL GRANT	IL001006004001001002000	4 933 000,00	400 000,00	4 887 000,00	2 257 454,96	2 629 545,04
CLEANEST MUNICIPALITY COMPETITION	30311070251	-	132 869,86	-	-	400 000,00
GREENEST AND SMART MUNICIPALITY						132 869,86
<b>SUB-TOTAL</b>		<b>4 933 000,00</b>	<b>532 869,86</b>	<b>4 887 000,00</b>	<b>2 257 454,96</b>	<b>3 162 414,90</b>
<b>TOTAL GRANTS</b>		<b>47 936 000,00</b>	<b>532 869,86</b>	<b>26 382 000,00</b>	<b>18 364 496,66</b>	<b>8 550 373,21</b>

PREPARED BY:

Miss. T Makhanya

DATE:

05/12/2025

APPROVED BY:

Mr. M.P. Mtshungwa

DATE:

05/12/2025

# Municipal In-year reports & supporting tables

mSCOA Version 6.9

[Click for Instructions!](#)

**Accountability**

**Transparency**

**Information &  
service delivery**



**national treasury**

Department:  
National Treasury  
REPUBLIC OF SOUTH AFRICA

**Contact details:**

Budget submission enquiries:  
Lawrence Gqesha  
National Treasury

Electronic documents: [lgdocuments@treasury.gov.za](mailto:lgdocuments@treasury.gov.za)

Electronic submissions: LG Upload Portal

### Preparation Instructions

Municipality Name:  ▼

CFO Name:

Tel:  Fax:

E-Mail:

Reporting period:  ▼

MTREF:  ▼

Budget Year:

Does this municipality have Entities?  ▼

If YES: Identify type of report:  ▼

### Name Votes & Sub-Votes

### Printing Instructions

#### Showing / Hiding Columns

#### Showing / Clearing Highlights

### Importants documents which provide essential assistance

[MFMA Budget Circular](#)

[Click to view](#)

[MBRR Budget Formats Guide](#)

[Click to view](#)

[Dummy Budget Guide](#)

[Click to view](#)

[Funding Compliance Guide](#)

[Click to view](#)

[MFMA Return Forms](#)

[Click to view](#)

Organisational Structure Votes		Complete Votes & Sub-Votes		Select Org. Structure
Vote 1 - EXECUTIVE AND COUNCIL	Vote 1	EXECUTIVE AND COUNCIL		1.1 - EXECUTIVE & COUNCIL
Vote 2 - BUDGET AND TREASURY	1.1	EXECUTIVE AND COUNCIL		1.2 - INTERNAL AUDIT
Vote 3 - CORPORATE SERVICES	1.2	INTERNAL AUDIT		
Vote 4 - COMMUNITY SERVICES	1.3	[Name of sub-vote]		
Vote 5 - PUBLIC WORKS AND BASIC SERVICES	1.4	[Name of sub-vote]		
Vote 6 - PLANNING AND DEVELOPMENT	1.5	[Name of sub-vote]		
Vote 7 - [NAME OF VOTE 7]	1.6	[Name of sub-vote]		
Vote 8 - [NAME OF VOTE 8]	1.7	[Name of sub-vote]		
Vote 9 - [NAME OF VOTE 9]	1.8	[Name of sub-vote]		
Vote 10 - [NAME OF VOTE 10]	1.9	[Name of sub-vote]		
Vote 11 - [NAME OF VOTE 11]	1.10	[Name of sub-vote]		
Vote 12 - [NAME OF VOTE 12]	Vote 2	BUDGET & TREASURY		2.1 - BUDGET & TREASURY
Vote 13 - [NAME OF VOTE 13]	2.1	BUDGET & TREASURY		
Vote 14 - [NAME OF VOTE 14]	2.2	[Name of sub-vote]		
Vote 15 - [NAME OF VOTE 15]	2.3	[Name of sub-vote]		
	Vote 3	CORPORATE SERVICES		3.1 - CORPORATE SERVICES
	3.1	CORPORATE SERVICES		3.2 - HUMAN RESOURCES
	3.2	HUMAN RESOURCES		
	Vote 4	COMMUNITY SERVICES		4.1 - COMMUNITY SERVICES
	4.1	COMMUNITY SERVICES		4.2 - TRAFFIC
	4.2	TRAFFIC		4.3 - DISASTER MANAGEMENT
	4.3	DISASTER MANAGEMENT		4.4 - MUNICIPAL POUND
	4.4	MUNICIPAL POUND		4.5 - SPORTSFIELDS
	4.5	SPORTSFIELDS		4.6 - LIBRARIES
	4.6	LIBRARIES		4.7 - COMMUNITY PROGRAMS
	4.7	COMMUNITY PROGRAMS		4.8 - PARKS AND CEMETERIES
	4.8	PARKS AND CEMETERIES		
	Vote 5	PUBLIC WORKS AND BASIC SERVICES		5.1 - ROADS
	5.1	ROADS		5.2 - HOUSING
	5.2	HOUSING		5.3 - WASTE MANAGEMENT
	5.3	WASTE MANAGEMENT		5.4 - PMU
	5.4	PMU		
	Vote 6	PLANNING AND DEVELOPMENT		6.1 - PLANNING AND DEVELOPMENT
	6.1	PLANNING AND DEVELOPMENT		6.2 - LED AND TOURISM
	6.2	LED AND TOURISM		

**KZN436 Dr Nkosazana Dlamini Zuma - Contact Information****A. GENERAL INFORMATION**

Municipality	KZN436 Dr Nkosazana Dlamini Zuma
Grade	3
Province	KZN KWAZULU-NATAL
Web Address	www.ndz.gov.za
E-mail Address	cfo@ndz.gov.za

1 Grade in terms of the Remuneration of Public Office Bearers Act.

**B. CONTACT INFORMATION****Postal address:**

P.O. Box	P.O. Box 62
City / Town	Creighton
Postal Code	3263

**Street address**

Building	Dr. Nkosazana Dlamini Zuma Municipality
Street No. & Name	Main Street, Creighton
City / Town	Creighton
Postal Code	3263

**General Contacts**

Telephone number	0398331038
Fax number	0398331539

**C. POLITICAL LEADERSHIP**

<b>Speaker:</b>		<b>Secretary/PA to the Speaker:</b>	
ID Number	7903085659082	ID Number	7810155701084
Title	Mr	Title	Mr
Name	Simso Sydney Phoswa	Name	Velani Sosibo
Telephone number	0398331038	Telephone number	0398331038
Cell number	072 708 4358	Cell number	073 470 3037
Fax number	0398331539	Fax number	0398331539
E-mail address	treemanphoswa@gmail.com	E-mail address	Sosibov@ndz.gov.za
<b>Mayor/Executive Mayor:</b>		<b>Secretary/PA to the Mayor/Executive Mayor:</b>	
ID Number	7007290351087	ID Number	8609120879085
Title	Miss	Title	Miss
Name	Precious Sindisiwe Msimi	Name	Pnumlia Sikenkane
Telephone number	0398331038	Telephone number	0398331038
Cell number	082 598 5467	Cell number	067 957 3640
Fax number	0398331539	Fax number	0398331539
E-mail address	majobemsimi@gmail.com	E-mail address	Sikenkane@ndz.gov.za
<b>Deputy Mayor/Executive Mayor:</b>		<b>Secretary/PA to the Deputy Mayor/Executive Mayor:</b>	
ID Number	8312290301085	ID Number	8812110692084
Title	Miss	Title	Miss
Name	Khaleka Annacieta Hadebe	Name	Nokwanda Chuiwe
Telephone number	0398331038	Telephone number	0398331038
Cell number	063 699 8803	Cell number	082 951 0341
Fax number	0398331539	Fax number	0398331539
E-mail address	khaleka83@gmail.com	E-mail address	chuiwen@ndz.gov.za

**D. MANAGEMENT LEADERSHIP**

<b>Municipal Manager:</b>		<b>Secretary/PA to the Municipal Manager:</b>	
ID Number	6901275582081	ID Number	8807130737083
Title	Mr	Title	Miss
Name	INKOSIYEZWE Cyprian VEZI	Name	SPHUMELELE Mbatna
Telephone number	0398331038	Telephone number	0398331038
Cell number	0739766662	Cell number	0713041194
Fax number	0398331539	Fax number	0398331539
E-mail address	vezini@ndz.gov.za	E-mail address	mbatnan@ndz.gov.za
<b>Chief Financial Officer</b>		<b>Secretary/PA to the Chief Financial Officer</b>	
ID Number	8109265730086	ID Number	0
Title	Mr	Title	Miss
Name	INKHUMBUZENI Philip Mlungwa	Name	Xoliswa Memelela
Telephone number	0398331038	Telephone number	0398331038
Cell number	060 544 5411	Cell number	0608265010
Fax number	0398331539	Fax number	0398331539
E-mail address	cfo@ndz.gov.za	E-mail address	memelela@ndz.gov.za
<b>Official responsible for submitting financial information</b>		<b>Official responsible for submitting financial information</b>	
ID Number	8903295560087	ID Number	9002130867085
Title	Mr	Title	Miss
Name	INKOSINANI Vwelela	Name	NONIMPUMELELO XABA
Telephone number	0398331038	Telephone number	0398331038
Cell number	079 495 6452	Cell number	0789685714
Fax number	0398331539	Fax number	0398331539
E-mail address	welela@ndz.gov.za	E-mail address	xabani@ndz.gov.za
<b>Official responsible for submitting financial information</b>		<b>Official responsible for submitting financial information</b>	
ID Number	8809220867085	ID Number	9301310484087
Title	Miss	Title	Miss
Name	NOJUTHANDO Dlamini	Name	INEMBEEKILE MAKHANYA
Telephone number	0398331038	Telephone number	0398331038
Cell number	063 513 2839	Cell number	0734326527
Fax number	0398331539	Fax number	0398331539
E-mail address	diaminini@ndz.gov.za	E-mail address	makhanyat@ndz.gov.za

KZN436 Dr Nkosazana Dlamini Zuma - Table C1 Monthly Budget Statement Summary - M05 November

Description	2024/25	Budget Year 2025/26							
	Audited Outcome	Original Budget	Adjusted Budget	Monthly Actual	YearTD Actual	YearTD Budget	YTD Variance	YTD Variance %	Full Year Forecast
<b>R thousands</b>									
<b>Financial Performance</b>									
Property rates	44 315	46 096	46 096	3 950	19 459	19 206	252	1%	46 096
Service charges	4 528	4 861	4 861	408	2 043	2 025	17	1%	4 861
Investment revenue	13 672	16 732	16 732	156	3 971	6 972	(3 000)	-43%	16 732
Transfers and subsidies - Operational	179 345	179 187	179 187	1 846	75 937	74 661	1 276	2%	179 187
Other own revenue	21 558	15 641	15 641	361	4 804	6 517	(1 713)	-26%	15 641
<b>Total Revenue (excluding capital transfers and contributions)</b>	<b>263 417</b>	<b>262 517</b>	<b>262 517</b>	<b>6 722</b>	<b>106 214</b>	<b>109 382</b>	<b>(3 168)</b>	<b>-3%</b>	<b>262 517</b>
Employee costs	88 621	104 388	104 388	7 090	35 970	43 495	(7 525)	-17%	104 388
Remuneration of Councillors	12 750	14 499	14 499	1 131	5 754	6 041	(287)	-5%	14 499
Depreciation and amortisation	52 810	54 038	54 038	—	18 235	22 516	(4 280)	-19%	54 038
Interest	2 799	1 240	1 240	0	926	517	410	79%	1 240
Inventory consumed and bulk purchases	4 838	6 627	6 627	224	1 454	2 761	(1 307)	-47%	6 627
Transfers and subsidies	2 357	2 075	2 075	82	411	865	(453)	-52%	2 075
Other expenditure	105 655	114 818	114 818	7 672	38 327	47 836	(9 510)	-20%	114 818
<b>Total Expenditure</b>	<b>269 831</b>	<b>297 684</b>	<b>297 684</b>	<b>16 199</b>	<b>101 077</b>	<b>124 031</b>	<b>(22 953)</b>	<b>-19%</b>	<b>297 684</b>
<b>Surplus/(Deficit)</b>	<b>(6 414)</b>	<b>(35 168)</b>	<b>(35 168)</b>	<b>(9 477)</b>	<b>5 137</b>	<b>(14 649)</b>	<b>19 786</b>	<b>-135%</b>	<b>(35 168)</b>
Transfers and subsidies - capital (monetary allocations)	32 185	38 868	38 868	2 408	13 310	16 195	(2 885)	-18%	38 868
Transfers and subsidies - capital (in-kind)	—	—	—	—	—	—	—	—	—
<b>Surplus/(Deficit) after capital transfers &amp; contributions</b>	<b>25 771</b>	<b>3 700</b>	<b>3 700</b>	<b>(7 068)</b>	<b>18 447</b>	<b>1 546</b>	<b>16 901</b>	<b>1093%</b>	<b>3 700</b>
Share of surplus/ (deficit) of associate	—	—	—	—	—	—	—	—	—
<b>Surplus/ (Deficit) for the year</b>	<b>25 771</b>	<b>3 700</b>	<b>3 700</b>	<b>(7 068)</b>	<b>18 447</b>	<b>1 546</b>	<b>16 901</b>	<b>1093%</b>	<b>3 700</b>
<b>Capital expenditure &amp; funds sources</b>									
<b>Capital expenditure</b>	<b>74 096</b>	<b>62 833</b>	<b>62 833</b>	<b>5 047</b>	<b>16 641</b>	<b>26 180</b>	<b>(9 539)</b>	<b>-36%</b>	<b>62 833</b>
Capital transfers recognised	54	33 798	33 798	2 025	11 574	14 083	(2 508)	-18%	33 798
Borrowing	—	—	—	—	—	—	—	—	—
Internally generated funds	18 635	29 034	29 034	3 022	5 067	12 098	(7 031)	-58%	29 034
<b>Total sources of capital funds</b>	<b>18 689</b>	<b>62 833</b>	<b>62 833</b>	<b>5 047</b>	<b>16 641</b>	<b>26 180</b>	<b>(9 539)</b>	<b>-36%</b>	<b>62 833</b>
<b>Financial position</b>									
Total current assets	200 864	160 934	160 934		218 205				160 934
Total non current assets	536 560	615 740	615 740		589 837				615 740
Total current liabilities	42 761	50 619	50 619		39 716				50 619
Total non current liabilities	26 285	23 347	23 347		26 630				23 347
Community wealth/Equity	723 249	702 708	702 708		723 249				702 708
<b>Cash flows</b>									
Net cash from (used) operating	576 176	56 420	56 420	(4 764)	225 400	23 508	(201 891)	-859%	281 356
Net cash from (used) investing	(78 070)	(72 258)	(72 258)	(3 725)	(17 857)	30 107	47 964	159%	72 258
Net cash from (used) financing	—	—	—	—	—	—	—	—	—
<b>Cash/cash equivalents at the month/year end</b>	<b>784 407</b>	<b>70 039</b>	<b>70 039</b>	<b>—</b>	<b>565 806</b>	<b>139 493</b>	<b>(426 314)</b>	<b>-306%</b>	<b>711 877</b>
<b>Debtors &amp; creditors analysis</b>	<b>0-30 Days</b>	<b>31-60 Days</b>	<b>61-90 Days</b>	<b>91-120 Days</b>	<b>121-150 Dys</b>	<b>151-180 Dys</b>	<b>181 Dys-1 Yr</b>	<b>Over 1Yr</b>	<b>Total</b>
<b>Debtors Age Analysis</b>									
Total By Income Source	—	—	—	—	—	—	—	—	—
<b>Creditors Age Analysis</b>									
Total Creditors	—	—	—	—	—	—	—	—	—

KZN436 Dr Nkosazana Dlamini Zuma - Table C2 Monthly Budget Statement - Financial Performance (functional classification) - M05 November

Description	Ref	2024/25	Budget Year 2025/26							
		Audited Outcome	Original Budget	Adjusted Budget	Monthly Actual	YearTD Actual	YearTD Budget	YTD Variance	YTD % Variance	Full Year Forecast
<b>R thousands</b>										
<b>Revenue - Functional</b>										
<b>Governance and administration</b>		245 418	248 445	248 445	4 350	99 690	103 519	(3 829)	-4%	248 445
Executive and council		-	-	-	-	-	-	-	-	-
Finance and administration		245 418	248 445	248 445	4 350	99 690	103 519	(3 829)	-4%	248 445
Internal audit		-	-	-	-	-	-	-	-	-
<b>Community and public safety</b>		6 512	6 753	6 753	1 062	2 966	2 814	152	5%	6 753
Community and social services		4 868	4 942	4 942	905	2 257	2 059	198	10%	4 942
Sport and recreation		-	-	-	-	-	-	-	-	-
Public safety		1 644	1 811	1 811	156	708	755	(46)	-6%	1 811
Housing		-	-	-	-	-	-	-	-	-
Health		-	-	-	-	-	-	-	-	-
<b>Economic and environmental services</b>		33 491	41 325	41 325	3 311	14 826	17 219	(2 392)	-14%	41 325
Planning and development		307	322	322	60	139	134	5	4%	322
Road transport		33 184	41 003	41 003	3 251	14 687	17 085	(2 398)	-14%	41 003
Environmental protection		-	-	-	-	-	-	-	-	-
<b>Trading services</b>		10 181	4 861	4 861	408	2 043	2 025	17	1%	4 861
Energy sources		4 786	-	-	-	-	-	-	-	-
Water management		-	-	-	-	-	-	-	-	-
Waste water management		-	-	-	-	-	-	-	-	-
Waste management		5 395	4 861	4 861	408	2 043	2 025	17	1%	4 861
<b>Other</b>	4	-	-	-	-	-	-	-	-	-
<b>Total Revenue - Functional</b>	2	295 602	301 385	301 385	9 130	119 525	125 577	(6 052)	-5%	301 385
<b>Expenditure - Functional</b>										
<b>Governance and administration</b>		160 102	180 396	180 396	9 006	60 465	75 161	(14 696)	-20%	180 396
Executive and council		28 962	31 746	31 746	2 326	11 388	13 227	(1 839)	-14%	31 746
Finance and administration		128 413	144 732	144 786	6 184	47 853	60 323	(12 471)	-21%	144 786
Internal audit		2 727	3 919	3 865	495	1 224	1 610	(386)	-24%	3 865
<b>Community and public safety</b>		38 498	43 298	43 298	2 705	14 561	18 041	(3 480)	-19%	43 298
Community and social services		19 959	22 053	22 090	1 236	8 390	9 204	(814)	-9%	22 090
Sport and recreation		173	-	-	14	72	-	72	-	-
Public safety		15 578	20 237	20 199	1 142	5 676	8 416	(2 740)	-33%	20 199
Housing		2 788	1 009	1 009	313	423	420	3	1%	1 009
Health		-	-	-	-	-	-	-	-	-
<b>Economic and environmental services</b>		51 040	57 993	57 993	3 659	21 716	24 164	(2 447)	-10%	57 993
Planning and development		10 156	24 432	24 432	1 503	6 765	10 180	(3 415)	-34%	24 432
Road transport		40 884	33 560	33 560	2 156	14 951	13 983	968	7%	33 560
Environmental protection		-	-	-	-	-	-	-	-	-
<b>Trading services</b>		18 414	10 902	10 902	735	3 819	4 542	(724)	-16%	10 902
Energy sources		8 334	-	-	-	-	-	-	-	-
Water management		-	-	-	-	-	-	-	-	-
Waste water management		-	-	-	-	-	-	-	-	-
Waste management		10 079	10 902	10 902	735	3 819	4 542	(724)	-16%	10 902
<b>Other</b>		1 777	5 095	5 095	94	517	2 123	(1 606)	-76%	5 095
<b>Total Expenditure - Functional</b>	3	269 831	297 684	297 684	16 199	101 077	124 031	(22 953)	-19%	297 684
<b>Surplus/ (Deficit) for the year</b>		25 771	3 700	3 700	(7 068)	18 447	1 546	16 901	1093%	3 700



KZN436 Dr Nkosazana Dlamini Zuma - Table C3 Monthly Budget Statement - Financial Performance (revenue and expenditure by municipal vote) - M05

Vote Description	Ref	2024/25	Budget Year 2025/26							
		Audited Outcome	Original Budget	Adjusted Budget	Monthly Actual	YearTD Actual	YearTD Budget	YTD Variance	YTD Variance %	Full Year Forecast
R thousands										
Revenue by Vote	1									
Vote 1 - EXECUTIVE AND COUNCIL		-	-	-	-	-	-	-	-	-
Vote 2 - BUDGET AND TREASURY		245 749	248 386	248 386	4 476	100 084	103 494	(3 411)	-3,3%	248 386
Vote 3 - CORPORATE SERVICES		126	59	59	-	-	25	(25)	-100,0%	59
Vote 4 - COMMUNITY SERVICES		10 618	11 614	11 614	1 379	4 650	4 839	(189)	-3,9%	11 614
Vote 5 - PUBLIC WORKS AND BASIC SERVICES		38 803	41 003	41 003	3 251	14 687	17 085	(2 398)	-14,0%	41 003
Vote 6 - PLANNING AND DEVELOPMNT		306	322	322	24	104	134	(30)	-22,6%	322
Vote 7 - [NAME OF VOTE 7]		-	-	-	-	-	-	-	-	-
Vote 8 - [NAME OF VOTE 8]		-	-	-	-	-	-	-	-	-
Vote 9 - [NAME OF VOTE 9]		-	-	-	-	-	-	-	-	-
Vote 10 - [NAME OF VOTE 10]		-	-	-	-	-	-	-	-	-
Vote 11 - [NAME OF VOTE 11]		-	-	-	-	-	-	-	-	-
Vote 12 - [NAME OF VOTE 12]		-	-	-	-	-	-	-	-	-
Vote 13 - [NAME OF VOTE 13]		-	-	-	-	-	-	-	-	-
Vote 14 - [NAME OF VOTE 14]		-	-	-	-	-	-	-	-	-
Vote 15 - [NAME OF VOTE 15]		-	-	-	-	-	-	-	-	-
Total Revenue by Vote	2	295 602	301 385	301 385	9 130	119 525	125 577	(6 052)	-4,8%	301 385
Expenditure by Vote	1									
Vote 1 - EXECUTIVE AND COUNCIL		31 690	35 665	35 611	2 821	12 613	14 838	(2 225)	-15,0%	35 611
Vote 2 - BUDGET AND TREASURY		87 966	94 656	94 710	3 387	31 268	39 458	(8 190)	-20,8%	94 710
Vote 3 - CORPORATE SERVICES		40 446	49 575	49 575	2 797	16 584	20 656	(4 072)	-19,7%	49 575
Vote 4 - COMMUNITY SERVICES		35 710	42 290	42 290	2 392	14 138	17 621	(3 483)	-19,8%	42 290
Vote 5 - PUBLIC WORKS AND BASIC SERVICES		63 661	56 463	56 463	4 228	23 741	23 526	215	0,9%	56 463
Vote 6 - PLANNING AND DEVELOPMNT		10 358	19 035	19 035	573	2 734	7 931	(5 198)	-65,5%	19 035
Vote 7 - [NAME OF VOTE 7]		-	-	-	-	-	-	-	-	-
Vote 8 - [NAME OF VOTE 8]		-	-	-	-	-	-	-	-	-
Vote 9 - [NAME OF VOTE 9]		-	-	-	-	-	-	-	-	-
Vote 10 - [NAME OF VOTE 10]		-	-	-	-	-	-	-	-	-
Vote 11 - [NAME OF VOTE 11]		-	-	-	-	-	-	-	-	-
Vote 12 - [NAME OF VOTE 12]		-	-	-	-	-	-	-	-	-
Vote 13 - [NAME OF VOTE 13]		-	-	-	-	-	-	-	-	-
Vote 14 - [NAME OF VOTE 14]		-	-	-	-	-	-	-	-	-
Vote 15 - [NAME OF VOTE 15]		-	-	-	-	-	-	-	-	-
Total Expenditure by Vote	2	269 831	297 684	297 684	16 199	101 077	124 031	(22 953)	-18,5%	297 684
Surplus/ (Deficit) for the year	2	25 771	3 700	3 700	(7 068)	18 447	1 546	16 901	1093,2%	3 700

KZN436 Dr Nkosazana Dlamini Zuma - Table C4 Monthly Budget Statement - Financial Performance (revenue and expenditure) - M05 November

Description	Ref	2024/25	Budget Year 2025/26							
		Audited Outcome	Original Budget	Adjusted Budget	Monthly Actual	YearTD Actual	YearTD Budget	YTD Variance	YTD Variance	Full Year Forecast
<b>Revenue</b>									%	
<b>Exchange Revenue</b>										
Service charges - Electricity		-	-	-	-	-	-	-		-
Service charges - Water		-	-	-	-	-	-	-		-
Service charges - Waste Water Management		-	-	-	-	-	-	-		-
Service charges - Waste management		4 528	4 861	4 861	408	2 043	2 025	17	1%	4 861
Sale of Goods and Rendering of Services		5 294	647	647	71	211	269	(58)	-22%	647
Agency services		605	751	751	61	195	313	(117)	-37%	751
Interest		-	-	-	-	-	-	-		-
Interest earned from Receivables		-	-	-	-	-	-	-		-
Interest earned from Current and Non Current Assets		13 672	16 732	16 732	156	3 971	6 972	(3 000)	-43%	16 732
Dividends		-	-	-	-	-	-	-		-
Rent on Land		-	-	-	-	-	-	-		-
Rental from Fixed Assets		1 885	2 153	2 153	113	588	897	(309)	-34%	2 153
Licence and permits		691	445	445	16	214	185	29	15%	445
Special rating levies		-	-	-	-	-	-	-		-
Operational Revenue		185	825	825	2	58	344	(286)	-83%	825
<b>Non-Exchange Revenue</b>										
Property rates		44 315	46 096	46 096	3 950	19 459	19 206	252	1%	46 096
Surcharges and Taxes		-	-	-	-	-	-	-		-
Fines, penalties and forfeits		911	2 602	2 602	111	1 200	1 084	115	11%	2 602
Licence and permits		-	20	20	-	-	8	(8)	-100%	20
Transfer and subsidies - Operational		179 345	179 187	179 187	1 846	75 937	74 661	1 276	2%	179 187
Interest		9 066	8 198	8 198	(13)	2 337	3 416	(1 079)	-32%	8 198
Fuel Levy		-	-	-	-	-	-	-		-
Operational Revenue		-	-	-	-	-	-	-		-
Gains on disposal of Assets		543	-	-	-	-	-	-		-
Other Gains		2 378	-	-	-	-	-	-		-
Discontinued Operations		-	-	-	-	-	-	-		-
<b>Total Revenue (excluding capital transfers and contributions)</b>		<b>263 417</b>	<b>262 517</b>	<b>262 517</b>	<b>6 722</b>	<b>106 214</b>	<b>109 382</b>	<b>-</b>		<b>262 517</b>
<b>Expenditure By Type</b>										
Employee related costs		88 621	104 388	104 388	7 090	35 970	43 495	(7 525)	-17%	104 388
Remuneration of councillors		12 750	14 499	14 499	1 131	5 754	6 041	(287)	-5%	14 499
Bulk purchases - electricity		-	-	-	-	-	-	-		-
Inventory consumed		4 838	6 627	6 627	224	1 454	2 761	(1 307)	-47%	6 627
Debt impairment		(150)	4 746	4 746	-	(1 136)	1 977	(3 113)	-157%	4 746
Depreciation and amortisation		52 810	54 038	54 038	-	18 235	22 516	(4 280)	-19%	54 038
Interest		2 799	1 240	1 240	0	926	517	410	79%	1 240
Contracted services		55 200	59 858	59 895	4 015	22 138	24 956	(2 819)	-11%	59 895
Transfers and subsidies		2 357	2 075	2 075	82	411	865	(453)	-52%	2 075
Irrecoverable debts written off		2 566	3 900	3 900	98	533	1 625	(1 092)	-67%	3 900
Operational costs		48 039	46 314	46 277	3 559	16 792	19 278	(2 486)	-13%	46 277
Losses on Disposal of Assets		-	-	-	-	-	-	-		-
Other Losses		-	-	-	-	-	-	-		-
<b>Total Expenditure</b>		<b>269 831</b>	<b>297 684</b>	<b>297 684</b>	<b>16 199</b>	<b>101 077</b>	<b>124 031</b>	<b>(22 953)</b>	<b>-19%</b>	<b>297 684</b>
<b>Surplus/(Deficit)</b>		<b>(6 414)</b>	<b>(35 168)</b>	<b>(35 168)</b>	<b>(9 477)</b>	<b>5 137</b>	<b>(14 649)</b>	<b>22 953</b>	<b>(0)</b>	<b>(35 168)</b>
Transfers and subsidies - capital (monetary allocations)		32 185	38 868	38 868	2 408	13 310	16 195	(2 885)	(0)	38 868
Transfers and subsidies - capital (in-kind)		-	-	-	-	-	-	-		-
<b>Surplus/(Deficit) after capital transfers &amp; contributions</b>		<b>25 771</b>	<b>3 700</b>	<b>3 700</b>	<b>(7 068)</b>	<b>18 447</b>	<b>1 546</b>			<b>3 700</b>
Income Tax		-	-	-	-	-	-	-		-
<b>Surplus/(Deficit) after income tax</b>		<b>25 771</b>	<b>3 700</b>	<b>3 700</b>	<b>(7 068)</b>	<b>18 447</b>	<b>1 546</b>			<b>3 700</b>
Share of Surplus/Deficit attributable to Joint Venture		-	-	-	-	-	-			-
Share of Surplus/Deficit attributable to Minorities		-	-	-	-	-	-			-
<b>Surplus/(Deficit) attributable to municipality</b>		<b>25 771</b>	<b>3 700</b>	<b>3 700</b>	<b>(7 068)</b>	<b>18 447</b>	<b>1 546</b>			<b>3 700</b>
Share of Surplus/Deficit attributable to Associate		-	-	-	-	-	-			-
Intercompany/Parent subsidiary transactions		-	-	-	-	-	-			-
<b>Surplus/ (Deficit) for the year</b>		<b>25 771</b>	<b>3 700</b>	<b>3 700</b>	<b>(7 068)</b>	<b>18 447</b>	<b>1 546</b>			<b>3 700</b>

KZN436 Dr Nkosazana Dlamini Zuma - Table C5 Monthly Budget Statement - Capital Expenditure (municipal vote, functional classification and funding) - M05 November

Vote Description	Ref	2024/25	Budget Year 2025/26							
		Audited Outcome	Original Budget	Adjusted Budget	Monthly Actual	YearTD Actual	YearTD Budget	YTD Variance	YTD Variance %	Full Year Forecast
<b>R thousands</b>	1									
<b>Multi-Year expenditure appropriation</b>	2									
Vote 1 - EXECUTIVE AND COUNCIL		-	-	-	-	-	-	-	-	-
Vote 2 - BUDGET AND TREASURY		-	100	100	-	-	42	(42)	-100%	100
Vote 3 - CORPORATE SERVICES		-	120	120	-	-	50	(50)	-100%	120
Vote 4 - COMMUNITY SERVICES		2 406	3 360	3 360	-	-	1 400	(1 400)	-100%	3 360
Vote 5 - PUBLIC WORKS AND BASIC SERVICES		166	41 151	41 151	3 251	12 800	17 146	(4 346)	-25%	41 151
Vote 6 - PLANNING AND DEVELOPMNT		-	-	-	-	-	-	-	-	-
Vote 7 - [NAME OF VOTE 7]		-	-	-	-	-	-	-	-	-
Vote 8 - [NAME OF VOTE 8]		-	-	-	-	-	-	-	-	-
Vote 9 - [NAME OF VOTE 9]		-	-	-	-	-	-	-	-	-
Vote 10 - [NAME OF VOTE 10]		-	-	-	-	-	-	-	-	-
Vote 11 - [NAME OF VOTE 11]		-	-	-	-	-	-	-	-	-
Vote 12 - [NAME OF VOTE 12]		-	-	-	-	-	-	-	-	-
Vote 13 - [NAME OF VOTE 13]		-	-	-	-	-	-	-	-	-
Vote 14 - [NAME OF VOTE 14]		-	-	-	-	-	-	-	-	-
Vote 15 - [NAME OF VOTE 15]		-	-	-	-	-	-	-	-	-
<b>Total Capital Multi-year expenditure</b>	4,7	2 571	44 731	44 731	3 251	12 800	18 638	(5 838)	-31%	44 731
<b>Single Year expenditure appropriation</b>	2									
Vote 1 - EXECUTIVE AND COUNCIL		114	231	231	75	110	96	13	14%	231
Vote 2 - BUDGET AND TREASURY		57 411	1 721	1 721	-	671	717	(46)	-6%	1 721
Vote 3 - CORPORATE SERVICES		2 261	2 562	2 562	-	669	1 067	(398)	-37%	2 562
Vote 4 - COMMUNITY SERVICES		6 205	6 798	6 798	-	309	2 833	(2 524)	-89%	6 798
Vote 5 - PUBLIC WORKS AND BASIC SERVICES		4 900	6 384	6 384	1 721	1 937	2 660	(723)	-27%	6 384
Vote 6 - PLANNING AND DEVELOPMNT		634	405	405	-	146	169	(23)	-14%	405
Vote 7 - [NAME OF VOTE 7]		-	-	-	-	-	-	-	-	-
Vote 8 - [NAME OF VOTE 8]		-	-	-	-	-	-	-	-	-
Vote 9 - [NAME OF VOTE 9]		-	-	-	-	-	-	-	-	-
Vote 10 - [NAME OF VOTE 10]		-	-	-	-	-	-	-	-	-
Vote 11 - [NAME OF VOTE 11]		-	-	-	-	-	-	-	-	-
Vote 12 - [NAME OF VOTE 12]		-	-	-	-	-	-	-	-	-
Vote 13 - [NAME OF VOTE 13]		-	-	-	-	-	-	-	-	-
Vote 14 - [NAME OF VOTE 14]		-	-	-	-	-	-	-	-	-
Vote 15 - [NAME OF VOTE 15]		-	-	-	-	-	-	-	-	-
<b>Total Capital single-year expenditure</b>	4	71 525	18 102	18 102	1 796	3 841	7 542	(3 701)	-49%	18 102
<b>Total Capital Expenditure</b>	3	74 096	62 833	62 833	5 047	16 641	26 180	(9 539)	-36%	62 833
<b>Capital Expenditure - Functional Classification</b>										
<b>Governance and administration</b>		60 586	4 734	4 734	75	1 450	1 973	(523)	-27%	4 734
Executive and council		114	231	231	75	110	96	13	14%	231
Finance and administration		60 471	4 503	4 503	-	1 340	1 876	(536)	-29%	4 503
Internal audit		-	-	-	-	-	-	-	-	-
<b>Community and public safety</b>		8 623	10 495	10 495	-	525	4 373	(3 848)	-88%	10 495
Community and social services		5 876	4 717	4 717	-	250	1 965	(1 716)	-87%	4 717
Sport and recreation		-	-	-	-	-	-	-	-	-
Public safety		2 747	5 778	5 778	-	275	2 408	(2 133)	-89%	5 778
Housing		-	-	-	-	-	-	-	-	-
Health		-	-	-	-	-	-	-	-	-
<b>Economic and environmental services</b>		4 792	42 403	42 403	3 826	13 521	17 668	(4 147)	-23%	42 403
Planning and development		1 167	34 363	34 504	3 264	12 959	14 377	(1 418)	-10%	34 504
Road transport		3 625	8 040	7 899	562	562	3 291	(2 729)	-83%	7 899
Environmental protection		-	-	-	-	-	-	-	-	-
<b>Trading services</b>		96	900	900	-	-	375	(375)	-100%	900
Energy sources		-	-	-	-	-	-	-	-	-
Water management		-	-	-	-	-	-	-	-	-
Waste water management		-	800	800	-	-	333	(333)	-100%	800
Waste management		96	100	100	-	-	42	(42)	-100%	100
<b>Other</b>		-	4 300	4 300	1 146	1 146	1 792	(646)	-36%	4 300
<b>Total Capital Expenditure - Functional Classification</b>	3	74 096	62 833	62 833	5 047	16 641	26 180	(9 539)	-36%	62 833
<b>Funded by:</b>										
National Government		54	33 798	33 798	2 025	11 574	14 083	(2 508)	-18%	33 798
Provincial Government		-	-	-	-	-	-	-	-	-
District Municipality		-	-	-	-	-	-	-	-	-
Transfers and subsidies - capital (monetary allocations) (Nat / Prov Departm Agencies, Households, Non-profit Institutions, Private Enterprises, Public Corporatons, Higher Educ Institutions)		-	-	-	-	-	-	-	-	-
<b>Transfers recognised - capital</b>		54	33 798	33 798	2 025	11 574	14 083	(2 508)	-18%	33 798
<b>Borrowing</b>	6	-	-	-	-	-	-	-	-	-
<b>Internally generated funds</b>		18 635	29 034	29 034	3 022	5 067	12 098	(7 031)	-58%	29 034
<b>Total Capital Funding</b>	7	18 689	62 833	62 833	5 047	16 641	26 180	(9 539)	-36%	62 833

KZN436 Dr Nkosazana Dlamini Zuma - Table C6 Monthly Budget Statement - Financial Position - M05 November

Description	Ref	2024/25	Budget Year 2025/26			
		Audited Outcome	Original Budget	Adjusted Budget	YearTD Actual	Full Year Forecast
<b>R thousands</b>						
<b>ASSETS</b>	1					
<b>Current assets</b>						
Cash and cash equivalents		133 333	70 039	70 039	144 018	70 039
Trade and other receivables from exchange transactions		5 311	6 146	6 146	5 398	6 146
Receivables from non-exchange transactions		57 887	78 941	78 941	65 705	78 941
Current portion of non-current receivables		—	—	—	—	—
Inventory		—	586	586	—	586
VAT		3 580	4 489	4 489	2 330	4 489
Other current assets		753	732	732	753	732
<b>Total current assets</b>		<b>200 864</b>	<b>160 934</b>	<b>160 934</b>	<b>218 205</b>	<b>160 934</b>
<b>Non current assets</b>						
Investments		—	—	—	—	—
Investment property		30 780	30 302	30 302	30 780	30 302
Property, plant and equipment		505 034	584 478	584 478	558 256	584 478
Biological assets		—	—	—	—	—
Living and non-living resources		—	—	—	—	—
Heritage assets		—	—	—	—	—
Intangible assets		746	961	961	801	961
Trade and other receivables from exchange transactions		—	—	—	—	—
Non-current receivables from non-exchange transactions		—	—	—	—	—
Other non-current assets		—	—	—	—	—
<b>Total non current assets</b>		<b>536 560</b>	<b>615 740</b>	<b>615 740</b>	<b>589 837</b>	<b>615 740</b>
<b>TOTAL ASSETS</b>		<b>737 423</b>	<b>776 674</b>	<b>776 674</b>	<b>808 042</b>	<b>776 674</b>
<b>LIABILITIES</b>						
<b>Current liabilities</b>						
Bank overdraft		—	—	—	—	—
Financial liabilities		120	264	264	(0)	264
Consumer deposits		(9)	—	—	(3)	—
Trade and other payables from exchange transactions		36 124	37 745	37 745	25 475	37 745
Trade and other payables from non-exchange transactions		533	157	157	7 589	157
Provision		10 038	12 041	12 041	10 615	12 041
VAT		(4 045)	412	412	(3 961)	412
Other current liabilities		—	—	—	—	—
<b>Total current liabilities</b>		<b>42 761</b>	<b>50 619</b>	<b>50 619</b>	<b>39 716</b>	<b>50 619</b>
<b>Non current liabilities</b>						
Financial liabilities		0	120	120	0	120
Provision		16 174	15 150	15 150	16 519	15 150
Long term portion of trade payables		—	—	—	—	—
Other non-current liabilities		10 111	8 076	8 076	10 111	8 076
<b>Total non current liabilities</b>		<b>26 285</b>	<b>23 347</b>	<b>23 347</b>	<b>26 630</b>	<b>23 347</b>
<b>TOTAL LIABILITIES</b>		<b>69 046</b>	<b>73 966</b>	<b>73 966</b>	<b>66 346</b>	<b>73 966</b>
<b>NET ASSETS</b>	2	<b>668 377</b>	<b>702 708</b>	<b>702 708</b>	<b>741 696</b>	<b>702 708</b>
<b>COMMUNITY WEALTH/EQUITY</b>						
Accumulated Surplus/(Deficit)		718 567	695 877	695 877	718 567	695 877
Reserves and funds		4 682	6 831	6 831	4 682	6 831
Other		—	—	—	—	—
<b>TOTAL COMMUNITY WEALTH/EQUITY</b>	2	<b>723 249</b>	<b>702 708</b>	<b>702 708</b>	<b>723 249</b>	<b>702 708</b>

KZN436 Dr Nkosazana Dlamini Zuma - Table C7 Monthly Budget Statement - Cash Flow - M05 November

Description	Ref	2024/25	Budget Year 2025/26							
		Audited Outcome	Original Budget	Adjusted Budget	Monthly Actual	YearTD Actual	YearTD Budget	YTD Variance	YTD Variance	Full Year Forecast
<b>R thousands</b>										
<b>CASH FLOW FROM OPERATING ACTIVITIES</b>	1								%	
<b>Receipts</b>										
Property rates		384 160	35 494	35 494	-	164 736	14 789	149 947	1014%	35 494
Service charges		2 539	4 304	4 304	-	953	1 794	(840)	-47%	4 304
Other revenue		1 712	30 535	30 535	-	493	12 723	(12 230)	-96%	30 535
Transfers and Subsidies - Operational		248 127	179 187	179 187	-	73 156	74 661	(1 505)	-2%	179 187
Transfers and Subsidies - Capital		18 440	38 868	38 868	-	18 000	16 195	1 805	11%	38 868
Interest		404	16 732	16 732	-	137	6 972	(6 834)	-98%	16 732
Dividends		-	-	-	-	-	-	-		-
<b>Payments</b>										
Suppliers and employees		(79 206)	(245 385)	(245 385)	(4 764)	(32 075)	(102 244)	(70 168)	69%	(20 449)
Interest		-	(1 240)	(1 240)	-	-	(517)	(517)	100%	(1 240)
Transfers and Subsidies		-	(2 075)	(2 075)	-	-	(865)	(865)	100%	(2 075)
<b>NET CASH FROM/(USED) OPERATING ACTIVITIES</b>		<b>576 176</b>	<b>56 420</b>	<b>56 420</b>	<b>(4 764)</b>	<b>225 400</b>	<b>23 508</b>	<b>(201 891)</b>	<b>-859%</b>	<b>281 356</b>
<b>CASH FLOWS FROM INVESTING ACTIVITIES</b>										
<b>Receipts</b>										
Proceeds on disposal of PPE		-	-	-	-	-	-	-		-
Decrease (increase) in non-current receivables		-	-	-	-	-	-	-		-
Decrease (increase) in non-current investments		-	-	-	-	-	-	-		-
<b>Payments</b>										
Capital assets		(78 070)	(72 258)	(72 258)	(3 725)	(17 857)	30 107	47 964	159%	72 258
<b>NET CASH FROM/(USED) INVESTING ACTIVITIES</b>		<b>(78 070)</b>	<b>(72 258)</b>	<b>(72 258)</b>	<b>(3 725)</b>	<b>(17 857)</b>	<b>30 107</b>	<b>47 964</b>	<b>159%</b>	<b>72 258</b>
<b>CASH FLOWS FROM FINANCING ACTIVITIES</b>										
<b>Receipts</b>										
Short term loans		-	-	-	-	-	-	-		-
Borrowing long term/refinancing		-	-	-	-	-	-	-		-
Increase (decrease) in consumer deposits		-	-	-	-	-	-	-		-
<b>Payments</b>										
Repayment of borrowing		-	-	-	-	-	-	-		-
<b>NET CASH FROM/(USED) FINANCING ACTIVITIES</b>		<b>-</b>	<b>-</b>	<b>-</b>	<b>-</b>	<b>-</b>	<b>-</b>	<b>-</b>		<b>-</b>
<b>NET INCREASE/ (DECREASE) IN CASH HELD</b>		<b>498 107</b>	<b>(15 838)</b>	<b>(15 838)</b>	<b>(8 489)</b>	<b>207 543</b>	<b>53 615</b>			<b>353 613</b>
Cash/cash equivalents at beginning:		286 301	85 877	85 877		358 264	85 877			358 264
Cash/cash equivalents at month/year end:		784 407	70 039	70 039		565 806	139 493			711 877

## KZN436 Dr Nkosazana Dlamini Zuma - Supporting Table SC2 Monthly Budget Statement - performance indicators - M05 November

Description of financial indicator	Basis of calculation	Ref	2024/25	Budget Year 2025/26			
			Audited Outcome	Original Budget	Adjusted Budget	YearTD Actual	Full Year Forecast
<b><u>Borrowing Management</u></b>							
Capital Charges to Operating Expenditure	Interest & principal paid/Operating Expenditure		1,0%	18,6%	18,6%	19,0%	18,6%
Borrowed funding of 'own' capital expenditure	Borrowings/Capital expenditure excl. transfers and grants		0,0%	0,0%	0,0%	0,0%	0,0%
<b><u>Safety of Capital</u></b>							
Debt to Equity	Loans, Accounts Payable, Overdraft & Tax Provision/ Funds & Reserves		6,5%	6,6%	6,6%	6,0%	6,6%
Gearing	Long Term Borrowing/ Funds & Reserves		0,0%	1,8%	1,8%	0,0%	1,8%
<b><u>Liquidity</u></b>							
Current Ratio	Current assets/current liabilities	1	469,7%	317,9%	317,9%	549,4%	317,9%
Liquidity Ratio	Monetary Assets/Current Liabilities		311,8%	138,4%	138,4%	362,6%	138,4%
<b><u>Revenue Management</u></b>							
Annual Debtors Collection Rate (Payment Level %)	Last 12 Mths Receipts/ Last 12 Mths Billing						
Outstanding Debtors to Revenue	Total Outstanding Debtors to Annual Revenue		24,3%	32,7%	32,7%	67,7%	32,7%
Longstanding Debtors Recovered	Debtors > 12 Mths Recovered/Total Debtors > 12 Months Old		0,0%	0,0%	0,0%	0,0%	0,0%
<b><u>Creditors Management</u></b>							
Creditors System Efficiency	% of Creditors Paid Within Terms (within MFMA s 65(e))						
<b><u>Funding of Provisions</u></b>							
Percentage Of Provisions Not Funded	Unfunded Provisions/Total Provisions						
<b><u>Other Indicators</u></b>							
Electricity Distribution Losses	% Volume (units purchased and generated less units sold)/units purchased and generated	2					
Water Distribution Losses	% Volume (units purchased and own source less units sold)/Total units purchased and own source	2					
Employee costs	Employee costs/Total Revenue - capital revenue		33,6%	39,8%	39,8%	33,9%	39,8%
Repairs & Maintenance	R&M/Total Revenue - capital revenue		5,1%	6,2%	6,2%	5,8%	6,2%
Interest & Depreciation	I&D/Total Revenue - capital revenue		21,1%	21,1%	21,1%	18,0%	21,1%
<b><u>IDP regulation financial viability indicators</u></b>							
i. Debt coverage	(Total Operating Revenue - Operating Grants)/Debt service payments due within financial year						
ii. O/S Service Debtors to Revenue	Total outstanding service debtors/annual revenue received for services						
iii. Cost coverage	(Available cash + Investments)/monthly fixed operational expenditure						

## KZN436 Dr Nkosazana Dlamini Zuma - Supporting Table SC4 Monthly Budget Statement - aged creditors - M05 November

Description	NT Code	Budget Year 2025/26									Prior year totals for chart (same period)
		0 - 30 Days	31 - 60 Days	61 - 90 Days	91 - 120 Days	121 - 150 Days	151 - 180 Days	181 Days - 1 Year	Over 1 Year	Total	
<b>R thousands</b>											
<b>Creditors Age Analysis By Customer Type</b>											
Bulk Electricity	0100	-	-	-	-	-	-	-	-	-	-
Bulk Water	0200	-	-	-	-	-	-	-	-	-	-
PAYE deductions	0300	-	-	-	-	-	-	-	-	-	-
VAT (output less input)	0400	-	-	-	-	-	-	-	-	-	-
Pensions / Retirement deductions	0500	-	-	-	-	-	-	-	-	-	-
Loan repayments	0600	-	-	-	-	-	-	-	-	-	-
Trade Creditors	0700	-	-	-	-	-	-	-	-	-	-
Auditor General	0800	-	-	-	-	-	-	-	-	-	-
Other	0900	-	-	-	-	-	-	-	-	-	-
Medical Aid deductions	0950	-	-	-	-	-	-	-	-	-	-
<b>Total By Customer Type</b>	<b>1000</b>	-	-	-	-	-	-	-	-	-	-





## KZN436 Dr Nkosazana Dlamini Zuma - Supporting Table SC7(1) Monthly Budget Statement - transfers and grant expenditure - M05 November

R thousands	Description	Ref	2024/25	Budget Year 2025/26							Full Year Forecast
			Audited Outcome	Original Budget	Adjusted Budget	Monthly Actual	YearTD Actual	YearTD Budget	YTD Variance	YTD Variance %	
<b>EXPENDITURE</b>											
<b>Operating expenditure of Transfers and Grants</b>											
<b>National Government:</b>											
	Operational Revenue:General Revenue:Equitable Share		(161 504)	(174 254)	(174 254)	941	(68 086)	(72 606)	4 520	-6,2%	(174 254)
	Operational:Revenue:General Revenue:Fuel Levy		(170 740)	(170 119)	(170 119)	—	(70 883)	(70 883)	(0)	0,0%	(170 119)
	Energy Efficiency and Demand-side [Schedule 5B]		—	—	—	—	—	—	—	—	—
	Expanded Public Works Programme Integrated Grant for Municipalities [Schedule 5B]		1 832	(2 135)	(2 135)	843	1 377	(890)	2 266	-254,8%	(2 135)
	Infrastructure Skills Development Grant [Schedule 5B]		—	—	—	—	—	—	—	—	—
	Local Government Financial Management Grant [Schedule 5B]		1 900	(2 000)	(2 000)	98	1 420	(833)	2 253	-270,4%	(2 000)
	Municipal Disaster Grant [Schedule 5B]		—	—	—	—	—	—	—	—	—
	Programme and Project Preparation Support Grant		—	—	—	—	—	—	—	—	—
	<b>Provincial Government:</b>		4 873	(4 933)	(4 933)	905	2 257	(2 055)	4 313	-209,8%	(4 933)
	Specify (Add grant description)		1 797	(1 719)	(1 719)	108	782	(716)	1 498	-209,1%	(1 719)
	Specify (Add grant description)		3 076	(3 214)	(3 214)	797	1 476	(1 339)	2 815	-210,2%	(3 214)
	Parent Municipality / Entity		—	—	—	—	—	—	—	—	—
	<b>Total operating expenditure of Transfers and Grants:</b>		(156 631)	(179 187)	(179 187)	1 846	(65 829)	(74 661)	8 832	-11,8%	(179 187)
<b>Capital expenditure of Transfers and Grants</b>											
	<b>National Government:</b>		32 185	(38 868)	(38 868)	2 408	13 310	(16 195)	29 505	-182,2%	(38 868)
	Integrated National Electrification Programme (Municipal Grant) [Schedule 5B]		—	—	—	—	—	—	—	—	—
	Municipal Infrastructure Grant [Schedule 5B]		32 185	(38 868)	(38 868)	2 408	13 310	(16 195)	29 505	-182,2%	(38 868)
	Neighbourhood Development Partnership Grant [Schedule 5B]		—	—	—	—	—	—	—	—	—
	Transfer from Operational Revenue		—	—	—	—	—	—	—	—	—
	<b>Total capital expenditure of Transfers and Grants</b>		32 185	(38 868)	(38 868)	2 408	13 310	(16 195)	29 505	-182,2%	(38 868)
	<b>TOTAL EXPENDITURE OF TRANSFERS AND GRANTS</b>		(124 446)	(218 055)	(218 055)	4 254	(52 519)	(90 856)	38 338	-42,2%	(218 055)

## KZN436 Dr Nkosazana Dlamini Zuma - Supporting Table SC8 Monthly Budget Statement - councillor and staff benefits - M05 November

Summary of Employee and Councillor remuneration	Ref	Budget Year 2025/26								
		Audited Outcome	Original Budget	Adjusted Budget	Monthly Actual	YearTD Actual	YearTD Budget	YTD Variance	YTD Variance %	Full Year Forecast
R thousands										
	1	A	B	C						D
<b>Councillors (Political Office Bearers plus Other)</b>										
Basic Salaries and Wages		9 432	10 861	10 861	843	4 353	4 525	(172)	-4%	10 861
Pension and UIF Contributions		1 198	1 265	1 265	112	537	527	10	2%	1 265
Medical Aid Contributions		-	-	-	-	-	-	-	-	-
Motor Vehicle Allowance		795	949	949	66	331	395	(64)	-16%	949
Cellphone Allowance		1 326	1 424	1 424	110	533	593	(60)	-10%	1 424
Housing Allowances		-	-	-	-	-	-	-	-	-
Other benefits and allowances		-	-	-	-	-	-	-	-	-
<b>Sub Total - Councillors</b>		<b>12 750</b>	<b>14 499</b>	<b>14 499</b>	<b>1 131</b>	<b>5 754</b>	<b>6 041</b>	<b>(287)</b>	<b>-5%</b>	<b>14 499</b>
<b>% increase</b>	4		<b>13,7%</b>	<b>13,7%</b>						<b>13,7%</b>
<b>Senior Managers of the Municipality</b>	3									
Basic Salaries and Wages		5 438	5 909	5 909	383	2 194	2 462	(268)	-11%	5 909
Pension and UIF Contributions		265	204	204	24	118	85	33	39%	204
Medical Aid Contributions		43	95	95	3	13	40	(27)	-68%	95
Overtime		-	-	-	-	-	-	-	-	-
Performance Bonus		54	581	581	-	-	242	(242)	-100%	581
Motor Vehicle Allowance		557	617	617	46	232	257	(25)	-10%	617
Cellphone Allowance		-	-	-	-	-	-	-	-	-
Housing Allowances		-	-	-	2	9	-	9	-	-
Other benefits and allowances		62	106	106	11	36	44	(8)	-17%	106
<b>Sub Total - Senior Managers of Municipality</b>		<b>6 418</b>	<b>7 512</b>	<b>7 512</b>	<b>468</b>	<b>2 603</b>	<b>3 130</b>	<b>(527)</b>	<b>-17%</b>	<b>7 512</b>
<b>% increase</b>	4		<b>17,0%</b>	<b>17,0%</b>						<b>17,0%</b>
<b>Other Municipal Staff</b>										
Basic Salaries and Wages		57 728	67 296	67 296	4 893	24 911	28 040	(3 129)	-11%	67 296
Pension and UIF Contributions		9 668	11 864	11 864	832	4 188	4 943	(755)	-15%	11 864
Medical Aid Contributions		4 855	4 563	4 563	331	1 705	1 901	(197)	-10%	4 563
Overtime		3 134	4 919	4 919	227	1 318	2 049	(732)	-36%	4 919
Performance Bonus		1 705	1 965	1 965	21	21	819	(798)	-97%	1 965
Motor Vehicle Allowance		-	-	-	-	-	-	-	-	-
Cellphone Allowance		-	-	-	-	-	-	-	-	-
Housing Allowances		207	520	520	18	89	217	(128)	-59%	520
Other benefits and allowances		3 620	4 328	4 328	58	304	1 803	(1 499)	-83%	4 328
Payments in lieu of leave		-	-	-	-	-	-	-	-	-
Long service awards		79	421	421	182	656	175	481	274%	421
Post-retirement benefit obligations		1 207	1 000	1 000	60	176	417	(241)	-58%	1 000
Entertainment		-	-	-	-	-	-	-	-	-
Scarcity		-	-	-	-	-	-	-	-	-
Acting and post related allowance		-	-	-	-	-	-	-	-	-
In kind benefits		-	-	-	-	-	-	-	-	-
<b>Sub Total - Other Municipal Staff</b>		<b>82 202</b>	<b>96 876</b>	<b>96 876</b>	<b>6 622</b>	<b>33 367</b>	<b>40 365</b>	<b>(6 998)</b>	<b>-17%</b>	<b>96 876</b>
<b>% increase</b>	4		<b>17,9%</b>	<b>17,9%</b>						<b>17,9%</b>
<b>Total Parent Municipality</b>		<b>101 371</b>	<b>118 887</b>	<b>118 887</b>	<b>8 221</b>	<b>41 724</b>	<b>49 536</b>	<b>(7 812)</b>	<b>-16%</b>	<b>118 887</b>
<b>Unpaid salary, allowances &amp; benefits in arrears:</b>										
<b>Total Municipal Entities</b>		<b>-</b>	<b>-</b>	<b>-</b>	<b>-</b>	<b>-</b>	<b>-</b>	<b>-</b>	<b>-</b>	<b>-</b>
<b>TOTAL SALARY, ALLOWANCES &amp; BENEFITS</b>		<b>101 371</b>	<b>118 887</b>	<b>118 887</b>	<b>8 221</b>	<b>41 724</b>	<b>49 536</b>	<b>(7 812)</b>	<b>-16%</b>	<b>118 887</b>
<b>% increase</b>	4		<b>17,3%</b>	<b>17,3%</b>						<b>17,3%</b>
<b>TOTAL MANAGERS AND STAFF</b>		<b>88 621</b>	<b>104 388</b>	<b>104 388</b>	<b>7 090</b>	<b>35 970</b>	<b>43 495</b>	<b>(7 525)</b>	<b>-17%</b>	<b>104 388</b>

KZN436 Dr Nkosazana Dlamini Zuma - Supporting Table SC9 Monthly Budget Statement - actuals and revised targets for cash receipts - M05 November

Description		Ref	Budget Year 2025/26												2025/26 Medium Term Revenue & Expenditure Framework		
			July Outcome	August Budget	September Budget	October Budget	November Budget	December Budget	January Budget	February Budget	March Budget	April Budget	May Budget	June Budget	Budget Year 2025/26	Budget Year +1 2026/27	Budget Year +2 2027/28
<b>R thousands</b>																	
<b>Cash Receipts By Source</b>																	
Property rates			-	2 958	2 958	2 958	2 958	2 958	2 958	2 958	2 958	2 958	2 958	35 494	37 091	38 018	
Service charges - Electricity revenue			-	-	-	-	-	-	-	-	-	-	-	-	-	-	
Service charges - Water revenue			-	-	-	-	-	-	-	-	-	-	-	-	-	-	
Service charges - Waste Water Management			-	-	-	-	-	-	-	-	-	-	-	-	-	-	
Service charges - Waste Management			-	359	359	359	359	359	359	359	359	359	359	4 304	5 686	5 828	
Rental of facilities and equipment			-	160	160	160	160	160	160	160	160	160	160	1 922	2 510	2 572	
Interest earned - external investments			-	1 394	1 394	1 394	1 394	1 394	1 394	1 394	1 394	1 394	1 394	16 732	17 485	17 922	
Interest earned - outstanding debtors			-	-	-	-	-	-	-	-	-	-	-	-	-	-	
Dividends received			-	-	-	-	-	-	-	-	-	-	-	-	-	-	
Fines, penalties and forfeits			-	87	87	87	87	87	87	87	87	87	87	1 041	1 088	1 115	
Licences and permits			-	101	101	101	101	101	101	101	101	101	101	1 216	1 271	1 302	
Agency services			-	-	-	-	-	-	-	-	-	-	-	-	-	-	
Transfers and Subsidies - Operational			-	14 932	14 932	14 932	14 932	14 932	14 932	14 932	14 932	14 932	14 932	179 187	181 410	189 620	
Other revenue			-	2 196	2 196	2 196	2 196	2 196	2 196	2 196	2 196	2 196	2 196	26 355	24 775	25 792	
<b>Cash Receipts by Source</b>			-	22 188	22 188	22 188	22 188	22 188	22 188	22 188	22 188	22 188	22 188	266 251	271 314	282 170	
<b>Other Cash Flows by Source</b>																	
Transfers and subsidies - capital (monetary allocations) (National /			-	3 239	3 239	3 239	3 239	3 239	3 239	3 239	3 239	3 239	3 239	38 868	35 446	36 941	
Transfers and subsidies - capital (monetary allocations) (Nat / Prov			-	-	-	-	-	-	-	-	-	-	-	-	-	-	
Proceeds on Disposal of Fixed and Intangible Assets			-	-	-	-	-	-	-	-	-	-	-	-	-	-	
Short term loans			-	-	-	-	-	-	-	-	-	-	-	-	-	-	
Borrowing long term/refinancing			-	-	-	-	-	-	-	-	-	-	-	-	-	-	
Increase (decrease) in consumer deposits			-	-	-	-	-	-	-	-	-	-	-	-	-	-	
VAT Control (receipts)			2 045	2 045	2 045	2 045	2 045	2 045	2 045	2 045	2 045	2 045	2 045	24 534	22 872	23 841	
Decrease (increase) in non-current receivables			-	-	-	-	-	-	-	-	-	-	-	-	-	-	
Decrease (increase) in non-current investments			-	-	-	-	-	-	-	-	-	-	-	-	-	-	
<b>Total Cash Receipts by Source</b>			2 045	27 471	27 471	27 471	27 471	27 471	27 471	27 471	27 471	27 471	27 471	329 653	329 632	342 952	
<b>Cash Payments by Type</b>																	
Employee related costs			865	13 979	13 979	13 979	13 979	13 979	13 979	13 979	13 979	13 979	13 979	167 744	172 727	177 072	
Remuneration of councillors			-	-	-	-	-	-	-	-	-	-	-	-	-	-	
Interest			-	103	103	103	103	103	103	103	103	103	103	1 240	1 296	1 328	
Bulk purchases - Electricity			-	-	-	-	-	-	-	-	-	-	-	-	-	-	
Acquisitions - water & other inventory			-	635	635	635	635	635	635	635	635	635	635	7 621	7 959	8 155	
Contracted services			5 258	5 738	5 738	5 738	5 738	5 738	5 738	5 738	5 738	5 738	5 738	68 860	74 258	78 531	
Transfers and subsidies - other municipalities			-	-	-	-	-	-	-	-	-	-	-	-	-	-	
Transfers and subsidies - other			-	-	-	-	-	-	-	-	-	-	-	-	-	-	
Other expenditure			-	-	-	-	-	-	-	-	-	-	-	-	-	-	
<b>Cash Payments by Type</b>			6 123	20 455	20 455	20 455	20 455	20 455	20 455	20 455	20 455	20 455	20 455	245 465	256 240	265 086	
<b>Other Cash Flows/Payments by Type</b>																	
Capital assets			-	-	-	-	-	-	-	-	-	-	-	-	-	-	
Repayment of borrowing			-	-	-	-	-	-	-	-	-	-	-	-	-	-	
Other Cash Flows/Payments			-	97	97	97	97	97	97	97	97	97	97	1 159	1 231	1 262	
<b>Total Cash Payments by Type</b>			6 123	20 552	20 552	20 552	20 552	20 552	20 552	20 552	20 552	20 552	20 552	246 625	257 471	266 348	
<b>NET INCREASE/(DECREASE) IN CASH HELD</b>			(4 078)	6 919	6 919	6 919	6 919	6 919	6 919	6 919	6 919	6 919	6 919	83 029	72 161	76 604	
Cash/cash equivalents at the month/year beginning:			-	(4 078)	2 841	9 760	16 679	23 598	30 517	37 436	44 355	51 274	58 193	65 112	83 029	155 190	
Cash/cash equivalents at the month/year end:			(4 078)	2 841	9 760	16 679	23 598	30 517	37 436	44 355	51 274	58 193	65 112	83 029	155 190	231 793	

KZN436 Dr Nkosazana Dlamini Zuma - Supporting Table SC12 Monthly Budget Statement - capital expenditure trend - M05 November

Month	2024/25	Budget Year 2025/26							
	Audited Outcome	Original Budget	Adjusted Budget	Monthly Actual	YearTD Actual	YearTD Budget	YTD Variance	YTD Variance %	% spend of Original Budget
R thousands									
<b>Monthly expenditure performance trend</b>									
July	266	5 236	5 236	322	322	5 236	4 914	93,8%	1%
August	4 172	5 236	5 236	2 881	3 203	10 472	7 269	69,4%	5%
September	7 427	5 236	5 236	2 450	5 654	15 708	10 054	64,0%	9%
October	5 837	5 236	5 236	5 940	11 594	20 944	9 350	44,6%	18%
November	6 442	5 236	5 236	5 047	16 641	26 180	9 539	36,4%	26%
December	6 986	5 236	5 236	—	16 641	31 416	14 775	47,0%	26%
January	3 225	5 236	5 236	—	16 641	36 652	20 011	54,6%	26%
February	4 627	5 236	5 236	—	16 641	41 888	25 247	60,3%	26%
March	13 539	5 236	5 236	—	16 641	47 124	30 483	64,7%	26%
April	5 059	5 236	5 236	—	16 641	52 360	35 719	68,2%	26%
May	5 910	5 236	5 236	—	16 641	57 596	40 955	71,1%	26%
June	10 606	5 236	5 236	—	16 641	62 833	46 191	73,5%	26%
<b>Total Capital expenditure</b>	<b>74 096</b>	<b>62 833</b>	<b>62 833</b>	<b>16 641</b>					

## KZN436 Dr Nkosazana Dlamini Zuma - Supporting Table SC13a Monthly Budget Statement - capital expenditure on new assets by asset class - M05 November

Description	Ref	2024/25	Budget Year 2025/26							
		Audited Outcome	Original Budget	Adjusted Budget	Monthly Actual	YearTD Actual	YearTD Budget	YTD Variance	YTD Variance %	Full Year Forecast
<b>R thousands</b>	<b>1</b>									
<b>Capital expenditure on new assets by Asset Class/Sub-class</b>										
<b>Infrastructure</b>		–	7 640	7 217	80	80	3 007	(2 927)	-97,3%	7 217
Roads Infrastructure		–	7 640	7 217	80	80	3 007	(2 927)	-97,3%	7 217
Roads		–	5 925	5 714	80	80	2 381	(2 301)	-96,6%	5 714
Road Structures		–	1 215	1 003	–	–	418	(418)	-100,0%	1 003
Road Furniture		–	500	500	–	–	208	(208)	-100,0%	500
Capital Spares		–	–	–	–	–	–	–	–	–
Capital Spares		–	–	–	–	–	–	–	–	–
<b>Community Assets</b>		38	21 441	21 236	2 966	10 192	8 849	1 344	15,2%	21 236
Community Facilities		38	21 418	21 214	2 966	10 192	8 839	1 353	15,3%	21 214
Halls		–	11 418	11 214	761	6 665	4 672	1 993	42,7%	11 214
Centres		–	–	–	–	–	–	–	–	–
Crèches		–	4 403	4 403	1 059	2 381	1 835	546	29,8%	4 403
Clinics/Care Centres		–	–	–	–	–	–	–	–	–
Fire/Ambulance Stations		–	–	–	–	–	–	–	–	–
Testing Stations		–	400	400	–	–	167	(167)	-100,0%	400
Libraries		38	–	–	–	–	–	–	–	–
Public Open Space		–	300	300	–	–	125	(125)	-100,0%	300
Nature Reserves		–	–	–	–	–	–	–	–	–
Public Ablution Facilities		–	237	237	–	–	99	(99)	-100,0%	237
Markets		–	4 000	4 000	1 146	1 146	1 667	(521)	-31,2%	4 000
Stalls		–	–	–	–	–	–	–	–	–
Abattoirs		–	–	–	–	–	–	–	–	–
Airports		–	–	–	–	–	–	–	–	–
Taxi Ranks/Bus Terminals		–	560	560	–	–	233	(233)	-100,0%	560
Capital Spares		–	100	100	–	–	42	(42)	-100,0%	100
Sport and Recreation Facilities		–	22	22	–	–	9	(9)	-100,0%	22
Indoor Facilities		–	–	–	–	–	–	–	–	–
Outdoor Facilities		–	22	22	–	–	9	(9)	-100,0%	22
Capital Spares		–	–	–	–	–	–	–	–	–
<b>Heritage assets</b>		–	–	–	–	–	–	–	–	–
<b>Other assets</b>		2 371	1 907	1 907	–	–	795	(795)	-100,0%	1 907
Operational Buildings		2 371	1 907	1 907	–	–	795	(795)	-100,0%	1 907
Municipal Offices		2 100	1 907	1 907	–	–	795	(795)	-100,0%	1 907
Capital Spares		271	–	–	–	–	–	–	–	–
<b>Intangible Assets</b>		1 626	1 105	1 105	–	383	460	(77)	-16,8%	1 105
Servitudes		–	–	–	–	–	–	–	–	–
Licences and Rights		1 626	1 105	1 105	–	383	460	(77)	-16,8%	1 105
Water Rights		–	–	–	–	–	–	–	–	–
Effluent Licenses		–	–	–	–	–	–	–	–	–
Solid Waste Licenses		–	–	–	–	–	–	–	–	–
Computer Software and Applications		1 529	945	945	–	383	394	(11)	-2,7%	945
Load Settlement Software Applications		–	–	–	–	–	–	–	–	–
Unspecified		98	160	160	–	–	67	(67)	-100,0%	160
<b>Computer Equipment</b>		1 806	1 332	1 332	–	68	555	(487)	-87,7%	1 332
Computer Equipment		1 806	1 332	1 332	–	68	555	(487)	-87,7%	1 332
<b>Furniture and Office Equipment</b>		1 430	2 642	2 642	75	673	1 101	(427)	-38,8%	2 642
Furniture and Office Equipment		1 430	2 642	2 642	75	673	1 101	(427)	-38,8%	2 642
<b>Machinery and Equipment</b>		1 045	2 818	3 100	482	757	1 292	(535)	-41,4%	3 100
Machinery and Equipment		1 045	2 818	3 100	482	757	1 292	(535)	-41,4%	3 100
<b>Transport Assets</b>		10 266	4 785	4 785	–	671	1 994	(1 323)	-66,4%	4 785
Transport Assets		10 266	4 785	4 785	–	671	1 994	(1 323)	-66,4%	4 785
<b>Total Capital Expenditure on new assets</b>	<b>1</b>	<b>18 583</b>	<b>43 670</b>	<b>43 325</b>	<b>3 603</b>	<b>12 825</b>	<b>18 052</b>	<b>5 227</b>	<b>29,0%</b>	<b>43 325</b>

KZN436 Dr Nkosazana Dlamini Zuma - Supporting Table SC13b Monthly Budget Statement - capital expenditure on renewal of existing assets by asset class - M05										
Description	Ref	2024/25	Budget Year 2025/26							
		Audited Outcome	Original Budget	Adjusted Budget	Monthly Actual	YearTD Actual	YearTD Budget	YTD Variance	YTD Variance %	Full Year Forecast
R thousands	1									
Capital expenditure on renewal of existing assets by Asset Class/Sub-class										
<b>Infrastructure</b>		–	2 800	2 518	1 239	1 239	1 049	190	18,1%	2 518
Roads Infrastructure		–	2 800	2 518	1 239	1 239	1 049	190	18,1%	2 518
Roads		–	2 800	2 518	1 239	1 239	1 049	190	18,1%	2 518
Road Structures		–	–	–	–	–	–	–	–	–
<b>Total Capital Expenditure on renewal of existing assets</b>	1	–	2 800	2 518	1 239	1 239	1 049	(190)	-18,1%	2 518

KZN436 Dr Nkosazana Dlamini Zuma - Supporting Table SC13c Monthly Budget Statement - expenditure on repairs and maintenance by asset class - M05

Description	Ref	2024/25	Budget Year 2025/26							
		Audited Outcome	Original Budget	Adjusted Budget	Monthly Actual	YearTD Actual	YearTD Budget	YTD Variance	YTD Variance %	Full Year Forecast
<b>R thousands</b>	<b>1</b>									
<b>Repairs and maintenance expenditure by Asset Class/Sub-class</b>										
<b>Infrastructure</b>		6 814	6 500	6 500	-	725	2 708	(1 983)	-73,2%	6 500
Roads Infrastructure		6 814	6 500	6 500	-	725	2 708	(1 983)	-73,2%	6 500
Roads		-	-	-	-	-	-	-	-	-
Road Structures		6 814	6 500	6 500	-	725	2 708	(1 983)	-73,2%	6 500
Road Furniture		-	-	-	-	-	-	-	-	-
<b>Computer Equipment</b>		16	66	66	-	-	28	(28)	-100,0%	66
Computer Equipment		16	66	66	-	-	28	(28)	-100,0%	66
<b>Machinery and Equipment</b>		213	644	644	-	1	269	(268)	-99,6%	644
Machinery and Equipment		213	644	644	-	1	269	(268)	-99,6%	644
<b>Transport Assets</b>		4 500	2 425	2 425	1	691	1 010	(320)	-31,6%	2 425
Transport Assets		4 500	2 425	2 425	1	691	1 010	(320)	-31,6%	2 425
<b>Total Repairs and Maintenance Expenditure</b>	<b>1</b>	<b>13 380</b>	<b>16 185</b>	<b>16 185</b>	<b>993</b>	<b>6 176</b>	<b>6 744</b>	<b>567</b>	<b>8,4%</b>	<b>16 185</b>

KZN436 Dr Nkosazana Dlamini Zuma - Supporting Table SC13d Monthly Budget Statement - depreciation by asset class - M05 November

Description	Ref	2024/25	Budget Year 2025/26							
		Audited Outcome	Original Budget	Adjusted Budget	Monthly Actual	YearTD Actual	YearTD Budget	YTD Variance	YTD Variance %	Full Year Forecast
<b>R thousands</b>	1									
<b><u>Depreciation by Asset Class/Sub-class</u></b>										
<b>Infrastructure</b>		27 041	26 816	26 816	-	9 345	11 173	(1 828)	-16,4%	26 816
Roads Infrastructure		27 041	26 816	26 816	-	9 345	11 173	(1 828)	-16,4%	26 816
Roads		27 041	26 816	26 816	-	9 345	11 173	(1 828)	-16,4%	26 816
<b>Community Assets</b>		11 597	11 973	11 973	-	4 178	4 989	(811)	-16,3%	11 973
Community Facilities		11 597	11 973	11 973	-	4 178	4 989	(811)	-16,3%	11 973
Halls		11 597	11 973	11 973	-	4 178	4 989	(811)	-16,3%	11 973
<b>Other assets</b>		2 212	2 355	2 355	-	819	981	(162)	-16,5%	2 355
Operational Buildings		2 212	2 355	2 355	-	819	981	(162)	-16,5%	2 355
Municipal Offices		2 212	2 355	2 355	-	819	981	(162)	-16,5%	2 355
Pay/Enquiry Points		-	-	-	-	-	-	-	-	-
<b>Intangible Assets</b>		1 736	1 345	1 345	-	327	560	(233)	-41,6%	1 345
Servitudes		-	-	-	-	-	-	-	-	-
Licences and Rights		1 736	1 345	1 345	-	327	560	(233)	-41,6%	1 345
Water Rights		-	-	-	-	-	-	-	-	-
Effluent Licenses		-	-	-	-	-	-	-	-	-
Solid Waste Licenses		-	-	-	-	-	-	-	-	-
Computer Software and Applications		1 736	1 345	1 345	-	327	560	(233)	-41,6%	1 345
Load Settlement Software Applications		-	-	-	-	-	-	-	-	-
Unspecified		-	-	-	-	-	-	-	-	-
<b>Computer Equipment</b>		831	1 333	1 333	-	369	555	(187)	-33,6%	1 333
Computer Equipment		831	1 333	1 333	-	369	555	(187)	-33,6%	1 333
<b>Furniture and Office Equipment</b>		1 617	1 892	1 892	-	419	788	(369)	-46,9%	1 892
Furniture and Office Equipment		1 617	1 892	1 892	-	419	788	(369)	-46,9%	1 892
<b>Machinery and Equipment</b>		1 751	2 061	2 061	-	609	859	(250)	-29,1%	2 061
Machinery and Equipment		1 751	2 061	2 061	-	609	859	(250)	-29,1%	2 061
<b>Transport Assets</b>		6 025	6 263	6 263	-	2 170	2 610	(440)	-16,9%	6 263
Transport Assets		6 025	6 263	6 263	-	2 170	2 610	(440)	-16,9%	6 263
<b>Total Depreciation</b>	1	52 810	54 038	54 038	-	18 235	22 516	4 280	19,0%	54 038



KZN436 Dr Nkosazana Dlamini Zuma - Supporting Table SC13e Monthly Budget Statement - capital expenditure on upgrading of existing assets by asset class -

Description	Ref	2024/25	Budget Year 2025/26							
		Audited Outcome	Original Budget	Adjusted Budget	Monthly Actual	YearTD Actual	YearTD Budget	YTD Variance	YTD Variance %	Full Year Forecast
<b>R thousands</b>	<b>1</b>									
<b>Capital expenditure on upgrading of existing assets by Asset Class/Sub-class</b>										
<b>Infrastructure</b>		(12)	9 193	9 820	205	2 318	4 092	(1 774)	-43,3%	9 820
Roads Infrastructure		(12)	9 193	9 820	205	2 318	4 092	(1 774)	-43,3%	9 820
Roads		(12)	9 193	9 820	205	2 318	4 092	(1 774)	-43,3%	9 820
Road Structures		-	-	-	-	-	-	-	-	-
<b>Community Assets</b>		55 525	5 917	5 917	-	210	2 466	(2 256)	-91,5%	5 917
Community Facilities		-	700	700	-	-	292	(292)	-100,0%	700
Cemeteries/Crematoria		-	500	500	-	-	208	(208)	-100,0%	500
Police		-	-	-	-	-	-	-	-	-
Parks		-	-	-	-	-	-	-	-	-
Public Open Space		-	200	200	-	-	83	(83)	-100,0%	200
Sport and Recreation Facilities		55 525	5 217	5 217	-	210	2 174	(1 964)	-90,3%	5 217
Indoor Facilities		-	-	-	-	-	-	-	-	-
Outdoor Facilities		55 525	5 217	5 217	-	210	2 174	(1 964)	-90,3%	5 217
Capital Spares		-	-	-	-	-	-	-	-	-
<b>Other assets</b>		-	200	200	-	-	83	(83)	-100,0%	200
Operational Buildings		-	200	200	-	-	83	(83)	-100,0%	200
Municipal Offices		-	200	200	-	-	83	(83)	-100,0%	200
<b>Furniture and Office Equipment</b>		-	492	492	-	49	205	(156)	-75,9%	492
Furniture and Office Equipment		-	492	492	-	49	205	(156)	-75,9%	492
<b>Machinery and Equipment</b>		-	-	-	-	-	-	-	-	-
Machinery and Equipment		-	-	-	-	-	-	-	-	-
<b>Transport Assets</b>		-	560	560	-	-	233	(233)	-100,0%	560
Transport Assets		-	560	560	-	-	233	(233)	-100,0%	560
<b>Total Capital Expenditure on upgrading of existing assets</b>	<b>1</b>	<b>55 513</b>	<b>16 362</b>	<b>16 989</b>	<b>205</b>	<b>2 577</b>	<b>7 079</b>	<b>4 501</b>	<b>63,6%</b>	<b>16 989</b>




## Quality Certificate

I, N.C Vezi Municipal Manager of Dr Nkosazana Dlamini Zuma Local Municipality hereby certify that the Monthly preliminary report on the implementation of budget and the financial state affairs of the municipality for the month of November 2025 for 2025/2026 financial year has been prepared in accordance with the Municipal Finance Management Act and regulations made under this act.

Print Name: N.C Vezi

Municipal Manager of Dr Nkosazana Dlamini Zuma Municipality, KZN436

Signature: 

Date: 04/12/2025

## Monthly Salaries Report

### 1. Purpose

To inform the Executive Council of the salaries and wages expenditure for the month of November 2025 terms of Section 66 of the Municipal Finance Management Act Guidance

### 2. OVERVIEW OF NOVEMBER 2025 SALARIES AND WAGES

2.1 Salaries and Wages for the month of November 2025

DESCRIPTION	ORIGINAL BUDGET	MONTHLY BUDGET	MONTH ACTUAL	YTD ACTUAL	MONTHLY % SPENT	YTD % SPEND
SALARIES	73,413,253.00	6,117,771.08	R 5,361,689.74	R 27,717,340.27	88%	38%
EPWP	4,942,900.00	411,908.33	R 279,236.10	R 1,376,730.17	68%	28%
LONG SERVICE AWARD	842,000.00	70,166.67	R 61,461.40	R 300,272.05	88%	36%
TRAVEL ALLOWANCES	1,174,230.00	97,852.50	R 46,401.47	R 232,007.35	47%	20%
LEAVE PAY	1,124,118.00	93,676.50	R 60,379.64	R 175,724.27	64%	16%
OVERTIME	2,776,242.00	231,353.50	R 142,825.10	R 825,156.27	62%	30%
PENSION FUND CONTRIBUTION	10,867,436.00	905,619.67	R 924,052.00	R 4,199,646.47	102%	39%
BONUS	4,695,362.00	391,280.17	R 47,932.32	R 98,417.69	12%	2%
HOUSING SUBSIDY	965,120.00	80,426.67	R 19,665.72	R 98,328.60	24%	10%
SUBSISTANCE AND TRAVEL	850,380.00	70,865.00	R 38,460.65	R 248,260.27	54%	29%
COUNCILLOR'S SALARY ALLOWANCE	10,861,094.00	905,091.17	R 843,430.30	R 4,353,059.52	93%	40%
COUNCILLOR'S TRAVEL ALLOWANCE	948,882.00	79,073.50	R 66,249.78	R 331,248.90	84%	35%
COUNCILLOR'S CELL PHONE ALLOWANCE	1,423,631.00	118,635.92	R 109,676.00	R 533,194.00	92%	37%
COUNCILLOR'S PENSION	1,265,139.00	105,428.25	R 111,958.00	R 536,734.14	106%	42%
UIF	2,380,747.00	198,395.58	R 43,025.79	R 217,924.23	22%	9%
SDL	1,036,141.00	86,345.08	R 67,657.24	R 342,914.12	78%	33%
MEDICAL AID CONTRIBUTION	4,430,362.00	369,196.83	R 333,515.60	R 1,717,585.46	90%	39%
BARGAIN COUNCIL LEVIES	78,659.00	6,554.92	2,873.95	R 14,647.00	44%	19%
<b>TOTAL</b>	<b>124,075,696.00</b>	<b>10,339,641.33</b>	<b>R 8,560,490.80</b>	<b>43,319,190.78</b>	<b>83%</b>	<b>35%</b>

Prepared By: 

Reviewed By: 



Disclosures Concerning Councillors, Directors and Senior Officials 2025/2026														July NOVEMBER				
Description	Mayor 619	Deputy Mayor 3930	Speaker 636	MTHEMBU Whip 3927	MLIBENI 622, Full time Exco	Section 79 committee Chairperson, 631, 621	Executive councillors 3937, 622	Councillors	Municipal Manager 169	Chief Financial Officer 1099	Community Manager 2991	Manager Corporate Services 166	Planning and Development Manager 960	PWBS Manager 5023				
Salaries and Wages R'000																		
Normal	R 321 076.57	R 309 000.39	R 268 165.77	R 164 336.15	R 296 179.95	R 319 160.39	R 1 904 092.97	R 370 779.83	R 376 719.55	R 356 252.79	R 381 790.11	R 238 416.43	R 238 416.43	R 312 646.91				
ACTING ALLOWANCE																		
GRATUITY																		
BONUSES																		
BACK PAY	R 29 625.10	R 23 700.00	R 23 700.00	R 12 395.05	R 22 218.95	R 24 062.80	R 19 034.05	R 190 320.90										
LONG SERVICE BONUS																		
LEAVE PAID OUT																		
PERFORMANCE BONUS																		
Contributions R'000																		
Pensions	48 161.47		35 592.21	30 957.36	35 741.00	40 066.98	102 748.70	40 173.47	25 875.30									
Medical Aid									12 837.00									
SALGRC																		
UIF																		
SKILLS LEVY									885.60	885.60	885.60	885.60	531.36	885.60				
Allowances R'000																		
Travel and Motor Car	R 90 000.00		R 70 000.00	R 64 022.85			R 40 114.25	R 50 295.48	R 78 000.00	R 58 000.00		R 64 500.00		R 61 605.88				
DATA CARD	R 1 268.00	R 1 268.00	R 1 268.00	R 1 268.00	R 1 268.00	R 2 536.00	R 1 902.00	R 19 337.00										
CELLPHONE	R 14 400.00	R 14 400.00	R 14 400.00	R 14 400.00	R 14 400.00	R 28 800.00	R 21 600.00	R 219 600.00		R 8 835.55								
Housing Benefits and Allowances R'000																		
Loans and Advances R'000																		
Other Benefits and Allowances R'000																		
Arrears Owed to Municipality																		
TOTAL	R 504 531.14	R 348 368.39	R 413 125.98	R 287 379.41	R 369 807.90	R 414 626.17	R 2 089 491.97	R 890 506.68	R 494 317.45	R 423 973.94	R 382 675.71	R 303 802.03	R 238 947.79	R 375 138.39				
Grand Total																		
	R 504 531.14	R 348 368.39	R 413 125.98	R 287 379.41	R 369 807.90	R 414 626.17	R 2 089 491.97	R 890 506.68	R 494 317.45	R 423 973.94	R 382 675.71	R 303 802.03	R 238 947.79	R 375 138.39				

PREPARED BY 

REVIEWED BY 





## **EXPENDITURE MANAGEMENT REPORT FOR THE PERIOD OF NOVEMBER 2025**

**AUTHOR** : Chief Financial Officer( MP)

**Levels** : 1<sup>st</sup> Level –MANCO  
 : 2<sup>ND</sup>Level- Committee  
 : 3<sup>RD</sup> Level-Exco  
 : 4<sup>th</sup> Level-Council

### **2. PURPOSE**

To report to the committee on the payments made during the month of November 2025

### **3. LEGAL REQUIREMENTS**

- MFMA Act NO .56 of 2003

### **4. BACKGROUND AND REASONING**

The accounting officer of a municipality is responsible for the management of the expenditure of the municipality. The accounting officer must take all reasonable steps to ensure that the municipality has and maintains an effective system of expenditure control, including procedures for approval, authorisation, withdrawal and payments of funds

The accounting officer must also make sure that the municipality has and maintains a system of internal control in respect of creditors and payments, that payments by the municipality are made directly to the person to whom it is due unless agreed otherwise for reasons as may be prescribed, and that all money owing by the municipality be paid within 30 days of receiving the relevant invoice or statement, unless prescribed otherwise for certain categories of expenditure.

### **5. FINANCIAL IMPLICATIONS**

No financial implications

### **6. STAFF IMPLICATIONS**

No staff implications

### **7. Annexures**

- Payment listing DR Nkosazana Dlamini Zuma Municipality
- Top ten creditors
- Free basic electricity

### **8. RECOMMENDATIONS**

That this report noted by the committee



DR NKOSAZANA DLAMINI ZUMA LOCAL MUNICIPALITY						
LIST OF PAYMENTS MADE IN THE MONTH NOVEMBER 2025						
NO	SUPPLIER NAME	DESCRIPTION	AMOUNT	DATE OF INVOICE	PAYMENT DATE	COMPLIANCE
1	Ukwazi Home Development Projects CC	Construction of Bulwer Town Upgrade phase 2 informal Trading Infrastructure Development Certificate 1	1,054,296.88	27/10/2025	11/11/2025	Yes
2	Bathuapi Executive Travel CC	Accommodation for Ngcobo N	3,630.00	04/11/2025	11/11/2025	Yes
3	Mr Arthur Eggar	Refund on credit on account 300049	791.76	07/11/2025	11/11/2025	Yes
4	Sani Pass Hotel (Pty) Ltd	Refund for business licence double payment	1,000.00	07/11/2025	11/11/2025	Yes
5	Eskom Himeville Travel Agency	Eskom October Statement	8,023.10	27/10/2025	11/11/2025	Yes
6	Institute for Local Government Management	2025 ILGM conference 13 and 14 November 2025- Registration fee (member & non-member) Mr Vezi NC and Mchunu GK	14,000.00	07/11/2025	13/11/2025	Yes
7	Sawuti Trading & Projects	Construction of OSS Houses Certificate 2 in ward 13 Dumabezwe	41,420.00	04/11/2025	14/11/2025	Yes
8	Nduna Organisation (Pty) Ltd	Back-up water system for Bulwer CSC Certificate 2	9,196.00	17/10/2025	14/11/2025	Yes
9	Cab Holdings (Pty) Ltd	Processing to mailing services Municipality Statements August 2025 services	8,597.59	10/11/2025	14/11/2025	Yes
10	Auditor General South Africa	External Audit fees for Nicole Meas, Shoba Noshle, Kekeletshe Molefe, Fanelesibonge Mmwandla, Simo Mpunguse, Ravindra Lunchman, Mamelisi Njisane, Mzikayitani Buthelezi, Lwando Kuli, Britney Mphadza, Thabiso Zwane and Naeem Dawood.	1,658,676.91	07/11/2025	14/11/2025	Yes
11	Mobile Telephone Networks (Pty) Ltd	Provision of internet services for a period of 3 years- October invoice.	69,357.11	04/11/2025	14/11/2025	Yes
12	Mhlongo Security (Pty) Ltd	Provision of Security Services for a priod of 3 years- November invoices.	1,996,581.31	11/11/2025	14/11/2025	Yes
13	Samba Solutions	Professional services rendered: internal audit on interim and final financial statements.	398,820.00	15/10/2025	14/11/2025	Yes
14	Sombizi Holdings	Requested advert-members of Municipal Planning Tribunal, advertising page(15 cm x 3 cm)	11,726.55	04/11/2025	14/11/2025	Yes
15	BPG Mass Appraisals (Pty) Ltd	7.4 updating of valuation roll-November 2025 and updating of valuation roll GIS Gadsastrial layer	6,024.85	07/11/2025	14/11/2025	Yes
16	Diomo Sandle	10 October 2025-attendance: appeals board hearing, travelling time and travelling from Uvongo to Himeville and return. Attended hearing relating to the Municipal Property rates Act.	5,843.03	07/11/2025	14/11/2025	Yes
17	EnviroServ Waste Management (Pty) Ltd	Removal of waste from Himeville transfer station certificate 23	97,780.62	06/11/2025	14/11/2025	Yes
18	Lyceum College (Pty) Ltd	Academic fees for Phakamani Mhlongo who is doing Higher Certificate in Law Enforcement Supervision 1 year, sponsored by Ndz Municipality.	20,010.00	10/11/2025	14/11/2025	Yes



19 Mr Peter Naude	Inaugural meeting held on 10 October 2025, meeting fee, travelling time, transport to and from Margate. Attended hearing relating to the Municipal Property rates Act.	6,437.31	07/11/2025	14/11/2025	Yes
20 Harry Gwal District Municipality	Ndz Water, October invoices	35,445.02	10/11/2025	14/11/2025	Yes
	1x15 seater mini bus transported people who attended senior citizen day at Nkwezela in ward 9 from Mkhohla and Macabazini 17 October 2025, 15x1 seater mini bus transported vulnerable learners from Mandlezizwe to Ixopo and 15x2 seater mini bus transported vulnerable learners from Ndabakazibuzwa to Ixopo to fetch their ID at Homeaffairs on Tuesday 08 October 2025 and 15x1 seater mini bus transported vulnerable learners from Mandlezizwe to Ixopo and 15x2 seater mini bus transported vulnerable learners from Ndabakazibuzwa to Ixopo to fetch their ID at Home affairs on Tuesday 08 October 2025	114,900.00	06/11/2025	14/11/2025	Yes
21 Bulwer and Donnybrook Taxi Association	Requested service provider to empty septic tank at Underbeg taxi rank, 4 loadson the 21 and 22 October 2025	11,500.00	07/11/2025	14/11/2025	Yes
22 Shemuntu & Sons (Pty) Ltd	Requested slots for the Mayor. 1 Tv slot, 1 Provincial radio slot & 1 local radio slot, Provisional radio station-20 minutes	218,270.00	04/11/2025	14/11/2025	Yes
23 Yayoh Trading	Requested Speaker, cordless microphone, overhead projector, multi-functional camera and phone stands, requested by communication unit.	75,000.00	06/11/2025	14/11/2025	Yes
24 Sgqiki (Pty) Ltd	Fencing of Donnybrook toilets certificate 1	92,000.00	30/10/2025	14/11/2025	Yes
25 Mathutha Trading	Provision of telephones for a period of 3 years, November invoices.	52,693.90	04/11/2025	14/11/2025	Yes
26 EarlyWorks 266 (Pty) Ltd	Rent and Levy for December	7,905.20	10/11/2025	14/11/2025	Yes
27 The Perks Family Trust					
	Request for supply and delivery of material namely 2 Polycap pipe, 15 (25mm HDP fitting (tee, coupling, bend) 10 copper fittings, 10 conex coupling straight, 20 shelf steel brackets, 2 single meranti door, 20 lever union key lock set, 3 Sink mixer, 4 silicone, 10 mechanism set toilet, 2 door handle round, 2 security door lock and 5 bolt fastener for PWBS and Requested an electrical service provider to perform electrical maintenance in the municipal buildings. Request from PWBS	92,675.00	11/11/2025	14/11/2025	Yes
28 Ndelezinthe Trading					
29 Konica Minolta South Africa	Supply, and maintenance of printing/photocopying machines for a period of 3 years, November invoices.	65,961.74	04/11/2025	17/11/2025	Yes

30	Key Bullet Trading (Pty) Ltd	Request for rice & beef/chicken and 100% fruit juice for amakhosi IDP roadshows in Bulwer CSC on the 09.10.25 at 11:00, 50 people.	6,000.00	04/11/2025	17/11/2025	Yes
31	Manguano Trading	Requested catering for the councillors, officials of the Municipality and ward committees attended the schools Build it Sport games. The catering for 50 people in total Date: 25 October 2025, 5 Hot platter, 2 Cold platter and 50 100% Juice	10,000.00	06/11/2025	17/11/2025	Yes
32	Isite Internet Solutions	Requested a 45AC adapter, Model ADL 45WCG charger and a 65.0WAC adapter, model DA65NM191 Charger. 2 chargers requested are for Miss NF Ngcobo and Miss JB Sosibo	1,790.37	07/11/2025	17/11/2025	Yes
33	Fleetside Trading	Requested petrol for brushcutters - Bulwer centre - 90litre, Bulwer parks and open space, Underberg cemeteries, Underberg parks and open space, Underberg centre, Himeville cemeteries - 90litre, Bulwer disaster, Bulwer CSC,	17,131.22	04/11/2025	17/11/2025	Yes
34	Bathuapi Executive Travel CC	Accommodation for Chiliza S and Nzimande S	5,050.00	07/11/2025	17/11/2025	Yes
35	Real Travel	Accommodation for Mayor Msomi PS and her 2 bodyguards	16,299.40	04/11/2025	17/11/2025	Yes
36	Nontuli Trading (Pty) Ltd	Requested catering for Cultural event KwaThunzi, 15 300ml soft drinks, 3 (24 packs of water 500ml) 5x5 litre Juice and 6x2Litre drink for 15 people, 25 October 2025	8,372.00	06/11/2025	17/11/2025	Yes
37	Ndwangu Enterprise (Pty) Ltd	Requested finger lunch and 100% fruit juice for IDP roadshows for Underberg taxi association on the 06.11.2025 at Himeville Municipal Boardroom at 10:00. 2x sandwich platter, 2x hot platter and 20 cans of 100% fruit juice.	2,900.00	07/11/2025	17/11/2025	Yes
38	Amajulu Trading and Enterprise (Pty) Ltd	Requisition for the Community Services campaign at Himeville Jabulani Community hall on the 24th of October 2025 at 10:00 am.	17,000.00	04/11/2025	17/11/2025	Yes
39	Ukphumelela Trading (Pty) Ltd	Requisition for Operation Mbo Lunch Packs: these items are to be delivered at Ward 10 Xosheyakhe Hall on the 12th of November at 9am. 100 X 2 Pieces of chicken & 2 bread rolls, 100 drinks and 100 still bottled water	17,100.00	07/11/2025	17/11/2025	Yes

		Requested catering for the different stake holders like eleven (11) DSAC Districts officials attending the Harry Gwala Summer Cup planning meeting. The catering covered 50 people. The details were as follows: Date: 29/10/2025 Venue: Creighton Hall Time: 10h00 to 15h30				
40	Risenathi Trading (Pty) Ltd	Travel allowance for Ngcobo Ndumiso who travelled from Himeville to Durban, attended as witness/arbitration on the matter between Mr Diamini VS Dr NDZ Municipality at SALGABC on the 14th to 16th October 2025	10,800.00	07/11/2025	17/11/2025	Yes
41	Ngcobo Ndumiso		2,307.60	27/10/2025	17/11/2025	Yes
42	Fleetside Trading	Petrol for brush cutters used at Creighton cemeteries, Creighton parks and open spaces, Creighton Centre, Donnybrook cemeteries and Himeville Centre.	11,416.56	04/11/2025	17/11/2025	Yes
43	Baithaupi Executive Travel CC	Accommodation for Mbanjwa L, Zuma W, Magoso B, Gegana S, Zondi S, Sethunisa S, Zaca P, Khathi N, Sosibo V, Phoswa SS, Mazeka M, Diamini S, Mthembu V, Mkhulise S, Khenisa M and Mr Vezzi NC.	45,240.00	06/11/2025	17/11/2025	Yes
44	Baithaupi Executive Travel CC	Accommodation for Shabalala T, Radebe SA, Msomi PS and Gumede M	12,740.00	04/11/2025	17/11/2025	Yes
45	h-nkabi Business Solutions	Requisition for 2 pole Tent, 1 Sound System with Generator and 2 Toilets for ward 2 Heritage Day on the 24 September at Himeville Dam.	18,227.50	23/10/2025	17/11/2025	Yes
46	Real Travel	Accommodation for Ms Mtintso N, Moloi L, Ngcobo Senzintando, Mr J Sondezi, Ms Mchunu KG	9,740.00	06/11/2025	17/11/2025	Yes
47	Total Computer Services (Pty) Ltd	License and service fees September 2025 to October 2025	3,264.67	27/10/2025	18/11/2025	Yes
48	Baithaupi Executive Travel CC	Accommodation for Radebe J and Malinga P	7,260.00	04/11/2025	18/11/2025	Yes
49	Makhamahle Trading (Pty) Ltd	Requested refreshments for 40 stakeholders, meeting held on the 22 of October 2025; 4x Hot platter, 4x cold platter 40x 100 percent juice 300ml, 50 paper plates and 50 serviettes. Disaster Management advisory Forum.	11,500.00	06/11/2025	18/11/2025	Yes
50	Mthandeni S Chiliza	Refund for Hall Hire	1,270.00	12/11/2025	20/11/2025	Yes
51	Ukwazi Home Development Projects CC	Bulwer Asphalt Surfacing Phase 8-Ntokozweni Road Section 3 Certificate 9	240,070.84	10/11/2025	20/11/2025	Yes
52	Ukwazi Home Development Projects CC	Bulwer Asphalt Surfacing Phase 8-Ntokozweni Road Section 3 Certificate 8	480,141.68	10/11/2025	20/11/2025	Yes
53	Ukwazi Home Development Projects CC	Bulwer Asphalt Surfacing Phase 8-Ntokozweni Road Section 3 Certificate 7	188,473.96	10/11/2025	20/11/2025	Yes
54	BG Mazongolo Construction	Construction of Ekupholeni Creche Certificate 2	932,893.80	12/11/2025	20/11/2025	Yes
55	BG Mazongolo Construction	Maintenance of 7 Community Assets Certificate 6	1,047,637.58	10/11/2025	20/11/2025	Yes

56	Diamini PM	Deposit for car Hire-Mayor Msomi PS	3,300.00	20/11/2025	20/11/2025	Yes
57	Mathutha Trading Enterprise	Supply and delivery of laptop and one Multifunctional Hub for Mr NC Vezi	40,000.00	27/10/2025	24/11/2025	Yes
58	Eskom Streetlight Bulwer and Pholela	Eskom November Statement	4,158.39	21/11/2025	27/11/2025	Yes
59	Eskom Bulwer Hall and Library	Eskom November Statement	16,612.98	21/11/2025	27/11/2025	Yes
60	Eskom Free Basic Electricity	Eskom November Statement	93,872.18	21/11/2025	27/11/2025	Yes
61	Eskom Bulwer CSC	Eskom November Statement	37,814.92	21/11/2025	27/11/2025	Yes
62	Eskom Animal Pound Creighton	Eskom November Statement	7,359.68	21/11/2025	27/11/2025	Yes
63	Eskom Capital Building	Eskom November Statement	51,240.76	21/11/2025	27/11/2025	Yes
64	Eskom Creighton Office Near Animal Pound	Eskom November Statement	9,335.24	21/11/2025	27/11/2025	Yes
65	Eskom 92 Streetlights Creighton	Eskom November Statement	5,470.25	21/11/2025	27/11/2025	Yes
66	Eskom Creighton Agricultural Hall	Eskom November Statement	9,684.74	21/11/2025	27/11/2025	Yes
67	Eskom Health Committee Office	Eskom November Statement	16,621.33	21/11/2025	27/11/2025	Yes
68	Eskom Creighton Local Authority	Eskom November Statement	11,799.35	21/11/2025	27/11/2025	Yes
69	Eskom Old Post Office	Eskom November Statement	2,088.77	21/11/2025	27/11/2025	Yes
70	Eskom Creighton Rural Dumpsite	Eskom November Statement	3,484.95	21/11/2025	27/11/2025	Yes
71	Eskom Shopping Complex Opposite Sport Ground	Eskom November Statement	5,188.40	21/11/2025	27/11/2025	Yes
72	Eskom Himeville Area	Eskom November Statement	5,929.45	21/11/2025	27/11/2025	Yes
73	Eskom 187 Mackenzie Streetlights	Eskom November Statement	9,825.93	21/11/2025	27/11/2025	Yes
74	Eskom 131 Streetlights Bulwer	Eskom November Statement	11,261.25	21/11/2025	27/11/2025	Yes
75	Eskom Himeville Post Office	Eskom November Statement	22,106.36	21/11/2025	27/11/2025	Yes
76	Eskom Bulwer Taxi Rank	Eskom November Statement	5,517.30	21/11/2025	27/11/2025	Yes
77	Eskom Underberg Taxi Rank	Eskom November Statement	9,378.01	21/11/2025	27/11/2025	Yes
78	Eskom Bulwer Public Toilets	Eskom November Statement	472.72	21/11/2025	27/11/2025	Yes
79	Eskom Bulwer Art Centre	Eskom November Statement	233.80	21/11/2025	27/11/2025	Yes
80	Eskom Disaster Centre	Eskom November Statement	8,889.78	21/11/2025	27/11/2025	Yes
81	Eskom Kilmon Horse Racing	Eskom November Statement	1,438.61	21/11/2025	27/11/2025	Yes
82	Eskom Himeville Travel Agency	Eskom November Statement	6,660.67	21/11/2025	27/11/2025	Yes



HIGHEST PAID CREDITORS FOR NOVEMBER 2025		DR NKOSAZANA DLAMINI ZUMA LOCAL MUNICIPALITY	
SUPPLIER	DESCRIPTION	AMOUNT	
1	Mhlongo Security (Pty) Ltd	Provision of Security Services for a period of 3 years-November invoices.	1,996,581.31
2	BG Mazongolo Construction	Construction of Ekupheleni Creche Certificate 2 and Maintenance of 7 Community Assets Certificate 6	1,980,531.38
3		Construction of Bulwer Town Upgrade phase 2-informal Trading Infrastructure Development Certificate 1, Bulwer Asphalt Surfacing Phase 8-Ntokozweni Road Section 3 Certificate 9, Bulwer Asphalt Surfacing Phase 8-Ntokozweni Road Section 3 Certificate 8 and Bulwer Asphalt Surfacing Phase 8-Ntokozweni Road Section 3 Certificate 7	1,962,983.36
4	Ukwazi Home Development Projects CC	External Audit fees for Nicole Meas, Shoba Nosihle, Keketsetsho Molefe, Fanelesibonge Mmwanjala, Simo Mpunguse, Ravindra Lunchman, Mamelisi Njlsane, Mzikayifani Buthelezi, Lwando Kuli, Britney Mphadza, Thabiso Zwane and Naeem Dawood.	1,658,676.91
5	Auditor General South Africa	Construction of Glenmaize Community Hall Ward 14 Certificate 5	642,305.67
6	Majiki Construction and Plant Hire	Professional services rendered: internal audit on interim and final financial statements.	398,820.00
7	Samba Solutions	Requested slots for the Mayor, 1 TV slot, 1 Provincial radio slot & 1 local radio slot, Provisional radio station-20 minutes	218,270.00
8	Yayoh Trading	Fencing of Donnybrook toilets certificate 1 and Supply and delivery of laptop and one Multifunctional Hub for Mr NC Vezzi	132,000.00
9	Mathutha Trading Enterprise	1x15 seater mini bus transported people who attended senior citizen day at Nkwezela in ward 9 from Mkhohwa and Macabazini 17 October 2025, 15x1 seater mini bus transported vulnerable learners from Mandlezizwe to Ixopo and 15x2 seater mini bus transported vulnerable learners from Ndabakazibuzwa to Ixopo to fetch their ID at Homeaffairs on Tuesday 08 October 2025 and 15x1 seater mini bus transported vulnerable learners from Mandlezizwe to Ixopo and 15x2 seater mini bus transported vulnerable learners from Ndabakazibuzwa to Ixopo to fetch their ID at Homeaffairs on Tuesday 08 October 2025	114,900.00
10	Bulwer and Donnybrook Taxi Association EnviroServ Waste Management (Pty) Ltd	Removal of waste from Himeville transfer station certificate 23	97,780.62
	Total Amount		9,202,849.25
	Prepared :NR Dlamini	Reviewed by: MP Mtungwa	
	Signature: 	Signature: 	

**DR NKOSAZANA Dlamini Zuma Local Municipality  
Report for Creditors Paid within 30 days in November 2025**

[illegible]

Prepared :NR Dlamini

Signature: \_\_\_\_\_

Reviewed by: MP Mtungwa

Signature: \_\_\_\_\_



MUNICIPALITY	SA_ID	NAME	ADDRESS2	VAT_RATE	CLAIMED_	CLAIMED_	CLAIM_TO
1 Dr Nkosazana Zuma Municipality	5012143415	MBANJWA ZIBALELE	AMAKUZA UNDERBURG KZN	15	109.715	16.4572	126.1722
2 Dr Nkosazana Zuma Municipality	5044765394	NDLOVU MTHABISENI	STEPMORE	15	109.715	16.4572	126.1722
3 Dr Nkosazana Zuma Municipality	5070064036	NGOBESE JABULANI	PEVENSY	15	109.715	16.4572	126.1722
4 Dr Nkosazana Zuma Municipality	5077117859	MGOZA LULU LILIAN	KWATHUNZI NKOTHWENI UNDERBERG KZN	15	109.715	16.4572	126.1722
5 Dr Nkosazana Zuma Municipality	5088942418	STHOLE NOMUSA	SOKHELA S1 IXOPO KZN OU	15	109.715	16.4572	126.1722
6 Dr Nkosazana Zuma Municipality	5114138635	ZUMA AGNES	SOKHELA S1 IXOPO KZN OU	15	109.715	16.4572	126.1722
7 Dr Nkosazana Zuma Municipality	5114460347	DLAMINI LINGEKILE SITHSEMBILE	AMAKUZA UNDERBURG KZN	15	109.715	16.4572	126.1722
8 Dr Nkosazana Zuma Municipality	5114923117	DLAMINI LUNGISANI MLUNGISI	AMAKUZA UNDERBURG KZN	15	109.715	16.4572	126.1722
9 Dr Nkosazana Zuma Municipality	5115198340	PHUNGULA ANNACLETA BUSISWE	AMAKUZA UNDERBURG KZN	15	109.715	16.4572	126.1722
10 Dr Nkosazana Zuma Municipality	5128347431	DLAMINI NOMPUMELELO	AMAKUZA UNDERBURG KZN	15	109.715	16.4572	126.1722
11 Dr Nkosazana Zuma Municipality	5134235281	MADIBA BONAKELE	SOKHELA S1 IXOPO KZN OU	15	109.715	16.4572	126.1722
12 Dr Nkosazana Zuma Municipality	5153872731	NTULI SBONGILE MARY IANE	MQATSHENI S1 UNDERBERG KZN	15	109.715	16.4572	126.1722
13 Dr Nkosazana Zuma Municipality	5164764778	DUMA ESTHER BALISWA		15	109.715	16.4572	126.1722
14 Dr Nkosazana Zuma Municipality	5168050159	PHOSWA ZAMAGUGU	EHLABENI BULWER KZN	15	109.715	16.4572	126.1722
15 Dr Nkosazana Zuma Municipality	5188835020	JILI BHEKOKWAKHE	SOKHELA S1 IXOPO KZN OU	15	109.715	16.4572	126.1722
16 Dr Nkosazana Zuma Municipality	5196723286	CHAGWE NONHLANHLA	EMAKHUZENI AREA NEAR MASHAYILANGA SCHOOL	15	109.715	16.4572	126.1722
17 Dr Nkosazana Zuma Municipality	5203938206	SOSIBO ZIBANGILE	AMAKUZA UNDERBURG KZN	15	109.715	16.4572	126.1722
18 Dr Nkosazana Zuma Municipality	5204212809	SHOBA MFANO	XOSHEYAKHE ENKELEBANTWANA PMB KZN	15	109.715	16.4572	126.1722
19 Dr Nkosazana Zuma Municipality	5208804195	DLAMINI BONISIWE ERONICA	AMAKUZA UNDERBURG KZN	15	109.715	16.4572	126.1722
20 Dr Nkosazana Zuma Municipality	5221376500	SHEZI SIPHO CORNELIUS	AMAKUZA UNDERBURG KZN	15	109.715	16.4572	126.1722
21 Dr Nkosazana Zuma Municipality	5234316557	PHUNGULA THEMBISILE SIBUNTULU	AMAKUZA UNDERBURG KZN	15	109.715	16.4572	126.1722
22 Dr Nkosazana Zuma Municipality	5247957885	PAKISI THANDIWE ANTONIA	HLANGANANI S1 IXOPO KZN OU	15	109.715	16.4572	126.1722
23 Dr Nkosazana Zuma Municipality	5250379300	MINGUNI MAKHOSANKE	AMAKUZA UNDERBURG KZN	15	109.715	16.4572	126.1722
24 Dr Nkosazana Zuma Municipality	5281396510	DUMA ZIPHATHELE	AMAKUZA UNDERBURG KZN	15	109.715	16.4572	126.1722
25 Dr Nkosazana Zuma Municipality	5286089597	MTHEMBU BAJABULILE GLADYS		15	109.715	16.4572	126.1722
26 Dr Nkosazana Zuma Municipality	5287739909	TSHAPHA HONEY SELLY	AMAKUZA UNDERBURG KZN	15	109.715	16.4572	126.1722
27 Dr Nkosazana Zuma Municipality	5289104401	SIBETHA JALISILE DORIS	AMAKUZA UNDERBURG KZN	15	109.715	16.4572	126.1722
28 Dr Nkosazana Zuma Municipality	5291650509	SITHOLE THOLAKELE THEODORA		15	109.715	16.4572	126.1722
29 Dr Nkosazana Zuma Municipality	5316522234	DLAMINI DUDUZILE	JUNCTION ELECTRIFICATION S1 SOKHELA UNDERBERG	15	109.715	16.4572	126.1722
30 Dr Nkosazana Zuma Municipality	5333874720	MDLADLA BINONO	JUNCTION ELECTRIFICATION S1 SOKHELA UNDERBERG	15	109.715	16.4572	126.1722
31 Dr Nkosazana Zuma Municipality	5338764396	MBHATHA BENGAZI	SOKHELA S1 IXOPO KZN OU	15	109.715	16.4572	126.1722
32 Dr Nkosazana Zuma Municipality	5346291384	MOSEYA GORDON	STEPMORE S1 UNDERBERG KZN	15	109.715	16.4572	126.1722
33 Dr Nkosazana Zuma Municipality	5362967371	HLOPHE ZANDILE	NKWEZELA S1 UNDERBERG KZN	15	109.715	16.4572	126.1722
34 Dr Nkosazana Zuma Municipality	5394601852	MNCWABE TOEKILE	STEPMORE	15	109.715	16.4572	126.1722
35 Dr Nkosazana Zuma Municipality	5446862817	NXELE PHILANI	NKUMBA	15	109.715	16.4572	126.1722
36 Dr Nkosazana Zuma Municipality	5447424007	NDLOVU NTSEPISENG	STEPMORE	15	109.715	16.4572	126.1722
37 Dr Nkosazana Zuma Municipality	5467290857	JAMA NOKULUNGA	DR NKOSAZANA DLAMINI ZUMA MUNICIPALITY WARD4	15	109.715	16.4572	126.1722
38 Dr Nkosazana Zuma Municipality	5495250303	SOSIBO NOMAGCINO	DR NKOSAZANA DLAMINI ZUMA MUNICIPALITY WARD4	15	109.715	16.4572	126.1722
39 Dr Nkosazana Zuma Municipality	5506944350	DLAMINI KHOHLWANGEZAKHE	ENKFLABANTWANA	15	109.715	16.4572	126.1722
40 Dr Nkosazana Zuma Municipality	5522958064	DLAMINI NOMAZULU	Brick House	15	109.715	16.4572	126.1722
41 Dr Nkosazana Zuma Municipality	5524036527	NZIMANDE HLAZIKAHLE	Traditional House	15	109.715	16.4572	126.1722
42 Dr Nkosazana Zuma Municipality	5549528501	MBANJWA ZISHU	Brick House	15	109.715	16.4572	126.1722
43 Dr Nkosazana Zuma Municipality	5575029206	DLAMINI ANAASTASIA	STOFFELTON IMPENDLE KZN	15	109.715	16.4572	126.1722
44 Dr Nkosazana Zuma Municipality	5591866076	KHUBONI SUKANI WILBROAD	HLANGANANI 3 CREIGHTON IXOPO CNC KZN OU	15	109.715	16.4572	126.1722
45 Dr Nkosazana Zuma Municipality	5592708996	MTOLO MBANANI	HLANGANANI 3 CREIGHTON IXOPO CNC KZN OU	15	109.715	16.4572	126.1722
46 Dr Nkosazana Zuma Municipality	5592816930	DLAMINI SINDISWA	HLANGANANI 3 CREIGHTON IXOPO CNC KZN OU	15	109.715	16.4572	126.1722
47 Dr Nkosazana Zuma Municipality	5594500743	DLAMINI MFUNDISI KAIZER	HLANGANANI 3 CREIGHTON IXOPO CNC KZN OU	15	109.715	16.4572	126.1722
48 Dr Nkosazana Zuma Municipality	5594935784	LANGA LUNGELENI	HLANGANANI 3 CREIGHTON IXOPO CNC KZN OU	15	109.715	16.4572	126.1722
49 Dr Nkosazana Zuma Municipality	5595597445	SHEZI ROBERT	HLANGANANI 3 CREIGHTON IXOPO CNC KZN OU	15	109.715	16.4572	126.1722
50 Dr Nkosazana Zuma Municipality	5595830295	LANGA CYNTHIA	HLANGANANI 3 CREIGHTON IXOPO CNC KZN OU	15	109.715	16.4572	126.1722
51 Dr Nkosazana Zuma Municipality	5596194077	LANGA THANDIWE ALBERTINA	HLANGANANI 3 CREIGHTON IXOPO CNC KZN OU	15	109.715	16.4572	126.1722
52 Dr Nkosazana Zuma Municipality	5597538792	MBANJWA CATHERINA	HLANGANANI 3 CREIGHTON IXOPO CNC KZN OU	15	109.715	16.4572	126.1722
53 Dr Nkosazana Zuma Municipality	5599444776	MTHEMBU ANDILE	HLANGANANI 3 CREIGHTON IXOPO CNC KZN OU	15	109.715	16.4572	126.1722
54 Dr Nkosazana Zuma Municipality	5600191899	MBANJWA BHULABHULA	HLANGANANI 3 CREIGHTON IXOPO CNC KZN OU	15	109.715	16.4572	126.1722
55 Dr Nkosazana Zuma Municipality	5615488349	MIYA BUSISIWE	MQATSHENI UNDERBURG KZN	15	109.715	16.4572	126.1722
56 Dr Nkosazana Zuma Municipality	5629963203	MADIYA NOKWANDA RITTA		15	109.715	16.4572	126.1722
57 Dr Nkosazana Zuma Municipality	5646897785	DLAMINI G	NKUMBA	15	109.715	16.4572	126.1722
58 Dr Nkosazana Zuma Municipality	5680918498	XOLO PHINDILE MAUREEN	AMAKHUZA S1 UNDERBERG KZN	15	109.715	16.4572	126.1722
59 Dr Nkosazana Zuma Municipality	5729574252	DLAMINI T	HOUSE	15	109.715	16.4572	126.1722
60 Dr Nkosazana Zuma Municipality	5738626008	BEKWA NOMAHELA	TRADITIONAL HOUSE	15	109.715	16.4572	126.1722
61 Dr Nkosazana Zuma Municipality	5776548109	MOKOENA NTOMBI	MQATSHENI UNDERBURG KZN	15	109.715	16.4572	126.1722
62 Dr Nkosazana Zuma Municipality	5778840405	BELE THEMBILE MAURREN	NKFLABANTWANA BULWER KZN	15	109.715	16.4572	126.1722
63 Dr Nkosazana Zuma Municipality	5830472725	DLAMINI SKHUMBUZO	MQATSHENI UNDERBURG KZN	15	109.715	16.4572	126.1722
64 Dr Nkosazana Zuma Municipality	5849119869	MKHIZE MBUTU	MQATSHENI UNDERBURG KZN	15	109.715	16.4572	126.1722
65 Dr Nkosazana Zuma Municipality	5860188992	DLAMINI NOMZAMO	BULWER UNDERBURG PMB KZN	15	109.715	16.4572	126.1722
66 Dr Nkosazana Zuma Municipality	5883600948	MKHIZE THUTHURANI	MQATSHENI UNDERBURG KZN	15	109.715	16.4572	126.1722
67 Dr Nkosazana Zuma Municipality	5888506855	ZONDI VUYISILE	MQATSHENI UNDERBURG KZN	15	109.715	16.4572	126.1722
68 Dr Nkosazana Zuma Municipality	5919493147	NKOSI BONGINKOSI	BULWER UNDERBURG PMB KZN	15	109.715	16.4572	126.1722
69 Dr Nkosazana Zuma Municipality	5926565166	ZONDI PHEWANA	MQATSHENI UNDERBURG KZN	15	109.715	16.4572	126.1722
70 Dr Nkosazana Zuma Municipality	5936031605	DUMA MHAWUKELWA EDMUND	MQATSHENI UNDERBURG KZN	15	109.715	16.4572	126.1722
71 Dr Nkosazana Zuma Municipality	5938510858	MIYA LIZI	DONNYBROOK	15	109.715	16.4572	126.1722
72 Dr Nkosazana Zuma Municipality	5954342636	MIYA NOMUSA CONSTANCE	HLANGANANI S1 IXOPO KZN OU	15	109.715	16.4572	126.1722
73 Dr Nkosazana Zuma Municipality	6016805705	JAMA BHOSIKI LEONARD	AMAKUZA UNDERBURG KZN	15	109.715	16.4572	126.1722
74 Dr Nkosazana Zuma Municipality	6026262541	MLITWA BEAUTY THOKOZILE	HLABENI UNDERBERG KZN	15	109.715	16.4572	126.1722
75 Dr Nkosazana Zuma Municipality	6069362470	ZONDI MAVIS QONDEKILE	AMAKUZA UNDERBURG KZN	15	109.715	16.4572	126.1722
76 Dr Nkosazana Zuma Municipality	6074641737	SHEZI SYDNEY MHLENGI		15	109.715	16.4572	126.1722
77 Dr Nkosazana Zuma Municipality	6094577866	MBANJWA THANDI HAMBELANI		15	109.715	16.4572	126.1722
78 Dr Nkosazana Zuma Municipality	6132525185	SHEZI SIDUDLA EMMERENCIA	Traditional	15	109.715	16.4572	126.1722
79 Dr Nkosazana Zuma Municipality	6142280695	MINGUNI LINDOKUHLE PRINCE	AMAKUZA UNDERBURG KZN	15	109.715	16.4572	126.1722
80 Dr Nkosazana Zuma Municipality	6151037112	SHEZI ANNASTASIA NCAMISILE	AMAKUZA UNDERBURG KZN	15	109.715	16.4572	126.1722
81 Dr Nkosazana Zuma Municipality	6154931966	DLADLA C	HOUSE	15	109.715	16.4572	126.1722
82 Dr Nkosazana Zuma Municipality	6184452768	NDLOVU BONISIWE	MHLANGANI	15	109.715	16.4572	126.1722
83 Dr Nkosazana Zuma Municipality	6206605358	DLAMINI HLENGIWE	AMAKUZA UNDERBURG KZN	15	109.715	16.4572	126.1722
84 Dr Nkosazana Zuma Municipality	6231850871	MIYA BUSISIWE	EHLABENI BULWER KZN	15	109.715	16.4572	126.1722
85 Dr Nkosazana Zuma Municipality	6256053761	NALA MQOYI F	HLABENI UNDERBERG KZN	15	109.715	16.4572	126.1722
86 Dr Nkosazana Zuma Municipality	6289796422	GCOBO DHUMISANI	DR NKOSAZANA DLAMINI ZUMA MUNICIPALITY WARD4	15	109.715	16.4572	126.1722

174	Dr Nkosazana Zuma Municipality	6916552377	NZIMANDE BHEKA MOSES	HLANGANANI 3 CREIGHTON IXOPO CNC KZN OU	15	109.715	16.4572	126.1722
175	Dr Nkosazana Zuma Municipality	6916628788	NDLOVU THANDI	MQATSHENI UNDERBURG KZN	15	109.715	16.4572	126.1722
176	Dr Nkosazana Zuma Municipality	6918215967	DLAMINI CONSTANCE	HLANGANANI 3 CREIGHTON IXOPO CNC KZN OU	15	109.715	16.4572	126.1722
177	Dr Nkosazana Zuma Municipality	6920434579	ZONDI SITEMBISO GRACE	HLANGANANI 3 CREIGHTON IXOPO CNC KZN OU	15	109.715	16.4572	126.1722
178	Dr Nkosazana Zuma Municipality	6922556903	DLAMINI FNMELELA	HLANGANANI 3 CREIGHTON IXOPO CNC KZN OU	15	109.715	16.4572	126.1722
179	Dr Nkosazana Zuma Municipality	6927026751	XABA MATHOBI	HLANGANANI 3 CREIGHTON IXOPO CNC KZN OU	15	109.715	16.4572	126.1722
180	Dr Nkosazana Zuma Municipality	6927240077	KHUBONE MELISWE	HLANGANANI 3 CREIGHTON IXOPO CNC KZN OU	15	109.715	16.4572	126.1722
181	Dr Nkosazana Zuma Municipality	6929730662	DLAMINI ZANELE	HLANGANANI 3 CREIGHTON IXOPO CNC KZN OU	15	109.715	16.4572	126.1722
182	Dr Nkosazana Zuma Municipality	6933289276	NAKALIBI MAKATSO	MQATSHENI UNDERBURG KZN	15	109.715	16.4572	126.1722
183	Dr Nkosazana Zuma Municipality	6934365293	KHUBONE ZANDILE	HLANGANANI 3 CREIGHTON IXOPO CNC KZN OU	15	109.715	16.4572	126.1722
184	Dr Nkosazana Zuma Municipality	6942400527	MKHULISI ZILINDILE MARTHA	SIZANENJANA KWABUTHO S1 UNDERBERG KZN OU	15	109.715	16.4572	126.1722
185	Dr Nkosazana Zuma Municipality	6945447799	MBANJWA NOMAVIYO	HLANGANANI 3 CREIGHTON IXOPO CNC KZN OU	15	109.715	16.4572	126.1722
186	Dr Nkosazana Zuma Municipality	6950894726	CHALKWYK JOHN CORNELIUS	HLANGANANI 3 CREIGHTON IXOPO CNC KZN OU	15	109.715	16.4572	126.1722
187	Dr Nkosazana Zuma Municipality	6969240586	GEBASHE FUNEYAKHE PHILLIOS	SIZANENJANA KWABUTHO S1 UNDERBERG KZN OU	15	109.715	16.4572	126.1722
188	Dr Nkosazana Zuma Municipality	6974222647	CHAGWE THULELENI	Black House	15	109.715	16.4572	126.1722
189	Dr Nkosazana Zuma Municipality	6980148430	JILI VELILE	HLANGANANI 3 CREIGHTON IXOPO CNC KZN OU	15	109.715	16.4572	126.1722
190	Dr Nkosazana Zuma Municipality	6982590362	MAJOZI ZAKITHI	MQATSHENI UNDERBURG KZN	15	109.715	16.4572	126.1722
191	Dr Nkosazana Zuma Municipality	6987498294	NZIMANDE PATRIC	HLANGANANI 3 CREIGHTON IXOPO CNC KZN OU	15	109.715	16.4572	126.1722
192	Dr Nkosazana Zuma Municipality	6988274761	PHUNGULA CRESENTINA SALELANI	HLANGANANI 3 CREIGHTON IXOPO CNC KZN OU	15	109.715	16.4572	126.1722
193	Dr Nkosazana Zuma Municipality	6989236536	ZULU THENGANI	PEVENSY	15	109.715	16.4572	126.1722
194	Dr Nkosazana Zuma Municipality	6989667915	DLAMINI MANDLA	HLANGANANI 3 CREIGHTON IXOPO CNC KZN OU	15	109.715	16.4572	126.1722
195	Dr Nkosazana Zuma Municipality	6990796213	DUMAKUDE SANOLA ANDREAS	SUN CITY BULWER PMB KZN	15	109.715	16.4572	126.1722
196	Dr Nkosazana Zuma Municipality	7004044735	NGCOBO LINDENI	HLANGANANI 3 CREIGHTON IXOPO CNC KZN OU	15	109.715	16.4572	126.1722
197	Dr Nkosazana Zuma Municipality	7004634111	MVELASE NOKUTHULA CYNTHIA	HLANGANANI 3 CREIGHTON IXOPO CNC KZN OU	15	109.715	16.4572	126.1722
198	Dr Nkosazana Zuma Municipality	7005419533	MBANJWA MZIBENI MZWEWENKOSI	HLANGANANI 3 CREIGHTON IXOPO CNC KZN OU	15	109.715	16.4572	126.1722
199	Dr Nkosazana Zuma Municipality	7011075819	DUMA CYRIL THULANI	MAHAQWA UNDERBERG KZN	15	109.715	16.4572	126.1722
200	Dr Nkosazana Zuma Municipality	7015089438	NGUBO JEFFERY	MAHAQWA UNDERBERG KZN	15	109.715	16.4572	126.1722
201	Dr Nkosazana Zuma Municipality	7016234457	MIYA PIANCIA NOBULELO	MAHAQWA UNDERBERG KZN	15	109.715	16.4572	126.1722
202	Dr Nkosazana Zuma Municipality	7020400365	MAGOSO MLUNGISI CHRISTOPHER	HLANGANANI 3 CREIGHTON IXOPO CNC KZN OU	15	109.715	16.4572	126.1722
203	Dr Nkosazana Zuma Municipality	7021301473	MNCWABE THULANI	HOUSE	15	109.715	16.4572	126.1722
204	Dr Nkosazana Zuma Municipality	7030163901	CHIYA EUNICE NTOMBIZODWA	HLANGANANI 3 CREIGHTON IXOPO CNC KZN OU	15	109.715	16.4572	126.1722
205	Dr Nkosazana Zuma Municipality	7036873053	SHEZI ALBERTINA	Brick House	15	109.715	16.4572	126.1722
206	Dr Nkosazana Zuma Municipality	7047505269	SOSIBO PATRICIA BAZAMILE	HLANGANANI 3 CREIGHTON IXOPO CNC KZN OU	15	109.715	16.4572	126.1722
207	Dr Nkosazana Zuma Municipality	7047424207	DLAMINI NZOBO	AMAKUZA UNDERBURG KZN OU	15	109.715	16.4572	126.1722
208	Dr Nkosazana Zuma Municipality	7063511291	MBANJWA NCAMSILE FLORENCE	HLANGANANI 3 CREIGHTON IXOPO CNC KZN OU	15	109.715	16.4572	126.1722
209	Dr Nkosazana Zuma Municipality	7074254081	MOFOKENG TESSA	MGWABABEBI ENKELEBANTWANA BULWER UNDERBERG	15	109.715	16.4572	126.1722
210	Dr Nkosazana Zuma Municipality	7078148899	MBANJWA NOMATATIELI	HLANGANANI 3 CREIGHTON IXOPO CNC KZN OU	15	109.715	16.4572	126.1722
211	Dr Nkosazana Zuma Municipality	7079160579	MNGUNI HLENGIWE PRINCESS	HLANGANANI 3 CREIGHTON IXOPO CNC KZN OU	15	109.715	16.4572	126.1722
212	Dr Nkosazana Zuma Municipality	7083492353	NGCOBO M	HOUSE	15	109.715	16.4572	126.1722
213	Dr Nkosazana Zuma Municipality	7085187415	MBANJWA NOMBO ANNACLETA	HLANGANANI 3 CREIGHTON IXOPO CNC KZN OU	15	109.715	16.4572	126.1722
214	Dr Nkosazana Zuma Municipality	7093965818	MBANJWA SIZENI ALEXIA	HLANGANANI 3 CREIGHTON IXOPO CNC KZN OU	15	109.715	16.4572	126.1722
215	Dr Nkosazana Zuma Municipality	7096299370	MBANJWA SPHUMILE	HLANGANANI 3 CREIGHTON IXOPO CNC KZN OU	15	109.715	16.4572	126.1722
216	Dr Nkosazana Zuma Municipality	7102497326	MBANJWA FUNOKWAKHE WELCOME	HLANGANANI 3 CREIGHTON IXOPO CNC KZN OU	15	109.715	16.4572	126.1722
217	Dr Nkosazana Zuma Municipality	7114450678	HLANGEPHI BONANI	HIMEVILLE	15	109.715	16.4572	126.1722
218	Dr Nkosazana Zuma Municipality	7117136721	MBANJWA XOLISILE	HLANGANANI 3 CREIGHTON IXOPO CNC KZN OU	15	109.715	16.4572	126.1722
219	Dr Nkosazana Zuma Municipality	7143385192	NDWALANE LANDIWE PROTASIA	HLANGANANI 3 CREIGHTON IXOPO CNC KZN OU	15	109.715	16.4572	126.1722
220	Dr Nkosazana Zuma Municipality	7146786806	ZUMA LANDIWE ANNATORIA	HLANGANANI 3 CREIGHTON IXOPO CNC KZN OU	15	109.715	16.4572	126.1722
221	Dr Nkosazana Zuma Municipality	7147339274	ZUMA PRESILLA	HLANGANANI 3 CREIGHTON IXOPO CNC KZN OU	15	109.715	16.4572	126.1722
222	Dr Nkosazana Zuma Municipality	7161347515	NDWALANE GOONESS	HLANGANANI 3 CREIGHTON IXOPO CNC KZN OU	15	109.715	16.4572	126.1722
223	Dr Nkosazana Zuma Municipality	7168071400	NOHLAOLI DOLLY	HOUSE AT KWAPITELA NEAR KWAPITELA SPORT GROUND	15	109.715	16.4572	126.1722
224	Dr Nkosazana Zuma Municipality	7174614624	NDWALANE PRISCA BONGEKILE	HLANGANANI 3 CREIGHTON IXOPO CNC KZN OU	15	109.715	16.4572	126.1722
225	Dr Nkosazana Zuma Municipality	7175281908	ZONDI NOMCWANE	HLANGANANI 3 CREIGHTON IXOPO CNC KZN OU	15	109.715	16.4572	126.1722
226	Dr Nkosazana Zuma Municipality	7177042565	SHELEMBE BAKHETHILE	HLANGANANI 3 CREIGHTON IXOPO CNC KZN OU	15	109.715	16.4572	126.1722
227	Dr Nkosazana Zuma Municipality	7184668810	NGCOBO PHAMBUKILE	TRADITIONAL HOUSE	15	109.715	16.4572	126.1722
228	Dr Nkosazana Zuma Municipality	7197902936	SOWELA NOSIPHO A	HLANGANANI 3 CREIGHTON IXOPO CNC KZN OU	15	109.715	16.4572	126.1722
229	Dr Nkosazana Zuma Municipality	7200768709	SHOBA SINDISWA LETHIWE NOKUTHI	AMAKUZA UNDERBURG KZN	15	109.715	16.4572	126.1722
230	Dr Nkosazana Zuma Municipality	7205260333	SOSIBO HEMRIETTA SINDISIWE	HLANGANANI 3 CREIGHTON IXOPO CNC KZN OU	15	109.715	16.4572	126.1722
231	Dr Nkosazana Zuma Municipality	7210124087	MOKUBUNA BUSISIWE NONORATTA	HLANGANANI 3 CREIGHTON IXOPO CNC KZN OU	15	109.715	16.4572	126.1722
232	Dr Nkosazana Zuma Municipality	7212892696	ZULU BHEKIMPI DANIEL	HLANGANANI 3 CREIGHTON IXOPO CNC KZN OU	15	109.715	16.4572	126.1722
233	Dr Nkosazana Zuma Municipality	7214824477	LANGA KHONZEPHI MARTHA	HLANGANANI 3 CREIGHTON IXOPO CNC KZN OU	15	109.715	16.4572	126.1722
234	Dr Nkosazana Zuma Municipality	7215419649	ZUMA PHATHEKILE PELAGRINA	HLANGANANI 3 CREIGHTON IXOPO CNC KZN OU	15	109.715	16.4572	126.1722
235	Dr Nkosazana Zuma Municipality	7216445498	DLAMINI ALEXIA ZANELE	HLANGANANI 3 CREIGHTON IXOPO CNC KZN OU	15	109.715	16.4572	126.1722
236	Dr Nkosazana Zuma Municipality	7217543889	MSHENGU THULELENI MARGARET	HLANGANANI 3 CREIGHTON IXOPO CNC KZN OU	15	109.715	16.4572	126.1722
237	Dr Nkosazana Zuma Municipality	7218602616	DLAMINI THOKO MARIA	HLANGANANI 3 CREIGHTON IXOPO CNC KZN OU	15	109.715	16.4572	126.1722
238	Dr Nkosazana Zuma Municipality	7222193810	DLAMINI THOKAZANI ASRERIA	HLANGANANI 3 CREIGHTON IXOPO CNC KZN OU	15	109.715	16.4572	126.1722
239	Dr Nkosazana Zuma Municipality	7222324040	ZONDI PHUMZILE	BHATINI	15	109.715	16.4572	126.1722
240	Dr Nkosazana Zuma Municipality	7223306066	MKIZE KWENZEKILE	BHATINI	15	109.715	16.4572	126.1722
241	Dr Nkosazana Zuma Municipality	7222268524	SHEZI KHULUMILE PAULINA	BHATINI	15	109.715	16.4572	126.1722
242	Dr Nkosazana Zuma Municipality	7236709657	NENE VEZI	BHATINI	15	109.715	16.4572	126.1722
243	Dr Nkosazana Zuma Municipality	7260613323	NJILO MATHULUZA	BRICK HOUSE SIBIZANE	15	109.715	16.4572	126.1722
244	Dr Nkosazana Zuma Municipality	7260635375	RADEBE SDE NINIZILE	BHATINI	15	109.715	16.4572	126.1722
245	Dr Nkosazana Zuma Municipality	7273945210	MAJILA SANELE	BHATINI	15	109.715	16.4572	126.1722
246	Dr Nkosazana Zuma Municipality	7272686070	JAMA QUILTY ANASTASIA	BHATINI	15	109.715	16.4572	126.1722
247	Dr Nkosazana Zuma Municipality	7281436206	DLAMINI BONGEKILE	NSIMBINI	15	109.715	16.4572	126.1722
248	Dr Nkosazana Zuma Municipality	7283637463	MBANJWA NTOMBIZONKE PROFIDENC	NSIMBINI	15	109.715	16.4572	126.1722
249	Dr Nkosazana Zuma Municipality	7283526946	MEMELA DUMISILE PROTASIA	NSIMBINI	15	109.715	16.4572	126.1722
250	Dr Nkosazana Zuma Municipality	7292683586	DIDI NONCEBA	HLANGANANI	15	109.715	16.4572	126.1722
251	Dr Nkosazana Zuma Municipality	7302621677	JILI BAZUKILE	SANDANEZWE RICHMOND KZN	15	109.715	16.4572	126.1722
252	Dr Nkosazana Zuma Municipality	7333674486	MEMELA DUMISANE GEORGE	SANDANEZWE RICHMOND KZN	15	109.715	16.4572	126.1722
253	Dr Nkosazana Zuma Municipality	7336932121	DAWE MUTO SYLVINA	SANDANEZWE RICHMOND KZN	15	109.715	16.4572	126.1722
254	Dr Nkosazana Zuma Municipality	7345239828	MBANJWA LINDENI	Black House	15	109.715	16.4572	126.1722
255	Dr Nkosazana Zuma Municipality	7347923874	MNDAWENI FIKELPHI ELIZABETH	SANDANEZWE RICHMOND KZN	15	109.715	16.4572	126.1722
256	Dr Nkosazana Zuma Municipality	7365689031	DLUDLU MKHASHWA PHILLIP	SIZANENJANA KWABUTHO S1 UNDERBERG KZN OU	15	109.715	16.4572	126.1722
257	Dr Nkosazana Zuma Municipality	7369740050	MKHULISI NOMATHEMBU PHILIPA	SIZANENJANA KWABUTHO S1 UNDERBERG KZN OU	15	109.715	16.4572	126.1722
258	Dr Nkosazana Zuma Municipality	7382815103	NJILO MATHILI	TRADITIONAL HOUSE	15	109.715	16.4572	126.1722
259	Dr Nkosazana Zuma Municipality	7441344073	MEMELA BONISILE CLEMENTINE	MQATSHENI	15	109.715	16.4572	126.1722
260	Dr Nkosazana Zuma Municipality	7442231434	MADLALA HADIO IRENE	MQATSHENI	15	109.715	16.4572	126.1722

348	Dr Nkosazana Zuma Municipality	7910585048	MTHEMBU NTOMBIKHONA	AMAKHUZE UNDERBURG KZN	15	109.715	16.4572	126.1722
349	Dr Nkosazana Zuma Municipality	7914031365	MKHIZE SHUMISILE	KILMUN	15	109.715	16.4572	126.1722
350	Dr Nkosazana Zuma Municipality	7915004826	DLAMINI XOLILE	AMAKHUZE UNDERBURG KZN	15	109.715	16.4572	126.1722
351	Dr Nkosazana Zuma Municipality	7916078841	NZIMANDE MAPHAKATHI ANDREAS		15	109.715	16.4572	126.1722
352	Dr Nkosazana Zuma Municipality	7921387033	MNGUNI FIKEPHI	AMAKHUZE UNDERBURG KZN	15	109.715	16.4572	126.1722
353	Dr Nkosazana Zuma Municipality	7921434558	NZIMANDE THITHI REMEGIA	AMAKHUZE UNDERBURG KZN	15	109.715	16.4572	126.1722
354	Dr Nkosazana Zuma Municipality	7939076752	ZIKODE DUDUZILE		15	109.715	16.4572	126.1722
355	Dr Nkosazana Zuma Municipality	7945230086	BHENGU NONHLANHLA	KILMUN	15	109.715	16.4572	126.1722
356	Dr Nkosazana Zuma Municipality	7955866656	ZONDI NOMQANELO	QULASHE UNDERBURG KZN	15	109.715	16.4572	126.1722
357	Dr Nkosazana Zuma Municipality	7974998318	MTHEMBU MSHIYENI	KILMUN	15	109.715	16.4572	126.1722
358	Dr Nkosazana Zuma Municipality	7978029944	SHELEMBE MANDLENKOSI ROBENSON	SHARP LOCATION NEXT TO DLANGANI H SCHOOL	15	109.715	16.4572	126.1722
359	Dr Nkosazana Zuma Municipality	7984813511	XABA NJABULO MOSES	CORINTH S1 IXOPO KZN OU	15	109.715	16.4572	126.1722
360	Dr Nkosazana Zuma Municipality	7989141374	DLAMINI HLEZIPHI GEORINA	SUN CITY BULWER PMB KZN	15	109.715	16.4572	126.1722
361	Dr Nkosazana Zuma Municipality	8015582845	MKHIZE THEMBANI	Brick House	15	109.715	16.4572	126.1722
362	Dr Nkosazana Zuma Municipality	8039318063	JAMA MUNTU PHIKISILE	SUN CITY BULWER PMB KZN	15	109.715	16.4572	126.1722
363	Dr Nkosazana Zuma Municipality	8047515524	MEMELA MUSAWENKOSI GOODMAN	NKWEZELA S1 UNDERBERG KZN OU	15	109.715	16.4572	126.1722
364	Dr Nkosazana Zuma Municipality	8049738980	DLAMINI MTHEKU MEDRINA	AMAKHUZE UNDERBURG KZN	15	109.715	16.4572	126.1722
365	Dr Nkosazana Zuma Municipality	8052137205	MEMELA MZOMUNYE	NKWEZELA	15	109.715	16.4572	126.1722
366	Dr Nkosazana Zuma Municipality	8060740428	NZIMANE N	Brick House	15	109.715	16.4572	126.1722
367	Dr Nkosazana Zuma Municipality	8063818899	CHULE THANDI BETREACE	SUN CITY BULWER PMB KZN	15	109.715	16.4572	126.1722
368	Dr Nkosazana Zuma Municipality	8066280862	LUKHOZI NOKUZOLA	Traditional house	15	109.715	16.4572	126.1722
369	Dr Nkosazana Zuma Municipality	8070077274	RADEBE BAZINI CONSTANCE	NKWEZELA S1 UNDERBERG KZN OU	15	109.715	16.4572	126.1722
370	Dr Nkosazana Zuma Municipality	8078687286	MEMELA PHILISIWE MATHOTHO	SUN CITY BULWER PMB KZN	15	109.715	16.4572	126.1722
371	Dr Nkosazana Zuma Municipality	8088273227	DUMAKUDE KINKI PHYLLIS	SUN CITY BULWER PMB KZN	15	109.715	16.4572	126.1722
372	Dr Nkosazana Zuma Municipality	8088649232	XULU ANNACLETIA LINDIWE	SINKONKONKO UNDERBERG KZN OU	15	109.715	16.4572	126.1722
373	Dr Nkosazana Zuma Municipality	8089093744	MEMELA MZAMANI MZOMUNI	NKWEZELA S1 UNDERBERG KZN OU	15	109.715	16.4572	126.1722
374	Dr Nkosazana Zuma Municipality	8089856638	DUMA DUMAZILE	SUN CITY BULWER PMB KZN	15	109.715	16.4572	126.1722
375	Dr Nkosazana Zuma Municipality	8096816515	MTOLO GCINIZIWE PHILIPH	SUN CITY BULWER PMB KZN	15	109.715	16.4572	126.1722
376	Dr Nkosazana Zuma Municipality	8099557421	KUBONE NTOMBIZA ANNETTA	SUN CITY BULWER PMB KZN	15	109.715	16.4572	126.1722
377	Dr Nkosazana Zuma Municipality	8108222823	MNGUNI MANDLENKOSI PETROS	AMAKHUZE UNDERBERG KZN OU	15	109.715	16.4572	126.1722
378	Dr Nkosazana Zuma Municipality	8108317397	MBANIWA PHUMELELE MARIA	AMAKHUZE UNDERBERG KZN OU	15	109.715	16.4572	126.1722
379	Dr Nkosazana Zuma Municipality	8108412996	MAKHANYA IRENE	TRADITIONAL HOUSE	15	109.715	16.4572	126.1722
380	Dr Nkosazana Zuma Municipality	8110824814	JAMA NELISIWE	AMAKHUZE UNDERBERG KZN OU	15	109.715	16.4572	126.1722
381	Dr Nkosazana Zuma Municipality	8111016654	MBANIWA THOBILE	AMAKHUZE UNDERBERG KZN OU	15	109.715	16.4572	126.1722
382	Dr Nkosazana Zuma Municipality	8112299528	DLAMINI NTOMBIFUTHI PRISCA	AMAKHUZE UNDERBERG KZN OU	15	109.715	16.4572	126.1722
383	Dr Nkosazana Zuma Municipality	8112313655	DUMA MFANELO	AMAKHUZE UNDERBERG KZN OU	15	109.715	16.4572	126.1722
384	Dr Nkosazana Zuma Municipality	8112475027	MKHIZE LUCTRETIA ZEKELANI	AMAKUZA UNDERBURG KZN	15	109.715	16.4572	126.1722
385	Dr Nkosazana Zuma Municipality	8113120446	MNGUNI NONKULULEKO ELIZABETH	AMAKHUZE UNDERBERG KZN OU	15	109.715	16.4572	126.1722
386	Dr Nkosazana Zuma Municipality	8113272781	SIBISI NGENZENI DORIS	AMAKHUZE UNDERBERG KZN OU	15	109.715	16.4572	126.1722
387	Dr Nkosazana Zuma Municipality	8113838185	NZIMANDE HLENGIWE	AMAKHUZE UNDERBERG KZN OU	15	109.715	16.4572	126.1722
388	Dr Nkosazana Zuma Municipality	8114010290	NZIMANDE ZANELE	AMAKHUZE UNDERBERG KZN OU	15	109.715	16.4572	126.1722
389	Dr Nkosazana Zuma Municipality	8114034684	MNGUNI FULASHILE BUSISIWE	AMAKHUZE UNDERBERG KZN OU	15	109.715	16.4572	126.1722
390	Dr Nkosazana Zuma Municipality	8114447835	MAJOZI BUSISIWE	SINKONKONKO UNDERBERG KZN OU	15	109.715	16.4572	126.1722
391	Dr Nkosazana Zuma Municipality	8115974108	SHOBA KHOLISILE	AMAKHUZE UNDERBERG KZN OU	15	109.715	16.4572	126.1722
392	Dr Nkosazana Zuma Municipality	8116068306	MNGUNI SABANI NOBUHLE	AMAKHUZE UNDERBERG KZN OU	15	109.715	16.4572	126.1722
393	Dr Nkosazana Zuma Municipality	8117324902	MBANIWA THABISILE VERONICA	AMAKHUZE UNDERBERG KZN OU	15	109.715	16.4572	126.1722
394	Dr Nkosazana Zuma Municipality	8118274651	MNGUNI NONDUMISO	AMAKHUZE UNDERBERG KZN OU	15	109.715	16.4572	126.1722
395	Dr Nkosazana Zuma Municipality	8124496628	PHUNGULA NELISIWE QUEENET	AMAKUZA UNDERBURG KZN	15	109.715	16.4572	126.1722
396	Dr Nkosazana Zuma Municipality	8126902778	NOBUHLE JAMA	AMAKHUZE UNDERBERG KZN OU	15	109.715	16.4572	126.1722
397	Dr Nkosazana Zuma Municipality	8129356721	PHUNGULA HLULISILE ROSALIA	AMAKUZA UNDERBURG KZN	15	109.715	16.4572	126.1722
398	Dr Nkosazana Zuma Municipality	8130662536	LINDIWE SNQO SHOBA	AMAKHUZE UNDERBERG KZN OU	15	109.715	16.4572	126.1722
399	Dr Nkosazana Zuma Municipality	8131579315	SHOBA BADUBILE CATHRINA	AMAKHUZE UNDERBERG KZN OU	15	109.715	16.4572	126.1722
400	Dr Nkosazana Zuma Municipality	8131754956	DLAMINI THOBKILE VENENCIA	AMAKHUZE UNDERBURG KZN	15	109.715	16.4572	126.1722
401	Dr Nkosazana Zuma Municipality	8132381457	KHANYEZI THULISILE SIBONGILE	AMAKHUZE UNDERBERG KZN OU	15	109.715	16.4572	126.1722
402	Dr Nkosazana Zuma Municipality	8132634372	MTOLO HLEZIPHI HAPPINESS	AMAKHUZE UNDERBERG KZN OU	15	109.715	16.4572	126.1722
403	Dr Nkosazana Zuma Municipality	8132764732	SHOBA DOTOMBA MASHU	AMAKHUZE UNDERBERG KZN OU	15	109.715	16.4572	126.1722
404	Dr Nkosazana Zuma Municipality	8133711195	DLAMINI NTOMBI NOMPUMELELO	AMAKHUZE UNDERBERG KZN OU	15	109.715	16.4572	126.1722
405	Dr Nkosazana Zuma Municipality	8133789601	MBANIWA HLABEYAKHE	AMAKHUZE UNDERBERG KZN OU	15	109.715	16.4572	126.1722
406	Dr Nkosazana Zuma Municipality	8134302412	SHOBA ZIBONELE LOYI	AMAKHUZE UNDERBERG KZN OU	15	109.715	16.4572	126.1722
407	Dr Nkosazana Zuma Municipality	8134675768	NZIMANDE ZANELE	AMAKHUZE UNDERBERG KZN OU	15	109.715	16.4572	126.1722
408	Dr Nkosazana Zuma Municipality	8134962297	DLAMINI SIBONGILE CONSTANCE	AMAKHUZE UNDERBERG KZN OU	15	109.715	16.4572	126.1722
409	Dr Nkosazana Zuma Municipality	8135172706	SHOBA OCTAVIA ZETHU	AMAKHUZE UNDERBERG KZN OU	15	109.715	16.4572	126.1722
410	Dr Nkosazana Zuma Municipality	8135914642	MBELU LEONARD THISHELA	PEVENSY UNDERBERG KZN	15	109.715	16.4572	126.1722
411	Dr Nkosazana Zuma Municipality	8136115893	SHOBA CUPHENI THOLANI	AMAKHUZE UNDERBERG KZN OU	15	109.715	16.4572	126.1722
412	Dr Nkosazana Zuma Municipality	8136185707	SHOBA SIBONGISENI	AMAKHUZE UNDERBERG KZN OU	15	109.715	16.4572	126.1722
413	Dr Nkosazana Zuma Municipality	8142288769	DLAMINI BADINGILE THUSHUZA	AMAKHUZE UNDERBURG KZN	15	109.715	16.4572	126.1722
414	Dr Nkosazana Zuma Municipality	8144531818	SHOBA MGOBO	AMAKUZA UNDERBURG KZN	15	109.715	16.4572	126.1722
415	Dr Nkosazana Zuma Municipality	8148358091	MOLEFE SOBHOLENYONI D	STOFFELTON IMPENDLE KZN	15	109.715	16.4572	126.1722
416	Dr Nkosazana Zuma Municipality	8156696335	SHOBA MFANISENI THERUS	AMAKUZA UNDERBURG KZN	15	109.715	16.4572	126.1722
417	Dr Nkosazana Zuma Municipality	8167992611	SHOBA BHOYI GEDION	AMAKUZA UNDERBURG KZN	15	109.715	16.4572	126.1722
418	Dr Nkosazana Zuma Municipality	8172354341	SOSIBO SIBONGILE PERCIFIC	AMAKHUZE UNDERBURG KZN	15	109.715	16.4572	126.1722
419	Dr Nkosazana Zuma Municipality	8186139708	DLAMINI BONISIWE	AMAKHUZE UNDERBURG KZN	15	109.715	16.4572	126.1722
420	Dr Nkosazana Zuma Municipality	8187848747	SABELA PHIKISILE BADUMISE		15	109.715	16.4572	126.1722
421	Dr Nkosazana Zuma Municipality	8191834882	TSHOBA DOTI RICHARD	AMAKUZA UNDERBURG KZN	15	109.715	16.4572	126.1722
422	Dr Nkosazana Zuma Municipality	8197836807	KHUMALO NTOMBİYONKE	Traditional	15	109.715	16.4572	126.1722
423	Dr Nkosazana Zuma Municipality	8202564613	MBANIWA THULISILE ANNACLETIA	AMAKUZA UNDERBURG KZN	15	109.715	16.4572	126.1722
424	Dr Nkosazana Zuma Municipality	8205926893	DLAMINI BALUNGILE	AMAKHUZE UNDERBURG KZN	15	109.715	16.4572	126.1722
425	Dr Nkosazana Zuma Municipality	8208209818	MTHEMBU SANELISIWE CORNELIA	AMAKHUZE UNDERBURG KZN	15	109.715	16.4572	126.1722
426	Dr Nkosazana Zuma Municipality	8208209818	MTHEMBU SANELISIWE CORNELIA	AMAKHUZE UNDERBURG KZN	15	109.715	16.4572	126.1722
427	Dr Nkosazana Zuma Municipality	8221023709	KHWELA EUGENIA NONTOKOZO	TRANSFORMER ZONE PBT25	15	109.715	16.4572	126.1722
428	Dr Nkosazana Zuma Municipality	8235428608	NXELE THOBILE EUNICE	AMAKHUZE UNDERBURG KZN	15	109.715	16.4572	126.1722
429	Dr Nkosazana Zuma Municipality	8235559157	MNGUNI BATHINI QIKI	AMAKUZA S1 UNDERBERG KZN OU	15	109.715	16.4572	126.1722
430	Dr Nkosazana Zuma Municipality	8258427433	SHOBA ZONGILE	AMAKUZA UNDERBURG KZN	15	109.715	16.4572	126.1722
431	Dr Nkosazana Zuma Municipality	8260273097	NZIMANDE TSHENGISILE CATHRYNE	AMAKUZA UNDERBURG KZN	15	109.715	16.4572	126.1722
432	Dr Nkosazana Zuma Municipality	8261947033	KHANYILE SIZAKELE CHRISTINIA	AMAKUZA UNDERBURG KZN	15	109.715	16.4572	126.1722
433	Dr Nkosazana Zuma Municipality	8261947033	KHANYILE SIZAKELE CHRISTINIA	AMAKUZA UNDERBURG KZN	15	109.715	16.4572	126.1722
434	Dr Nkosazana Zuma Municipality	8262820827	MNGUNI ZIBONELE	AMAKUZA S1 UNDERBERG KZN OU	15	109.715	16.4572	126.1722

522	Dr Nkosazana Zuma Municipality	8546983043	ZONDI MABONA PETRUS	AMAKUZA S1 UNDERBERG KZN OU	15	109.715	16.4572	126.1722
523	Dr Nkosazana Zuma Municipality	8549172341	ZIKODE ELSIE		15	109.715	16.4572	126.1722
524	Dr Nkosazana Zuma Municipality	8551727018	DLAMINI THABISILE MAUREEN		15	109.715	16.4572	126.1722
525	Dr Nkosazana Zuma Municipality	8552117115	DUMA PHILISWE THEODORAH	HOUSE	15	109.715	16.4572	126.1722
526	Dr Nkosazana Zuma Municipality	8560499855	DLAMINI NELISWE SYLVASIA	AMAKUZA S1 UNDERBERG KZN OU	15	109.715	16.4572	126.1722
527	Dr Nkosazana Zuma Municipality	8566951352	ZONDI BEATOR FANISILE	AMAKUZA S1 UNDERBERG KZN OU	15	109.715	16.4572	126.1722
528	Dr Nkosazana Zuma Municipality	8572147763	LINDA THANDEKA	AMAKUZA S1 UNDERBERG KZN OU	15	109.715	16.4572	126.1722
529	Dr Nkosazana Zuma Municipality	8574772271	ZONDI SWELEKILE MAYVIS	AMAKUZA S1 UNDERBERG KZN OU	15	109.715	16.4572	126.1722
530	Dr Nkosazana Zuma Municipality	8576062677	KHUMALO NOKUZOTHA IRENE	AMAKUZA S1 UNDERBERG KZN OU	15	109.715	16.4572	126.1722
531	Dr Nkosazana Zuma Municipality	8585544436	KUNENE DUMILE CYNTHIA	AMAKUZA S1 UNDERBERG KZN OU	15	109.715	16.4572	126.1722
532	Dr Nkosazana Zuma Municipality	8585619061	MIYA GETRUDE BATHABILE	AMAKUZA S1 UNDERBERG KZN OU	15	109.715	16.4572	126.1722
533	Dr Nkosazana Zuma Municipality	8594605420	ZUMA KWANELE	AMAKUZA S1 UNDERBERG KZN OU	15	109.715	16.4572	126.1722
534	Dr Nkosazana Zuma Municipality	8599802009	DLAMINI FIKILE PRISCA	AMAKUZA S1 UNDERBERG KZN OU	15	109.715	16.4572	126.1722
535	Dr Nkosazana Zuma Municipality	8610923114	XABA BALINDILE ROBINAH	AMAKUZA S1 UNDERBERG KZN OU	15	109.715	16.4572	126.1722
536	Dr Nkosazana Zuma Municipality	8612126816	NOLANGISA MABLE JABULILE	AMAKUZA S1 UNDERBERG KZN OU	15	109.715	16.4572	126.1722
537	Dr Nkosazana Zuma Municipality	8614173328	MOLEFE MAJUBA P	STOFFELTON IMPENDLE KZN	15	109.715	16.4572	126.1722
538	Dr Nkosazana Zuma Municipality	8625799170	ZUMA PROTASIA QUEEN	AMAKUZA S1 UNDERBERG KZN OU	15	109.715	16.4572	126.1722
539	Dr Nkosazana Zuma Municipality	8626573935	MBANJWA ZODWA EUNICE	AMAKUZA UNDERBURG KZN	15	109.715	16.4572	126.1722
540	Dr Nkosazana Zuma Municipality	8628500118	DLAMINI SISENI OCTAVIA	AMAKUZA S1 UNDERBERG KZN OU	15	109.715	16.4572	126.1722
541	Dr Nkosazana Zuma Municipality	8629217201	DLAMINI ZAMAZULU	AMAKUZA S1 UNDERBERG KZN OU	15	109.715	16.4572	126.1722
542	Dr Nkosazana Zuma Municipality	8629475780	CHIYA THANDIWE ANNACTELA	TRADITIONAL HOUSE	15	109.715	16.4572	126.1722
543	Dr Nkosazana Zuma Municipality	8633881639	PHUNGULA MABONGI THELEKILE	AMAKUZA UNDERBURG KZN	15	109.715	16.4572	126.1722
544	Dr Nkosazana Zuma Municipality	8644812995	NGUBO IDAH	HOUSE	15	109.715	16.4572	126.1722
545	Dr Nkosazana Zuma Municipality	8660020343	MNCWABE NOKWENZIWA THERESA	AMAKUZA UNDERBURG KZN	15	109.715	16.4572	126.1722
546	Dr Nkosazana Zuma Municipality	8669164157	NDLOVU THANDEKILE ALPHINA	AMAKUZA UNDERBURG KZN	15	109.715	16.4572	126.1722
547	Dr Nkosazana Zuma Municipality	8670598155	MIYA MANAZI EUGENIA	ENKELEBANTWANA IXOPO KZN	15	109.715	16.4572	126.1722
548	Dr Nkosazana Zuma Municipality	8682047494	DIDI KHULEKANI	KWATHUNZI NKOTHWENI UNDERBERG KZN	15	109.715	16.4572	126.1722
549	Dr Nkosazana Zuma Municipality	8689002936	NGUBANE JOSEPH MAZENZE	AMAKUZA UNDERBURG KZN	15	109.715	16.4572	126.1722
550	Dr Nkosazana Zuma Municipality	8703467610	KAMBULA NELISWE	NOMANDLOVU DONNYBROOK IXOPO KZN	15	109.715	16.4572	126.1722
551	Dr Nkosazana Zuma Municipality	8703850122	MAGUBANE SIFISO	AMAKUZA UNDERBURG KZN	15	109.715	16.4572	126.1722
552	Dr Nkosazana Zuma Municipality	8713856813	KHAMBULE NOKUTHULA	NOMANDLOVU DONNYBROOK IXOPO KZN	15	109.715	16.4572	126.1722
553	Dr Nkosazana Zuma Municipality	8723383365	TENZA NOPHOSISA	NOMANDLOVU DONNYBROOK IXOPO KZN	15	109.715	16.4572	126.1722
554	Dr Nkosazana Zuma Municipality	8724962714	GAGU ELIZABETH ZITHOBILE	AMAKUZA UNDERBURG KZN	15	109.715	16.4572	126.1722
555	Dr Nkosazana Zuma Municipality	8726109011	SHEZI HOMSTA THANDEKILE	AMAKUZA UNDERBURG KZN	15	109.715	16.4572	126.1722
556	Dr Nkosazana Zuma Municipality	8747753972	MAJOLA BUSISWE	MQATSHENI UNDERBURG KZN	15	109.715	16.4572	126.1722
557	Dr Nkosazana Zuma Municipality	8764177723	MBANJWA FIKILE	QULASHE UNDERBURG KZN	15	109.715	16.4572	126.1722
558	Dr Nkosazana Zuma Municipality	8768179403	MSWARA WINILE	QULASHE UNDERBURG KZN	15	109.715	16.4572	126.1722
559	Dr Nkosazana Zuma Municipality	8777712685	NGCOBO VELAPHI	STOFFELTON IMPENDLE KZN	15	109.715	16.4572	126.1722
560	Dr Nkosazana Zuma Municipality	8782004576	MBANJWA MAKHOSAZANA	AMAKUZA UNDERBURG KZN	15	109.715	16.4572	126.1722
561	Dr Nkosazana Zuma Municipality	8795683367	PHUNGULA ESTER	AMAKUZA UNDERBURG KZN	15	109.715	16.4572	126.1722
562	Dr Nkosazana Zuma Municipality	8816995007	MEMELA THEMBILE	NOMANDLOVU DONNYBROOK IXOPO KZN	15	109.715	16.4572	126.1722
563	Dr Nkosazana Zuma Municipality	8820682154	NCOBENI DUMISILE FRANCISCA	HLANGANANI S1 IXOPO CNC KZN OU	15	109.715	16.4572	126.1722
564	Dr Nkosazana Zuma Municipality	8832863479	RADEBE LUCY	STEMPORE	15	109.715	16.4572	126.1722
565	Dr Nkosazana Zuma Municipality	8839617602	MOKOENA THOBELA ANDREAS	EHLABENI BULWER KZN	15	109.715	16.4572	126.1722
566	Dr Nkosazana Zuma Municipality	8842464742	MBANJWA MAQOSHI	TRADITIONAL HOUSE	15	109.715	16.4572	126.1722
567	Dr Nkosazana Zuma Municipality	9052905386	DUMA IDAH THANDIWE		15	109.715	16.4572	126.1722
568	Dr Nkosazana Zuma Municipality	9087810867	MBANJWA MDOBI	KILMUN S1 UNDERBERG KZN OU	15	109.715	16.4572	126.1722
569	Dr Nkosazana Zuma Municipality	9092487521	MAJWARA THANDIWE	KILMUN S1 UNDERBERG KZN OU	15	109.715	16.4572	126.1722
570	Dr Nkosazana Zuma Municipality	9102165460	MBANJWA GLORIA	KILMUN S1 UNDERBERG KZN OU	15	109.715	16.4572	126.1722
571	Dr Nkosazana Zuma Municipality	9106271583	DLAMINI NONHLANHLA ALOIS	HLANGANANI 3 CREIGHTON IXOPO CNC KZN OU	15	109.715	16.4572	126.1722
572	Dr Nkosazana Zuma Municipality	9112986705	DLAMINI NOBEKEZELO	AMAKHUZE UNDERBERG KZN	15	109.715	16.4572	126.1722
573	Dr Nkosazana Zuma Municipality	9115256532	MTHEMBU NOZITHEMBI SO PEARL	AMAKHUZE UNDERBERG KZN	15	109.715	16.4572	126.1722
574	Dr Nkosazana Zuma Municipality	9116136929	HLONGWANE GOODNESS	TARS VALLEY CREIGHTON KZN	15	109.715	16.4572	126.1722
575	Dr Nkosazana Zuma Municipality	9123271964	MBANJWA NOMZABALAZO	KILMUN S1 UNDERBERG KZN OU	15	109.715	16.4572	126.1722
576	Dr Nkosazana Zuma Municipality	9126196247	MBANJWA LUNGILE	KILMUN S1 UNDERBERG KZN OU	15	109.715	16.4572	126.1722
577	Dr Nkosazana Zuma Municipality	9126425427	MBANJWA DUMAZILE	KILMUN S1 UNDERBERG KZN OU	15	109.715	16.4572	126.1722
578	Dr Nkosazana Zuma Municipality	9136935949	MBANJWA LUNGILE ENI	KILMUN S1 UNDERBERG KZN OU	15	109.715	16.4572	126.1722
579	Dr Nkosazana Zuma Municipality	9140388547	MBANJWA SEBENZANI ZATHA	NSIMBINI	15	109.715	16.4572	126.1722
580	Dr Nkosazana Zuma Municipality	9149139266	KHUMALO HLE	MQATSHENI UNDERBURG KZN	15	109.715	16.4572	126.1722
581	Dr Nkosazana Zuma Municipality	9151304247	SABELA ZANELLE	AMAKUZA S1 UNDERBERG KZN OU	15	109.715	16.4572	126.1722
582	Dr Nkosazana Zuma Municipality	9151678652	SOSIBO HILDA THULISILE	NSIMBINI	15	109.715	16.4572	126.1722
583	Dr Nkosazana Zuma Municipality	9156846863	NTSHIZA HAWUL ENGWE	KILMUN S1 UNDERBERG KZN OU	15	109.715	16.4572	126.1722
584	Dr Nkosazana Zuma Municipality	9158084856	MCHUNU NOMAGUGU	KILMUN S1 UNDERBERG KZN OU	15	109.715	16.4572	126.1722
585	Dr Nkosazana Zuma Municipality	9158437717	DLAMINI VUMILE	KILMUN S1 UNDERBERG KZN OU	15	109.715	16.4572	126.1722
586	Dr Nkosazana Zuma Municipality	9154622391	KHANYILE NELISWE	AMAKUZA UNDERBURG KZN	15	109.715	16.4572	126.1722
587	Dr Nkosazana Zuma Municipality	9159056955	CHULE NONTSHIZI NOMUSA	HOUSE	15	109.715	16.4572	126.1722
588	Dr Nkosazana Zuma Municipality	9162450446	MBANJWA VUYISILE	KILMUN S1 UNDERBERG KZN OU	15	109.715	16.4572	126.1722
589	Dr Nkosazana Zuma Municipality	9164106640	DLAMINI CELIWE		15	109.715	16.4572	126.1722
590	Dr Nkosazana Zuma Municipality	9165485804	DLAMINI REGINALD SAMUKELO	PHAYINDANE	15	109.715	16.4572	126.1722
591	Dr Nkosazana Zuma Municipality	9168539141	MCWABE LUNGILE	KILMUN S1 UNDERBERG KZN OU	15	109.715	16.4572	126.1722
592	Dr Nkosazana Zuma Municipality	9160435032	ZONDI THEMBINKOSI JOSEPH	PHAYINDANE	15	109.715	16.4572	126.1722
593	Dr Nkosazana Zuma Municipality	9163508982	DLAMINI THENJIWE ANNATOLIA	PHAYINDANE	15	109.715	16.4572	126.1722
594	Dr Nkosazana Zuma Municipality	9172275791	NTSHIZA MATHWANA	KILMUN S1 UNDERBERG KZN OU	15	109.715	16.4572	126.1722
595	Dr Nkosazana Zuma Municipality	9175178572	PHUMGULA NONTSIKELELO DOMONIC	PHAYINDANE	15	109.715	16.4572	126.1722
596	Dr Nkosazana Zuma Municipality	9186181545	MBANJWA PHILIPINA NTOMBIFIKILE	PHAYINDANE	15	109.715	16.4572	126.1722
597	Dr Nkosazana Zuma Municipality	9181682896	MBANJWA SISTELA	KILMUN S1 UNDERBERG KZN OU	15	109.715	16.4572	126.1722
598	Dr Nkosazana Zuma Municipality	9182928196	SABELA ZIMISE	KILMUN S1 UNDERBERG KZN OU	15	109.715	16.4572	126.1722
599	Dr Nkosazana Zuma Municipality	9181237579	MBANJWA BATHINI	PHAYINDANE	15	109.715	16.4572	126.1722
600	Dr Nkosazana Zuma Municipality	9187853168	MBANJWA SHAINA	KILMUN S1 UNDERBERG KZN OU	15	109.715	16.4572	126.1722
601	Dr Nkosazana Zuma Municipality	9189771329	NTSHIZA ZIBUNILE	KILMUN S1 UNDERBERG KZN OU	15	109.715	16.4572	126.1722
602	Dr Nkosazana Zuma Municipality	9189795347	MAJOZI BHEKI PROTAS	EMAKHUZENI	15	109.715	16.4572	126.1722
603	Dr Nkosazana Zuma Municipality	9198886452	JAMA THENJIWE IVY	NSIMBINI	15	109.715	16.4572	126.1722
604	Dr Nkosazana Zuma Municipality	9208074256	NZIMANDE BONGINKOSI	AMAKUZA S1 UNDERBERG KZN OU	15	109.715	16.4572	126.1722
605	Dr Nkosazana Zuma Municipality	9216218584	SOSIBO LUNGILE CHRISTOPHERAH	PHAYINDANE	15	109.715	16.4572	126.1722
606	Dr Nkosazana Zuma Municipality	9213692308	MEMELA NOMUSA	EHLABENI BULWER KZN	15	109.715	16.4572	126.1722
607	Dr Nkosazana Zuma Municipality	9212048887	MVELASE FUNEKILE SEPHRONIA	PHAYINDANE	15	109.715	16.4572	126.1722
608	Dr Nkosazana Zuma Municipality	9216578948	JILI ERIC SIGWILI	TRADITIONAL HOUSE	15	109.715	16.4572	126.1722

**ASSET MANAGEMENT REPORT AS AT 30 NOVEMBER 2025**

AUTHOR : Chief Financial Officer

1<sup>ST</sup> LEVEL : MANCO

2<sup>ND</sup> LEVEL : FINANCE COMMITTEE

3<sup>RD</sup> LEVEL : EXCO

4<sup>TH</sup> LEVEL : COUNCIL

**1. PURPOSE**

To report to the Committee and Council on the Asset management status and activities

**2. LEGAL/STATUTORY REQUIREMENTS**

- MFMA Act No.56 of 2003
- Asset management and disposal policy

**3. BACKGROUND AND REASONING**

Dr Nkosazana Dlamini-Zuma Local Municipality is required to ensure the effective and efficient control, utilization, safeguarding and management of Dr Nkosazana Dlamini Zuma Local Municipality's movable and immovable assets and to ensure proper recording of assets from authorisation to acquisition and subsequent disposal.

**4. FINANCIAL IMPLICATIONS**

This report outlines the financial performance and impact for Dr Nkosazana Dlamini-Zuma Local Municipality for the 2025/26 financial year, for the period ending 30 November 2025, as well as the financial position as at 30 November 2025. No additional financial implications for the municipality are expected.

DR NGQENZAMA CLAMINI ZWANA MUNICIPALITY ANALYSIS OF PROPERTY PLANT AND EQUIPMENT, INTANGIBLE ASSETS AND INVESTMENT PROPERTY AS AT 30 NOVEMBER 2020														
Asset category	Class segment	Cost				Accumulated depreciation and impairment losses							Closing Balance	Carrying Value
		Opening Balances	Correction of Prior year error	Additions	Disposals/transfers	Closing Balance	Opening Balance Accumulated depreciation	Adjustment	Depreciation for the year	Closing Balance Accumulated depreciation	Opening Balance Impairment	Closing Balance Accum Impairment	Written Off/sold	
		R	R	R	R	R	R	R	R	R	R	R	R	R
Store	Trading Services	265 525 329	-	-	-	265 525 329	258 245 543	-	11 629 562	170 264 529	-	-	279 542 529	156 264 529
	Economic and environmental services	306 532 607	-	-	-	306 532 607	158 142 024	-	11 138 008	166 680 032	-	-	168 680 032	157 252 375
Community Assets	Community and public safety	349 259 864	-	-	-	349 259 864	24 906 497	-	5 197 169	26 906 497	3 316 452	-	26 906 497	26 906 497
	Trading Services	335 127 115	-	-	-	335 127 115	24 906 497	-	5 197 169	24 906 497	3 316 452	-	24 906 497	24 906 497
	Economic and environmental services	8 410 544	-	-	-	8 410 544	5 303 923	-	157 844	5 461 867	2 330 760	-	7 892 627	7 892 627
	Governance and administration	8 282 826	-	-	-	8 282 826	1 500 026	-	239 860	1 739 886	7 778	-	1 747 664	1 747 664
Machinery and equipment	Community and public safety	18 290 633	-	271 000 000	-	16 560 633	2 148 000	-	648 188	8 182 205	18 594	-	8 200 396	8 182 205
	Economic and environmental services	3 427 385	-	-	-	3 427 385	1 547 715	-	544 155	1 781 870	6	-	1 781 870	1 507 715
	Trading Services	11 080 388	-	271 000 000	-	11 080 388	5 465 903	-	-	5 465 903	18 573	-	5 484 476	5 602 022
	Governance and administration	1 777 469	-	-	-	1 777 469	729 488	-	215 043	944 532	21	-	944 553	833 916
Transport	Community and public safety	63 771 033	-	679 882 110	-	643 653 143	27 262 247	-	2 694 940	29 957 187	485 111	-	30 442 297	33 999 003
	Economic and environmental services	32 337 366	-	-	-	32 337 366	14 469 393	-	1 215 489	15 684 792	475 734	-	16 160 526	16 176 464
	Trading Services	22 282 491	-	679 882 110	-	22 962 601	8 623 362	-	1 043 919	9 666 281	-	-	9 666 281	12 716 210
	Governance and administration	1 585 615	-	-	-	1 585 615	2 433 503	-	383 540	2 817 043	5 377	-	2 822 420	4 388 420
Furniture and Office Equipment	Trading Services	2 282 598	-	-	-	2 282 598	4 432 939	-	14 764	1 448 299	-	-	1 463 063	1 794 742
	Community and public safety	12 566 090	-	861 786 051	-	13 926 876	7 169 701	-	517 887	7 687 587	16 464	-	7 704 051	5 325 900
	Economic and environmental services	6 539 001	-	19 629 171	-	26 168 172	3 522 387	-	258 288	3 780 675	-	-	3 780 675	3 007 668
	Governance and administration	5 142 219	-	111 509 841	-	116 652 060	3 210 838	-	275 401	3 486 239	30	-	3 486 269	4 011 469
Leased Assets	Community and public safety	749 364	-	-	-	749 364	727 060	-	3 303	730 364	-	-	730 364	-
	Economic and environmental services	-	-	-	-	-	-	-	-	-	-	-	-	-
Computer equipment	Community and public safety	740 364	-	-	-	740 364	727 060	-	3 303	730 364	-	-	730 364	-
	Economic and environmental services	2 666 946	-	306 616 545	-	3 073 562	1 516 449	-	649 746	2 623 295	55 983	-	2 679 278	3 294 731
	Trading Services	2 453 054	-	34 600 000	-	2 487 654	3 247 028	-	146 653	3 393 681	-	-	3 393 681	3 046 731
	Governance and administration	974 074	-	-	-	974 074	621 491	-	49 178	670 669	-	-	670 669	303 466
Buildings (Other)	Economic and environmental services	4 438 818	-	271 925 611	-	276 364 429	3 987 530	-	263 185	4 250 695	55 983	-	4 306 678	2 386 592
	Community and public safety	58 927 221	-	-	-	58 927 221	13 886 931	-	1 017 228	15 904 159	-	-	15 904 159	47 024 112
	Economic and environmental services	21 363 278	-	-	-	21 363 278	1 186 045	-	94 199	1 280 243	-	-	1 280 243	19 321 061
	Governance and administration	2 834 938	-	-	-	2 834 938	903 915	-	311 884	1 301 080	-	-	1 301 080	1 333 886
Land (Other)	Community and public safety	36 125 057	-	-	-	36 125 057	9 320 091	-	629 150	9 759 242	-	-	9 759 242	26 869 215
	Economic and environmental services	-	-	-	-	-	-	-	-	-	-	-	-	-
	Trading Services	-	-	-	-	-	-	-	-	-	-	-	-	-
	Governance and administration	13 538 101	-	-	-	13 538 101	-	-	-	-	-	-	-	13 538 101
Work in progress	Community and public safety	19 966 116	-	-	-	19 966 116	25 005 315	-	-	25 005 315	-	-	25 005 315	-
	Economic and environmental services	10 000 000	-	-	-	10 000 000	-	-	-	-	-	-	-	-
	Trading Services	100 360	-	-	-	100 360	-	-	-	-	-	-	-	-
	Governance and administration	497 356	-	9 138 174 021	-	9 138 971 377	9 406 524	-	-	9 406 524	-	-	9 406 524	9 406 524
Intangible assets	Community and public safety	807 427 388	-	-	-	807 427 388	727 060	-	3 303	730 364	-	-	730 364	-
	Economic and environmental services	-	-	-	-	-	-	-	-	-	-	-	-	-
	Trading Services	-	-	-	-	-	-	-	-	-	-	-	-	-
	Governance and administration	-	-	-	-	-	-	-	-	-	-	-	-	-
Investment Assets	Community and public safety	30 780 000	-	-	-	30 780 000	-	-	-	-	-	-	-	30 780 000
	Economic and environmental services	30 780 000	-	-	-	30 780 000	-	-	-	-	-	-	-	30 780 000
	Trading Services	30 780 000	-	-	-	30 780 000	-	-	-	-	-	-	-	30 780 000
	Governance and administration	30 780 000	-	-	-	30 780 000	-	-	-	-	-	-	-	30 780 000
GRAND TOTAL NCV		862 400 658	-	14 687 254 520	-	15 549 655 178	237 079 714	-	22 627 321	317 707 035	3 869 574	-	323 596 610	546 888 393

## 5. TAKE AWAY ON PLANNED AND ONGOING ACTIVITIES

The municipality has non-current assets to the value of R 584 888 303 as at 30 November 2025 with the split presented in the table above, this indicated the level of long term investment in the municipality's assets.

The municipality acquired assets for the period 1 July 2025 to date amounting to R16 084 254,50 . These amounts are classified as per the generally recognised accounting practise and municipal asset management and disposal policy as adopted by council.

With the inclusion of non-current assets acquired during this current year depreciation is calculated at R 22 627 321. This reflects how much of the asset's value has been used up over the ordinary course of business for the year.

A complete asset verification is being conducted involving all municipal departments and end-users in line with the verification plan, with results to be factored into the year-end reporting, annual financial statement preparation and basis for future budgeting.

The table reflects expenditure by asset class of repairs and maintenance. The table is compiled after reviewing transactions that occurred during the period to ensure that the information presented is accurate, valid and complete.

Expenditure line item	Classification	R
Repairs and Maintenance	Community assets	3 605 940.49
Repairs and Maintenance	Office Buildings	1 153 538.77
Repairs and Maintenance	Plant and Equipment	960.00
Repairs and Maintenance	Roads	725 400.00
Repairs and Maintenance	Vehicles	690 658.79
Repairs and Maintenance	Computer Equipment	
<b>Total</b>		<b>6 176 498.05</b>

## 6. RECOMMENDATION

That this report be noted by the Committees and Council.

**REPORT TO COUNCIL FOR ASSET MANAGEMENT – LAND LEASE TO SWIFTNET OF PORTION OF ERF40 IN HIMEVILLE**

**FINANCIAL SERVICES**

**AUTHOR: CFO**

(File Ref): Financial Services

Department 1<sup>st</sup> Level: MANCO

3<sup>rd</sup> Level: Portfolio Committee

2<sup>nd</sup> Level: EXCO

3<sup>rd</sup> Level: Council

**PURPOSE**

To request the approval of the Council for the Leasing out of Land, of a portion of erf 40 in Himeville to Swiftnet



## **LEGAL REQUIREMENTS**

### **Municipal Finance Management Act, No. 56 of 2003**

#### **Unsolicited bids**

#### **Section 113**

- (1 ) A municipality or municipal entity is not obliged to consider an unsolicited bid received outside its normal bidding process.
- (2) If a municipality or municipal entity decides to consider an unsolicited bid it may do so only in accordance with a received outside a normal bidding process, prescribed framework.
- (3) The framework must strictly regulate and limit the power of municipalities and municipal entities to approve unsolicited bids received outside their normal tendering or other bidding processes.

### **DR NKOSAZANA DLAMINI ZUMA MUNICIPALITY SUPPLY CHAIN MANAGEMENT POLICY**

#### **37.Unsolicited bids**

- (1) In accordance with section 113 of the Act there is no obligation to consider unsolicited bids received outside a normal bidding process.
- (2) The Accounting Officer may decide in terms of section 113(2) of the Act to consider an unsolicited bid, only if –
  - (a) the product or service offered in terms of the bid is a demonstrably or proven unique innovative concept;
  - (b) the product or service will be exceptionally beneficial to, or have exceptional cost advantages;
  - (c) the person who made the bid is the sole provider of the product or service; and
  - (d) the reasons for not going through the normal bidding processes are found to be sound by the Accounting Officer.
- (3) If the Accounting Officer decides to consider an unsolicited bid that complies with paragraph 37(2) of this policy, the decision must be made public in accordance with section 21A of the Municipal Systems Act, together with –
  - (a) reasons as to why the bid should not be open to other competitors;
  - (b) an explanation of the potential benefits if the unsolicited bid were accepted; and

- (c) an invitation to the public or other potential suppliers to submit their comments within 30 days of the notice.
- (4) The Accounting Officer must submit written comments received pursuant to paragraph 37(3), including any responses from the unsolicited bidder, to the National Treasury and the relevant provincial treasury for comment.
- (5) The adjudication committee must consider the unsolicited bid and may award the bid or make a recommendation to the Accounting Officer, depending on its delegations.
- (6) A meeting of the adjudication committee to consider an unsolicited bid must be open to the public.
- (7) When considering the matter, the adjudication committee must take into account –
  - (a) any comments submitted by the public; and
  - (b) any written comments and recommendations of the National Treasury or the relevant provincial treasury.
- (8) If any recommendations of the National Treasury or provincial treasury are rejected or not followed, the Accounting Officer must submit to the Auditor General, the relevant provincial treasury and the National Treasury the reasons for rejecting or not following those recommendations.
- (9) Such submission must be made within seven days after the decision on the award of the unsolicited bid is taken, but no contract committing the municipality to the bid may be entered into or signed within 30 days of the submission.

## **BACKGROUND AND REASONS**

The telecommunication infrastructure was previously owned and managed by Telkom. Swiftnet TowerCo (Pty) Ltd (Swiftnet) has bought the telecommunication infrastructure from Telkom. Swiftnet is an independent tower company that constructs, owns, operates, and leases passive telecommunication infrastructure/facility to the mobile network operators and/or internet service providers.

As a licensee under section 22 of the Electronic Communications Act 36 of 2005, Swiftnet will maintain the existing communication network facility (mast/tower and/or associated structures) on the property. Within this context, Swiftnet intends to enter into an Occupational Agreement for its existing communication network facility on the property for continuous business operations with the Municipality.

The primary objective of the Occupational Agreement is to formalize and reinforce Swiftnet relationship with the Municipality, thereby facilitating continuous access to, operation of, and maintenance of Swiftnet existing communication network facility at all times. In exchange, Swiftnet shall compensate the Municipality for operating the communication network facility on the Municipality's property.

## **Recommendation**

It is therefore recommended that the Council notes and approves the Lease of the abovementioned assets.



## **DEBTORS AND REVENUE MANAGEMENT REPORT AS AT 30 NOVEMBER 2025**

1. **AUTHOR** Chief Financial Officer

1<sup>ST</sup> LEVEL : MANCO  
 2<sup>ND</sup> LEVEL : FINANCE COMMITTEE  
 3<sup>RD</sup> LEVEL : EXCO  
 4<sup>TH</sup> LEVEL : COUNCIL

2. **PURPOSE:**

To report to the Committee and Council on the revenue and debtors' management.

3. **LEGAL/STATUTORY REQUIREMENTS:**

- MFMA Act No.56 of 2003
- Credit control and debt collection policy

4. **BACKGROUND AND REASONING:**

Dr Nkosazana Dlamini Zuma Municipality council must ensure that all money which is due and payable to the council is collected and for this purpose has adopted the credit control policy and debt collected policy consistent with its tariffs and complying with the provisions of the relevant legislation.

5. **ANNEXURES**

- 5.1 Age Analysis as at 30 November 2025  
 5.2 Report on collection rate as at 30 November 2025  
 5.3 Debt Collection and data cleansing as at 30 November 2025  
 5.4 Revenue Enhancement Strategy as at 30 November 2025

6. **FINANCIAL IMPLICATIONS:**

This report outlines the financial performance of the debtors and revenue management unit for the Dr Nkosazana Dlamini-Zuma Local Municipality for the 2025/26 financial year for the period ending 30 November 2025. The report is tabled in compliance with Section 71 of the MFMA and has no additional financial implications for the municipality.

## 7. **RECOMMENDATION:**

It is recommended that:

- The Committees and Council note the contents of this Debtors and Revenue Management Report for the period ending 30 November 2025, including the annexed documents on age analysis, collection rate, debt collection efforts, and the revenue enhancement strategy
- The report be approved for distribution to internal and relevant external stakeholders to Strengthen collaborative efforts in debt collection and revenue enhancement and to encourage shared responsibility and accountability in the implementation of the municipal Credit Control and Debt Collection Policy with provincial and national departments.

### **REPORT ON DEBTORS AGE ANALYSIS**

#### **As at 30 November 2025**

The total debtors' book for the municipality stood at R132 515 366.21 as at 30 November 2025. This reflects an increase of 1.14% compared to the previous month, indicating that while collection efforts are ongoing, new debt continues to accumulate.

<b>Debtors' balance as at</b>	<b>Amount</b>
Dr Nkosazana Dlamini Zuma Municipality - July 2025	R127 085 687.97
Dr Nkosazana Dlamini Zuma Municipality - August 2025	R127 654 553.81
Dr Nkosazana Dlamini Zuma Municipality – September 2025	R129 083 189.94
Dr Nkosazana Dlamini Zuma Municipality – October 2025	R131 026 412.25
Dr Nkosazana Dlamini Zuma Municipality – November 2025	R132 515 366.21

### **REPORT ON INDIGENT MANAGEMENT**

#### **As at 30 November 2025**

For the month of November 2025, the municipality supported 682 registered indigent households, with an amount of R86 049.44 disbursed toward Free Basic Electricity (FBE). The effective implementation of the indigent support policy remains a key instrument in providing relief to the most vulnerable and ensuring equitable access to basic services.

<b>Period</b>	<b>Number of Indigents beneficiaries for the period</b>	<b>Amount paid by municipality for the period</b>
Dr NDZLM - July 2025	596 Beneficiaries	R75 108.92
Dr NDZLM – August 2025	622 Beneficiaries	R78 479.11
Dr NDZLM – September 2025	626 Beneficiaries	R79 109.97

Dr NDZLM – October 2025	743 Beneficiaries	R93 745.94
Dr NDZLM – November 2025	682 Beneficiaries	R86 049.44

## **REPORT ON TRAFFIC FINES**

### **As at 30 November 2025**

Traffic fine collections continue to present a challenge, although efforts to improve recovery rates are ongoing. For November 2025:

- The total value of notices issued remains significant, but the traffic fines collection rate has improved modestly, now standing at 7.3%, reflecting positive outcomes from the revised enforcement and collection strategies recently introduced.
- The phased in introduction of Administrative Adjudication of Road Traffic Offences Act(AARTO) presents threat to municipal traffic fine revenue line and impairs the collectability of existing traffics fines.

<b>MONTHS</b>	<b>AMOUNT FOR NOTICES ISSUED</b>	<b>AMOUNT RECEIVED</b>
Dr Nkosazana Dlamini Zuma Municipality July 2025	R70 100.00	R9 750.00
Dr Nkosazana Dlamini Zuma Municipality August 2025	R65 000.00	R3 300.00
Dr Nkosazana Dlamini Zuma Municipality September 2025	R81 400.00	R3 000.00
Dr Nkosazana Dlamini Zuma Municipality October 2025	R52 200.00	R6 000.00
Dr Nkosazana Dlamini Zuma Municipality November 2025	R90 800.00	R4 450.00
<b>TOTAL</b>	<b>R359 500.00</b>	<b>R26 500.00</b>

## **REPORT ON ANIMAL POUNDS**

### **As at 30 November 2025**

During the reporting period, the Municipality continued to operate animal pounds in both Himeville and Creighton. Captured and impounded livestock statistics were systematically recorded and monitored. These pound services play a critical role in managing stray livestock, promoting road and public safety, and supporting compliance with municipal by-laws.

The table below reflects the financial impact of pound operations over the period under review, highlighting revenue generated from impound fees and related activities.

<b>MONTHS</b>	<b>HIMEVILLE ANIMAL POUND</b>	<b>CREIGHTON ANIMAL POUND</b>	<b>TOTAL</b>
Dr NDZLM – July 2025	R12 391.35	R7 093.92	R19 485.27
Dr NDZLM – August 2025	R16 179.00	R12 041.92	R28 220.91
Dr NDZLM – September 2025	R3 680.00	R31 316.60	R34 996.60

Dr NDZLM – October 2025	R15 000.00	R18 744.44	R33 744.44
Dr NDZLM – November 2025	R11 999.67	R8 450.56	R20 450.23
<b>TOTAL</b>	<b>R59 250.02</b>	<b>R77 647.44</b>	<b>136897.45</b>

### **REPORT ON QUERIES (CUSTOMER CARE)**

#### **As at 30 November 2025**

During the month of November 2025, the Customer Care Unit continued to enhance the efficient handling of rates clearance-related requests, which in turn supports revenue enhancement by accelerating the finalisation of property transactions and reducing outstanding balances on rates accounts. The following results will be presented below to demonstrate progress in this area:

<b>MONTHS</b>	<b>NUMBER OF RCC RECEIVED</b>	<b>RCC FIGURES ISSUED</b>	<b>NUMBER OF RCC ISSUED</b>
Dr Nkosazana Dlamini Zuma Municipality July 2025	8 RCC applications	11 RCC figures issued	9 RCC issued
Dr Nkosazana Dlamini Zuma Municipality August 2025	8 RCC applications	8 RCC figures issued	28 RCC issued
Dr Nkosazana Dlamini Zuma Municipality September 2025	18 RCC applications	2 RCC figures issued	19 RCC issued
Dr Nkosazana Dlamini Zuma Municipality October 2025	19 RCC applications	3 RCC figures issued	20 RCC issued
Dr Nkosazana Dlamini Zuma Municipality November 2025	4 RCC applications	3 RCC figures issued	6 RCC issued

### **REPORT ON DATA CLEANSING**

#### **As at 30 November 2025**

The customer care and data integrity remains central to revenue management. Ongoing data cleansing efforts are included in the table below. These activities are crucial in ensuring that billing data is current and accurate, and they contribute to improved customer service and enhanced revenue assurance.

<b>Activities</b>	<b>2025/07/31</b>	<b>2025/08/31</b>	<b>2025/09/30</b>	<b>2025/10/31</b>	<b>2025/11/30</b>
Billing Journals processed	5	11	7	4	16
Transfer Journals processed	18	12	7	11	10
Account Transfer Transactions performed	12	11	7	15	10
queries via email and attended to	16	15	20	20	12
Copies of invoices emailed	0	0	0	0	0
Change of Ownerships processed	12	11	7	15	15



Manual receipts captured	0	0	0	0	0
General Valuation updates performed	2	5	1	7	6
General customer information updates	5	0	11	0	0
Pension rebate applications received	12	0	1	0	0
Public Benefit Organisation Rebate applications processed	0	0	0	0	0
Tourism rebate applications processed	1	0	1	0	1
Manually issued Rates Clearance Certificate	2	1	4	2	0

## **REPORT ON THE AGE ANALYSIS**

Below is the age analysis of debtors as at 30 November 2025, indicating the municipality's exposure across revenue streams by source service charges, rental income, sundry accounts, rates, and traffic fines and by customer group.

Debtors Age Analysis by Income Group	Sum of Current	Sum of 0-30 Days	Sum of 30-60 Days	Sum of 60-90 Days	Sum of 90-120 Days	Sum of Older than 120 Days	Sum of Total
Rates	- 94 208	3 651 643	2 594 098	2 264 811	2 154 413	107 538 770	118 109 527
Refuse	- 854	427 192	284 125	240 678	223 553	12 928 052	14 102 745
Rental	- 97 363	103 473	101 613	92 712	93 629	4 014 080	4 308 144
Sundry	-	-	-	-	-	21 901	21 901
Traffic fines	-	60 350	61 700	78 400	46 200	1 410 950	1 657 600
<b>Grand Total</b>	- 192 425	4 242 657	3 041 536	2 676 601	2 517 794	125 913 753	138 199 917
Debtors Age Analysis by Customer Group	Sum of Current	Sum of 0-30 Days	Sum of 30-60 Days	Sum of 60-90 Days	Sum of 90-120 Days	Sum of Older than 120 Days	Sum of Total
Business/Agriculture	-	452 266	225 237	936 217	949 211	275 17 830	836 18 763
Government	-	949 185	721 183	721 183	015 183	628 10 243	033 10 980
Residential	- 192 425	3 790 256	2 620 590	2 274 945	2 122 831	97 839 850	108 456 047
<b>Grand Total</b>	- 192 425	4 242 657	3 041 536	2 676 601	2 517 794	125 913 753	138 199 917

## **REPORT ON COLLECTION RATES - Annexure 5.2**

As at 30 November 2025, the municipality recorded a collection rate of 64.7% for the 2025/2026 financial year. A total of R4.6 million was billed, with R3 million received for the period. Rates income amounted to R3.9 million, of which R2.6 million was collected. The closing balance increased to R133.5 million from an opening of R131.9 million, reflecting ongoing billing and collection activity.

	2025/07/31		2025/08/31		2025/09/30		2025/10/31		2025/11/30	
Category	Raised	Received	Raised	Received	Raised	Received	Raised	Received	Raised	Received
RAT01: RESIDENTIAL PROPERTIES	906 047.46	- 402 972.91	1 039 082.59	- 779 442.47	1 045 847.26	- 883 647.69	1 056 587.46	-1 018 933.39	906 132.93	- 846 939.92
RAT02: BUSINESS, COMMERCIAL, INDUSTRIAL PROPERTIES	771 667.28	- 891 904.17	898 210.37	- 792 754.52	905 644.89	- 788 142.79	904 911.63	- 730 075.32	827 878.21	- 550 736.49
RAT03: AGRICULTURAL PROPERTIES	1 050 430.81	- 972 802.58	1 231 299.36	-1 902 264.82	1 259 498.50	-1 205 773.51	1 286 134.10	-1 075 855.36	1 108 046.03	-1 065 602.57
RAT04: PUBLIC SERVICE PURPOSES	941 048.48	- 48 350.62	1 184 796.23	- 20 731.43	1 190 537.45	- 13 467.00	1 200 676.24	- 38 993.80	941 048.48	- 13 467.00

RAT05: PUBLIC SERVICE INFRASTRUCTURE	-	-	-	-	-	-	-	-	-	-
RAT06: PUBLIC BENEFIT ORGANISATION	3 220.80	544.16	2 304.14	566.66	2 304.14	741.66	2 304.14	566.66	2 304.14	166.66
RAT11: TOURISM URBAN										
RAT12: VACANT LAND	150 827.90	- 133 660.12	220 197.38	- 122 352.20	220 756.47	- 136 553.07	221 076.26	- 107 953.34	151 752.12	- 106 700.29
REFUSE	406 037.94	- 338 274.00	415 678.68	- 275 130.81	418 468.82	- 277 207.58	415 793.31	- 362 934.83	466 057.45	- 339 096.36
Value added tax(refuse)	60 905.69	- 50 741.10	62 351.80	- 41 269.62	62 770.32	- 41 581.14	62 369.00	- 54 440.22	69 908.62	- 50 864.45
RENTAL	94 365.10	- 660 802.35	141 227.46	- 27 456.62	94 365.10	- 27 223.34	120 550.92	- 125 062.40	109 128.92	- 31 571.24
Value added tax(rental)	14 154.77	- 99 120.35	21 184.12	- 4 118.49	14 154.77	- 4 083.50	18 082.64	- 18 759.36	16 369.34	- 4 735.69
SUNDRIES	-	-	-	-	-	-	-	-	-	-
Value added tax(sundries)	-	-	-	-	-	-	-	-	-	-
Total Incl	4 398 706.23	-3 599 172.36	5 216 332.13	-3 966 087.64	5 214 347.72	-3 382 421.28	5 288 485.69	-3 533 574.68	4 598 626.24	-3 013 880.67
Total VAT	75 060.46	- 149 861.45	83 535.92	- 45 388.11	76 925.09	- 45 664.64	80 451.63	- 73 199.58	86 277.96	- 55 600.14
Total Excl	4 323 645.77	-3 449 310.91	5 132 796.21	-3 920 699.53	5 137 422.63	-3 336 756.64	5 208 034.06	-3 460 375.10	4 512 348.28	-2 958 280.53
Total Rates	3 823 242.73	-2 450 234.56	4 575 890.07	-3 618 112.10	4 624 588.71	-3 032 325.72	4 671 689.83	-2 972 377.87	3 937 161.91	-2 587 612.93
Total Services	575 463.50	- 148 937.80	640 442.06	- 347 975.54	589 759.01	- 350 095.56	616 795.86	- 561 196.81	661 464.33	- 426 267.74
Total Services Excl	500 403.04	- 999 076.35	556 906.14	- 302 587.43	512 833.92	- 304 430.92	536 344.23	- 487 997.23	575 186.37	- 370 667.60
Opening Balance	R124 781 393.21		R124 781 393.21		R124 781 393.21		R124 781 393.21		R124 781 393.21	
Closing Balance	R127 085 687.97		R128 335 932.46		R130 167 858.90		R131 922 769.91		R133 507 515.47	
Collection Rates	47.61%		63.03%		71.00%		68.96%		64.70%	



Main  
Street  
Creighton,  
3263

P.O Box  
62Creighton

3263

Phone: +27 39 833 1038

Fax: +27 39 833 1179

Email: [mailbox@ndz.gov.za](mailto:mailbox@ndz.gov.za)

[www.ndz.gov.za](http://www.ndz.gov.za)

*A Better Place for All*

30 NOVEMBER 2025

## 5 .3 DEBT COLLECTION REPORT

<b>Debtors Age Analysis by Customer Group</b>	<b>November 2025</b>
Government	10 980 033.32
Business/ Agriculture	18 763 835.88
Households	138 199 916.69
<b>Total by Customer group</b>	<b>138 199 916.69</b>

- **Activities to be done to collect overdue amounts per customer group (Business, Households and Agriculture).**
  - Data cleansing will be done to update customer contact information such as contact details, emails etc...
  - Calling customers with an outstanding balance of more than 60days, reminding them of the total due and when we can expect payment.
  - Site visits will be done to hand deliver, Letters of final demands and latest customer statements. Informing customers to settle the account in full or come in for payment arrangement within 7 days.
  - Once all internal collection processes have been exhausted, debtor will be handed over to municipal attorney.

• **Monthly payments arrangements report 30 November 2025**

<b>Account</b>	<b>Name</b>	<b>Balance</b>	<b>Payment</b>	<b>Comment</b>
128975	John albert trust-trust	209,973.55	11,500.00	Up to date
123885	DM Watson	15,184.28	777.75	Up to date
246795	Old inchagarth trust	102,604.20	7,732.39	Up to date
123875	DM Watson	66,086.31	5,057.26	Up to date
115315	Delabre Trust trustee	59,221.55	4,601.50	Up to date
30061424	Ramcharan Tru	43,295.79	6,000.00	Up to date
173755	Mr Sikhakhane	184,002.90	6000.00	Up to date
254175	Mr S.E Accuts	34,976.85	1000.00	Up to date
34265	Mohsin Mehmud	119,774.30	-	One month behind
263325	Malachite Manor	70,689.14	8000.00	Up to date
266152	Mr M.J Brender A Brandis	81,495.30	4,300.00	Up to date
128775	Houston store	65,668.37	8,391.50	One month behind
54982	Rg Leahy Russel	5,344.66	5,344.68	Up to date
<b>Total</b>		<b>1,058,317.2</b>	<b>68,705.08</b>	

- **Customer's currently negotiating payment arrangements.**

	<b>Name</b>	<b>Balance</b>	<b>Payment</b>
107035	Bank Trust-Trustees	403,771.71	15,000.00
<b>Total</b>		<b>403,771.71</b>	<b>15,000.00</b>

- **Activities to be done to collect outstanding amounts on Government accounts.**
  - Physical verification will be done for all unverified Ingonyama trust properties that are billing monthly, to verify land use and as to which department is liable for monthly rates
  - Department Provincial Public works have changed back to annual invoices; Annual invoices were submitted in the month of October 2025. Currently waiting for payment.
  - Department of National Public works have paid some of the invoices and we are waiting for the outstanding amount.
  - Department Rural Development: have paid an amount of R 110 000.00 in the month of November 2025.
- **Other Debtors**
  - Letters of demand will be drafted and hand delivered for all other debtors, notifying them of the amount owed and to come forward to make necessary payment arrangement with the municipality.
  - Once all internal collection processes have been exhausted, debtor will be handed over to municipal attorney.
- **Returned post and customer with no payment on account since change of ownership**
  - For the month of November 2025, 14 customer contact information such as contact number, email and postal were update on Samras and their accounts also added to monthly emailing of statement.
  - 7 bounced statement emails were corrected from the monthly report.

● Progress report on handed over accounts for the Month of November 2025  
MHRB ATTORNEYS

Client Reference	Name	Current Balance	Current Status	Comment	Last Paid Amount
107035	BANKS TRUST-TRUSTEES	R 327,945.28	No answer	Awaiting for the debtor feedback on the account	R -
173175	BK EKEROLD	R 240,181.82	No answer	Awaiting for the debtor feedback on the account	R -
254755	COLIN CANHAM	R 196,592.69	Waiting to call back	Awaiting for the debtor feedback on the account	R -
30063110	COLUMBIA FORESTRY PTY LTD	R 35,599.47	Promise to Pay	Promise to Pay as per our arrangements	R -
115265	DAVID HOOPER TRUST	-R 55,519.23	Promise to Pay	Promise to Pay as per our arrangements	R 55,519.25
34255	DON IRA FAMILY TRUST	R 47,760.72	Promise to Pay	Promise to Pay as per our arrangements	R 30,000.00
34265	Earcam one Investm	R 107,422.57	Promise to Pay	Promise to Pay as per our arrangements	R 10,000.00
30063897	Fathima Vanda/Sheriff Brokerage(PTY)LTD	R 113,200.16	Promise to Pay	Debtor requested a settlement figures already approved PTP	R -
21365	G&A ADEMA	R 641,555.75	Account closed	Waiting for the estate Document	R -
107105	GOXHILL FARM(PTY)LTD	R 376,889.49	Promise to Pay	Promise to Pay as per our arrangements	R 6,262.08
30063103	JUSTIN BOETTIGER	R 75,468.69	Waiting to call back	Awaiting for the debtor feedback on the account	R -
264685	MH FOURIE	R 178,953.05	Promise to Pay	Promise to Pay as per our arrangements	R 71,000.00
246235	MR CH MAJOR	R 353,571.77	Promise to Pay	Promise to Pay as per our arrangements	R -
30065985	MR I KNOX	R 44,854.94	Promise to Pay	Promise to Pay as per our arrangements	R -
66732	MR J.H SMITH	R 49,382.79	Promise to Pay	Promise to Pay as per our arrangements	R -
30059849	MR KM MCDONAGH	R 252,215.30	Promise to Pay	Promise to Pay as per our arrangements	R -
115335	Mr Litch Lamb/Ted BAR FARMS PTY LTD	R 93,690.90	Promise to Pay	Promise to Pay as per our arrangements	R -
26495	MR MATLAKALA	R 125,635.72	Promise to Pay	Promise to Pay as per our arrangements	R 1,500.00
30060870	Mr M Mchunu	R 45,399.46	Promise to Pay	Promise to Pay as per our arrangements	R -
50195	MR MI SOSIBO	R 62,625.22	Promise to Pay	Promise to Pay as per our arrangements	R -
30059306	MR S.J STEVENS	R 57,209.81	To be traced	Deep Tracing	R -
233595	MR S.M VISAGIE	R 277,535.19	Voicemail	Awaiting for the debtor feedback on the account	R -
30055852	MR/MRS AJ &SC & DC Watson	R 120,155.05	Promise to Pay	Promise to Pay as per our arrangements	R -
259725	MR/MRS PM &RW THORN	R 84,010.85	Promise to Pay	Promise to Pay as per our arrangements	R -
97445	MR/MRS TP&MN MLAMBO	R 149,586.19	Promise to Pay	Promise to Pay as per our arrangements	R -
39885	MRS ME VAN DER WESTHUIZEN	R -	Account closed	Account Paid in full	R 170,880.22
30057964	Mrs Stutterheim Kate	R 74,182.82	Promise to Pay	Promise to Pay as per our arrangements	R -
262195	MS GRP MOOR	R 514,404.24	Promise to Pay	Promise to Pay as per our arrangements	R -
30062786	MS K QUIN	R 49,856.31	Promise to Pay	Promise to Pay as per our arrangements	R -
30061998	Nsika Trust	R 111,320.34	Promise to Pay	Promise to Pay as per our arrangements	R -
97485	P&N BATEMAN & PRIOR	R 182,325.63	Promise to Pay	Promise to Pay as per our arrangements	R 5,000.00
84205	ROCKY MOUNTAIN LOADGE cc	R 473,840.51	Promise to Pay	Promise to Pay as per our arrangements	R -
34055	RS BARNES	R 138,217.91	Awaiting debtor feedback	Awaiting for the debtor feedback on the account	R -
173375	SW&A Pienaar	R 16,722.66	Promise to Pay	Promise to Pay as per our arrangements	R 5,000.00
115045	Swabkillcran	R 76,809.53	Promise to Pay	Promise to Pay as per our arrangements	R -
30058491	THOMAS NEIL/SHELL CASE 110 PROPRIETARY LTD	R 263,941.61	Promise to Pay	Promise to Pay as per our arrangements	R -
30062968	TORNOSTEP PROPRIETARY LTD	R 53,338.45	Promise to Pay	Promise to Pay as per our arrangements	R 7,500.00
238105	Valley Lakes Trust Trustees	R 40,199.22	Promise to Pay	Promise to Pay as per our arrangements	R -
					R
					362,661.55

SL Recovery attorneys November 2025 Progress Report

Client Reference	Name	Hand Over Amount	Last Paid Amount	Current Balance	Current Status	SMS/EMAIL Notification	Email	Current Comment
34075	PORT FERRY PROPERTIES	499558.36	0.00	499558.36	Promise to pay	Delivered	accounts@vova.co.za	Debtor will settle account
107205	ROCKY MOUNTAIN LODGE cc	436554.69	0.00	436554.69	Email sent	Delivered	info@rockylodge.com	Email sent
173435	KARMICHAEL TRUST	144768.59	1276.90	140934.90	SMS Sent	Delivered	info@karmichaelfarm.co.za	Paying monthly
102215	NEIL RICHARD PRIOR & MICHELE BERE	194609.62	4000.00	188609.62	SMS Sent	Delivered		SMS Final Demand / Adverse Listing
67238	MDUMISENI PETROS SIBIYA	71683.96	2000.00	69683.96	SMS Sent	Delivered	revmpsibiya2@gmail.com	Paying monthly
48121	Russel Glyn Leahy Family Trust	165952.31	17142.37	111455.95	Follow-up SMS	Delivered	russelleahy@icloud.com	Made payment
54322	PRIMEINVEST 1103 CC	353380.24	0.00	353380.24	SMS Sent	Delivered	ikuhn@futurenet.co.za	SMS Final Demand / Adverse Listing
34145	M MBANJIWA	134550.79	10000.00	59550.79	Promise to Pay	Pmt SMS Delivered	mlondiprince4@gmail.com	Up to date with arrangement
		R 2,001,058.56	R 34,419.27	R 1,859,728.51				

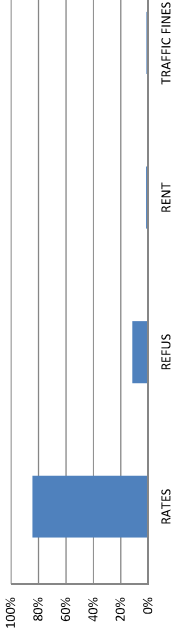




AGE ANALYSIS NOVEMBER 2025

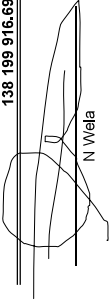
	Current	0-30 Days	30-60 Days	60-90 Days	90-120 Days	Older than 120 Days	Total	Debtor's in %
Debtors Age Analysis by Income Group								
RATES	(94 208.05)	3 651 643.10	2 594 098.39	2 264 810.59	2 154 412.55	107 538 769.99	118 109 526.57	0.85
REFUSE	(854.43)	427 191.78	284 124.89	240 678.25	223 552.85	12 928 052.06	14 102 745.40	0.10
RENT	(97 362.94)	103 472.53	101 612.77	92 712.45	93 629.08	4 014 080.34	4 308 144.23	0.03
TRAFFIC FINES	-	60 350.00	61 700.00	78 400.00	46 200.00	1 410 949.90	1 657 599.90	0.01
SUNDRY						21 900.59	21 900.59	0.00
Total	(192 425.42)	4 242 657.41	3 041 536.05	2 676 601.29	2 517 794.48	125 913 752.88	138 199 916.69	1.00
Debtors Age Analysis by Customer Group								
Business/Agriculture	-	266 451.89	237 225.07	217 935.64	211 948.57	17 830 274.71	18 763 835.88	0.14
Government	-	186 949.16	183 720.57	183 720.57	183 014.53	10 243 628.49	10 980 033.32	0.08
Residential	(192 425.42)	3 790 256.36	2 620 590.41	2 274 945.08	2 122 831.38	97 839 849.68	108 456 047.49	0.78
Total by Customer group	(192 425.42)	4 242 657.41	3 041 536.05	2 676 601.29	2 517 794.48	125 913 752.88	138 199 916.69	1.00

DEBTORS AGE ANALYSIS BY CUSTOMER GROUP



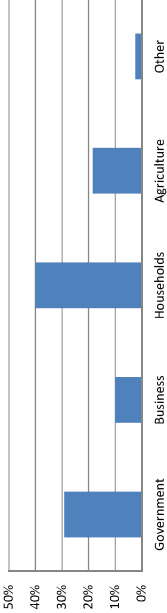
Business/Agriculture	18 763 835.88
Government	10 980 033.32
Residential	108 456 047.49
	138 199 916.69

Approved by

  
N Wela

Date :03/12/2025

DEBTORS AGE ANALYSIS BY INCOME GROUP





Main Street  
Creighton, 3263

P.O Box 62

Creighton 3263

Phone: +27 39 833 1038

Fax: +27 39 833 1179

Email: [mailbox@ndz.gov.za](mailto:mailbox@ndz.gov.za)

[www.ndz.gov.za](http://www.ndz.gov.za)

*A Better Place for All*

31 November 2025

## 5.4: REVENUE ENHANCEMENT STRATEGY



Main Street  
Creighton, 3263

P.O Box 62

Creighton 3263

Phone: +27 39 833 1038

Fax: +27 39 833 1179

Email: [taylorc@ndz.gov.za](mailto:taylorc@ndz.gov.za)

[www.ndz.gov.za](http://www.ndz.gov.za)

## DR NKOSAZANA DLAMINI ZUMA MUNICIPALITY

REVENUE ENHANCEMENT STRATEGY									
No.	FUNCTION	PROBLEM STATEMENT OR CHALLENGE	EXTENT OF THE PROBLEM OR REVENUE LOSS	STRATEGIES	ACTIVITIES OR INTERVENTION	REVENUE IMPACT	BUDGET OR FINANCIAL IMPLICATION	TIMEFRAME	RESPONSIBLE
1	Human Settlements	Lack of development in identified land parcels such as Creighton, Bulwer, Underberg and Himmeville	Loss of revenue from stands or properties	Dispose the available unused municipal residential land not earmarked for any municipal development	Dispose the available unused municipal residential land not earmarked for any municipal development  8 municipal owned residential sites in Creighton were sold in a public auction which was held on the 26 <sup>th</sup> April 2023.	More Revenue to be generated.	To be quantified before finalization of the budget.	30-Jun-26	Manager: Planning and Development
2	Land Use Management	Formalization of invalid areas next to Bulwer Township	Lack of collection of property rates and service charges in the areas	Dispose and transfer those already invaded stands to the house owners.	Subdivide and sale of land already occupied.  The project to formalize the Khenana Area in	Additional property rates and service charges	Costs subdividing	30-Jun-26	Manager: Planning and Development

3	Real Estate	Owners of low cost houses not following municipal process when upgrading/extending their houses	Loss of revenue on upgraded components	Improve property rates revenue generation	<p>Bulwer has commenced and the Final subdivision layout will be developed before the end of 2022/23 FY.</p> <p>Develop 3 different building plans to be used by low cost owners at no fee or lower fee</p> <p>The difficulty in developing standard building plans is that sites have unique characteristics from each other and residents have different preferences. An architect must be appointed for individual site.</p>	Additional property rates and service charges, revenue to be generated due to the increase in the value of the property	Operational Costs	30-Jun-26	Manager: Planning and Development
---	-------------	---	--	---	---	---	-------------------	-----------	-----------------------------------

## REVENUE ENHANCEMENT STRATEGY

No.	FUNCTION	PROBLEM STATEMENT OR CHALLENGE	EXTENT OF THE PROBLEM OR REVENUE LOSS	STRATEGIES	ACTIVITIES OR INTERVENTION	REVENUE IMPACT	BUDGET OR FINANCIAL IMPLICATION	TIMEFRAME	RESPONSIBLE
4	Property rates revenue	Loss of revenue due to properties registered in the name of municipality occupied/ owned by third parties	Properties are registered in the name of the municipality resulting in a possible loss of income	To enhance the property rates revenue generation	Identify and verify all properties registered in the municipality to be transferred to the rightful owners  The municipal property used by the Department of Health for a Clinic has been paid, the property is now being transferred	Additional Property rates	Operational Costs	30 Jun 2026	Manager: Planning and Development

5	Property Development	Illegal occupants on Transnet houses in Donnybrook and unavailability of land in Donnybrook area	<p>1. Unable to develop Donnybrooks since it privately owned.</p> <p>2. The municipality is currently negotiating with Transnet to permit the municipality to acquire 36 houses in Donnybrook. These houses have been vandalized and occupied illegally by individual citizens. The municipality could potentially generate approximately R1.2 million Per annum on rental income.</p>	Facilitate ownership of Transnet land/houses to the municipality	<p>Follow ups with Transnet Asset Division</p> <p>Transnet has requested a new offer as the existing one was done in 2013. Our rates department together with our property valuers are working on a new offer that will be supported by the valuation certificates</p>	Rental Income	Transfer Costs	30 Jun 2026	Office of the Municipal Manager
6	Business Licenses	Businesses operate without business licenses	All businesses at (former) Ingwe operate without business licenses and thus the Municipality must implement a policy for licensing businesses			License fees revenue will improve	Operational Costs	30-June-26	Manager: Planning and Development
7	Land Use	Loss of Revenue on Unused Municipal Agricultural land	Opportunity Costs for all Unused Municipal Land	Identification of all Unused land for potential leasing or partnership	<p>1. Assess and identify all the land belonging to the municipal land</p> <p>2. Partnership with private small farmers or bele cutters etc. for revenue generation</p>	Rental Income to improve	Operational	31-June 2026	Manager: Planning and Development



REVENUE ENHANCEMENT STRATEGY									
No.	FUNCTION	PROBLEM STATEMENT OR CHALLENGE	EXTENT OF THE PROBLEM OR REVENUE LOSS	STRATEGIES	ACTIVITIES OR INTERVENTION	REVENUE IMPACT	BUDGET OR FINANCIAL IMPLICATION	TIMEFRAME	RESPONSIBLE
8	Development and Planning	Lack of precinct development plan for all municipal towns discourages development	1. Town's expansion and Development is not properly guided. 2. Towns growth is discouraged and dejected	Development of municipal town's precincts plans.	All NDZ Towns do have precinct Plans, but some like Underberg and Donnybrook need to be updated.	1. Property Rates and waste income to improve 2. Economic growth of our towns.	Operational	30-Jun-26	Manager: Planning and Development
9	Private Public Partnerships			The Municipality should invite property developers and investors in the jurisdiction of the Municipality to develop productive and economic projects to generate municipal revenue and Increase employment.		An investor by the name of uKhahlamba Poultry Abattoir and Broiler Farms has shown interest in sourcing funding and developing the Poultry Processing Plant within the municipality. There are ongoing engagements to finalize an MOU with the municipality. The municipality has also partnered with SANRAL in order for emerging contractors to receive training and a possibility of receiving	Operational	Ongoing	LED Manager / Planning and Development

							work from the entity.				
10	Real Estate	Government amenities or facilities built on properties owned by the municipality, e.g. Underberg Clinic.	Property rates revenue is not generated from these properties	Improve property rates revenue generation	Transfer the properties to relevant government departments and entities  The municipal property used by the Department of Health for a Clinic has been paid, the property is now being transferred	Additional property rates and service charges, revenue to be generated due to the increase in the value of the property	Operational Costs	30-Jun-26	Office of the Municipal Manager		



REVENUE ENHANCEMENT STRATEGY									
No.	FUNCTION	PROBLEM STATEMENT OR CHALLENGE	EXTENT OF THE PROBLEM OR REVENUE LOSS	STRATEGIES	ACTIVITIES OR INTERVENTION	REVENUE IMPACT	BUDGET OR FINANCIAL IMPLICATION	TIMEFRAME	RESPONSIBLE
11	Economic Development	Lack of Infrastructure support for emerging enterprises	Loss of rental revenue from emerging enterprises	Development of incubation hubs	1. Funding is being sourced and have been received from COGTA to develop trading stalls and sidewalks in Bulwer & EDTEA has also funded an SMME programme referred to as MEI. 2. The municipality has also completed a Business Hive for emerging enterprises in Himeville and allocation will commence soon.	Rental revenue from the incubation hubs/ Vendor Permits	Costs of building incubation hubs	30-Jun-26	Senior Manager: DTPS
12	Real Estate	Non-Payment of taxi permits	Loss of revenue from taxi permits	Levying taxi permits to all taxi owners using serviced Taxi Ranks	1. Engaging all Taxi Associations using Municipal Taxi Ranks 2. Communicating tariffs for using municipal taxi ranks	Additional Taxi Permits revenue to be generated	Operational	31-Dec-25	Community Services Manager
13	Local Economic Development and Tourism	Lack and Failure to Attract potential investors	Investors not aware of potential opportunities available at NDZ	Investors conference	Management to request Office Bearers to lead negotiations of attracting potential investors	Revenue Growth An LED, Tourism & Investment Summit was held in March 2022 and investors were invited and some did attend. There is another session that is planned for February 2023 which will include site visits to towns with	Planning costs	30-June-2026	DTPS Manager

								investors.				
14	Solid Waste Revenue	Solid Waste Revenue not optimized	Some households are not billed for refuse removal, resulting in a loss of revenue from end users	To enhance refuse removal revenue generation	1. Reconcile the billing database, refuse removal register and the property master register  2. Physical verification of all sites where refuse is collected	Additional revenue will be generated	Operational Costs	31-march 2026	DCFO			

REVENUE ENHANCEMENT STRATEGY									
No.	FUNCTION	PROBLEM STATEMENT OR CHALLENGE	EXTENT OF THE PROBLEM OR REVENUE LOSS	STRATEGIES	ACTIVITIES OR INTERVENTION	REVENUE IMPACT	BUDGET OR FINANCIAL IMPLICATION	TIMEFRAME	RESPONSIBLE
15	Financial Management	The cost of rendering services is not in line with the principals of financial management relating to effectiveness, efficiency and value for money	Trading services, refuse removal are not generating trading surpluses, cost incurred cannot be traced to the value chain of rendering services. Support services costs are not allocated to the primary service functions	Implement value chain analysis and cost remodeling strategy	1. Conduct cost remodeling on all primary service delivery functions 2. Develop new tariff structure for refuse 3. Develop new tariff structure for service and sundry charges	Additional revenue	Operational Costs	31-Jan-26	DCFO
16	Commercial/outdoor advertising	The municipality is not charging businesses when they advertising on municipal space	Loss of advertising revenue	1. Communicate outdoor tariffs with affected businesses 2. Enforce outdoor advertising bylaws	So far, the Municipality is collecting from one company that has approved Billboards in Underberg and Bulwer, the Department is in a process of outsourcing this function due to lack of internal capacity			31-Mar-26	DCFO
17	Waste Management	Lack of capacity to estimate private dumpers waste in the Transfer Station	Loss of revenue that could be generated/charged to private dumpers	Procure Resources to estimate private dumpers waste	Acquire Weigh bridge. Gather information of all private dumpers. Establish controls and bill all private dumber	Additional revenue is projected to be generated		28-March-26	Assistant Manager: Public Works and Basic Services
18	Maintenance of Municipal Towns	Investors and Ordinary citizens are discouraged to reside in NDZ	Residents leaving the area because of poor management of towns and Infrastructure	1. Keep out towns clean and safe 2. Improve Infrastructure in Towns	The relevant department should develop a plan to ensure that all towns are kept clean such as grass cutting and landscaping	Revenue protection	Operational Costs	On-going	Manager Public works and Basic Services.

REVENUE ENHANCEMENT STRATEGY									
No.	FUNCTION	PROBLEM STATEMENT OR CHALLENGE	EXTENT OF THE PROBLEM OR REVENUE LOSS	STRATEGIES	ACTIVITIES OR INTERVENTION	REVENUE IMPACT	BUDGET OR FINANCIAL IMPLICATION	TIMEFRAME	RESPONSIBLE
19	Tariffs on refuse collection	Illegal dumping of garden and other refuse	To be determined by study	1. Private dumpers to be charged  2. Illegal dumpers to be fined	1. The department will conduct a study on how to enforce the bylaws for dumping illegally  2. Enforcement of all municipal bylaws	Refuse income to	Operational Costs	31-March 2026	Assistant Manager: Public Works and Basic Services

## REPORT ON FLEET MANAGEMENT FOR MONTH ENDING NOVEMBER 2025

**AUTHOR:** Chief financial officer

(File Ref :) Finance Department

1<sup>st</sup> Level Manco

2<sup>nd</sup> level: FINANCE

3<sup>rd</sup> level: EXCO

4<sup>th</sup> level: COUNCIL

### PURPOSE

To inform the Committees and Council about fleet management of the municipality

### LEGAL/STATUTORY REQUIREMENTS

Municipal Systems Act 32 of 2000, Municipal Fleet Management Policy & MFMA

### BACKGROUND AND REASONING

Fleet management purpose is to oversee and coordinate the operation of a fleet of vehicles, ensuring they are used efficiently, safely and cost effectively.

### FINANCIAL IMPLICATIONS:

Refer to annexures

#### Annexure

- A. Accident information
- B. Cost analysis

### RISKS

- Vehicle abuse, Accidents, Car theft

**MANAGEMENT OF RISKS**

- Trip Authorization forms
- Insurance
- Management Reports
- Trackers Reports

**COMMENTS**

- The report excludes the repairs and maintenance costs
- Total of 8 vehicles that are dormant
- BD37YRZN it is still gone for transmission repairs

**RECOMMENDATIONS**

- That Council and Committees to note this report

ANNEXURE A  
ACCIDENT INFORMATION

NOVEMBER 2025

ACCIDENT TO VEHICLE:						
DATE	VEHICLE	DRIVER EMPLOYMENT NUMBER	REPORTED TO FLEET UNIT YES/NO	REPORTED TO INSURANCE YES/NO	EXTENT OF DAMAGES	CASE STATUS
20 November 2025	BJ 48 XP ZN		YES	YES	FRONT PANELS	CASE TRANSFERRED TO HUMAN RESOURCES DEPARTMENT

[illegible]



BW 23 CK ZN	MAN REFUSE TRUCK	882	6485.60	309.57	-	-	-	-	107.24
BR 17 NV ZN	UD TRUCK TIPPER	-	-	-	-	-	-	-	88.78
BR 17 PN ZN	UD TRUCK WATER TANK	1165	12303.65	571.45	-	-	-	-	119.34
BR 17 NL ZN	UD TRUCK LOWBED	1039	12395.35	583.55	-	-	-	-	113.82
BR 17 XL ZN	CAT GRADER	261 HRS	8845.40	413.85	-	-	-	-	109.87
BR 17 WZ ZN	BOMAG ROLLER	-	-	-	-	-	-	-	88.78
BR 17 HP ZN	UD TRUCK SKIP	2467	17480.20	820.13	-	-	-	-	130.72
BN 35 FH ZN	ISUZU REFUSE TRUCK	1063	18914.35	894.16	-	-	-	-	126.70
BX 69 GM ZN	NEW HOLLAND TRACTOR	56 HRS	4430.66	208.19	-	-	-	-	116.19
BX 69 GK ZN	NEW HOLLAND TRACTOR	55 HRS	3814.50	182.81	-	-	-	-	109.89
BX 76 PN ZN	JCB TLB	651 HRS	7886.23	377.16	-	-	-	-	120.04
CH 75 YW ZN	FUSO TRUCK	-	-	-	-	-	-	-	88.78

### COMMUNITY SERVICES DEPARTMENT

VEHICLES	MAKE & MODEL	DISTANCE/ KM	FUEL COSTS	FUEL IN LITRES	REPAIRS	SERVICE	TYRES	TOLL	OIL	FEES
BD 37 LH ZN	S/C TOYOTA	1947	3879.00	184.83	-	-	-	-	-	109.96
BD 37 RG ZN	S/C ISUZU	3149	8064.73	380.26	-	-	-	-	-	131.48
BD 37 RL ZN	TOYOTA AVANZA	6280	9844.27	475.45	-	-	-	-	-	172.80
BD 37 PY ZN	TOYOTA COROLLA	1516	4300.75	205.98	-	-	-	-	-	127.29
BD 37 WT ZN	D/C NISSAN	2570	4840.11	227.97	-	-	-	-	-	116.65
BD 37 XS ZN	UD TRUCK ANIMAL TRUCK	4016	30996.92	1462.19	-	-	-	-	-	151.39

BD 37 YR ZN	ISUZU FIRE TRUCK	-	-	-	-	-	-	-	-	-	-	88.78
BH 05 JD ZN	D/C ISUZU	5486	10965.08	515.89	-	-	-	-	-	-	65.00	157.26
BJ 48 XP ZN	D/C ISUZU	1920	4915.75	229.22	-	-	-	-	-	-	-	116.73
BJ 48 WK ZN	E/C ISUZU	388	1278.10	59.11	-	-	-	-	-	-	-	101.44
BM 10 SN ZN	S/C ISUZU	3448	5596.26	269.17	-	-	-	-	-	-	-	117.49
BM 10 XK ZN	D/C ISUZU	2557	6785.29	325.45	-	-	-	-	-	-	44.00	158.20
BM 10 NX ZN	D/C ISUZU	9121	5236.71	250.10	-	-	-	-	-	-	44.00	128.38
BR 17 VP ZN	S/C TOYOTA	473	2041.47	98.23	-	-	-	-	-	-	-	102.29
BR 17 MS ZN	S/C ISUZU	1580	2963.90	142.62	-	-	-	-	-	-	-	103.32
BR 17 KG ZN	D/C ISUZU	7169	17976.66	836.16	-	-	-	-	-	636.00	-	227.52
BR 17 LG ZN	D/C ISUZU	1151	3552.92	166.29	-	-	-	-	-	-	-	120.84
BR 17 JS ZN	D/C ISUZU	2309	4923.52	236.27	-	-	-	-	-	-	-	116.74
BR 17 LW ZN	S/C ISUZU	2108	4705.78	222.20	-	-	-	-	-	-	-	110.88
BS 48 MX ZN	D/C ISUZU	4213	10380.79	494.10	-	-	-	-	-	-	-	156.54
BT 82 KK ZN	D/C ISUZU	1711	3642.20	173.24	-	-	-	-	-	-	-	109.69
CK 07 TW ZN	D/C ISUZU	1678	3455.50	162.12	-	-	-	-	-	16.00	-	115.12
CK 07 PP ZN	D/C ISUZU	4807	10843.39	515.82	-	-	-	-	-	64.00	-	168.36
CK 07 GG ZN	D/C ISUZU	3759	7793.61	364.43	-	-	-	-	-	222.00	-	182.00
CK 07 KW ZN	D/C ISUZU	2636	6005.92	285.74	-	-	-	-	-	32.00	-	134.84
CK 07 XP ZN	D/C ISUZU	4844	11159.48	523.98	-	-	-	-	-	-	-	151.78
CS 88 VC ZN	UD TRUCK LIBRARY TRUCK	-	-	-	-	-	-	-	-	29.00	-	94.43

### CORPORATE SERVICES DEPARTMENT

VEHICLES	MAKE & MODEL	DISTANCE/ KM	FUEL COSTS	FUEL IN LITRES	REPAIRS	SERVICE	TYRES	TOLL	OIL	FEES
BD 37 RY ZN	S/C ISUZU	1457	3062.81	145.68	-	-	-	-	-	103.43
BK 43 GX ZN	D/C TOYOTA	3522	7348.00	345.97	-	-	-	32.00	-	136.34
BR 17 WG ZN	TOYOTA COROLLA	2762	4878.11	236.04	-	-	-	-	-	127.93

**EXECUTIVE AND COUNCIL**

VEHICLES	MAKE & MODEL	DISTANCE/ KM	FUEL COSTS	FUEL IN LITRES	REPAIRS	SERVICE	TYRES	TOLL	OIL	FEES
BH 05 JT ZN	D/C ISUZU	3859	8546.29	402.95	-	-	-	48.00	-	154.55
BJ 48 WV ZN	VW BUS	6454	16582.55	784.98	-	-	-	148.00	98.00	203.06

**BUDGET AND TREASURY OFFICE**

VEHICLES	MAKE & MODEL	DISTANCE/ KM	FUEL COSTS	FUEL IN LITRES	REPAIRS	SERVICE	TYRES	TOLL	OIL	FEES
BD 37 MZ ZN	TOYOTA AVANZA	2517	4174.11	201.82	-	-	-	-	65.00	132.84
BH 05 HC ZN	D/C ISUZU	4376	9797.25	460.61	-	-	-	-	126.00	150.41
BW 21 YC ZN	TOYOTA QUANTUM	5518	13998.27	655.35	-	-	-	64.00	-	188.74
BN 35 DV ZN	UD TRUCK ROLLBACK	1502	11894.52	556.33	-	-	-	70.00	-	124.58

**PLANNING AND DEVELOPMENT SERVICES**

VEHICLES	MAKE & MODEL	DISTANC E/KM	FUEL COSTS	FUEL IN LITRES	REPAIRS	SERVICE	TYRES	TOLL	OIL	FEES
BR 17 RB ZN	D/C NISSAN	1771	3763.60	174.28	-	-	-	48.00	-	126.74
BX 69 GN ZN	S/C NISSAN	2170	3544.17	170.78	-	-	-	32.00	130.00	126.63
BW 21 YN ZN	D/C ISUZU	3872	7631.04	352.98	-	-	-	16.00	-	136.63
BD 37 WM ZN	D/C NISSAN	2221	4955.23	232.38	-	-	-	-	-	116.78
BK 43 HS ZN	D/C TOYOTA	628	1265.30	58.77	-	-	-	-	-	95.81
BK 43 KN ZN	S/C ISUZU	1301	2631.40	122.78	-	-	-	16.00	-	108.59
BM 10 VF ZN	D/C ISUZU	3480	6693.75	315.02	-	-	-	16.00	130.00	135.73

POOL

VEHICLES	MAKE & MODEL	DISTANC E/KM	FUEL COSTS	FUEL IN LITRES	REPAIRS	SERVICE	TYRES	TOLL	OIL	FEES
BW 21 YZ ZN	TOYOTA FORTUNER	3808	9914.50	470.33	-	-	-	64.00	100.00	78.66
TOTAL		175846KM & 1705HRS	543,012.13					1,553.00	802.00	9,547.39

## **REPORT ON SUPPLY CHAIN MANAGEMENT FOR THE MONTH ENDED 30 NOVEMBER 2025-DR NKOSAZANA DLAMINI ZUMA MUNICIPALITY**

**AUTHOR: CHIEF FINANCE OFFICER (File Ref: Budget and Treasury Office)**

1<sup>st</sup> Level : MANCO  
2<sup>nd</sup> Level : Finance Committee  
3<sup>rd</sup> Level : EXCO  
4<sup>th</sup> Level : Council

### **PURPOSE**

To present the Implementation of the Supply chain management policy to the Committee and Council on purchases made by the municipality for the month ended 30 September 2024.

### **BACK GROUND**

The Municipal Finance Management Act No 56, 2003 Chapter 11, the municipal supply chain management Regulation, as published in the Government Gazette on 30 May 2005 and the Supply Chain Management Policy as adopted by Council state that a report must be submitted within ten (10) working days of the end of each month to committees and council, in order to create a transparent image to all processes in the Supply Chain Management Division.

### **LEGISLATIVE FRAMEWORK**

- Constitution of Republic of South Africa, Act No 108 of 1996
- Municipal Finance Management Act, No 56 of 2003 Section 71
- Board Based Black Economic Empowerment Amended Act, 2013 (Act Non.46 of 2013)
- PPPFA Regulations 2000
- Supply Chain Management policy

### **RANGE OF PROCUMENT**

- Direct purchase, up to the transaction value of R 2000,00
- formal written price quotations for procurements of a transaction value above R2 000.00 up to R300 000 (VAT included);
- formal written price quotations for procurements of a transaction value above R30 000.01 up to R300 000 (VAT included);
- Competitive bidding procurements above a transaction value of R300 000,01 (VAT included)

## STAFF IMPLICATIONS

- There is no staff implication

## BID COMMITTEE SITTINGS

Bid Specification Committee	: 2
Bid Evaluation Committee	: 4
Bid Adjudication Committee	: 3

**Note:** The bid committees are expected to sit at least 4 times a month as per SCM calendar.

## FINANCIAL IMPLICATION / EXPENDITURE

○ DEVIATIONS	: R 42 200,00
○ IRREGULAR EXPENDITURE	: R 0.00
○ FRUITLESS AND WASTEFUL EXPENDITURE	: R 0.00
○ UNAUTHORISED EXPENDITURE	: R 0.00
○ ORDERS BELOW R 30 000,00 (ONCEOFF)	: R 104 876,33
○ ORDERS FOR CONTRACTED SERVICES	: R 182 315,46
○ AWARDS BETWEEN R 30 000.01 – 300 000,00	: R 229 200,00
○ AWARDS MORE THAN R 300 000.01	: R 805 000,00
○ FUEL ORDERS	: R 3 300,00
○ FUNERAL	: R 0
○ TRANSVERSAL CONTRACT	: R 0
○ PANELS/ CONTRACTED	: R 276 264,36

## ANNEXURES

- Annexure “A” – Deviation and Unauthorised, Fruitless and wasteful expenditure
- Annexure “B” – Orders below R 30 000,00 (once off)
- Annexure “C” – Orders for contracted services
- Annexure “D” – Between R 30 000,01 – R 300 000,00
- Annexure “E” – Awards more than R 300 000, 01
- Annexure “F” – Fuel orders
- Annexure “G” – Funeral orders
- Annexure “H” – Transversal Contract
- Annexure “I” - Panel

## RECOMMENDATIONS

That Committee and Council note this report

<b>SUMMARY OF ORDERS FOR THE PERIOD OF 30 NOVEMBER 2025 (see Annexure A)</b>		
<b>DESCRIPTION</b>	<b>RANGE</b>	<b>AMOUNT</b>
Direct Purchase belowe	R0.01-R2000	R -
Written formal quotation	R 2 000,00 - R 30 000,00	R 104,876.33
<b>TOTAL ONCEOFF ORDERS</b>		<b>R 104,876.33</b>
Deviations		R 42,200.00
Irregular Expenditure		R -
Fruitless and wasteful expenditure		R -
Unauthorised expenditure		R -
Contracted Services	Contracted	R 182,315.46
Quotation	R 30 000,01-R 300 000,00	R 229,200.00
Bids	Above R300 000,01	R 805,000.00
Petrol Orders		R 3,300.00
Funeral Assistance Orders		R -
Transversal Contract		R -
Panel service providers	panel	R 276,264.36
<b>TOTAL ORDERS</b>		<b>R 1,643,156.15</b>

## DEVIATION FOR THE MONTH ENDED- 30 NOVEMBER 2025 (ANNEXURE A)

DATE	ORDER NO.	COMPANY NAME	AMOUNT	DESCRIPTION OF SERVICE	REASON
19/11/2025	9631	Bulwer and Donnybrookj Taxi association	R16,000.00	4 x 15 seater taxi Transport community members ward 13,9,and 7 attaending 16 days of activism at St Charls on the 28th November 2025	Impractical to follow the SCM process -Municipality has two taxi association Donnybrook and Bulwer
12/11/2025	9628	Underberg and Himeville Taxi Association	R6,200.00	1 x 22 seater transport from ward 06 to Ixopo attending disability Games selection on the 13th November 2025	Impractical to follow the SCM process -Municipality has two taxi association Underberg and Himeville
14/11/2025	9934	Bulwer and Doonnybrook taxi association	R6,000.00	1 X 22 SEATER TRANSPORT for umbimbi lwamabutho programme to Msunduzi Municipality on the 15th November 2025	Impractical to follow the SCM process -Municipality has two taxi association Donnybrook and Bulwer
18/11/2025	9630	Bulwer and Donnybrook Taxi Association	R14,000.00	2 x 22 and 3 x15 seater transporting disabled community members to Junction Hall on the 20th November 2025	Impractical to follow the SCM process -Municipality has two taxi association Donnybrook and Bulwer
<b>TOTAL ORDERS</b>			<b>R42,200.00</b>		



IRREGULAR EXPENDITURE FOR THE MONTH ENDED- 30 NOVEMBER 2025 (ANNEXURE B)					
DATE	ORDER NO	COMPANY NAME	AMOUNT	DESCRIPTION OF SERVICE	REASON
TOTAL ORDERS			R0.00		

FRUITLESS AND WASTEFUL EXPENDITURE FOR THE MONTH ENDED- 30 NOVEMBER 2025					
DATE	ORDER NO	COMPANY NAME	AMOUNT	DESCRIPTION OF SERVICE	REASON
			R0.00		

UNAUTHORISED EXPENDITURE FOR THE MONTH ENDED- 30 NOVEMBER 2025 (ANNEXURE G )					
DATE	ORDER NO.	COMPANY NAME	AMOUNT	DESCRIPTION OF SERVICE	REASON
			R0.00		

MINOR BREACHES					
DATE	ORDER NO.	COMPANY NAME	AMOUNT	DESCRIPTION OF SERVICE	REASON
			R0.00		

TRANSVERSAL ORDERS FOR 30 NOVEMBER 2025 ( Annexure A)			
ORDER NO.	COMPANY NAME	SERVICE	AMOUNT
TOTAL ORDERS			R0.00

[illegible]

PETROL ORDERS FOR PERIOD OF 30 NOVEMBER 2025			
ORDER NUMBERS	COMPANY NAME	DESCRIPTION OF SERVICES RENDERED	AMOUNT
000000900004452	FLEETSIDE TRADING	Requisition for Petrol to be utilized by the fire emergency services.	R 1,650.00
000000900004451	FLEETSIDE TRADING	Requisition for the provision of petrol for fire emergency services.	R 1,650.00
Total			R3,300.00

DIRECT PURCHASE BETWEEN R0.01-R2000 FOR THE MONTH OF 30 NOVEMBER 2025			
ORDER NUMBER	COMPANY NAME	DESCRIPTION OF SERVICE/GOODS	AMOUNT
TOTAL ORDERS			R -

WRITTEN QUOTATIONS BETWEEN R2000,01 TO R30 000,00 FOR 30 NOVEMBER 2025 (Annexuer B)			
Order Numbers	Company Name	DESCRIPTION OF SERVICE RENDERED	AMOUNT
000000900004422	KEYBULLET TRADING	Request for the Supply and Delivery for finger lunch for 60 people consisting of:3 Ribs and Chicken Platters 3 Hot Platters 6 Sandwich platters 10 X 6 pack water (500ml) bottles 10 X 6 pack of Soft drinks	R 9,999.00
000000900004441	NTATHAKUSA ADMIN SOLUTIONS	Request for lunch for 170 ward committees for ward committee meeting on the 27.11.25 at 08:00 at Bulwer Hall	R 22,900.00
000000900004415	KEYBULLET TRADING	Request for tea and lunch for HGDM public participation meeting that will be held on the 18.11.25 at 09-16:00. Please provide scones, muffins, sandwiches, tea, coffee and for lunch; steam	R 5,000.00
000000900004479	WOSIYA PROJECT TAR	Request of Lunch packs for AIDS Day on the 02 Dec 2025 at Zidweni Hall -Ward 04 2 pieces of chicken rolls 100% juice & soft drinks	R 29,900.00
000000900004480	MAKHAMAHLE TRADING	Request of fruits for World AIDS day on the 02 Dec 2025 at Zidweni Hall - ward 04 banana boxes x 7 Apple Boxes x 7 water bottled 24x10	R 8,130.00
000000900004473	AMAJUJU TRADING AND ENTERPRISE	Request of 100 lunch packs for handover of security and driver licences beneficiaries on the 25 November 2025 2 pieces of chicken 2 rolls Juice /soft drinks	R 16,300.00
000000900004448	SOMBIZI HOLDINGS	Request for a newspaper notice publication for the 2025/2026 GENERAL VALUATION AND PREPARATION OF THE VALUATION ROLL.	R 8,457.33
000000900004475	TM AND Z TRADING AND PROJECTS	This memo serves to request platters for the SMMEs & Co-Operatives profiling project. The project will take more than 05 hours:Date: 27 November 2025Time: 09h00 am &ndash; 16h00 pm Venue: Ward 05, 06, 07, 08	R 4,190.00
<b>TOTAL ORDERS</b>			<b>R 104,876.33</b>

FORMAL WRITTEN QUOTATIONS BETWEEN R30 000,01 - R 300 000,00 FOR 30 NOVEMBER 2025		
Company Name	DESCRIPTION OF SERVICE RENDERED	AMOUNT
Shibilika Trading	Supply and Delivery of Nylon	R21,300.00
Nduna Trading	Supply and Delivery of sport equipment for training camp	R 207,900.00
<b>TOTAL</b>		<b><u>R229,200.00</u></b>

FORMAL WRITTEN QUOTATIONS FOR PANELS (CONTRACTS) FOR THE MONTH OF 30 NOVEMBER 2025			
Order Numbers	Company Name	DESCRIPTION OF SERVICE RENDERED	AMOUNT
000000900004384	BAITHAUPI EXECUTIVE TRAVEL	Request for accommodation for Mr S Chiliza & Mr S Mkhize escorting the MM to attend National Members Assembly in Durban. Check in: 25.11.25, Check out: 27.11.25. Please provide dinner, bed, breakfast & parking	R 5,480.00
000000900004437	BAITHAUPI EXECUTIVE TRAVEL	request accommodation for Cllr SS Phoswa and bodyguards attending NMA in durban	R 27,030.00
900004365	BAITHAUPI EXECUTIVE TRAVEL	NOKUPHIWA THUSINI AND MR THABO DLAMINI ATTENDING REGISTRY MANAGEMENT COURSE IN PIETERMERITZBURG ON 04TH, 05TH, 06TH AND 07 NOVEMBER 2025	R 5,700.00
000000900004478	BAITHAUPI EXECUTIVE TRAVEL	Request for flight for Mr NC Vezi attending ILGM Conference in Mogale City -Gauteng. Departure at 15:00 on the 12.11.25, Return: 18:00 on the 14.11.25	R 6,408.06
000000900004391	BAITHAUPI EXECUTIVE TRAVEL	Request for car hire for Mr NC Vezi attending ILGM Conference in Mogale City-Gauteng on the 12.11.25 to the 14.11.25	R 4,865.65
000000900004392	BAITHAUPI EXECUTIVE TRAVEL	Request for car hire for Mr NC Vezi attending ILGM Conference in Mogale City-Gauteng on the 12.11.25 to the 14.11.25	R 4,865.65
000000900004392	BAITHAUPI EXECUTIVE TRAVEL	REQUEST ACCOMMODATION FOR MAYOR PS MSOMI AND GUARDS ATTENDING NMA IN DURBAN	R 8,780.00
000000900004411	BAITHAUPI EXECUTIVE TRAVEL	Request accommodation for Mayor PS Msomi and bodyguards Bhekinkosi Ndimande and Charles Ngubane	R 5,130.00
000000900004453	BAITHAUPI EXECUTIVE TRAVEL	request accommodation for Mayor PS Msomi and body guards attending SCM Symposium in Durban	R 9,110.00
000000900004419	BAITHAUPI EXECUTIVE TRAVEL	Accommodation for 5 Finance Management Interns, and Accountant Budget and Reporting attending Development Facilitators Forum and Internship Programme (MFMP) in Pietermaritzburg from 18-19 November 2025	R 7,650.00
000000900004450	BAITHAUPI EXECUTIVE TRAVEL	requisition for shuttle services to be procured for Ms. GK Mchunu attending the ILGM Conference in Gauteng. NB: Airport pickup to the hotel, and the following days, pick up from the hotel to the venue, and on the last day from the venue through to the airport.	R 4,250.00
000000900004456	BAITHAUPI EXECUTIVE TRAVEL	Requisition for the provision of accommodation for Ms GK Mchunu attending the ILGM Conference in Gauteng scheduled as follows: Check-In: 12/11/25 Check-Out: 14/11/25.NB: Include Bed, Breakfast and Dinner.	R 2,590.00
000000900004443	BAITHAUPI EXECUTIVE TRAVEL	REQUEST ACCOMMODATION FOR MAYOR PS MSOMI AND BODYGUARDS ATTENDING STAKEHOLDER ENGAGEMENT IN PRETORIA	R 4,790.00
000000900004460	BAITHAUPI EXECUTIVE TRAVEL	Request accommodation for Ms Lindie Zuma attending Provincial Disability Games from the 26 Nov - 28 Nov 2025. Check in 26 Nov Check out 28 Nov 2025 Dinner, bed & breakfast, Parking	R 3,700.00
000000900004461	BAITHAUPI EXECUTIVE TRAVEL	Request accommodation for Mr Wandile Mbanjwa attending Mainstreaming of vulnerable groups implementation of GBV Programmes Check in 26 Nov Check out 27 Nov 2025 Dinner, bed & breakfast, Parking	R 1,965.00
000000900004471	BAITHAUPI EXECUTIVE TRAVEL	Request of accommodation for Ms Lindie Zuma attending Provincial Disability Parliament on the 02- 04 December 2025 at Mandeni local under Ilembe District Check in: 02 Dec 2025 Check out:04 Dec 2025 Dinner, bed & breakfast and Parking	R 4,122.00
000000900004470	REAL TRAVEL	Request for accommodation for Mr T Majola attending BEC Meeting Check-in: 24 November 2025 Check-out: 28 November 2025 Venue: Sani pass Hotel &bull;Breakfast and Dinner &bull; Parking	R 7,780.00
000000900004469	REAL TRAVEL	Request accommodation for NP Basi and SL Ndelu attending evaluation committee meeting check in: 24-28 November 2025. Dinner,bed,breakfast and parking	R 15,560.00
000000900004472	REAL TRAVEL	Taylor and Miss K Mbhele attending Bid Evaluation Committee meeting in Underberg Check in : 24/11/2025 Check out: 28/11/2025 Kindly provide: Bed, breakfast, dinner and parking.	R 31,120.00
9579	Shemuntu and Sons	Septic tank service provider , Donnybrook,Bulwer library,Bulwer public toilets, Bulwer CSC, Bulwer Taxi Rank , Jabulani Comm Hall, Himeville pound, Himeville Licencing,	R 115,368.00
		<b>TOTAL</b>	<b>R 276,264.36</b>



WRITTEN QUOTATIONS FOR CONTRACTED SERVICES BETWEEN FOR 30 NOVEMBER 2025			
Order Numbers		DESCRIPTION OF SERVICES RENDERED	AMOUNT
4448	Sombizi Holdings	Public Notice for the General Valuation	R 8,457.33
9580	Sombizi Holdings	Advert for general evaluation roll for implementation 1 july 2027 and updating of valuation rolls	R 18,847.76
9581	Sombizi Holdings	Advert for debtors,Actuarial valuation and other projects	R 24,576.01
4412	Sombizi Holdings	Advert for in the national ,provincial newspaper : Senior Manager town planning	R 130,434.36
<b>Totals</b>			<b>R 182,315.46</b>

## 9.1 BID ABOVE 300 000,00 AWARDED IN THE PERIOD OF 30 NOVEMBER 2025

COMPANY NAME	SERVICES RENDERED	AMOUNT	PROCUREMENT PLAN
MSTS Holdings (Pty) Ltd	Panel for Supply,delivery and Installation of lighting conductors for period of three years	Rate base	yes
Sinohydro Consultants ( Pty) Ltd	Panel of Environmental specialist to develop environmental studies for a period of three years	Rate base	yes
Mathutha Trading	Supply,delivery and installation of parkhome for underberg fire station	R805,000.00	Yes
LEA Construction	Panel for Supply,delivery and Installation of lighting conductors for period of three years	Rate base	Yes
Simadric Construction amd projects	Panel for Supply,delivery and Installation of lighting conductors for period of three years	Rate base	Yes
<b>TOTAL</b>		<b>R805,000.00</b>	

NOVEMBER PROGRESS ON PROCUREMENT PLAN FOR 2025/2026 FINANCIAL YEAR											
Name of Municipality		Dr Nkosazana Dlamini Zuma Local Municipality Mr NC Veezi									
Municipal Manager	Head of Department	Signature	Description of goods / services / Infrastructure project								
Signature		Signature									
Signature		Signature									
Signature		Signature									
Signature		Signature									
Signature		Signature									
Signature		Signature									
Signature		Signature									
Signature		Signature									
Signature		Signature									
Signature		Signature									
Signature		Signature									
Signature		Signature									
Signature		Signature									
Signature		Signature									
Signature		Signature									
Signature		Signature									
Signature		Signature									
Signature		Signature									
Signature		Signature									
Signature		Signature									
Signature		Signature									
Signature		Signature									
Signature		Signature									
Signature		Signature									
Signature		Signature									
Signature		Signature									
Signature		Signature									
Signature		Signature									
Signature		Signature									
Signature		Signature									
Signature		Signature									
Signature		Signature									
Signature		Signature									
Signature		Signature									
Signature		Signature									
Signature		Signature									
Signature		Signature									
Signature		Signature									
Signature		Signature									
Signature		Signature									
Signature		Signature									
Signature		Signature									
Signature		Signature									
Signature		Signature									
Signature		Signature									
Signature		Signature									
Signature		Signature									
Signature		Signature									
Signature		Signature									
Signature		Signature									
Signature		Signature									
Signature		Signature									
Signature		Signature									
Signature		Signature									
Signature		Signature									
Signature		Signature									
Signature		Signature									
Signature		Signature									
Signature		Signature									
Signature		Signature									
Signature		Signature									
Signature		Signature									
Signature		Signature									
Signature		Signature									
Signature		Signature									
Signature		Signature									
Signature		Signature									
Signature		Signature									
Signature		Signature									
Signature		Signature									
Signature		Signature									
Signature		Signature									
Signature		Signature									
Signature		Signature									
Signature		Signature									
Signature		Signature									
Signature		Signature									
Signature		Signature									
Signature		Signature									
Signature		Signature									
Signature		Signature									
Signature		Signature									
Signature		Signature									
Signature		Signature									
Signature		Signature									
Signature		Signature									
Signature											

	Europolitan Creeche Ward 11	R 5 008 607	Monday, 31 March 2025	Mr SV Chude	Tender	Monday, 07 April 2025	Friday, 11 April 2025	Monday, 19 May 2025	Friday, 13 June 2025	Tuesday, 06 May 2025	AWARDED
	Phosane Hall Ward 12	R 7 538 733	Monday, 31 March 2025	Mr PL Bkase	Tender	Monday, 07 April 2025	Friday, 11 April 2025	Monday, 12 May 2025	Friday, 13 June 2025	Tuesday, 06 May 2025	AWARDED
	Clan Mase Community Hall	R 5 487 073	Monday, 31 March 2025	Mr SS Ndlovu	Tender	Monday, 07 April 2025	Friday, 11 April 2025	Monday, 12 May 2025	Friday, 13 June 2025	Tuesday, 06 May 2025	AWARDED
	Crington Artificial Sportfields Phase 3	R 6 000 000	Monday, 31 March 2025	Mr SS Ndlovu	Tender	Monday, 09 June 2025	Friday, 11 April 2025	Monday, 12 May 2025	Wednesday, 13 August 2025	Wednesday, 30 July 2025	AWARDED
	Construction of Jackson Street	R 7 735 329	Monday, 30 June 2025	Mr SV Chude	Tender	Monday, 07 July 2025	Friday, 11 April 2025	Monday, 12 May 2025	Wednesday, 13 August 2025	Friday, 13 June 2025	AWARDED
	Construction of Jackson Street Causeway ward 10	R 1 397 035	Monday, 30 June 2025	Mr SV Chude	Tender	Monday, 07 July 2025	Friday, 11 April 2025	Monday, 12 May 2025	Wednesday, 13 August 2025	Friday, 13 June 2025	AWARDED
	Construction of Pedestrian Bridge Ward 10	R 1 397 035	Wednesday, 30 July 2025	Mr PL Bkase	Tender	Monday, 11 August 2025	Friday, 22 August 2025	Monday, 22 September 2025	Monday, 27 October 2025	Wednesday, 30 July 2025	BID ADJUDICATION COMMITTEE
	Construction of Half Mt Right Pedestrian Bridge Ward 12	R 1 397 035	Wednesday, 30 July 2025	Mr SV Chude	Tender	Monday, 07 July 2025	Friday, 22 August 2025	Monday, 22 September 2025	Monday, 27 October 2025	Monday, 27 October 2025	BID ADJUDICATION COMMITTEE
	Construction of NivasaRobo Pedestrian Bridge Ward 1	R 1 397 035	Wednesday, 30 July 2025	Mr SV Chude	Tender	Monday, 07 July 2025	Friday, 22 August 2025	Monday, 22 September 2025	Monday, 27 October 2025	Monday, 27 October 2025	BID ADJUDICATION COMMITTEE
	Himajila Ward 1 Phase 3 (Extension of Thomas)	R 300 000	Wednesday, 30 July 2025	Mr PL Bkase	Quotation	Monday, 11 August 2025	Friday, 15 August 2025	Monday, 22 September 2025	Monday, 27 October 2025	Tuesday, 12 August 2025	BID ADJUDICATION COMMITTEE
	Jama Concrete Road Ward 14(DESIGNS)	R 300 000	Thursday, 31 July 2025	Mr SV Chude	Quotation	Monday, 11 August 2025	Friday, 15 August 2025	Monday, 22 September 2025	Monday, 27 October 2025	Tuesday, 12 August 2025	TO RESEND RFQ's
	Magoso Concrete Road Ward 08(DESIGNS)	R 220 000	Thursday, 31 July 2025	Mr SV Chude	Quotation	Monday, 11 August 2025	Friday, 15 August 2025	Monday, 22 September 2025	Monday, 27 October 2025	Tuesday, 12 August 2025	TO RESEND RFQ's
	<b>Procurement of Plant and Equipment</b>	<b>R 200 000</b>									
	15x Bushcutters	R 200 000	Friday, 17 October 2025	Mr B Dlamini& Mrs C. Rove	Tender	Monday, 20 October 2025	Friday, 24 October 2025	Monday, 08 December 2025	Monday, 09 February 2026	Monday, 02 June 2025	PANEL IN PLACE PANELS TO SIT AND REVISED SPECIFICATION FOR CONTRACT
	<b>Procurement of Transport assets</b>	<b>R 1 600 000</b>									
	3x Double Cabs	R 1 600 000	Friday, 30 May 2025	Mrs J Radabe	Transversal	Monday, 09 June 2025	Friday, 11 April 2025	N/A	Monday, 12 May 2025	Thursday, 22 May 2025	SOURCING
	Procurement of Computer Equipment	R 150 000	Monday, 30 June 2025	Miss N Mbatiywa	Quotations	Monday, 07 July 2025	Friday, 11 July 2025	Thursday, 24 August 2025	Tuesday, 05 August 2025	Friday, 21/07/2025	AWARDED
	Bulwer CBD Infrastructure Upgrade - Informal Traders Infrastructure	R 4 000 000	Tuesday, 06 May 2025	Mr S Chude	Tender	Tuesday, 08 May 2025	Friday, 09 May 2025	Monday, 09 June 2025	Thursday, 31 July 2025	Tuesday, 08 May 2025	AWARDED
	Refurbishing Pedestrian Bridge	R 2 151 112	Friday, 30 May 2025	Mr SS Ndlovu	Tender	Monday, 09 June 2025	Friday, 11 April 2025	Monday, 12 May 2025	Friday, 23 July 2025	Friday, 13 June 2025	BID EVALUATION COMMITTEE
	Storm Water Pipes and Cables	R 400 000	Friday, 13 June 2025	Miss P Mlilga	Tender	Monday, 07 July 2025	Friday, 11 July 2025	Monday, 04 August 2025	Monday, 18 August 2025	Tuesday, 09 September 2025	BID EVALUATION COMMITTEE
	Bus Shelters	R 580 000	Monday, 30 June 2025	Mr. LP Bkase	Tender	Monday, 07 July 2025	Friday, 11 April 2025	Monday, 12 May 2025	Monday, 19 May 2025	Friday, 25 July 2025	BID EVALUATION COMMITTEE
	Concrete bins	R 100 000	Friday, 30 May 2025	Miss L Ndlovu	Quotations	Monday, 09 June 2025	Friday, 16 May 2025	Monday, 02 June 2025	N/A	Monday, 30 June 2025	BID EVALUATION COMMITTEE
	Construction of Storm Water	R 800 000	Friday, 30 May 2025	Miss P Mlilga	Tender	Monday, 09 June 2025	Friday, 11 April 2025	Monday, 12 May 2025	Monday, 19 May 2025	Friday, 25 July 2025	BID EVALUATION COMMITTEE
	Kilunju Floodlights	R 300 000	Friday, 30 May 2025	Mr S Nshiza	Tender	Monday, 09 June 2025	Friday, 11 April 2025	Monday, 12 May 2025	Monday, 19 May 2025	Friday, 25 July 2025	BID ADJUDICATION COMMITTEE
	Fencing of Dombrook public toilet	R 80 000	Friday, 30 May 2025	Mrs N. Basi	Quotations	Monday, 09 June 2025	Friday, 16 May 2025	Monday, 12 May 2025	Monday, 19 May 2025	Friday, 25 July 2025	AWARDED
	Removal of Gravel Roads	R 2 800 000	Thursday, 31 July 2025	ChudeBkase&Ndlovu	Panel	Monday, 11 August 2025	Friday, 16 May 2025	Monday, 08 September 2025	Monday, 02 October 2025	Friday, 06 June 2025	AWARDED
	Maintenance of Street Lights	R 500 000	Monday, 07 July 2025	Mr S Nshiza	Panel	Monday, 11 August 2025	Friday, 22 August 2025	Monday, 06 October 2025	Monday, 03 November 2025	Monday, 07 July 2025	AWARDED
	Repairs and Maintenance - Roads	R 6 500 000	Friday, 30 May 2025	Miss P Mlilga& Mr SS Ndlovu	Panel	Monday, 11 August 2025	Friday, 22 August 2025	Monday, 06 October 2025	Monday, 03 November 2025	Monday, 07 July 2025	AWARDED
	Maintenance and calibration of weigh bridge	R 100 000	Monday, 30 June 2025	Miss L Ndlovu	Quotations	Monday, 09 June 2025	Friday, 13 June 2025	Monday, 30 June 2025	Monday, 28 May 2025	Monday, 28 May 2025	AWARDED
	Cleaning and Grass Cutting Services	R 200 000	Monday, 30 June 2025	Miss C Rowe	Quotations	Monday, 07 July 2025	Friday, 11 July 2025	Wednesday, 13 August 2025	Friday, 22 August 2025	Friday, 04 July 2025	RE-ADVERTISED
	Integrated Transport Plan	R 250 000	17th October 2025	Mr SV Chude	Panel	Monday, 20 October 2025	Friday, 24 October 2025	Tuesday, 11 November 2025	Friday, 05 December 2025	Monday, 11 November 2025	NO REQUEST
	Roads and Stormwater Management Plan	R 250 000	Thursday, 31 July 2025	Mr SV Chude	Panel	Monday, 11 August 2025	Friday, 22 August 2025	Tuesday, 16 September 2025	Monday, 29 September 2025	Monday, 11 August 2025	BID ADJUDICATION COMMITTEE
	Electrification Master Plan	R 250 000	Thursday, 31 July 2025	Mr S Nshiza	Panel	Monday, 11 August 2025	Friday, 22 August 2025	Tuesday, 16 September 2025	Monday, 29 September 2025	Thursday, 11 September 2025	AWARDED
	General maintenance of the sewerage infrastructure (SIP&IDA SYSTEM)	R 100 000	Friday, 30 May 2025	Miss C Rowe	Panel	Tuesday, 12 August 2025	Friday, 15 August 2025	Tuesday, 16 September 2025	Monday, 29 September 2025	Monday, 07 July 2025	TO RESEND RFQ
	Materials and Supplies (Wheelbarrows, tools etc. Handyman maintenance)	R 530 000	Friday, 30 May 2025	Miss C Rowe	Quotations	Monday, 14 July 2025	Friday, 15 August 2025	Tuesday, 16 September 2025	Monday, 29 September 2025	Monday, 27 July 2025	AWARDED
	Signage	R 70 000	Thursday, 31 July 2025	Mr LP Bkase	Quotations	Monday, 14 July 2025	Friday, 22 August 2025	Tuesday, 23 August 2025	Monday, 29 September 2025	Monday, 28 May 2025	AWARDED
	Uniform and Protective Clothing	R 1 200 000	Friday, 30 May 2025	Miss C Rowe	Tender	Monday, 23 June 2025	Friday, 15 August 2025	Wednesday, 03 September 2025	Friday, 26 September 2025	Monday, 07 July 2025	NOT SUBMITTED
	uniform and Protective Clothing (EPWP)	R 100 000	Friday, 30 May 2025	Miss C Rowe	Tender	Monday, 23 June 2025	N/A	N/A	Monday, 02 June 2025	Monday, 07 July 2025	ADVERTISED
	EPWP Training	R 123 000	Friday, 30 May 2025	Mr S Nzmande	Quotations	Monday, 23 June 2025	Friday, 16 May 2025	Monday, 02 June 2025	Friday, 08 August 2025	Monday, 07 July 2025	SUBMITTED TO CORPORATE SERVICES
	Air Pollution- waste disposal sites Audits	R 500 000	Wednesday, 02 July 2025	Miss L. Ndlovu	Panel	Monday, 23 June 2025	Friday, 16 May 2025	Monday, 02 June 2025	Friday, 08 August 2025	Thursday, 24 April 2025	AWARDED
	<b>OTPS</b>										
	<b>Review of the Bulwer Precinct Plan</b>	<b>R 300 000.00</b>	Friday, 30 May 2025	Majda Mhilele	Panel	Monday, 30 June 2025	Wednesday, 30 July 2025	Tuesday, 30 August 2025	Tuesday, 30 September 2025	Monday, 04 August 2025	ON HOLD
	<b>Review of the Land Use Scheme</b>	<b>R 300 000.00</b>	Friday, 30 May 2025	Majda Mhilele	Panel	Monday, 30 June 2025	Wednesday, 30 July 2025	Tuesday, 30 August 2025	Tuesday, 30 September 2025	Monday, 04 August 2025	ADVERTISED
	<b>1x Food service assistant Training</b>	<b>R 50 000.00</b>	Thursday, 18 September 2025	Majda Mhilele	Mod Training Institute	Friday, 28 November 2025	Tuesday, 13 January 2026	Monday, 09 February 2026	Thursday, 26 February 2026	Monday, 09 March 2026	NOT SUBMITTED
	<b>1x Customer Operative Training</b>	<b>R 50 000.00</b>	Thursday, 18 September 2025	Majda Mhilele	Mod Training Institute	Tuesday, 05 August 2025	Wednesday, 13 August 2025	Tuesday, 30 September 2025	Thursday, 30 October 2025	Saturday, 06 December 2025	NOT SUBMITTED
	<b>1x Professional Food Vendor Training</b>	<b>R 50 000.00</b>	Monday, 11 August 2025	Majda Mhilele	Mod Training Institute	Friday, 22 August 2025	Wednesday, 13 August 2025	Tuesday, 30 September 2025	Saturday, 06 December 2025	Saturday, 06 December 2025	NOT SUBMITTED
	<b>1x Live Events ( Stage Management) Training</b>	<b>R 50 000.00</b>	Thursday, 31 July 2025	Majda Mhilele	Quotations	Tuesday, 09 September 2025	Tuesday, 16 September 2025	Tuesday, 30 September 2025	Saturday, 29 November 2025	Tuesday, 12 August 2025	NOT SUBMITTED
	<b>1x Planning Training</b>	<b>R 140 000.00</b>	Tuesday, 12 August 2025	Majda Mhilele	Mod Training Institute	Tuesday, 09 September 2025	Thursday, 21 August 2025	Wednesday, 04 March 2026	Saturday, 28 March 2026	Tuesday, 30 June 2026	NOT SUBMITTED
	<b>1x Carpentry Training</b>	<b>R 140 000.00</b>	Tuesday, 12 August 2025	Majda Mhilele	Mod Training Institute	Tuesday, 09 September 2025	Tuesday, 30 September 2025	Wednesday, 28 October 2025	Saturday, 08 November 2025	Tuesday, 22 November 2025	NOT SUBMITTED
	<b>1x Basic Weaving</b>	<b>R 140 000.00</b>	Monday, 06 October 2025	Majda Mhilele	Quotations	Monday, 13 October 2025	Friday, 17 October 2025	11th November 2025	Tuesday, 02 December 2025	Monday, 11 August 2025	NOT SUBMITTED
	<b>Procurement of2 Display screens and stand</b>	<b>R 100 000.00</b>	Wednesday, 02 July 2025	Majda Mhilele	Quotations	Monday, 13 October 2025	Friday, 17 October 2025	Monday, 01 September 2025	Friday, 12 September 2025	Monday, 11 August 2025	THABO TO REVISE
	<b>Procurement of Furniture</b>	<b>R 340 000.00</b>	Wednesday, 09 July 2025	Majda Mhilele	Quotations	Wednesday, 23 July 2025	Thursday, 21 August 2025	Monday, 01 September 2025	Friday, 12 September 2025	Monday, 11 August 2025	BID EVALUATION COMMITTEE
	<b>Local Business Exhibition Show</b>	<b>R 500 000.00</b>	Tuesday, 09 July 2025	Majda Mhilele	Quotations	Wednesday, 23 July 2025	Thursday, 21 August 2025	Tuesday, 30 September 2025	Friday, 31 October 2025	Monday, 11 August 2025	AWARDED
	<b>Material and Equipment Support to Emerging Enterprises: Coops, Crafters, &amp; SMMEs.</b>	<b>R 1 151 594.70</b>	Wednesday, 20 August 2025	Majda Mhilele	Tender: Combined according to Sector	Wednesday, 23 July 2025	Friday, 29 August 2025	Monday, 29 September 2025	Thursday, 30 October 2025	Tuesday, 05 August 2025	SOME PROJECT ARE ADVERTISED AND SOME ARE AWAITING FOR REQUEST
	<b>CORPORATE SERVICES</b>										
	<b>Human Resources (Organisational Analysis)</b>	<b>R 220 000.00</b>	Thursday, 31 July 2025	Mr Radabe	Once off	Monday, 25 August 2025	Monday, 30 June 2025	31-Jul-25	N/A	Friday, 29 August 2025	QUOTATION EVALUATION
	<b>Project management</b>	<b>R 125 000.00</b>	Wednesday, 17 September 2025	Miss X Khumalo	once off	Monday, 22 September 2025	Tuesday, 23 September 2025	Monday, 08 October 2025	Wednesday, 15 October 2025	Friday, 24 October 2025	QUOTATION EVALUATION
	<b>Excel training</b>	<b>R 200 000.00</b>	Thursday, 31 July 2025	Mr Radabe	Once off	Monday, 22 September 2025	Friday, 08 August 2025	22-Aug-25	Wednesday, 15 October 2025	Monday, 29 September 2025	QUOTATION EVALUATION
	<b>Emotional Intelligence</b>	<b>R 100 000.00</b>	Thursday, 31 July 2025	Mr Radabe	Once off	Monday, 22 September 2025	Friday, 08 August 2025	22-Aug-25	Wednesday, 15 October 2025	Monday, 29 September 2025	QUOTATION EVALUATION



## SOFT PROJECTS CONTRACT MANAGEMENT REPORT AS AT 30 NOVEMBER 2025

NAME OF BIDDER	PROJECT/SERVICE	DEPARTMENT	CONTRACT VALUE	PAYMENTS	START DATE	INITIAL END DATE	NEW END DATE	SERVICE PROVIDER PERFORMANCE	COMMENTS
MC INTSHALINTSHALI ATTORNEYS	PROVISION FOR PANEL OF ATTORNEYS	BUDGET & TREASURY OFFICE	BASED ON APPROVED RATE OF R1200	R 1 351 194.16	01/10/2019	30/09/2022	31/03/2026	GOOD	for 12 months while the municipality is in a process of appointing new panel the contract will end.
MATTHEW FRANCIS INC	PROVISION FOR PANEL OF ATTORNEYS	BUDGET & TREASURY OFFICE	BASED ON APPROVED RATE OF R1200	R 1 399 124.96	01/10/2019	30/09/2022	31/03/2026	GOOD	Contract has been extended for 12 months while the municipality is in a process of appointing new panel the contract will end.
LUTHULI SITHOLE INCORPORATION	PROVISION FOR PANEL OF ATTORNEYS	BUDGET & TREASURY OFFICE	BASED ON APPROVED RATE OF R1200	R 115 801.87	01/10/2019	30/09/2022	31/03/2026	GOOD	for 12 months while the municipality is in a process of appointing new panel the contract will end.
BPG MASS APPRAISALS	GENERAL VALUATION AND PREPARATION OF VALUATION ROLL FOR IMPLEMENTATION 1 JULY 2022	BUDGET & TREASURY OFFICE	R 18 025.95	R 1 596 633.95	26/05/2021	30/06/2027		GOOD	
SINHYDRO CONSULTANTS (PTY) LTD	ENVIRONMENTAL CONSULTANTS TO RENDER PROFESSIONAL ENVIRONMENTAL MANAGEMENT SERVICES FOR DR NDZ MUNICIPALITY	PWBS	IT IS BASED ON THE APPROVED RATE	R 3 418 052.12	21/09/2021	20/09/2024	21/09/2025	GOOD	Contract has been extended for a period of 6 months to finalise the ongoing project review of integrated waste management plan from 21/03/2025 to 21/09/2025
CAB HOLDINGS	PROVISION OF PRINTING AND POSTING SERVICES OF DOCUMENTS	BTO	IT IS BASED ON THE APPROVED RATE OF R16.67	R 1 402 302.80	01/09/2022	31/07/2025	31/10/2025	GOOD	Contract has been extended for 3 months from 01/08/2025 to 31/10/2025 while waiting for new procurement process to be finalized.
KONICA MINOLTA SOUTH AFRICA	INSTALLATION, SUPPLY AND MAINTENANCE OF TRAFFIC CONTRAVENTION MANAGEMENT SYSTEM	COMM	R 59 765.00	R 59 763.90	01/09/2022	31/09/2025	31/10/2025	GOOD	
TOTAL COMPUTER SERVICE (PTY) LTD	SUPPLY, DELIVERY AND INSTALLATION OF LIGHTNING CONDUCTORS	COMMUNITY & SOCIAL SERVICES	It is based on the following rates: year one R5 175, year two R5 750 and year three R6 325	R 753 250.00	03/10/2022	03/10/2025		GOOD	
TRADEWIND MAINTENANCE(PTY) LTD	PROVISION OF TELEPHONES	CORPORATE SERVICES	R 1 384 888.21	R 1 384 888.32	01/12/2022	30/11/2025		GOOD	
EARLYWORKS 266 T/A NASHUA	PROVISION OF DRIVERS LICENCE TRAINING FOR A PERIOD OF 3 YEARS	COMM	IT IS BASED ON THE APPROVED RATE OF R35 700 INCLUDING DIFFERENT LICENCE CODES	R 727 212.39	01/03/2023	28/02/2026		GOOD	
ABENKANYEZI CONSTRUCTION AND KITCHEN CC	SUPPLY AND DELIVER TRAFFIC, POUND, FIRE FIGHTERS, DISASTER MANAGEMENT DEPARTMENT UNIFORM FOR A PERIOD	COMM	IT IS BASED ON THE APPROVED RATE R249 089.01	R 567 133.22	01/02/2023	31/01/2026		GOOD	
SPARKS AND ELLIS (PTY) LTD	SUPPLY INSTALLATION OF ANTIVIRUS SOFTWARE FOR 200 USERS FOR A PERIOD OF 3 YEARS	CORPORATE SERVICES	R 302 735.18	R 302 735.18	10/02/2023	09/02/2026		GOOD	
AUMISOFT TECHNOLOGY PTY LTD	SUPPLY AND DELIVERY OF GIFT VOUCHERS FOR BACK TO SCHOOL UNIFORM FOR PERIOD OF YEAR CONTRACT	COMM	It is based on the approved rate for R550 each voucher	R 306 066.95	23/01/2023	23/01/2026		POOR	The company has been served with notice of poor performance.
NTSHENGULA TRADING ENTERPRISE	PROVISION OF INTERNET SERVICES	CORPORATE SERVICES	R 2 412 191.90	R 1 611 063.34	16/02/2023	15/02/2026		GOOD	
MOBILE TELEPHONE NETWORK	PROVISION OF VEHICLE BRANDING	BTO	IT IS BASED ON THE APPROVED RATE OF R39 500.00 FOR DIFFERENT VEHICLES	R 710 872.50	01/03/2023	28/02/2026		GOOD	
PETAL OFFICE TRADING	PANEL OF SERVICE PROVIDERS TO SUPPLY AND DELIVERY OF PWBS PROTECTIVE CLOTHING	PWBS	IT IS BASED ON THE APPROVED RATE OF R2 616.92 INCLUDING ALL ITEMS	R 835 020.81	15 /03/2023	15/03/2026		GOOD	

NAME OF BIDDER	PROJECT/SERVICE	DEPARTMENT	CONTRACT VALUE	PAYMENTS	START DATE	INITIAL END DATE	NEW END DATE	SERVICE PROVIDER PERFORMANCE	COMMENTS
NATHISEWILLE PTY LTD	PANEL OF SERVICE PROVIDERS TO SUPPLY AND DELIVERY OF PWBS PROTECTIVE CLOTHING	PWBS	IT IS BASED ON THE APPROVED RATE OF R49 989.50 INCLUDING ALL ITEMS	R 207 545.00	15 /03/2023	15/03/2026		GOOD	
NOMZAMEMHELE TRADING (PTY) LTD	PANEL OF SERVICE PROVIDERS TO SUPPLY AND DELIVERY OF PWBS PROTECTIVE CLOTHING	PWBS	IT IS BASED ON THE APPROVED RATE OF R44 503.64 INCLUDING ALL ITEMS	R -	15/03/2023	15/03/2026		GOOD	
KWAKHAZIMULA PTY LTD	PANEL OF SERVICE PROVIDERS TO SUPPLY AND DELIVERY OF PWBS PROTECTIVE CLOTHING	PWBS	IT IS BASED ON THE APPROVED RATE OF R30 243 INCLUDING ALL ITEMS	R 1 314 305.10	15/03/2023	15/03/2026		POOR	the service provider have been served with a notice of poor performance
BSK HEALTH SERVICE PTY LTD	PANEL OF OCCUPATIONAL HEALTH PROFESSIONALS	CORPORATE SERVICES	IT IS BASED ON THE APPROVED RATES AS BIDED	R 107 670.55	02/05/2023	30/04/2026		GOOD	
DR L.G. NEMUKONGWE INCORPORATED	PANEL OF OCCUPATIONAL HEALTH PROFESSIONALS	CORPORATE SERVICES	IT IS BASED ON THE APPROVED RATES AS BIDED	R 21 769.50	02/05/2023	30/04/2026		GOOD	
DR MTMKHULU EZM INC	PANEL OF OCCUPATIONAL HEALTH PROFESSIONALS	CORPORATE SERVICES	IT IS BASED ON THE APPROVED RATES AS BIDED	R 24 457.00	02/05/2023	30/04/2026		GOOD	
NNY TRADING	PANEL OF OCCUPATIONAL HEALTH PROFESSIONALS	CORPORATE SERVICES	IT IS BASED ON THE APPROVED RATES AS BIDED	R 93 315.60	02/05/2023	30/04/2026		GOOD	
UNDERBERG FOREST AND GARDEN	REPAIRS AND MAINTENANCE OF SMALL PLANT AND EQUIPMENT	PWBS	IT IS BASED ON THE APPROVED RATE OF R3 392.50 INCLUDING ALL DIFFERANT ITEMS	R 380 444.18	25/05/2023	25/05/2026		GOOD	
LUVOLABASHA PTY LTD	PANEL TO SUPPLY AND DELIVERY OF REFUSE BAGS	PWBS	IT IS BASED ON THE APPROVED RATE OF R2 025 INCLUDING TRANSPORT	R -	19/06/2023	18/06/2026		N/A	
CHAMPION CIVILS	PANEL TO SUPPLY AND DELIVERY OF REFUSE BAGS	PWBS	IT IS BASED ON THE APPROVED RATE OF R2 009.60 INCLUDING TRANSPORT	R 322 000.00	19/06/2023	18/06/2026		GOOD	
SHEMINTU AND SONS (PTY) LTD	PANEL TO SUPPLY AND DELIVERY OF REFUSE BAGS	PWBS	IT IS BASED ON THE APPROVED RATE OF R639.15 INCLUDING TRANSPORT	R 287 845.00	19/06/2023	18/06/2026		GOOD	
NTSHENGULA TRADING ENTERPRISE	PANEL TO SUPPLY AND DELIVERY OF STATIONERY	CORPORATE SERVICES	IT IS BASED ON THE APPROVED RATES AS BIDED	R -	01/07/2023	30/06/2026		GOOD	
AMANCWABANE TRADING ENTERPRISE	PANEL TO SUPPLY AND DELIVERY OF STATIONERY	CORPORATE SERVICES	IT IS BASED ON THE APPROVED RATES AS BIDED	R -	01/07/2023	30/06/2026		GOOD	
ONKAMALANGA TRADING	PANEL TO SUPPLY AND DELIVERY OF STATIONERY	CORPORATE SERVICES	IT IS BASED ON THE APPROVED RATES AS BIDED	R 421 670.00	01/07/2023	30/06/2026		GOOD	
MATHUTHA TRADING ENTERPRISE (PTY) LTD	PANEL TO SUPPLY AND DELIVERY OF STATIONERY	CORPORATE SERVICES	IT IS BASED ON THE APPROVED RATES AS BIDED	R 1 007 665.15	01/07/2023	30/06/2026		GOOD	
CLEAN SPOT SOLUTIONS	PANEL TO SUPPLY AND DELIVERY OF CLEANING MATERIAL	CORPORATE SERVICES	IT IS BASED ON THE APPROVED RATES AS BIDED	R 107 355.69	01/07/2023	30/06/2026		GOOD	
NTSHENGULA TRADING ENTERPRISE	PANEL TO SUPPLY AND DELIVERY OF CLEANING MATERIAL	CORPORATE SERVICES	IT IS BASED ON THE APPROVED RATES AS BIDED	R -	01/07/2023	30/06/2026		GOOD	
SHEMINTU AND SONS (PTY) LTD	PANEL TO SUPPLY AND DELIVERY OF CLEANING MATERIAL	CORPORATE SERVICES	IT IS BASED ON THE APPROVED RATES AS BIDED	R 137 578.64	01/07/2023	30/06/2026		GOOD	
MATHUTHA TRADING ENTERPRISE (PTY) LTD	PANEL TO SUPPLY AND DELIVERY OF CLEANING MATERIAL	CORPORATE SERVICES	IT IS BASED ON THE APPROVED RATES AS BIDED	R 732 229.91	01/07/2023	30/06/2026		GOOD	
TYCOON HOLDINGS TOWING AND RECOVERY	PANEL OF TOWING SERVICES	CORPORATE SERVICES	IT IS BASED ON THE APPROVED RATE OF R4000 FOR SKILLED PERSONNEL AND R1000 TRUCK	R -	01/07/2023	30/06/2026		GOOD	
MINTAMBO FINANCIAL CONSULTING	PANEL OF FIVE INTERNAL AUDIT (IA) SERVICES PROVIDERS	OFFICE OF THE MUNICIPAL MANAGER	IT IS BASED ON THE APPROVED D	R 273 840.00	14/07/2023	14/07/2026		GOOD	
NATED SYSTEM (PTY) LTD	SUPPLY, INSTALLATION AND CONFIGURATION OF ELECTRONIC DOCUMENTS AND RECORDS MANAGEMENT SYSTEM (EDRMS)	CORPORATE SERVICES	R 980 260.00	R 825 010.00	19/09/2023	17/08/2026		GOOD	CONTRACT TERMINATED DUE TO POOR PERFORMANCE
BLUECLOUD IT SOLUTIONS	SUPPLY AND DELIVERY OF ADOBE ACROBAT DC PRO VOLUME LICENCE	CORPORATE SERVICES	R 1 143 527.98	R 790 940.26	25/08/2023	25/08/2026		NON-PERFORMAN	
ENVIROSERVE WASTE MANAGEMENT (PTY) LTD	REMOVAL OF WASTE FROM HIMEVILLE TRANSFER STATION	PWBS	IT IS BASE ON THE APPROVED RATE OF R37 504.62 FOR RENTAL AND TRANSPORTATION	R 4 942 059.19	16/10/2023	16/10/2026		EXCEEDED EXPECTATION	

NAME OF BIDDER	PROJECT/SERVICE	DEPARTMENT	CONTRACT VALUE	PAYMENTS	START DATE	INITIAL END DATE	NEW END DATE	SERVICE PROVIDER PERFORMANCE	COMMENTS
AQUA TRANSPORT & PLANT HIRE	PANEL OF 3 SERVICE PROVIDERS TO PROVIDE HONEY SUCKING AND HIGH WATER PRESSURE JETTING SERVICES	PWBS	IT IS BASED ON THE APPROVED RATE OF R22 300 FOR HONEY SUCKING AND JETTING CLEANING	R	17/10/2023	17/10/2026		N/A	
SHEMUNTU AND SONS	PANEL OF 3 SERVICE PROVIDERS TO PROVIDE HONEY SUCKING AND HIGH WATER PRESSURE JETTING SERVICES	PWBS	IT IS BASED ON THE APPROVED REATE OF R11 879.50 FOR HONEY SUCKING AND JETTING CLEANING	R	17/10/2023	17/10/2026		GOOD	
EKEKE INVESTMENTS CC	PANEL OF 3 SERVICE PROVIDERS TO PROVIDE HONEY SUCKING AND HIGH WATER PRESSURE JETTING SERVICES	PWBS	IT IS BASED ON THE APPROVED REATE OF R34 629 FOR HONEY SUCKING AND JETTING CLEANING	R	17/10/2023	17/10/2026		N/A	Variation Order of R1 449 000 was made for VIP Protection for Council M Dlamini . There's another Variation order of R3 788 325.03 for Chief whp and semicauto Rifle
MHLONGO TRANSCON SECURITY	PROVISION OF SECURITY SERVICES AND VIP PROTECTION FOR A PERIOD OF 36 MONTHS	CORPORATE SERVICES	R 62 603 590.03	R 42 280 672.86	03/01/2024	03/01/2027		GOOD	
LANREC (PTY) LTD	PANEL OF SERVICE PROVIDERS FOR CONSTRUCTION OF OSS HOUSES	COMMUNITY& SOCIAL SERVICES	IT IS BASED ON THE APPROVED RATE OF R211 000.00	R	22/01/2024	22/01/2027		N/A	
ZWIZWE CONSTRUCTION AND PROJECTS	PANEL OF SERVICE PROVIDERS FOR CONSTRUCTION OF OSS HOUSES	COMMUNITY& SOCIAL SERVICES	IT IS BASED ON THE APPROVED RATE OF R148 160.00	R	22/01/2024	22/01/2027		N/A	
AMANZI AHLGBILE TRADING 73	PANEL OF SERVICE PROVIDERS FOR CONSTRUCTION OF OSS HOUSES	COMMUNITY& SOCIAL SERVICES	IT IS BASED ON THE APPROVED RATE OF R357 420.00	R	22/01/2024	22/01/2027		N/A	
SAWUTHI TRADING AND PROJECT (PTY) LTD	PANEL OF SERVICE PROVIDERS FOR CONSTRUCTION OF OSS HOUSES	COMMUNITY& SOCIAL SERVICES	IT IS BASED ON THE APPROVED RATE OF R158 000.00	R 360 000.00	22/01/2024	22/01/2027		GOOD	
MHLABANE TRADING (PTY) LTD	PANEL OF SERVICE PROVIDERS FOR CONSTRUCTION OF OSS HOUSES	COMMUNITY& SOCIAL SERVICES	IT IS BASED ON THE APPROVED RATE OF R200 000.00	R	22/01/2024	22/01/2027		N/A	
MAZITHULELE 95 CONSTRUCTION	PANEL OF SERVICE PROVIDERS FOR CONSTRUCTION OF OSS HOUSES	COMMUNITY& SOCIAL SERVICES	IT IS BASED ON THE APPROVED RATE OF R164 954.74	R	22/01/2024	22/01/2027		N/A	
NDU B TRADING ENTERPRISE	PANEL OF SERVICE PROVIDERS FOR CONSTRUCTION OF OSS HOUSES	COMMUNITY& SOCIAL SERVICES	IT IS BASED ON THE APPROVED RATE OF R192 280.00	R 363 649.02	22/01/2024	22/01/2027		GOOD	
BUHLIBEZWE TRADING (PTY) LTD	PANEL OF SERVICE PROVIDERS FOR CONSTRUCTION OF OSS HOUSES	COMMUNITY& SOCIAL SERVICES	IT IS BASED ON THE APPROVED RATE OF R173 865.00	R	22/01/2024	22/01/2027		N/A	
TYCOON HOLDINGS TOWING AND RECOVERY	PANEL OF SERVICE PROVIDERS FOR CONSTRUCTION OF OSS HOUSES	COMMUNITY& SOCIAL SERVICES	IT IS BASED ON THE APPROVED RATE OF R160 000.00	R	22/01/2024	22/01/2027		N/A	
KELONATHI PTY LTD	PANEL OF SERVICE PROVIDERS FOR CONSTRUCTION OF OSS HOUSES	COMMUNITY& SOCIAL SERVICES	IT IS BASED ON THE APPROVED RATE OF R223 740.00	R	22/01/2024	22/01/2027		N/A	
MATHUTHA TRADING ENTERPRISE (PTY) LTD	PANEL OF SERVICE PROVIDERS FOR CONSTRUCTION OF OSS HOUSES	COMMUNITY& SOCIAL SERVICES	IT IS BASED ON THE APPROVED RATE OF R167 106.50	R 571 518.10	22/01/2024	22/01/2027		GOOD	
KEMBAL TRADING (PTY) LTD	PANEL OF SERVICE PROVIDERS FOR CONSTRUCTION OF OSS HOUSES	COMMUNITY& SOCIAL SERVICES	IT IS BASED ON THE APPROVED RATE OF R330 330.00	R 158 751.00	22/01/2024	22/01/2027		N/A	
FANO 2016	PANEL OF SERVICE PROVIDERS FOR CONSTRUCTION OF OSS HOUSES	COMMUNITY& SOCIAL SERVICES	IT IS BASED ON THE APPROVED RATE OF R173 434.00	R 158 751.00	22/01/2024	22/01/2027		GOOD	
MANTK IT SOLUTION (PTY) LTD	DSUPPLY, IMPLEMENT, CONFIGURE AND SUPPORT ICT SERVICES MANAGEMENT/ HELPDESK SYSTEM	CORPORATE SERVICES	R 567 213.35	R 519 736.35	01/04/2024	31/03/2027		GOOD	
MANTK IT SOLUTION (PTY) LTD	PROVISION OD ICT OFF-SITE BACKUP AND DISASTER RECOVERY SERVICES (BUSINESS CONTINUITY) AND SUPPORT	CORPORATE SERVICES	R 1 837 252.08	R 705 283.28	01/04/2024	31/03/2027		GOOD	



NAME OF BIDDER	PROJECT/SERVICE	DEPARTMENT	CONTRACT VALUE	PAYMENTS	START DATE	INITIAL END DATE	NEW END DATE	SERVICE PROVIDER PERFORMANCE	COMMENTS
SOMIBIZI HOLDINGS	PROVISION OF ADVERTISING SERVICES	CORPORATE SERVICES	IT IS BASED ON THE APPROVED RATE OF R7 615.13 INCLUDING ALL DIFFERENT ADVERTS	R 841 584.67	01/07/2024	30/06/2027		GOOD	
ONKAMALANGA TRADING	SUPPLY AND DELIVERY OF PRINTER CARTRIDGES	CORPORATE SERVICES	IT IS BASED ON THE APPROVED RATE OF R14 920 INCLUDING ALL TYPES OF CARTRIDGE		01/07/2024	30/06/2027		N/A	
NDELEZINHLE TRADING	SUPPLY AND DELIVERY OF SCIENCE KITS	COMMUNITY & SOCIAL SERVICES	IT IS BASED ON THE APPROVED RATE OF R50 000 PER KIT	R 550 000.00	03/06/2024	03/06/2027		GOOD	
SAWUTU TRADING AND PROJECT (PTY) LTD	PROVISION OF NATIONAL ROAD TRAFFIC ACTS	CORPORATE SERVICES	R 6 000.00	R 4 000.00	01/07/2024	30/06/2027		N/A	
AUMISOFT TECHNOLOGY PTY LTD	SUPPLY DELIVERY INSTALLATION AND CONFIGURATION FOR 120 USERS IN MICROSOFT 365 VOLUME LICENCE FOR A PERIOD OF 3 YEARS	CORPORATE SERVICES	R 867 943.76	R 867 943.76	16/09/2024	15/09/2027		GOOD	
CLEARRESULT 77 PTY LTD	PANEL OF SERVICE PROVIDERS FOR A VERIFICATION OF INDIGENTS LISTING 2300 FOR A PERIOD OF 3 YEARS	BUDGET & TREASURY	IT IS BASED ON THE APPROVED RATE PER ACCOUNT R109.25	R 124 545.00	02/09/2024	02/09/2027		N/A	
YAY'OH TRADING	PANEL OF SERVICE PROVIDERS TO PROVIDE SERVICES OF MEDIA CO-ORDINATION AND PRINTING OF THE MUNICIPAL NEWSLETTER FOR 3 YEARS	EXECUTIVE COUNCIL	IT IS BASED ON THE APPROVED RATE	R 1 513 860.00	28/10/2024	28/10/2027		N/A	
NDELEZINHLE TRADING	SUPPLY AND DELIVERY OF ANIMAL FEED AND MEDICATION FOR A PERIOD OF 3 YEARS	COMMUNITY & SOCIAL SERVICES	IT IS BASED ON APPROVED RATE	R 616 600.00	11/11/2024	10/11/2027		N/A	
SL DEBT RECOVERY SA PTY LTD	PANEL OF DEBT COLLECTION SERVICES FOR A PERIOD OF 3 YEARS	BUDGET & TREASURY	IT IS BASED ON AN APPROVED RATE OF 12%	R 43 910.15	01/02/2025	31/01/2028		N/A	
MHRB TRADING AND PROJECTS PTY LTD	PANEL OF DEBT COLLECTION SERVICES FOR A PERIOD OF 3 YEARS	BUDGET & TREASURY	IT IS BASED ON AN APPROVED RATE OF 12%	R 28 639.89	01/02/2025	31/01/2028		N/A	
MATHUTHA TRADING	PANEL OF SERVICE PROVIDERS TO PROVIDE FIRE FIGHTING EXTINGUISHERS WITH MAINTENANCE	CORPORATE SERVICES	IT IS BASED ON RATE PER PRICING SCHEDULE	R -	24/02/2025	24/02/2028		N/A	
ONKAMALANGA TRADING	PANEL OF SERVICE PROVIDERS TO PROVIDE FIRE FIGHTING EXTINGUISHERS WITH MAINTENANCE	CORPORATE SERVICES	IT IS BASED ON RATE PER PRICING SCHEDULE	R -	24/02/2025	24/02/2028		N/A	
LANREC (PTY) LTD	PANEL OF SERVICE PROVIDERS TO PROVIDE FIRE FIGHTING EXTINGUISHERS WITH MAINTENANCE	CORPORATE SERVICES	IT IS BASED ON RATE PER PRICING SCHEDULE	R -	24/02/2025	24/02/2028		N/A	
KUHLMECEBO ENGINEERS PTY LTD	PANEL OF SERVICE PROVIDERS FOR MAINTENANCE AND NEW INSTALLATION OF MUNICIPAL BUILDING ELECTRICAL WORKS FOR A PERIOD OF 3 YEARS	PWBS	IT IS BASED ON RATE PER PRICING SCHEDULE	R 288 963.13	28/02/2025	28/02/2028		GOOD	
ACCRA GROUP	PANEL OF TOWN PLANNING CONSULTANTS TO PROVIDE TOWN PLANNING SERVICES TO THE DR NKOSAZANA DLAMINI ZUMA LOCAL MUNICIPALITY	DTPS	IT IS BASED ON RATE PER PRICING SCHEDULE	R -	28/02/2025	24/02/2028		N/A	
ML INDUSTRIES	PANEL OF TOWN PLANNING CONSULTANTS TO PROVIDE TOWN PLANNING SERVICES TO THE DR NKOSAZANA DLAMINI ZUMA LOCAL MUNICIPALITY	DTPS	IT IS BASED ON RATE PER PRICING SCHEDULE	R 82 500.00	28/02/2025	24/02/2028		GOOD	
BAITHAUP EXECUTIVE	PANEL FOR PROVISION OF TRAVEL AGENT SERVICES FOR PERIOD OF 3 YEARS	CORPORATE SERVICES	IT IS BASED ON THE APPROVED RATES	R 3 074 875.52	13/03/2025	12/02/2028		GOOD	
SINCHYDRO CONSULTANTS PTY LTD	PANEL OF ENVIRONMENTAL SPECIALIST TO DEVELOP ENVIRONMENTAL STUDIES FOR DR NKOSAZANA DLAMINI ZUMA LOCAL MUNICIPALITY	PWBS	IT IS BASED ON RATE PER PRICING SCHEDULE	R -	18/04/2025	15/04/2028		GOOD	
INGWEKAZI SS PTY LTD	PANEL TO SUPPLY AND DELIVERY OF DISTASTER RELIEF FOR A PERIOD OF 3 YEARS	COMMUNITY & SOCIAL SERVICES	IT IS BASED ON RATE PER PRICING SCHEDULE	R -	07/05/2025	06/05/2028		N/A	
UNESU TRADING ENTERPRISE PTY LTD	PANEL TO SUPPLY AND DELIVERY OF DISTASTER RELIEF FOR A PERIOD OF 3 YEARS	COMMUNITY & SOCIAL SERVICES	IT IS BASED ON RATE PER PRICING SCHEDULE	R -	07/05/2025	06/05/2028		N/A	

NAME OF BIDDER	PROJECT/SERVICE	DEPARTMENT	CONTRACT VALUE	PAYMENTS	START DATE	INITIAL END DATE	NEW END DATE	SERVICE PROVIDER PERFORMANCE	COMMENTS
SAWUTI TRADING AND PROJECT (PTY) LTD	PANEL TO SUPPLY AND DELIVERY OF DISTASTER RELIEF FOR A PERIOD OF 3 YEARS	COMMUNITY & SOCIAL SERVICES	IT IS BASED ON RATE PER PRICING SCHEDULE	R -	07/05/2025	06/05/2028		N/A	
MATHUTHA TRADING AND ENTERPRISE	PANEL TO SUPPLY AND DELIVERY OF DISTASTER RELIEF FOR A PERIOD OF 3 YEARS	COMMUNITY & SOCIAL SERVICES	IT IS BASED ON RATE PER PRICING SCHEDULE	R 57 500.00	07/05/2025	06/05/2028		N/A	
AMAPHEMBA TRADING AND ENTERPRISE	PANEL TO SUPPLY AND DELIVERY OF DISTASTER RELIEF FOR A PERIOD OF 3 YEARS	COMMUNITY & SOCIAL SERVICES	IT IS BASED ON RATE PER PRICING SCHEDULE	R -	07/05/2025	06/05/2028		N/A	
THE ZEEN BREEZE (PTY) LTD/CKXL	PANEL TO SUPPLY AND DELIVERY OF DISTASTER RELIEF FOR A PERIOD OF 3 YEARS	COMMUNITY & SOCIAL SERVICES	IT IS BASED ON RATE PER PRICING SCHEDULE	R -	07/05/2025	06/05/2028		N/A	
NOUB TRADING ENTERPRISE	PANEL TO SUPPLY AND DELIVERY OF DISTASTER RELIEF FOR A PERIOD OF 3 YEARS	COMMUNITY & SOCIAL SERVICES	IT IS BASED ON RATE PER PRICING SCHEDULE	R -	07/05/2025	06/05/2028		N/A	
BLUE CYCLE TRADING	SERVICE PROVIDER TO DO CYBER SECURITY ASSESSMENT AND CONDUCT AWARENESS	CORPORATE SERVICES	R 442 750.00	R 235 750.00	16/05/2025	31/07/2025	30/09/2025	GOOD	
MANTKIT SOLUTIONS	VISION OF HOSTING EMAILS PROMOTE SECURITY AND TECHNICAL SUPPORT FOR A PERIOD OF 3 YEARS	CORPORATE SERVICES	IT IS BASED ON RATE PER PRICING SCHEDULE		01/09/2025	30/08/2028		GOOD	
KC AND SC SON TRADING ENTERPRISE	PANEL OF SERVICE PROVIDERS TO SUPPLY AND DELIVER LAPTOPS, DESKTOPS AND OTHER ICT ACCESSORIES INCLUDING REPAIRS AND MAINTENANCE FOR A PERIOD OF 3 YEARS	CORPORATE SERVICES	IT IS BASED ON RATE PER PRICING SCHEDULE		01/07/2025	30/06/2028		GOOD	
NUAJA (PTY) LTD	PANEL OF SERVICE PROVIDERS TO SUPPLY AND DELIVER LAPTOPS, DESKTOPS AND OTHER ICT ACCESSORIES INCLUDING REPAIRS AND MAINTENANCE FOR A PERIOD OF 3 YEARS	CORPORATE SERVICES	IT IS BASED ON RATE PER PRICING SCHEDULE		01/07/2025	30/06/2028		GOOD	
AUMSOFT TECHNOLOGY PTY LTD	PANEL OF SERVICE PROVIDERS TO SUPPLY AND DELIVER LAPTOPS, DESKTOPS AND OTHER ICT ACCESSORIES INCLUDING REPAIRS AND MAINTENANCE FOR A PERIOD OF 3 YEARS	CORPORATE SERVICES	IT IS BASED ON RATE PER PRICING SCHEDULE		01/07/2025	30/06/2028		GOOD	
NDELEZINHLE TRADING	SUPPLY AND DELIVERY OF BUILDING AND ELECTRICAL MATERIAL TO DR NKOZAZANA DJAMINI ZUMA MUNICIPALITY FOR A PERIOD OF 12 MONTHS	PUBLIC WORKS AND BASIC SERVICES	IT IS BASED ON RATE PER PRICING SCHEDULE	R 92 675.00	11/09/2025	10/06/2028		GOOD	
MHLANGA INC ATTORNEYS	PANEL OF ATTORNEYS FOR A PERIOD OF 36 MONTHS	CORPORATE SERVICES	IT IS BASED ON RATE PER PRICING SCHEDULE	R 6 440.00	29/07/2025	28/07/2028		N/A	Waiting for inception meeting. Specification to be appended to add qualifications in verifications
APEXAS CONSULTING AGENCY	SERVICE PROVIDER TO VERIFY QUALIFICATIONS AND CONDUCT BACKGROUND SCREENINGS FOR A PERIOD OF 3 YEARS	CORPORATE SERVICES	IT IS BASED ON RATE PER PRICING SCHEDULE					N/A	
NUAJA (PTY) LTD	SERVICE PROVIDER TO SUPPLY NETWORK PLAN, DESIGN, INSTALLATION & CONFIGURATION OF NETWORK SERVICES IN BULLWER DISASTER CENTRE, CREIGHTON REGISTRY AND MAIN OFFICE	CORPORATE SERVICES	R 470 177.50	R 470 177.50	24/09/2025	23/09/2025		N/A	
KEMBAL TRADING (PTY) LTD	PANEL OF SERVICE PROVIDERS FOR MAINTENANCE AND NEW INSTALLATION OF MUNICIPAL BUILDING ELECTRICAL WORKS FOR A PERIOD OF 3 YEARS	PUBLIC WORKS AND BASIC SERVICES	IT IS BASED ON RATE PER PRICING SCHEDULE		01/07/2025	30/06/2028		N/A	
DOUBLE OPTION INVESTMENTS (PTY) LTD	PANEL OF SERVICE PROVIDERS FOR MAINTENANCE AND NEW INSTALLATION OF MUNICIPAL BUILDING ELECTRICAL WORKS FOR A PERIOD OF 3 YEARS	PUBLIC WORKS AND BASIC SERVICES	IT IS BASED ON RATE PER PRICING SCHEDULE	R 65 663.27	01/07/2025	30/06/2028		GOOD	



[illegible]

[illegible]



**MIG, ELECTRIFICATION AND INTERNAL FUNDED PROJECTS**

Project Name	Nov-25	Reason for Delays	Remedial Action
<b>2025/2026 FINANCIAL YEAR MIG PROJECTS</b>			
Construction of Glenmaize Community hall	Contractor is on site is currently , project is currently 95% complete.		
Construction of Phosana Community hall	Project is under construction and is 55% complete. Currently busy with installation of roof.		
Construction Ekupholeni Creche	The project is under construction and is 55% complete.Currently busy with roofing, electricity tubing and internal wall plaster		
<b>RENEWAL of GRAVEL ACCESSROADS 2025/26 1km</b>			
Magoso Access road	Project is now complete		
Nomandlovu Access road	Project is now complete		
Magwababeni/Mampondweni Access road.	Project is now complete		

Project Name	Nov-25	Reason for Delays	Remedial Action
<b>2022/23 FINANCIAL YEAR PROJECTS</b>			
Creighton Sport Center phase 2	The project is complete, Close-out report was received.		
Mafohla Community Hall	The project is practical complete and under the defect liability period, to lapse by the 30 November 2025.		
Underberg Asphalt Road Phase 4	The project is practical complete and under the defect liability period.		
<b>FINANCIAL YEAR MIG PROJECTS 2024/25</b>			
Maguzwana Sport fields	The project is practical complete, currently under defect liability period.		
	The project is practical complete		
Thonsini Hall and Creche	The project is practical complete and under the defect liability period.		
Khubeni Creche	The project is practical complete and under the defect liability period.		
Zwelisha creche	The project is practical complete and under the defect liability period.		
Siyathuthuka creche	The project is practical complete and under the defect liability period.		
Bulwer Asphalt phase 8 Section 3	Project is practical complete.		



Project Name	Nov-25	Reason for Delays	Remedial Action
<b>ELECTRIFICATION PROJECTS 2024/2025</b>			
Amakhuze/Cabazi phase 7	Project is practical complete.		
Lamington to Greater Stepmore 5.3 km MV line	Project is practical complete busy with snags		
Greater Khukhulela/Nomagaga phase 7	Project is practical complete busy with snags		
Greater Ngwagwane Phase 7	Project is practical complete busy with snags	Project is practical complete busy with snags	
Greater Nkwezela phase 7	Project is practical complete busy with snags		
Greater Nkumba/Magwaneni Phase 7	Project is practical complete busy with snags		

Project Name	Nov-25	Reason for Delays	Remedial Action
<b>2023/24 FINANCIAL YEAR INTERNAL PROJECTS</b>			
Upgrading of himeville township asphalts road	The project is practical complete		
Bus Shelters	Project is practical complete		
Ntwasahlobo to Ridge pedestrain bridge	Project is at a tender adjudication stage for the appointment of the suitable service provider(Contractor)		
Ndlangisa pedestrain bridge	Contractor has been appointed for the implementation of the project, sod turning was held on 18 November 2025, Contractor is busy with site clearance.		
Gobhogobho pedestrain bridge	Project is at a tender adjudication stage for the appointment of the suitable service provider(Contractor)		
Half my right pedestrain bridge	Project is at a tender adjudication stage for the appointment of the suitable service provider(Contractor)		
Centocow phase 3	Project is practical complete and is under defect liability period		
Storm Water installation	Project is at tender adjudication stage for issuing of order numbers to plant hire service provider.		
<b>FINANCIAL YEAR INTERNAL PROJECTS 2022/2023</b>			
Creighton Storeroom	The project is practical complete		

Project Name	Nov-25	Reason for Delays	Remedial Action
<b>Bulwer Town Upgrade Phase 2</b>	Construction in progress the only is portion of side walks where the contractor waiting for removal of illegal containers placed by local traders and procurement of markets stalls. That process will take place after finalisation of final designs to cater for new submission/ proposal from beneficiaries and LED unit, PWBS Depart. to have a meeting with LED unit and project stakeholder.		
<b>20FINANCIAL YEAR PROJECTS 2022/2023</b>			
<b>Creighton Sport Center phase 2</b>	The project is practical complete.		
<b>Mafohla Community Hall</b>	The project is practical complete and under the defect liability period, to lapse by the 30 November 2025.		
<b>Underberg Asphalt Road Phase 4</b>	The project is practical complete and under the defect liability period.		