



A Better Place for All

Main Street
Creighton, 3263

P.O Box 62

Creighton 3263

Phone: +27 39 833 1038

Fax: +27 39 833 1179

Email: mailbox@ndz.gov.za

www.ndz.gov.za

FINANCE COMMITTEE MEETING

AGENDA

FOR THE MEETING TO BE HELD ON

THURSDAY, 18TH AUGUST 2022

AT 13:00 pm.

IN COUNCIL CHAMBER, CREIGHTON

FINANCE COMMITTEE MEETING

NOTICE OF A FINANCE COMMITTEE MEETING

Dear Members

MEETING OF A FINANCE COMMITTEE

Notice is hereby given in terms of the Municipal Finance Management Act, No. 56 of 2003, that a Finance Committee Meeting of the **Dr. Nkosazana Dlamini- Zuma Local Municipality will be held on the 18th May 2022 (Thursday) at 13:00pm, in Council Chamber, Creighton** for the purpose of considering the items as contained in the attached agenda.

Isaziso somhlangano ngokwesigaba 56 somthetho olawula oHulumeni basekhaya (Municipal Finance Management Act No. 56 of 2003) kuzokuba nomhlangano wekomidi lakwa **Finance Committee Meeting** ozobanjwa ngomhla zingama 18 kuNcwaba ngoLwesine, **ngehora lesishumi nantathu ntambama, kwi Council Chamber, Creighton** ukuze kubukwe lezizindaba eziqukethwe yile agenda.

Yours faithfully



CLLR. P.S. Msomi
Chairperson/Mayor

DR NKOSAZANA DLAMINI-ZUMA LOCAL MUNICIPALITY FINANCE COMMITTEE MEETING

DATE AND TIME : 18th AUGUST 2022 AT 13H00pm

VENUE : IN COUNCIL CHAMBER, CREIGHTON

AGENDA

Item no.	Topic	Reports	Responsibility	Page no.
1.	Opening: Moment of Reflection		Chairperson	
2.	Notice of the Meeting		MM/CFO	
3.	Applications for Leave of Absence		Chairperson	
4.	Acceptance of the Agenda		Chairperson	
5.	Declaration of interest		Chairperson	
6.	Announcements		Chairperson	
7.	Presentations		Chairperson	
8.	Approval of Previous Minutes: <ul style="list-style-type: none"> Minutes of the 14th June 2022 Minutes of the 12th July 2022 		Chairperson	
9.	FINANCE REPORTS: <ol style="list-style-type: none"> Preliminary Monthly in year Monitoring Financial Report for the Month of 31 March 2022. Report on the Downtime of Accounting System Expenditure Management Report for July 2022 Supply Chain Management Report for July 2022 Report on Contract Management as at July 2022 Contract register as at 31 July 2022 Report on Fleet Management 		CFO CFO CFO CFO CFO CFO	01 36 64 80 108 116 118
10.	Reports for Consideration	Nil	Chairperson	
11.	In committee Reports	Nil	Chairperson	
12.	Notice of Motion	Nil	Chairperson	
13.	Urgent Reports allowed only with the consensus of the chairperson:	Nil	Chairperson	
14.	Dates of the next meetings/Schedule of meetings		Chairperson	
15.	Closure		Chairperson	

MINUTES OF DR NDZ FINANCE COMMITTEE MEETING HELD ON THE 14th JUNE 2022 AT 09:00AM IN COUNCIL CHAMBER, CREIGHTON

Present:	Cllrs	P.S. Msomi N.C. Dlamini D.R. Ngcamu B.B Ntshiza	Chairperson Committee Member Committee Member Committee Member
	Merrs	S.V. Mngadi P. Mtungwa M.W. Dlamini N. Wela	PWBS Manager Deputy CFO Protection Services Manager Assets Manager
	Mesdames	N. Khuboni C.T. Ngobese	Budget & Reporting Accountant Senior Committee Officer
Leave of Absence:		N.C. Vezi K.M.B. Mzimela Z. Mlata J. Sondezi J. Mazibuko I.T Shoba	Municipal Manager CFO Senior Manager Community Services Senior Manager Corporate Support Services Manager: Town Planning Councillor

ITEMS	MINUTES	ACTION & TIMEFRAME
01.	<u>OPENING: MOMENT OF REFLECTION:</u> The Chairperson opened the meeting by warmly welcoming all present. Then the Senior Committee Officer prayed for the meeting.	
02.	<u>NOTICE OF THE MEETING</u> The Deputy CFO read the Notice of the meeting.	
03.	<u>APPLICATION FOR LEAVE OF ABSENCE:</u> <ul style="list-style-type: none"> • Cllr Shoba: attending a Town Planning Portfolio Committee workshop. • The MM: to join the meeting at a later stage. • The CFO: attending a court case. • The Community Services Manager is on sick leave. • The Senior Manager Corporate & Support Services: having personal commitments. • The Manager: Town Planning: attending another meeting. <p>The Chairperson was not happy with the attendance of HODs in a meeting although it is understandable that they have other</p>	

	commitments nevertheless if it takes that we have to reschedule these meetings due to other commitments requiring HODs we should do so because they are also needed to attend the Finance Committee. She urged that they need to take note of the importance of their presence from this Committee since it deals with the finances of the whole institution and also give guidance to other Council's Committees.	
04.	<p><u>ACCEPTANCE OF THE AGENDA</u></p> <p>With Councillor Ntshiza PROPOSING and Cllr Ngcamu SECONDING it was unanimously,</p> <p style="text-align: center;">RESOLVED</p> <p>To accept the agenda dated 14th June 2022 with the above item.</p>	
05.	<p><u>DECLARATION OF INTEREST:</u></p> <ul style="list-style-type: none"> • There was none. 	
06.	<p><u>OFFICIAL ANNOUNCEMENTS:</u></p> <ul style="list-style-type: none"> • The Chairperson announced that on the 15th of June 2022 there is an LAC meeting to be held in Bulwer @ 10:00am and all Cllrs were invited to attend. • The Deputy CFO announced that on the 22nd - 23rd June 2022 the KZN Provincial Legislature would be visiting our Municipality to do a follow-up on the visits that was in 2012 and 2014. 	
07.	<p><u>PRESENTATIONS:</u></p> <ul style="list-style-type: none"> • There were no presentations presented. 	
08.	<p><u>APPROVAL OF PREVIOUS MINUTES</u></p> <p><u>17th May 2022</u></p> <p>With Cllr Ntshiza PROPOSING and Cllr Ngcamu SECONDING it was unanimously,</p> <p style="text-align: center;">RESOLVED</p> <p>To adopt minutes of the 17th May 2022.</p> <p>Councillor Ntshiza PROPOSED that in future we have a draft of Action plan/Resolutions Register arising from what was discussed on previous meetings so that they will know what actions have been taken, SECONDED by Councillor Ngcamu.</p> <p>It was unanimously RESOLVED to have a draft of Action plan/Resolution Register arising from what was discussed on previous meetings so that they will know what actions have been taken to address issues raised and resolutions taken.</p>	

09.

09.01.

**PRELIMINARY MONTHLY IN YEAR MONITORING
FINANCIAL REPORT FOR THE MONTH OF 31st MAY
2022:**

The Deputy CFO reported on the abovementioned item. He informed the committee that the purpose of the report is to comply with Section 71 of the Municipal Finance Management Act (MFMA) and the requirements as promulgated in the Gazette No 32141 of 17 April 2009. A detailed report was attached to the agenda for more information.

Summary of financial performance for the period:

Actual Opex to Budgeted Opex	81%
Actual Opex to Budgeted Opex	71%
Actual Capex to Budgeted Capex	60%
Employee related cost	78%
Councillors Remuneration	87%
Conditional Grants Expenditure	69%
Creditors Age Analysis	100%
Debt Collection rate	86%

Grants Funded Capital: The capital grant allocation for the financial year was **R36,5 million** as per Dora allocation. In the month of May 2022 spending is **R4 256 767.70** and ad YTD the spending is **R36 131 075.56**.

Integrated National INEP of **R9,7 million** was allocated. The grants reflect **R 2,711,997.11** spending in the month of May 2022 and YTD is **R 8,887,634.2**

The Municipality submitted roll-over application together with the Annual Financial statement on the 31st August 2021, the municipality has received an approval letter of **R 20,3 million** for Covid-19 Grant from National Treasury, and approval communication from dept. of Economic Development for the Greenest Municipality Awards of **R375,000.00**.

The provincial grant roll-over for the building plans management for **R80,000.00** was not approved by the department as these are

savings on the grant it has to be returned to the department upon completion of the projects in terms of clause 13 grant's agreement.

Anti-corruption grant of **R 133,983.00** was approved by the department, items relating to the grants are in progress, expenditure will be reported before the end of financial year.

Title deeds restoration grant of **R200,000.00** was approved for roll-over.

Total Investments as at the end of May 2022 amounted to **R176, 844, 226.14**.

RECOMMENDATIONS:

1. That in compliance with, Section 71 of the MFMA and in terms of Government Notice 32141 dated 17 April 2009, regarding the Local Government: Municipal Finance Management Act 2003 Municipal Budget and Reporting Regulations the preliminary financial results regarding the operating and capital budgets for the period ended 31 May 2022 and supporting documents as required by National Treasury (Schedule C) be submitted to full Council.
2. To comply with Section 31(1) of the Government Gazette No. 32141 of 17 April 2009 this report is submitted to the National Treasury and the relevant Provincial Treasury **within five days** of tabling the report in the Municipal Council.

That the Council Committee approves:

- Surplus for the period ending 31st May 2022 of R65, 545, 159.82.
- Cash & Equivalent for the period ending 31st May 2022 of R190,970,178.67.
- Capital Expenditure for the period ending 31st May 2022 of R58,810,473.03.
- Trade receivables for the period ending 31st May 2022 were R 77, 401, 860.90
- Trade and other payables for the period ending 31st May 2022 of R272, 070.56
- Conditional grants for the period ending 31st May 2022 wof R 13,368,562.72.
- That the Committee notes the withdrawals from the bank account, attached under supporting documents in the report, in terms of Municipal Finance Management Act, Sec 11(4).

	<p><u>REPORT ON COST CONTAINMENT MEASURES FOR 2021/22 F/Y</u></p> <p>The Deputy CFO gave a report on the above-mentioned item. The purpose of the report was to present 2021/22 Annexure D of Circular 97 for Cost Containment Measures for the third quarter for consideration and adoption by the Council.</p> <p>Attached was Annexure D of Circular 97 for Cost Containment Measures for third quarter of 2021/22 F/Y.</p> <p>The total year to date budget (Q1 to Q3) is R14,532,372,75 and the total year to date savings amounted to R7,639,416,44. The total budget for items identified for cost containment in terms of cost containment regulations is R19,376,497.00 and the total savings is R12,483,540,69.</p> <p>It was further recommended that the Council note the report and adopt Annexure D of Circular 97 for Cost Containment Measures for third quarter of 2021/22 F/Y.</p>	
09.02.	<p><u>PAYROLL RECONCILIATION REPORT</u></p> <p>The Deputy CFO gave a presentation on the abovementioned item. The purpose of the report was to inform the Executive Council on the salaries & wages expenditure for the month of May 2022 in terms of Section 66 of the MFMA guidance.</p> <p>Total monthly spent was 86% and YTD was 78%.</p> <p><u>RECOMMENDATIONS:</u></p> <p>That Council Committee note the report.</p>	
09.03.	<p><u>EXPENDITURE MANAGEMENT:31st MAY 2022</u></p> <p>The Deputy CFO gave a presentation on the abovementioned item.</p> <p>The purpose of the report was to report to the committee on the revenue and debtor's management as at 31st May 2022.</p> <p>The Accounting Officer of a municipality is responsible for the management of the expenditure of the municipality. The accounting officer must take all reasonable steps to ensure that the municipality has and maintains an effective system of expenditure control, including procedures for approval, authorization, withdrawal, and payments of funds.</p> <p>Attached were reports on the following:</p> <ul style="list-style-type: none"> • Payment listing of Dr. NDZ Municipality 	

	<ul style="list-style-type: none"> • Top ten creditors • Free basic electricity <p>The total highest paid creditor for May 2022 was R11,572,777.89.</p> <p>RECOMMENDATIONS:</p> <ul style="list-style-type: none"> • That the committee notes the report 	
09.04.	<p><u>DEBTORS AND REVENUE MANAGEMENT REPORT FOR 31ST MAY 2022:</u></p> <p>The Deputy CFO reported on the abovementioned item. The purpose of the report was to provide information to the committee on the revenue and Debtor's Management for 31st May 2022.</p> <p>The Dr. Nkosazana Dlamini Zuma Municipality council must ensure all the money which is due and payable to the council is collected and for this purpose has adopted the credit control policy and debt collected policy consistent with its tariffs and complying with the provisions of the relevant legislation. The interest is added to all outstanding debtors. The Municipality has budgeted for the provision of bad debt.</p> <p>Attached to the report were the following annexures:</p> <ol style="list-style-type: none"> 1. Age analysis 31st May 2022 2. Debt Collection report 31st May 2022 3. Data cleansing report 31st May 2022 4. Revenue Enhancement Strategy 31st May 2022 <p>The total amount of Traffic fines for notices issued was R525,090.00 and the total received was R137,057.04.</p> <p>The total amount on Animal Pound received in Himeville and Creighton was R323,091,16.</p> <ul style="list-style-type: none"> • The debtor's book has increased in May 2022 by 0,61% to R77 875 183,07 with the debtor collection rate to billed revenue at 86,28% for the current year. • Cash collected for May 2022 amounted to R3,463,438.71. • An amount of R1,042,958.18 from July 2021 to date has been paid to support free basic electricity assistance on 12 636 occasions. • Traffic fines debtors remain a concern, and improved collection strategies are being implemented. An amount of R137,057.04 has been collected to date with R525,090.00 traffic notices issued. • The revenue and debt collection unit has noted that more people are paying for their accounts since a dual collection 	

	<p>strategy has been implemented (the debt collection process is done both in-house and supplemented by legal attorneys).</p> <p>Nine customers contact information such as contact number, email and postal were updated on Samras and their accounts were also added on monthly emailing of statement.</p> <p>Government Debts: Department of Public works (Provincial):</p> <ul style="list-style-type: none"> • 27 properties have been identified as a Provincial Public Works with a total outstanding amount of R4,265,402.40. • Public works will send one of their official to do a physical verification to find of what properties are being used for e.g. school, clinic etc. • Five out of 25 properties with an outstanding amount of R877,989.86 have been verified by public works official. Currently preparing invoices for submission. • 2021/22 Annual invoices amounting to R5,220,562.50 have been prepared and submitted to provincial public works, currently waiting for payment. • In the month of November 2021 an amount of R1,246,000.00 was paid by provincial works. • In the month of December 2021 an amount of R3,783,735.00 was paid by provincial works. • In the month of January 2022 an amount of R80,325.00 was paid by provincial works. • In the month of March 2022 invoices for the newly identified properties amounting to R3,266,564.44 were submitted to public works. • Payment of R1,377,098.99 was paid by public works in the month of April 2022. <p>Department of Public works (National): nine properties have been verified as of National Public works properties with a total outstanding balance of R1,036,694.81.</p> <p>RECOMMENDATIONS:</p> <ul style="list-style-type: none"> • That the committee notes the report. 	
09.05.	<p><u>REPORT ON SUPPLY CHAIN MANAGEMENT UNIT FOR THE MONTH ENDED 31st MAY 2022:</u></p> <p>The Deputy CFO reported on the abovementioned item. The purpose of the report was to present the implementation of the Supply Chain Management Policy on the purchases made by the</p>	

municipality for the month ended 31ST May 2022. A detailed report was attached to the agenda.

Financial Implication/Expenditure

1. Deviations	: R773,775.72
2. Irregular Expenditure	: R 0,00
3. Fruitless and Wasteful Expenditure	: R 0.00
4. Unauthorized Expenditure	: R0,00
5. Orders below R30 000,00 (Once off)	: R108 126.03
6. Orders for contracted services	: R655,649.20
7. Awards between R30, 0000.01- R200 000,	: R527,432.25
8. Awards more than R200 000,01	: R2,139,730
9. Fuel Orders	: R 12,000.00
10. Funeral	: R7,500.00
11. Transversal Contract	: R1,220,530.00
12. Contracted/Panels	: R10,465,135.62

ANNEXURES:

1. Annexure "A"- Deviation and Unauthorized, Fruitless, and wasteful expenditure
2. Annexure "B" –Orders below R30 000,00 (once-off)
3. Annexure "C" – orders for contracted services
4. Annexure "D" – Between R30 000,01 - R200 000,00
5. Annexure "E" – Awards more than R200 000,01
6. Annexure "F" -Fuel orders
7. Annexure "G" – Funeral orders
8. Annexure "H" – Transversal expenditure
9. Annexure "I" – Panel

- The Summary of total orders for May was **R15,909,878.82**
- Deviation for May 2022 was: **R773,775.72**
- Formal written quotations for orders between R 2 001-R 30 000 was **R 103 356.50**
- Total petty cash expenses and orders between R0.01 – R 2000 for the month were **R4, 769.53**
- Orders issued for Contracted services amounted to **R 655 649.20**
- Written quotations between R 30 000,01 to R 200 000,00 for May 2022 was: **R527,432.25.**
- Bids above R200 000.01 awarded in the period of May 2022 was **R2,139,730.00.**
- The Total for Petrol orders for May 2022 was **R12,000.00**
- The burial assistant's total amount spent in May 2022 was **R 7 500**
- Awards through Treasury Transversal Contract **R 1 220 530**
- Contracted awards through Municipal Panel of Service Providers **R 10 465 135.62**

	<ul style="list-style-type: none"> • Unauthorised and irregular expenditure was nil and there were no minor breaches to be reported. <p>RECOMMENDATIONS: That the Committee notes the report.</p>	
09.06.	<p><u>REPORTS ON CONTRACTS MANAGEMENT AS OF 31st MAY 2022</u></p> <p>The Deputy CFO gave a presentation on the abovementioned item. The purpose of the report was to comply with section 116 of the Municipal Finance Management Act No. 56 of 2003 (MFMA) and the requirements as promulgated in the Contract Management Framework.</p> <p>It is also to ensure good governance, financial viability, and optimal institutional transformation with the capacity to execute its mandate.</p> <p>Report to National Treasury on Awards more than R100 000.00. The name of the bidders was as follows:</p> <ul style="list-style-type: none"> • Mantungu Trading and projects (PTY) LTD appointed for supplying and delivering brush cutters and ride on mower with a contract value of R700,000.00 • Mathuthu Trading Enterprise (PTY) LTD: Supply and deliver Agricultural material at a value of R423,013.00. • Khwezi and Samkelo (PTY) LTD: Extension of Himeville pound fence at a value of R499,730.00. <p>RECOMMENDATIONS: That in compliance with, Section 116 of the MFMA and Contract Management Framework the report be noted by Council Committees and approved by the Council.</p>	
09.07.	<p><u>REPORT ON CONTRACT REGISTER AS AT 31ST MAY 2022</u></p> <p>The Deputy CFO gave a presentation on the abovementioned item. A copy of the report was attached to the agenda.</p> <p>RECOMMENDATIONS: That the Committee note the report.</p>	
09.08.	<p><u>SCM POLICY</u></p> <p>The Deputy CFO gave a presentation on the above mention item which was attached to the agenda.</p>	

	<p>The purpose of the report was to seek the Council approval on the amendments effected on the Supply Chain Management policy.</p> <p>Recommendations: Council's Committees to note the report.</p>	
09.09.	<p><u>COMMENTS AND INPUTS BY THE COMMITTEE:</u> <u>COMMENTS BY CLLRS</u></p> <ul style="list-style-type: none"> • Cllr Dlamini sought clarity on page 3 of the preliminary monthly in year monitoring financial report, whether the Summary of Financial status vs Summary of Financial ratios/performance talks to each other e.g. in May Conditional grant percentage is @ 69% also in April again was at 69% however the figures of the two months have changed and how does it happen. • With regards to EPWP incentives Cllr Dlamini sought out clarity on how the municipality was going to pay individuals working for EPWP going forward as the grant was reported as fully spent. • Cllr Dlamini again asked about what other steps the municipality will take against the debtors that owed more than three months besides handing them over to the attorneys. • Cllr Ntshiza had a concern of doing justice to give themselves sometime to look thoroughly at the budget. He believed that the time was limited and he would suggest that in future they give it justice to look at it more thoroughly because there are line items that they needed to look at e.g. policies and many more other items. • Cllr Ntshiza sought out clarity with regards to PWBS projects and their percentages, some are appearing with 100% and the Consultancy being appointed. He also asked as to when the Councillors were entitled to get the designs of projects. • On page 65, The Chairperson asked the reasons why the Traffic fines for May 2022 had dropped drastically then other previous months. • The Chair also sought clarity on page 66, why Creighton pound had increased the percentage of revenue income received in May 2022. • She also enquired on page 93, regarding the Travel agent as to why lunch for meetings are catered for by it, and that she was not satisfied with the service that our Travel agent was 	

giving the municipality, under contracts management report where the service provider's performance was rated good, the Travel Agency should not be rated as good since they do not excel on what they are obliged to do by the municipality. They are not booking on time e.g. Ward Committee workshop bookings was done late just because they had to lay complaints to the MM before they do their job. The Chairperson requested that Management fix issues with the Travel Agency as it always give them issues when they have to be accommodated.

- With regards to Bid Committees the Chairperson requested reasons why were they sitting once and if the delay was caused by the people who were sitting from the Committee should be replaced by others and the MM must immediately deal with it so that the service delivery flows to our communities.
- The Chairperson requested from Management whether it was possible to fast-track the purchase of Cllrs vehicles as at the 1st July 2022, the Mayor's vehicle breaks down now and again.

MANAGEMENT RESPONSES

- The Chairperson answered Cllr Ntshiza with regards to Budget processes by indicating that they are aware of limited time for the budget processes, they note that the budget process starts in September hence Cllrs were not there till October 2021. She promised that with the coming financial year they will be able to start on time and give the budget it's time to follow the right procedures.
- Mr. Mngadi responded with regards to EPWP grant allocation, that they receive a Grant allocation on an annual basis which is completed but there is a top up that they did on the adjustment budget so that the beneficiaries will get their salaries until the end of this financial year.
- With regards to Asphalt projects, you will find that there are projects that are from the last financial year and overlap to the following financial year and have reached the completion stage. There is a service provider that has been appointed for the designs. On the Expenditure side Mr. Mngadi stated that there is a hope that there will be an improvement as we speak the projects are running on the ground.
- Mr. W. Dlamini answered with regards to Creighton Pound that there was an auction happened at the beginning of May 2022 and most of the revenue was coming from that auction.

	<ul style="list-style-type: none"> • He also answered with regards to Traffic fines and indicated that there are different factors that has an influence to the increase and decrease of cash flow for the traffic trailer. Sometimes the weather patterns do allow the use of a Trailer, if you introduce a system that will help you collect cash, equally as well people come up with strategies of counter acting that system. They have discovered lately that some of the people go to court to request amnesty or not to pay at all. Also, if the vehicles of offenders do not go pass the area where there is a Trailer then you cannot be able to collect. Motorist tell each other to change the route, then you will see that the traffic fines/collections decreases. • Mr. Wela answered with regards to debtors who were three months behind. People are engaged on different platforms and processes of collection before they arrive into an arrangement of paying. The three months behind is after they have run through the whole process with internal resources and the next step will be to transfer them to the Attorneys once they are behind on their payment arrangement. • He also expressed what RCC stands for (Rates clearance certificate) which is linked to customer care. • With regards to Travel Agency, the Deputy CFO indicated that they use it for travelling and catering e.g KFC etc. he emphasized that they were also not satisfied with the treatment/services they received on the last meeting that was attended by the Ward Cllrs and Ward Committees. They were supposed to inform Management on time if they were not going to perform their duties or they would not be able to pay R900 000.00 to the hotel and claim after wards. The Deputy CFO promised that they will have a meeting with them just to iron some of the things and ensure that in future it does not happen again. • With regards to Bid Committee sitting, the Deputy CFO replied by stating that it depends on the number of issues they are dealing with. Warning letters were issued to those that were not attending as expected. • The Deputy CFO promised to do a follow-up with regards to the purchase of Cllrs vehicles especially for the Mayor as her vehicle is in a bad condition. • Mr. Mngadi answered with regards to designs by stating that immediately when they are finalized before the projects starts they are presented to the Steering Committee of that project then further to PWBS Portfolio Committee for approval. • Regarding the issue of Radio slot Management requested to do a follow-up and report on it on the next meeting. <p>Cllr B. Ntshiza PROPOSED to note all presented reports, SECONDED by Cllr N.C. Dlamini, it was unanimously</p>	<p>Management to report back on the next meeting</p>
--	---	---

	<p style="text-align: center;">RESOLVED</p> <p>To note the all the above presented Finance reports for the meeting held on the 14th June 2022.</p>	
09.10.	<p><u>CLOSURE:</u></p> <p>With nothing further to discuss the Chairperson requested the MM to pray for the meeting and thanked all members for their contribution to the meeting and then declared the meeting closed at 11:12.</p>	

The meeting was declared closed at 11:12

Cllr P. S Msomi
Mayor/Chairperson

Date

**MINUTES OF DR NDZ FINANCE COMMITTEE MEETING HELD ON THE 12th JULY
2022 AT 10:00 AM IN COUNCIL CHAMBER, CREIGHTON**

Present:	Cllrs	P.S. Msomi N.C. Dlamini D.R. Ngcamu B.B Ntshiza I.T. Shoba	Chairperson Committee Member Committee Member Committee Member Committee Member
	Merrs	N.C. Vezi KMB Mzimela J. Sondezi P. Mtungwa S.S. Zondi	Municipal Manager CFO Corporate Support Services Manager Deputy CFO Senior Committee Officer
	Mesdames	J.V. Radebe	PMU Manager
	Leave of Absence:	S.V. Mngadi Z. Mlata W.M. Dlamini	PWBS Manager Community Services Manager Protection Services Manager

ITEMS	MINUTES	ACTION & TIMEFRAME
01.	<u>OPENING: MOMENT OF REFLECTION:</u> The Chairperson opened the meeting by warmly welcoming all present. She then asked Cllr. D.R. Ngcamu to lead the meeting with a prayer.	
02.	<u>NOTICE OF THE MEETING</u> The Municipal Manager read the Notice convening the meeting.	
03.	<u>APPLICATION FOR LEAVE OF ABSENCE:</u> <ul style="list-style-type: none"> • Mr. S.V. Mngadi: Other commitment • Mr. W.M. Dlamini: Attended the interviews • Ms. Z. Mlata: On sick leave • Cllr. B.B. Ntshiza: Late arrival (he arrived at 11:10 a.m.) 	
04.	<u>ACCEPTANCE OF THE AGENDA</u> With Councillor N.C. Dlamini PROPOSING and Cllr I.T. Shoba SECONDING it was unanimously, RESOLVED To accept the agenda with the following amendments:	

	<ul style="list-style-type: none">Item 08.01. Confirmation of minutes of the previous meeting that was held on the 14th June 2022 to be considered in the next meeting.Item 09.10 Report on the Grant Register to be considered in the next meeting.													
05.	<u>DECLARATION OF INTEREST:</u> <ul style="list-style-type: none">None.													
06.	<u>OFFICIAL ANNOUNCEMENTS:</u> <ul style="list-style-type: none">The Chairperson announced that Councillors’ Workshop on Life and Property Insurance would be conducted today at 13H00 at Council Chamber in Creighton.She also announced that the Cleanup Campaign would be conducted at Bulwer on the 13th July 2022.The Municipal Manager announced that the advert of the positions of Senior Managers was closing yesterday, the 11th June 2022; The MM and the Corporate Support Services Manager would create a program of the recruitment process and submit it to the Mayor.													
07.	<u>PRESENTATIONS:</u> <ul style="list-style-type: none">There were no presentations presented.													
08.	<u>APPROVAL OF PREVIOUS MINUTES</u> <u>14th June 2022</u> The committee deferred the minutes to the next meeting.													
09. 09.01.	<u>PRELIMINARY MONTHLY IN YEAR MONITORING FINANCIAL REPORT FOR THE MONTH OF JUNE 2022:</u> The CFO reported on the abovementioned item. He informed the committee that the purpose of the report was to comply with Section 71 of the Municipal Finance Management Act (MFMA) and the requirements as promulgated in the Gazette No 32141 of 17 April 2009. A detailed report was attached to the agenda for more information. Summary of financial performance for the period: <table><tr><td>Actual Opex to Budgeted Opex</td><td>97%</td></tr><tr><td>Actual Opex to Budgeted Opex</td><td>77%</td></tr><tr><td>Actual Capex to Budgeted Capex</td><td>68%</td></tr><tr><td>Employee related cost</td><td>85%</td></tr><tr><td>Councillors Remuneration</td><td>95%</td></tr><tr><td>Conditional Grants Expenditure</td><td>86%</td></tr></table>	Actual Opex to Budgeted Opex	97%	Actual Opex to Budgeted Opex	77%	Actual Capex to Budgeted Capex	68%	Employee related cost	85%	Councillors Remuneration	95%	Conditional Grants Expenditure	86%	
Actual Opex to Budgeted Opex	97%													
Actual Opex to Budgeted Opex	77%													
Actual Capex to Budgeted Capex	68%													
Employee related cost	85%													
Councillors Remuneration	95%													
Conditional Grants Expenditure	86%													

	Creditors Age Analysis	100%	
	Debt Collection rate	86%	
	<p><u>RECOMMENDATIONS:</u></p> <ol style="list-style-type: none"> 1. That in compliance with, Section 71 of the MFMA and in terms of Government Notice 32141 dated 17 April 2009, regarding the Local Government: Municipal Finance Management Act 2003 Municipal Budget and Reporting Regulations the preliminary financial results regarding the operating and capital budgets for the period ended 31 May 2022 and supporting documents as required by National Treasury (Schedule C) be submitted to full Council. 2. To comply with Section 31(1) of the Government Gazette No. 32141 of 17 April 2009 this report is submitted to the National Treasury and the relevant Provincial Treasury within five days of tabling the report in the Municipal Council. <p>That the Council Committee notes the following:</p> <ul style="list-style-type: none"> • Surplus for the period ending 30TH June 2022 of R57 049 759,05. • Cash & Equivalent for the period ending 30th June 2022 of R167 549 767,53. • Capital Expenditure for the period ending 30th June 2022 of R66 609 294,10. • Trade receivables for the period ending 30th June 2022 were R 78 366 865,31. • Trade and other payables for the period ending 30th June 2022 of R • Conditional grants for the period ending 30th June 2022 of R 57 710 416,00. • That the Committee notes the withdrawals from the bank account, attached under supporting documents in the report, in terms of Municipal Finance Management Act, Sec 11(4). <p>Proposed by: Cllr. B.B. Ntshiza Seconded by: Cllr. D.R. Ngcamu</p>		
09.02.	<p><u>REPORT ON COST CONTAINMENT MEASURES FOR 2021/22 F/Y</u></p> <p>The CFO gave a report on the above-mentioned item. The purpose of the report was to present 2021/22 Annexure D of Circular 97 for Cost Containment Measures for the third quarter for consideration and adoption by the Council.</p>		

	<p>Attached was Annexure D of Circular 97 for Cost Containment Measures for third quarter of 2021/22 F/Y.</p> <p><u>RECOMMENDATIONS:</u></p> <ul style="list-style-type: none"> • That Council Committee notes the report. • That the Council Committee notes the report and adopt Annexure D of Circular 97 for Cost Containment Measures for third quarter of 2021/22 F/Y. <p>Proposed by: Cllr. B.B. Ntshiza Seconded by: Cllr. D.R. Ngcamu</p>	
09.03.	<p><u>EXPENDITURE MANAGEMENT:30th June 2022</u></p> <p>The CFO gave a presentation on the abovementioned item.</p> <p>The purpose of the report was to report to the committee on the revenue and debtor's management as at 30th June 2022.</p> <p>The Accounting Officer of a municipality is responsible for the management of the expenditure of the municipality. The accounting officer must take all reasonable steps to ensure that the municipality has and maintains an effective system of expenditure control, including procedures for approval, authorization, withdrawal, and payments of funds.</p> <p>Attached were reports on the following:</p> <ul style="list-style-type: none"> • Payment listing of Dr. NDZ Municipality • Top ten creditors • Free basic electricity <p>The total highest paid creditor for June 2022 was R2 962 283.24.</p> <p><u>RECOMMENDATIONS:</u></p> <ul style="list-style-type: none"> • That the committee notes the report <p>Proposed by: Cllr. B.B. Ntshiza Seconded by: Cllr. D.R. Ngcamu</p>	
09.04.	<p><u>DEBTORS AND REVENUE MANAGEMENT REPORT FOR 30th JUNE 2022:</u></p> <p>The CFO reported on the abovementioned item. The purpose of the report was to provide information to the committee on the revenue and Debtor's Management for 30TH June 2022.</p> <p>The Dr. Nkosazana Dlamini Zuma Municipality council must ensure all the money which is due and payable to the council is collected and for this purpose has adopted the credit control policy and debt collected policy consistent with its tariffs and complying with the provisions of the relevant</p>	

	<p>legislation. The interest is added to all outstanding debtors. The Municipality has budgeted for the provision of bad debt.</p> <p>Attached to the report were the following annexures:</p> <ol style="list-style-type: none"> 1. Age analysis 30th June 2022 2. Debt Collection report 30th June 2022 3. Data cleansing report 30th June 2022 4. Revenue Enhancement Strategy 30th June 2022 <p>RECOMMENDATIONS:</p> <ul style="list-style-type: none"> • That the committee notes the report. <p>Proposed by: Cllr. B.B. Ntshiza Seconded by: Cllr. D.R. Ngcamu</p>	
09.05.	<p><u>PROCUREMENT PLAN PROGRESS REPORT FOR 30th JUNE 2022:</u></p> <p>The CFO reported on the abovementioned item. The purpose of the report was to provide information to the committee on the progress regarding the implementation of the 2021/2022 procurement plan in the month of June 2022. A detailed report was attached to the agenda for more information.</p> <p>RECOMMENDATIONS:</p> <ul style="list-style-type: none"> • That the committee notes the report. <p>Proposed by: Cllr. B.B. Ntshiza Seconded by: Cllr. D.R. Ngcamu</p>	
09.06.	<p><u>REPORT ON CONTRACTS MANAGEMENT FOR 30th JUNE 2022:</u></p> <p>The CFO reported on the abovementioned item. The purpose of the report was to comply with section 116 of the Municipal Finance Management Act No. 56 of 2003 (MFMA) and the requirements as promulgated in the Contract Management Framework.</p> <p>It is also to ensure good governance, financial viability, and optimal institutional transformation with the capacity to execute its mandate.</p> <p>RECOMMENDATIONS:</p> <ul style="list-style-type: none"> • That in compliance with, Section 116 of the MFMA and Contract Management Framework the report was noted by Council Committees for approved by the Council. <p>Proposed by: Cllr. B.B. Ntshiza Seconded by: Cllr. D.R. Ngcamu</p>	
09.07.	<p><u>REPORT ON SUPPLY CHAIN MANAGEMENT UNIT FOR THE FOURTH QUARTER OF THE 2021/2022 FINANCIAL YEAR:</u></p> <p>The CFO reported on the abovementioned item. The purpose of the report was to present the implementation of the Supply Chain Management Policy</p>	

	<p>on the purchases made by the municipality in the 4th Quarter of the 2021/2022 financial year. A detailed report was attached to the agenda.</p> <p><u>Financial Implication/Expenditure</u></p> <table><tr><td>1. Deviations</td><td>: R1,367,176.13</td></tr><tr><td>2. Irregular Expenditure</td><td>: R 0,00</td></tr><tr><td>3. Fruitless and Wasteful Expenditure</td><td>: R 1 607.90</td></tr><tr><td>4. Unauthorized Expenditure</td><td>: R0,00</td></tr><tr><td>5. Verbal or Written Quotations</td><td>: R21,604,55</td></tr><tr><td>6. Formal Written Quotations</td><td>: R662,210,37</td></tr><tr><td>7. Orders for contracted services</td><td>: R2,179,241,75</td></tr><tr><td>8. Awards between R30, 0000.01- R200 000,</td><td>: R527,432.25</td></tr><tr><td>9. Tender</td><td>: R4,262,743,00</td></tr><tr><td>10. Fuel Orders</td><td>: R68,000,00</td></tr><tr><td>11. Funeral</td><td>: R24,000,00</td></tr><tr><td>12. Transversal Contract</td><td>: R1,220,530.00</td></tr><tr><td>13. Contracted/Panels</td><td>: R21,935,897,62</td></tr></table> <p>ANNEXURES:</p> <ol style="list-style-type: none">1. Annexure "A"- Deviation and Unauthorized, Fruitless, and wasteful expenditure2. Annexure "B" –Orders below R30 000,00 (once-off)3. Annexure “C” – orders for contracted services4. Annexure “D” – Between R30 000,01 - R200 000,005. Annexure “E” – Awards more than R200 000,016. Annexure “F” -Fuel orders7. Annexure “G” – Funeral orders8. Annexure “H” – Transversal expenditure9. Annexure “I” – Panel <p>RECOMMENDATIONS:</p> <ul style="list-style-type: none">• That the Committee notes the report. <p>Proposed by: Cllr. B.B. Ntshiza Seconded by: Cllr. D.R. Ngcamu</p>	1. Deviations	: R1,367,176.13	2. Irregular Expenditure	: R 0,00	3. Fruitless and Wasteful Expenditure	: R 1 607.90	4. Unauthorized Expenditure	: R0,00	5. Verbal or Written Quotations	: R21,604,55	6. Formal Written Quotations	: R662,210,37	7. Orders for contracted services	: R2,179,241,75	8. Awards between R30, 0000.01- R200 000,	: R527,432.25	9. Tender	: R4,262,743,00	10. Fuel Orders	: R68,000,00	11. Funeral	: R24,000,00	12. Transversal Contract	: R1,220,530.00	13. Contracted/Panels	: R21,935,897,62
1. Deviations	: R1,367,176.13																										
2. Irregular Expenditure	: R 0,00																										
3. Fruitless and Wasteful Expenditure	: R 1 607.90																										
4. Unauthorized Expenditure	: R0,00																										
5. Verbal or Written Quotations	: R21,604,55																										
6. Formal Written Quotations	: R662,210,37																										
7. Orders for contracted services	: R2,179,241,75																										
8. Awards between R30, 0000.01- R200 000,	: R527,432.25																										
9. Tender	: R4,262,743,00																										
10. Fuel Orders	: R68,000,00																										
11. Funeral	: R24,000,00																										
12. Transversal Contract	: R1,220,530.00																										
13. Contracted/Panels	: R21,935,897,62																										
09.08.	<p><u>REPORT ON SUPPLY CHAIN MANAGEMENT UNIT FOR THE MONTH ENDED 30th JUNE 2022:</u></p> <p>The CFO reported on the abovementioned item. The purpose of the report was to present the implementation of the Supply Chain Management Policy on the purchases made by the municipality for the month ended 30TH June 2022. A detailed report was attached to the agenda.</p> <p><u>Financial Implication/Expenditure</u></p> <table><tr><td>14. Deviations</td><td>: R263 437.58.</td></tr><tr><td>15. Irregular Expenditure</td><td>: R 0,00</td></tr></table>	14. Deviations	: R263 437.58.	15. Irregular Expenditure	: R 0,00																						
14. Deviations	: R263 437.58.																										
15. Irregular Expenditure	: R 0,00																										

16. Fruitless and Wasteful Expenditure	: R 1 607.90
17. Unauthorized Expenditure	: R0,00
18. Orders below R30 000,00 (Once off)	: R194 498.70.
19. Orders for contracted services	: R1 282 245.21.
20. Awards between R30, 0000.01- R200 000,	: R1 283 419.69
21. Awards more than R200 000,01	: R1 700 000.00
22. Fuel Orders	: R26 000.00.
23. Funeral	: R10 500.00.
24. Transversal Contract	: R0.00.
25. Contracted/Panels	: R0.00.

ANNEXURES:

10. Annexure "A"- Deviation and Unauthorized, Fruitless, and wasteful expenditure
11. Annexure "B" –Orders below R30 000,00 (once-off)
12. Annexure "C" – orders for contracted services
13. Annexure "D" – Between R30 000,01 - R200 000,00
14. Annexure "E" – Awards more than R200 000,01
15. Annexure "F" -Fuel orders
16. Annexure "G" – Funeral orders
17. Annexure "H" – Transversal expenditure
18. Annexure "I" – Panel

- The Summary of total orders for June was **R15,300,181,08**
- Deviation for June 2022 was: **R263,437,58**
- Verbal and Written Quotations between R0.01 to R2000 was: **R9,892.26**
- Formal written quotations for orders between R 2 001-R 30 000 was **R 184,606,44**
- Orders issued for Contracted services amounted to **R 1,282,245.21**
- Written quotations between R 30 000,01 to R 200 000,00 for June 2022 was R1,283,419,69.
- Bids above R200 000.01 awarded in the period of June 2022 was **R1,700,000.00.**
- The Total for Petrol orders for June 2022 was **R26,000.00**
- The burial assistant's total amount spent in June 2022 was **R10,500,00**
- Awards through Treasury Transversal Contract **R 0**
- Contracted awards through Municipal Panel of Service Providers **R10,628,472,00**
- Unauthorized and irregular expenditure was nil and there were no minor breaches to be reported.

RECOMMENDATIONS:

- That the Committee notes the report.

Proposed by: Cllr. B.B. Ntshiza

Seconded by: Cllr. D.R. Ngcamu

09.09.	<p><u>REPORT ON FLEET MANAGEMENT:</u></p> <p>The CFO gave a presentation on the abovementioned item. The purpose of the report to present to the committee about the duties of the fleet management unit in the month of June 2022. A copy of the report was attached to the agenda for more information.</p> <p>RECOMMENDATIONS:</p> <ul style="list-style-type: none"> • That the Committee note the report. <p>Proposed by: Cllr. B.B. Ntshiza Seconded by: Cllr. D.R. Ngcamu</p>	
09.10.	<p><u>REPORT ON THE GRANT REGISTER</u></p> <p>The committee deferred the report for the next meeting.</p>	
	<p><u>COMMENTS AND INPUTS BY THE COMMITTEE:</u></p> <ul style="list-style-type: none"> • Cllr. I.T. Shoba appreciated the reports. He then sought clarity if the municipality really benefits from the use of a Traffic Trailer because there was no improvement in the debt collection. • He further raised a concern that there was no progress since December 2021 in the Revenue Enhancement strategy regarding the identification of Agricultural Land to let. • Furthermore, he sought clarity as to how the performance of service providers was assessed. He made an example with Coman whose performance was rated as good whereas Councillors on the ground were not satisfied the performance. He mentioned that the service provider did not pay employees their wages and was blaming the municipality of not paying them and the project was on stand still. • He then sought clarity as to what action should Councillors take whereby a project is said to be located at a different area with extra costs implications while it is still at initially identified location. • Cllr. N.C. Dlamini sought clarity regarding the debt collection report that there were people who were reported in the last report as they were three months behind on paying the municipality and in this report there were still three months behind, which showed no progress. • He then appreciated that the travelling agent's performance was rated as bad. • Cllr. D.R. Ngcamu proposed that the Finance Committee should conduct project visits on the highest paid creditors. • He further sought clarity regarding the cause of high fuel usage on the two vehicles, NIP 841 and NIP 1796. 	

- Furthermore, he sought clarity if a person could individually apply for Free Basic Electricity at any time or should wait for a certain municipal period.
- Cllr. B.B. Ntshiza apologized for late arrival to the meeting. He then appreciated the provincial municipal achievement in terms of performance.
- He further appreciated the Grant received by the municipality through its employees with regards to the LED Summit. He then encouraged that all municipal sections should also do the same in trying to source funds externally in order to boost the municipal budget.
- He then seconded the proposal made by Cllr. D.R. Ngcamu of visiting projects by adding that projects should be visited at all Wards so that the committee would have information about projects located at other Wards to avoid only knowing about projects that are on their Wards.
- Furthermore, he sought clarity as to which Commonage fencing project that the report referred to as complete. He then suggested that regarding the street lights, the PWBS Department should look at how the municipality should deal with the issue of fixing them because in the recent fixing projects when they were putting new ones those that were not changed they were becoming dead/dysfunctional.
- The Chairperson sought clarity regarding the Anti-Fraud and Corruption Grant roll over application if it was for the 2022/23 or 2023/24 financial year.
- She further sought clarity regarding the contractual services involving community programmes that did not take place and led to under spending of 37%.
- Furthermore, she appreciated the improvement in Traffic Fines collection. She then sought clarity if the municipality could not achieve community safety through the use of traffic personnel without the use of a Traffic Trailer taking into consideration the expensiveness of the trailer software.
- She then sought clarity as to the responses provided by the Travel Agent during the meeting that the management had with them.
- She lastly sought clarity as to when Councillors vehicles were going to be purchased/procurement status.

MANAGEMENT RESPONSES

- The Municipal Manager informed the committee that the projects visit report has been sent to the Office of the Mayor so that the Mayor could provide with the dates. He mentioned that there were also projects that were already handed over that would also be visited. He

	<p>then clarified that it is difficult for the municipality to hire security guards to look after sport fields because they are very expensive.</p> <ul style="list-style-type: none"> • The Municipal Manager further promised that the municipality through the PWBS Department would look at the issue of street lights. • Regarding the Travel Agent meeting, the Municipal Manager explained that the service provider made a commitment to turn things around in terms of their performance and they admitted that they had admin problems at which they agreed that they should report on time so that the municipality could assist them. He stated that the issue would be monitored closely, a warning letter has been issued to them and the termination letter would be issued if they do not improve. • He further explained that with regards to contractors' performance evaluation, it was difficult for the municipality to know that employees were being not paid their wages by contractors. He requested that Councillors should inform the municipality so that there could be municipal interference in such cases. • Furthermore, the Municipal Manager explained that traffic fines collection fluctuates and the municipality is confident with the benefit brought by the use of the Traffic Trailer. He clarified that the issue of traffic fines collection is complex and then mentioned that Traffic Officers they also assist with the implementation of municipal bylaws because the aim is to ensure safety for the community. • Cllr. D.R. Ngcamu suggested that since the municipality could not afford to provide security to the sport fields, the PWBS Department should consider re-looking at the structures to be installed on projects i.e. exclusion of dressing rooms on sport fields etc. • He then sought clarity as to what is the municipal plan regarding Magquben Sports field. • The Municipal Manager explained that the plan was on progress and would be discussed at management level and a formal report would be provided to the committee. • Cllr. B.B. Ntshiza supported the suggestion by Cllr. D.R. Ngcamu. He then advised that the municipality should be prepared to provide answers to the community if the construction scope of structures change because they would want to know. • He further suggested that the Asset Management Unit should look at a plan of how assets should be managed (sport fields and halls). • The Municipal Manager explained that the municipality has Asset Management Policy which clarifies regarding the management of assets and that it also clarifies that it is illegal to move an asset where it is located without moving it from the Inventory Register. He then requested that Ward Councillors should take charge of their assets at their Wards and inform Ward Committees not to release chairs at the halls except to municipal employees. • The CFO explained that the procurement process for Councillors vehicles started in May 2022 and currently the municipality is waiting for one quotation on a transversal contract after which a report would be compiled and sent to the Municipal Manager. 	
--	---	--

	<ul style="list-style-type: none"> Regarding the contracted services attached to programmes, he explained that its services i.e. catering, sound system, judges etc. The CFO further explained that the PWBS Vehicle, NIP 841 Double Cab the municipality would look at it however the petrol usage looked reasonable. He then explained that the NIP 1796 is a Tipper Truck and it uses high level of fuel. The committee was satisfied with the explanation. Furthermore, the CFO explained that at Centocow Taxi Rank project the municipality held 10% retention fee and if there were any damages within 06 months the retention would be used to fix those damages but if there were no damages reported within 6 months the retention would be released to the service provider. He then suggested that taxi owners should use the rank and if it gets damaged the retention would be used to fix those damages. Cllr. D.R. Ngcamu suggested that the abovementioned project should be visited without waiting for the site visits program. The CFO clarified that the Traffic Trailer was really assisting and there was a huge traffic fines collection improvement. Regarding the Agricultural Land identification, the CFO explained that after the municipality noticed that there was no progress it then decided that the targets be linked to HODs' score cards in order to be able to track progress. He clarified that the function is under the Development and Town Planning Services Department(DTPS) and the HOD position would be filled in this financial year. Furthermore, the CFO explained that the service provider Coman had been paid and the dates were available therefore it was their problem not to pay their employees. <p>Cllr B. Ntshiza PROPOSED to note all presented reports, SECONDED by Cllr D.R. Ngcamu, it was unanimously</p> <p style="text-align: center;">RESOLVED</p> <ol style="list-style-type: none"> To note all the above presented Finance reports for the meeting held on the 12th July 2022. That the Finance Committee should conduct projects visits. 	
10.	<p><u>CLOSURE:</u></p> <p>With nothing further to discuss the Chairperson thanked all members for their contribution to the meeting and then declared the meeting closed at 12:45 p.m.</p>	

The meeting was declared closed at 12:45 p.m.

Cllr P. S Msomi
Mayor/Chairperson

Date

**REPORT TO THE DR NKOSAZANA DLAMINI ZUMA MUNICIPAL
COUNCIL**



Author : Chief Financial Officer

1st Level – Finance Portfolio Committee

2nd Level – Executive Committee

3rd Level – Municipal Council

**SUBJECT: PRELIMINARY MONTHLY IN YEAR MONITORING FINANCIAL REPORT
FOR THE MONTH OF JULY 2022**

PART 1 – MONTHLY REPORT

1.1 PURPOSE

The purpose of this report is to comply with section 71 and Section 52(d) of the Municipal Finance Management Act (MFMA) and the requirements as promulgated in the Government Gazette No 32141 of 17 April 2009.

1.2 STRATEGIC OBJECTIVE

To ensure good governance, financial viability and optimal institutional transformation with capacity to execute its mandate.”

1.3 BACKGROUND

Section 71 of the MFMA and in terms of Section 28 of the Government Notice 32141 dated 17 April 2009, regarding the “Local Government: Municipal Finance Management Act 56 of 2003, Municipal Budget and Reporting Regulations” necessitates that specific financial particulars be reported on and in the format prescribed, hence this report to meet legislative compliance.

Section 71(1) The accounting officer of a municipality **must by no later than 10 working days after the end of each month** submit to the mayor of the municipality and the relevant treasury a statement in the prescribed format on the state of the municipality’s budget reflecting the following particulars for the month and for the financial year up to the end of that month: ...”.

“Section 28 of government notice: The monthly budget statement of a municipality must be in the format specified in Schedule C and include all the required tables, charts and explanatory information, taking into account any guidelines issued by the Minister in terms of section 168(1) of the Act.”

For the reporting period ending 31 July 2022 the ten-working day reporting limit expired on 12 August 2022.

Further, Section 31(1) of the Government Gazette No 32141 of 17 April 2009 prescribes the following:

“31. (1) The mayor’s quarterly report on the implementation of the budget and financial state of affairs of the municipality as required by section 52(d) of the Act must be –

- (a) in the format specified in Schedule C and include all the required tables, charts and explanatory
- (b) information, taking into account any guidelines issued by the Minister in terms of section 168(1) of the Act; and
- (c) consistent with the monthly budget statement for September, December, March and June as applicable; and
- (d) Submitted to the National Treasury and the relevant Provincial Treasury within five days of tabling of the report to the council.”

4. ANNEXURES

- 4.1 Summary Financial Status – 31 July 2022**
- 4.2 Financial Ratios – 31 July 2022**
- 4.3 Summary Financial Performance Report for the Period ending – 31 July 2022**
- 4.4 Capital Expenditure – 31 July 2022**
- 4.5 Material Variances - 31 July 2022**
- 4.6 Debtors Analysis – 31 July 2022**
- 4.7 Creditors Analysis – 31 July 2022**
- 4.8 Cash and Investments – 31 July 2022**
- 4.9 Conditional Grants – 31 July 2022**
- 4.10 Councilor and Staff Benefits – (Sec 66) – 31 July 2022**
- 4.11 Other Supporting Documents – 31 July 2022**
- 4.12 Monthly Budget Statements – 31 July 2022**
- 4.13 Status on Capital Projects – 31 July 2022**
- 4.14 Quality Certificate**

5. RECOMMENDATIONS

It is therefore recommended that:

- 1. The report be noted
- 2. That, in compliance with, Section 71 and Section 52(d) of the MFMA and in terms of Government Notice 32141 dated 17 April 2009, regarding the “Local Government: Municipal Finance Management Act 2003 Municipal Budget and Reporting Regulations” the preliminary financial results regarding the operating and capital budgets for the Second quarter of the 2020/21 financial year, and supporting documents as required by National Treasury (Schedule C) be submitted to Full Council Committee.

- (1) In order to comply with Section 31(1) of the Government Gazette No 32141 of 17 April 2009 this report be submitted to the National Treasury and the relevant Provincial Treasury **within five days** of tabling the report in the municipal Council, in both hard document and in electronic format.

4.1 SUMMARY OF FINANCIAL STATUS – 31 JULY 2022

- 1.5.1 Surplus for the period ending 31 July 2022 is R 49 223 636.22
- 1.5.2 Cash & Cash Equivalent for the period ending 31 July 2022 is R 215,208,487,27
- 1.5.3 Capital Expenditure for the period ending 31 July 2022 is R 286,506,18
- 1.5.4 Trade Receivables for the period ending 31 July 2022 is R
- 1.5.5 Trade and other payables for the period ending 31 July 2022 is R
- 1.5.6 Conditional Grants for the period ending 31 July 2022 is R
- 1.5.7 That the Committee Notes the withdrawals from bank account, attached under Supporting Documents in the report, in terms of Municipal Finance Management Act, Sec 11(4)

4.2 FINANCIAL RATIOS – 31 JULY 2022

Summary of Financial Performance	Actual Year to date (YTD)
Actual Revenue to Budgeted Revenue	23%
Actual Opex to Budgeted Opex	4%
Actual Capex to Budgeted Capex	1%
Employee related cost	7%
Councillors Remuneration	8%
Conditional Grants Expenditure	86%
Creditors Age Analysis	100%
Debt Collection rate	

4.3 SUMMARY OF FINANCIAL PERFORMANCE FOR PERIOD ENDING 31 JULY 2022

The below analysis is a high-level assessment based on revenue and expenditure recognised on the Municipal Financial System. It is incumbent on the necessary user business units and user departments to ensure the completeness, Validity and accuracy of the information provided for the purposes of the assessment and bring to the attention of the council any further business units' items which are fully elaborated below.

The SFP shown in Annexure A, Table C4, is prepared on a similar basis to the prescribed budget format, detailing revenue by source type and expenditure by input type. The summary report indicates the following:

DESCRIPTION	ADJUSTED BUDGET 2022/23 R'000	YTD BUDGET 31/07/2022 R'000	ACTUALS AS AT 31/07/2022 R'000
Total Revenue	220,387,363,00	18,365,601,00	59,631,896,07
Total Expenditure	237,208,571,00	19,767,167,00	10,408,259,85
Operating Surplus	-16,821,208,00	-1,401,566,00	49,223,636,22
Transfers recognised - capital	43,758,000,00	3,646,499,00	-
Surplus for the year	26,936,792,00	2,244,933,00	49, 223,636,22

Monthly Budget Tables

Table C1 below provides a summary of the overall performance in the Municipality and is unpacked in the sections that follow.

KZN436 Dr Nkosazana Dlamini Zuma - Table C1 Monthly Budget Statement Summary - M01 July

Description	2021/22	Budget Year 2022/23							
	Audited Outcome	Original Budget	Adjusted Budget	Monthly actual	YearTD actual	YearTD budget	YTD variance	YTD variance %	Full Year Forecast
R thousands									
Financial Performance									
Property rates	34,690	37,833	37,833	–	–	3,153	(3,153)	-100%	37,833
Service charges	4,006	3,547	3,547	–	–	296	(296)	-100%	3,547
Investment revenue	7,585	5,594	5,594	21	21	466	(445)	-95%	5,594
Transfers and subsidies	148,230	162,061	162,061	59,461	59,461	13,505	45,956	340%	162,061
Other own revenue	10,948	11,352	11,352	150	150	946	(796)	-84%	11,352
Total Revenue (excluding capital transfers and contributions)	205,459	220,387	220,387	59,632	59,632	18,366	41,266	225%	220,387
Employee costs	74,606	86,553	86,553	5,952	5,952	7,213	(1,261)	-17%	86,553
Remuneration of Councillors	11,265	11,557	11,557	926	926	963	(37)	-4%	11,557
Depreciation & asset impairment	38,790	56,111	56,111	–	–	4,676	(4,676)	-100%	56,111
Finance charges	11	133	133	–	–	11	(11)	-100%	133
Materials and bulk purchases	3,652	3,587	3,587	481	481	299	182	61%	3,587
Transfers and subsidies	1,052	1,061	1,061	33	33	88	(56)	-63%	1,061
Other expenditure	80,178	78,208	78,208	3,017	3,017	6,517	(3,500)	-54%	78,208
Total Expenditure	209,553	237,209	237,209	10,408	10,408	19,767	(9,359)	-47%	237,209
Surplus/(Deficit)	(4,094)	(16,821)	(16,821)	49,224	49,224	(1,402)	50,625	-3612%	(16,821)
Transfers and subsidies - capital (monetary allocations)	42,508	43,758	43,758	–	–	3,646	(3,646)	-100%	43,758
Contributions & Contributed assets	–	–	–	–	–	–	–	–	–
Surplus/(Deficit) after capital transfers & contributions	38,414	26,937	26,937	49,224	49,224	2,245	46,979	2093%	26,937
Share of surplus/ (deficit) of associate	–	–	–	–	–	–	–	–	–
Surplus/ (Deficit) for the year	38,414	26,937	26,937	49,224	49,224	2,245	46,979	2093%	26,937
Capital expenditure & funds sources									
Capital expenditure	72,451	94,890	189,780	287	287	15,815	(15,528)	-98%	189,780
Capital transfers recognised	(7)	43,758	43,758	287	287	3,646	(3,360)	-92%	43,758
Public contributions & donations	–	–	–	–	–	–	–	–	–
Borrowing	–	–	–	–	–	–	–	–	–
Internally generated funds	13,384	51,132	51,132	–	–	4,261	(4,261)	-100%	51,132
Total sources of capital funds	13,377	94,890	94,890	287	287	7,907	(7,621)	-96%	94,890
Financial position									
Total current assets	230,781	182,215	182,215		61,566				182,215
Total non current assets	505,614	557,181	557,181		287				557,181
Total current liabilities	73,046	86,032	86,032		12,629				86,032
Total non current liabilities	17,535	17,111	17,111		–				17,111
Community wealth/Equity	718,590	636,253	636,253		–				636,253
Cash flows									
Net cash from (used) operating	224,656	(2,592)	(2,592)	(2,330)	(2,330)	(216)	2,114	-979%	(2,592)
Net cash from (used) investing	(11,459)	(188,536)	(188,536)	–	–	(15,711)	(15,711)	100%	(188,536)
Net cash from (used) financing	6	2	2	1	1	2	1	35%	2
Cash/cash equivalents at the month/year end	372,378	(40,492)	(40,492)	–	(2,329)	134,709	137,037	102%	(191,126)
Debtors & creditors analysis	0-30 Days	31-60 Days	61-90 Days	91-120 Days	121-150 Dys	151-180 Dys	181 Dys-1 Yr	Over 1Yr	Total
Debtors Age Analysis									
Total By Income Source	–	–	–	–	–	–	–	–	–
Creditors Age Analysis									
Total Creditors	–	–	–	–	–	–	–	–	–

Table C2 provides the statement of financial performance by standard classification

KZN436 Dr Nkosazana Dlamini Zuma - Table C2 Monthly Budget Statement - Financial Performance (functional classification) - M01 July

Description	Ref	2021/22	Budget Year 2022/23							
		Audited Outcome	Original Budget	Adjusted Budget	Monthly actual	YearTD actual	YearTD budget	YTD variance	YTD variance %	Full Year Forecast
R thousands	1									
Revenue - Functional										
<i>Governance and administration</i>		193,119	207,805	207,805	59,501	59,501	17,317	42,184	244%	207,805
Executive and council		-	-	-	-	-	-	-	-	-
Finance and administration		193,119	207,805	207,805	59,501	59,501	17,317	42,184	244%	207,805
Internal audit		-	-	-	-	-	-	-	-	-
<i>Community and public safety</i>		5,524	13,354	13,354	122	122	1,113	(990)	-89%	13,354
Community and social services		3,985	4,178	4,178	-	-	348	(348)	-100%	4,178
Sport and recreation		-	-	-	-	-	-	-	-	-
Public safety		1,539	9,176	9,176	122	122	765	(642)	-84%	9,176
Housing		-	-	-	-	-	-	-	-	-
Health		-	-	-	-	-	-	-	-	-
<i>Economic and environmental services</i>		45,318	39,439	39,439	9	9	3,287	(3,278)	-100%	39,439
Planning and development		483	1,205	1,205	9	9	100	(92)	-91%	1,205
Road transport		44,835	38,234	38,234	-	-	3,186	(3,186)	-100%	38,234
Environmental protection		-	-	-	-	-	-	-	-	-
<i>Trading services</i>		4,006	3,547	3,547	-	-	296	(296)	-100%	3,547
Energy sources		-	-	-	-	-	-	-	-	-
Water management		-	-	-	-	-	-	-	-	-
Waste water management		-	-	-	-	-	-	-	-	-
Waste management		4,006	3,547	3,547	-	-	296	(296)	-100%	3,547
<i>Other</i>	4	-	-	-	-	-	-	-	-	-
Total Revenue - Functional	2	247,967	264,145	264,145	59,632	59,632	22,012	37,620	171%	264,145
Expenditure - Functional										
<i>Governance and administration</i>		121,544	153,382	153,382	4,909	4,909	12,782	(7,873)	-62%	153,382
Executive and council		22,616	25,103	25,103	1,627	1,627	2,092	(465)	-22%	25,103
Finance and administration		96,788	125,481	125,481	3,190	3,190	10,457	(7,267)	-69%	125,481
Internal audit		2,141	2,798	2,798	93	93	233	(140)	-60%	2,798
<i>Community and public safety</i>		29,657	30,055	30,055	2,124	2,124	2,504	(381)	-15%	30,055
Community and social services		15,959	15,243	15,243	1,108	1,108	1,270	(163)	-13%	15,243
Sport and recreation		154	-	-	12	12	-	12	#DIV/0!	-
Public safety		13,221	14,211	14,211	980	980	1,184	(204)	-17%	14,211
Housing		323	600	600	23	23	50	(27)	-53%	600
Health		-	-	-	-	-	-	-	-	-
<i>Economic and environmental services</i>		42,772	44,101	44,101	2,738	2,738	3,675	(937)	-26%	44,101
Planning and development		12,054	22,299	22,299	807	807	1,858	(1,052)	-57%	22,299
Road transport		30,719	21,802	21,802	1,931	1,931	1,817	114	6%	21,802
Environmental protection		-	-	-	-	-	-	-	-	-
<i>Trading services</i>		13,443	8,876	8,876	497	497	740	(242)	-33%	8,876
Energy sources		4,477	-	-	-	-	-	-	-	-
Water management		-	-	-	-	-	-	-	-	-
Waste water management		-	-	-	-	-	-	-	-	-
Waste management		8,966	8,876	8,876	497	497	740	(242)	-33%	8,876
<i>Other</i>		2,136	795	795	141	141	66	74	112%	795
Total Expenditure - Functional	3	209,553	237,209	237,209	10,408	10,408	19,767	(9,359)	-47%	237,209
Surplus/ (Deficit) for the year		38,414	26,937	26,937	49,224	49,224	2,245	46,979	2093%	26,937

This table assess the revenue and expenditure by department, the expenditure for the period ending 31 July 2022 is R10 ,4million and revenue is R 59, 6million.

Expenditure by functional classification presents the expenditures by the departments. PWBS Department as the department responsible for the repairs and maintenance of the municipal assets and also with the largest staff complement.

Table C3 presents the same information as the table above, the difference being that it's by Municipal vote.

KZN436 Dr Nkosazana Dlamini Zuma - Table C3 Monthly Budget Statement - Financial Performance (revenue and expenditure by municipal vote) -

Vote Description	Ref	2021/22	Budget Year 2022/23							
		Audited Outcome	Original Budget	Adjusted Budget	Monthly actual	YearTD actual	YearTD budget	YTD variance	YTD variance %	Full Year Forecast
R thousands										
Revenue by Vote	1									
Vote 1 - EXECUTIVE AND COUNCIL		-	-	-	-	-	-	-		-
Vote 2 - BUDGET AND TREASURY		192,943	207,753	207,753	59,501	59,501	17,313	42,188	243.7%	207,753
Vote 3 - CORPORATE SERVICES		44,831	38,234	38,234	-	-	3,186	(3,186)	-100.0%	38,234
Vote 4 - COMMUNITY SERVICES		337	52	52	-	-	4	(4)	-100.0%	52
Vote 5 - PUBLIC WORKS AND BASIC SERVICES		9,373	16,901	16,901	122	122	1,408	(1,286)	-91.3%	16,901
Vote 6 - PLANNING AND DEVELOPMNT		483	1,205	1,205	9	9	100	(92)	-91.4%	1,205
Vote 7 - [NAME OF VOTE 8]		-	-	-	-	-	-	-		-
Vote 8 - [NAME OF VOTE 9]		-	-	-	-	-	-	-		-
Vote 9 - [NAME OF VOTE 10]		-	-	-	-	-	-	-		-
Vote 10 - [NAME OF VOTE 11]		-	-	-	-	-	-	-		-
Vote 11 - [NAME OF VOTE 12]		-	-	-	-	-	-	-		-
Vote 12 - [NAME OF VOTE 12]		-	-	-	-	-	-	-		-
Vote 13 - [NAME OF VOTE 13]		-	-	-	-	-	-	-		-
Vote 14 - [NAME OF VOTE 14]		-	-	-	-	-	-	-		-
Vote 15 - [NAME OF VOTE 15]		-	-	-	-	-	-	-		-
Total Revenue by Vote	2	247,967	264,145	264,145	59,632	59,632	22,012	37,620	170.9%	264,145
Expenditure by Vote	1									
Vote 1 - EXECUTIVE AND COUNCIL		24,756	27,901	27,901	1,720	1,720	2,325	(606)	-26.0%	27,901
Vote 2 - BUDGET AND TREASURY		67,857	102,134	102,134	1,218	1,218	8,511	(7,293)	-85.7%	102,134
Vote 3 - CORPORATE SERVICES		48,596	38,858	38,858	2,508	2,508	3,238	(730)	-22.5%	38,858
Vote 4 - COMMUNITY SERVICES		28,875	23,248	23,248	1,971	1,971	1,937	34	1.7%	23,248
Vote 5 - PUBLIC WORKS AND BASIC SERVICES		34,620	33,876	33,876	2,691	2,691	2,823	(132)	-4.7%	33,876
Vote 6 - PLANNING AND DEVELOPMNT		4,849	11,192	11,192	300	300	933	(633)	-67.8%	11,192
Vote 7 - [NAME OF VOTE 8]		-	-	-	-	-	-	-		-
Vote 8 - [NAME OF VOTE 9]		-	-	-	-	-	-	-		-
Vote 9 - [NAME OF VOTE 10]		-	-	-	-	-	-	-		-
Vote 10 - [NAME OF VOTE 11]		-	-	-	-	-	-	-		-
Vote 11 - [NAME OF VOTE 12]		-	-	-	-	-	-	-		-
Vote 12 - [NAME OF VOTE 12]		-	-	-	-	-	-	-		-
Vote 13 - [NAME OF VOTE 13]		-	-	-	-	-	-	-		-
Vote 14 - [NAME OF VOTE 14]		-	-	-	-	-	-	-		-
Vote 15 - [NAME OF VOTE 15]		-	-	-	-	-	-	-		-
Total Expenditure by Vote	2	209,553	237,209	237,209	10,408	10,408	19,767	(9,359)	-47.3%	237,209
Surplus/ (Deficit) for the year	2	38,414	26,937	26,937	49,224	49,224	2,245	46,979	2092.7%	26,937

Table C4 This schedule provides information on the planned revenue and operational expenditures against the actual results for the period ending 31 July 2022.

KZN436 Dr Nkosazana Dlamini Zuma - Table C4 Monthly Budget Statement - Financial Performance (revenue and expenditure) - M01 July

Description	Ref	2021/22	Budget Year 2022/23							
		Audited Outcome	Original Budget	Adjusted Budget	Monthly actual	YearTD actual	YearTD budget	YTD variance	YTD variance %	Full Year Forecast
R thousands										
Revenue By Source										
Property rates		34,690	37,833	37,833	-	-	3,153	(3,153)	-100%	37,833
Service charges - electricity revenue		-	-	-	-	-	-	-	-	-
Service charges - water revenue		-	-	-	-	-	-	-	-	-
Service charges - sanitation revenue		-	-	-	-	-	-	-	-	-
Service charges - refuse revenue		4,006	3,547	3,547	-	-	296	(296)	-100%	3,547
Rental of facilities and equipment		1,230	935	935	15	15	78	(63)	-81%	935
Interest earned - external investments		7,585	5,594	5,594	21	21	466	(445)	-95%	5,594
Interest earned - outstanding debtors		6,149	5,850	5,850	-	-	487	(487)	-100%	5,850
Dividends received		-	-	-	-	-	-	-	-	-
Fines, penalties and forfeits		1,328	632	632	48	48	53	(5)	-9%	632
Licences and permits		380	503	503	37	37	42	(5)	-12%	503
Agency services		576	353	353	40	40	29	11	37%	353
Transfers and subsidies		148,230	162,061	162,061	59,461	59,461	13,505	45,956	340%	162,061
Other revenue		548	590	590	10	10	49	(39)	-80%	590
Gains		735	2,488	2,488	-	-	207	(207)	-100%	2,488
Total Revenue (excluding capital transfers and contributions)		205,459	220,387	220,387	59,632	59,632	18,366	41,266	225%	220,387
Expenditure By Type										
Employee related costs		74,606	86,553	86,553	5,952	5,952	7,213	(1,261)	-17%	86,553
Remuneration of councillors		11,265	11,557	11,557	926	926	963	(37)	-4%	11,557
Debt impairment		5,088	20,059	20,059	68	68	1,672	(1,604)	-96%	20,059
Depreciation & asset impairment		38,790	56,111	56,111	-	-	4,676	(4,676)	-100%	56,111
Finance charges		11	133	133	-	-	11	(11)	-100%	133
Bulk purchases - electricity		-	-	-	-	-	-	-	-	-
Inventory consumed		3,652	3,587	3,587	481	481	299	182	61%	3,587
Contracted services		43,671	35,397	35,397	1,493	1,493	2,950	(1,457)	-49%	35,397
Transfers and subsidies		1,052	1,061	1,061	33	33	88	(56)	-63%	1,061
Other expenditure		31,419	22,752	22,752	1,457	1,457	1,896	(439)	-23%	22,752
Losses		-	-	-	-	-	-	-	-	-
Total Expenditure		209,553	237,209	237,209	10,408	10,408	19,767	(9,359)	-47%	237,209
Surplus/(Deficit)		(4,094)	(16,821)	(16,821)	49,224	49,224	(1,402)	50,625	(0)	(16,821)
Transfers and subsidies - capital (monetary allocations) (National / Provincial and District)		42,508	43,758	43,758	-	-	3,646	(3,646)	(0)	43,758
Transfers and subsidies - capital (monetary allocations) (National / Provincial Departmental Agencies, Households, Non-profit Institutions, Private Enterprises, Public Corporations, Higher Educational Institutions)		-	-	-	-	-	-	-	-	-
Transfers and subsidies - capital (in-kind - all)		-	-	-	-	-	-	-	-	-
Surplus/(Deficit) after capital transfers & contributions		38,414	26,937	26,937	49,224	49,224	2,245			26,937
Taxation		-	-	-	-	-	-	-	-	-
Surplus/(Deficit) after taxation		38,414	26,937	26,937	49,224	49,224	2,245			26,937
Attributable to minorities		-	-	-	-	-	-			-
Surplus/(Deficit) attributable to municipality		38,414	26,937	26,937	49,224	49,224	2,245			26,937
Share of surplus/ (deficit) of associate		-	-	-	-	-	-			-
Surplus/ (Deficit) for the year		38,414	26,937	26,937	49,224	49,224	2,245			26,937

In terms of July 2022 Budget & Performance assessment, the actual billed and/or collected to date is R59, 6million inclusive of operational transfers and subsidies against YTD budget of R 18 ,3million, this reflects a revenue variance against the period budget of 225% and that is reflecting an over performance against period target.

The operating expenditure budget as at 31 July 2022 is R19 ,7million against a YTD Actual of R10 ,4million and that is reflecting a variance of -47%, this indicates an under-spending against the period budget, when measured against the annual budget reflect a spending of 4% of the total operating budget. The operating surplus for the period is R49,2 million before Capital transfers and contributions

4.4 CAPITAL EXPENDITURE – 31 JULY 2022

Table C5 below reports on the capital expenditures by departments (municipal vote) and also by standard classification. The bottom part of the schedule looks at the funding sources of the capital projects. The Capital expenditure report shown in attached C Schedule Table C5 has been prepared on the basis of the format required to be lodged electronically with National Treasury, and is categorised by municipal vote. The summary report indicates the following:

KZN436 Dr Nkosazana Dlamini Zuma - Table C5 Monthly Budget Statement - Capital Expenditure (municipal vote, functional classification and funding) - M01 July

Vote Description		Ref	2021/22 Audited Outcome	Original Budget	Adjusted Budget	Monthly actual	Budget Year 2022/23				Full Year Forecast
							YearTD actual	YearTD budget	YTD variance	YTD variance %	
R thousands		1									
Multi-Year expenditure appropriation		2									
Vote 1 - EXECUTIVE AND COUNCIL			-	-	-	-	-	-	-	-	-
Vote 2 - BUDGET AND TREASURY			12,020	-	-	-	-	-	-	-	-
Vote 3 - CORPORATE SERVICES			382	28,728	28,728	287	287	2,394	(2,107)	-88%	28,728
Vote 4 - COMMUNITY SERVICES			-	300	300	-	-	25	(25)	-100%	300
Vote 5 - PUBLIC WORKS AND BASIC SERVICES			-	2,300	2,300	-	-	192	(192)	-100%	2,300
Vote 6 - PLANNING AND DEVELOPMINT			-	-	-	-	-	-	-	-	-
Vote 7 - [NAME OF VOTE 8]			-	-	-	-	-	-	-	-	-
Vote 8 - [NAME OF VOTE 9]			-	-	-	-	-	-	-	-	-
Vote 9 - [NAME OF VOTE 10]			-	-	-	-	-	-	-	-	-
Vote 10 - [NAME OF VOTE 11]			-	-	-	-	-	-	-	-	-
Vote 11 - [NAME OF VOTE 12]			-	-	-	-	-	-	-	-	-
Vote 12 - [NAME OF VOTE 12]			-	-	-	-	-	-	-	-	-
Vote 13 - [NAME OF VOTE 13]			-	-	-	-	-	-	-	-	-
Vote 14 - [NAME OF VOTE 14]			-	-	-	-	-	-	-	-	-
Vote 15 - [NAME OF VOTE 15]			-	-	-	-	-	-	-	-	-
Total Capital Multi-year expenditure		4,7	12,402	31,328	31,328	287	287	2,611	(2,324)	-89%	31,328
Single Year expenditure appropriation		2									
Vote 1 - EXECUTIVE AND COUNCIL			158	60	60	-	-	5	(5)	-100%	60
Vote 2 - BUDGET AND TREASURY			48,767	5,483	5,483	-	-	457	(457)	-100%	5,483
Vote 3 - CORPORATE SERVICES			9,382	38,161	133,051	-	-	11,088	(11,088)	-100%	133,051
Vote 4 - COMMUNITY SERVICES			838	2,152	2,152	-	-	179	(179)	-100%	2,152
Vote 5 - PUBLIC WORKS AND BASIC SERVICES			1,282	17,187	17,187	-	-	1,432	(1,432)	-100%	17,187
Vote 6 - PLANNING AND DEVELOPMNT			(378)	520	520	-	-	43	(43)	-100%	520
Vote 7 - [NAME OF VOTE 8]			-	-	-	-	-	-	-	-	-
Vote 8 - [NAME OF VOTE 9]			-	-	-	-	-	-	-	-	-
Vote 9 - [NAME OF VOTE 10]			-	-	-	-	-	-	-	-	-
Vote 10 - [NAME OF VOTE 11]			-	-	-	-	-	-	-	-	-
Vote 11 - [NAME OF VOTE 12]			-	-	-	-	-	-	-	-	-
Vote 12 - [NAME OF VOTE 12]			-	-	-	-	-	-	-	-	-
Vote 13 - [NAME OF VOTE 13]			-	-	-	-	-	-	-	-	-
Vote 14 - [NAME OF VOTE 14]			-	-	-	-	-	-	-	-	-
Vote 15 - [NAME OF VOTE 15]			-	-	-	-	-	-	-	-	-
Total Capital single-year expenditure		4	60,049	63,563	158,453	-	-	13,204	(13,204)	-100%	158,453
Total Capital Expenditure		3	72,451	94,890	189,780	287	287	15,815	(15,528)	-98%	189,780
Capital Expenditure - Functional Classification											
Governance and administration			61,974	8,295	8,295	-	-	691	(691)	-100%	8,295
Executive and council			158	60	60	-	-	5	(5)	-100%	60
Finance and administration			61,815	8,235	8,235	-	-	686	(686)	-100%	8,235
Internal audit			-	-	-	-	-	-	-	-	-
Community and public safety			1,648	19,487	19,487	-	-	1,624	(1,624)	-100%	19,487
Community and social services			1,183	4,221	4,221	-	-	352	(352)	-100%	4,221
Sport and recreation			-	-	-	-	-	-	-	-	-
Public safety			465	15,266	15,266	-	-	1,272	(1,272)	-100%	15,266
Housing			-	-	-	-	-	-	-	-	-
Health			-	-	-	-	-	-	-	-	-
Economic and environmental services			8,072	64,908	64,908	287	287	5,409	(5,122)	-95%	64,908
Planning and development			1,557	55,298	55,298	287	287	4,608	(4,322)	-94%	55,298
Road transport			5,515	9,610	9,610	-	-	801	(801)	-100%	9,610
Environmental protection			-	-	-	-	-	-	-	-	-
Trading services			757	2,200	2,200	-	-	183	(183)	-100%	2,200
Energy sources			-	-	-	-	-	-	-	-	-
Water management			-	-	-	-	-	-	-	-	-
Waste water management			-	500	500	-	-	42	(42)	-100%	500
Waste management			757	1,700	1,700	-	-	142	(142)	-100%	1,700
Other			-	-	-	-	-	-	-	-	-
Total Capital Expenditure - Functional Classification		3	72,451	94,890	94,890	287	287	7,907	(7,621)	-96%	94,890
Funded by:											
National Government			(382)	30,558	30,558	287	287	2,546	(2,260)	-89%	30,558
Provincial Government			375	13,200	13,200	-	-	1,100	(1,100)	-100%	13,200
District Municipality			-	-	-	-	-	-	-	-	-
Other transfers and grants			-	-	-	-	-	-	-	-	-
Transfers recognised - capital		5	(7)	43,758	43,758	287	287	3,646	(3,360)	-92%	43,758
Public contributions & donations		6	-	-	-	-	-	-	-	-	-
Borrowing			-	-	-	-	-	-	-	-	-
Internally generated funds			13,384	51,132	51,132	-	-	4,261	(4,261)	-100%	51,132
Total Capital Funding			13,377	94,890	94,890	287	287	7,907	(7,621)	-96%	94,890

Grants Funded Capital

- The Capital grant allocation for the 2022/23 financial year is R 30,5 million as per Dora Allocation. In the month of July 2022 the grant reflects R286 506 spending as projects are still on evaluation stage.
- Integrated National Electrification Programme (INEP) of R 6,3million was allocated and the Municipality have received R 2,3 million in July 2021. The grant reflects zero spending at the end of July 2022 and the projects are still at evaluation stage.

Capital Expenditure by Funding Source – 31 July 2022

FUNDING SOURCE	2022/23 ORIGINAL BUDGET R'000	ACTUAL SPENT JULY 2022	YTD ACTUAL 31 JULY 2022	% Spent 31 JULY 2022
TOTAL MIG FUNDED PROJECTS	30,558,000	286,506	286,506	1%
TOTAL PROVINCIAL GRANTS	13,200,000	-	-	0%
TOTAL INTERNAL FUNDED PROJECTS	51,132,098	-	-	0%
TOTAL CAPEX	94,890,098	286,506	286,506	0%
ELECTRIFICATION PROJECTS	6,352,000	-	-	0%
TOTAL INCLUDING INEP	101,242,098	286,506	286,506	0%

Table A above presents similar information as table C5 the difference is that table A includes Electrification projects that is not included on table C5 because in the construction process the municipality acts as an agent in terms of the service level agreement with Eskom.

The total original budget for the 2022/2023 financial year is R 101 242 098 million inclusive of INEP and the MIG allocation is R 30,5million. The cumulative capital expenditure for the period amounts to R 286 million or 1% to the total budget. The municipality anticipate to spend 100% of the total capital budget as at the end of the financial year.

The municipality does not have delays arising from, poor performance on emerging contractors no appeals are in-process and no work stoppages.

There is no expenditure reported under internal funding of the municipality as it is still at the beginning of the financial year, most projects are still undergoing SCM processes.

4.5 MATERIAL VARIANCES – REVENUE AND EXPENDITURE – 31 JULY 2022

The reasons for the variances will be discussed with reference to Table C4 of the Budget Statement Table, and is explained as follows

Property Rates	-100%	Network downtime which affected functioning of system therefore billing could not be processed on time.
Service Charges	-100%	Network downtime which affected functioning of system therefore billing could not be processed on time.
Rental of Facilities	-81%	Less hire of community asset in the month of July
Interest earned – External Investments	-95%	Network downtime which affected functioning of system therefore the interest on external investment could be processed on time.
Interest earned – Outstanding Debtors	100%	Network downtime which affected functioning of system therefore interest could not levied on time.
Fines, Penalties and Forfeits	-9%	The law enforcement unit issued less fines than what was initially anticipated for the month due to decrease in the number of offenders
Licences and Permits	-12%	
Agency Services	37%	
Transfers and Subsidies	340%	
Other Revenue	-80%	
Gains	-100%	Auction not yet taken place as we are still in the beginning of the financial year

Employee related costs	-17%	Time difference between resignation and filling of vacant positions.
Provision for doubtful debts	-96%	Debt assessment takes place at year end.
Depreciation	-100%	Delays in completing projects which affected the depreciation projected amount
Finance Costs	-100%	Finance lease tender still at the tender stage
Contracted Services	-63%	Community programmes scheduled for second and third quarter
General Expenses	-23%	Cost containment measures enforcement.

CAPITAL EXPENDITURE VARIANCES – 31 JULY 2022

Most of the capital projects are still undergoing SCM processes, project implementation is expected to improve before the end of the second quarter.

The detailed report for Capital Projects is attached as Appendix C (1) and detailed material variances on capital expenditure is attached as an annexure in the report.

PART 2 – SUPPORTING DOCUMENTATION**4.6 DEBTORS ANALYSIS – 31 JULY 2022**

- The debtors book has increased in the month of June 2022 by to R with the debtor's collection rate to billed revenue at for the current year.
- Cash collected for the month of June 2022 amounted to R
- The majority of debtors are over 120 days.
- The credit control measures for collection are implemented especially for old debt.

4.7 Creditors Age Analysis

The municipality does not have creditors age analysis, as the municipality makes an extra effort that creditors are paid within 30 days as per MFMA. The balance of trade payables for the month of June 2022 is sitting R as there were no overdue outstanding invoices.

4.8 ANALYSIS OF CASH & INVESTMENTS – 31 JULY 2022

FNB	47,629,394.09
NED BANK	40,000,000.00
INVESTEC	10,691,520.49
STANDARD BANK	62,112,099.07
ABSA BUSINESS BANK	46,751,515.55
TOTAL INVESTMENTS	207,184,529.20

- Total interest earned to date is R 21 070,21
- The Total Cash held as at 31 July 2022 is R 8,023,958,07

4.8 CONDITIONAL GRANTS - 31 JULY 2022

DR NKOSAZANA DLAMINI-ZUMA LOCAL MUNICIPALITY						
GRANTS SUMMARY JULY 2022-2023						
DESCRIPTION	VOTE NUMBER	ORIGINAL BUDGET 2022/2023	ROLL-OVER/OPENING BALANCE 01 JULY 2022	TOTAL RECEIVED 31 JULY 2022	TOTAL SPENT 31 JULY 2022	TOTAL UNSPENT 31 JULY 2022
NATIONAL TREASURY GRANTS						
MIG	30311070111	30,558,000	-	9,168,000	329,482	8,838,518
FMG	30311070231	1,950,000	-	-	37,500	37,500
EPWP	30311070221	2,476,000	-	-	6,650	6,650
ELECTRIFICATION GRANT	30311070131	6,352,000	-	2,352,000	-	2,352,000
SUB-TOTAL		41,336,000	-	11,520,000	373,632	11,146,368
KZN PROVINCIAL GRANTS						
LIBRARY SERVICE OPERATIONAL GRANT	30311070251	1,223,000	-	-	-	-
SMALL TOWN REHABILITATION	30311070211	5,200,000	5,200,000	-	-	5,200,000
DISASTER MANAGEMENT PROGRAMME	30311070321	8,000,000	-	-	-	-
MUNICIPAL EMPLOYMENT INITIATIVE	30311070391	1,000,000	-	-	-	-
SUB-TOTAL		15,423,000	5,200,000	-	-	5,200,000
OTHER						
BHIDLA HOUSING PROJECT	30311072940/1/2	5,624,057	-	-	-	5,624,057
SUB-TOTAL		5,624,057	-	-	-	5,624,057
TOTAL GRANTS		62,383,057	5,200,000	11,520,000	373,632	21,970,425
<div> <div>PREPARED BY: L.B Hlengwa</div> <div>DATE:</div> </div> <div> <div>APPROVED BY: P.Mtungwa</div> <div>DATE:</div> </div>						

4.10 COUNCILLOR AND STAFF BENEFITS (SEC 66) – 31 JULY 2022

Table SC8 presents the expenditure of councillor and staff benefits at 31 July 2022

The table SC8 below for monthly budget statement Councillor and staff Benefit shows the detailed spending of staff salaries and wages and Councillor's remuneration.

Section 66 of the MFMA requires that the accounting officer of a municipality must report to Council in a prescribed format all expenditure incurred by the municipality on staff salaries, wages and benefits in a manner that discloses expenditure per type such as salaries contributions for pensions etc.

As at 31 July 2022, 8% of the councillor's allowances budget was spent and 7% spent against employee related costs budget.

KZN436 Dr Nkosazana Dlamini Zuma - Supporting Table SC8 Monthly Budget Statement - councillor and staff benefits - M01 July

Summary of Employee and Councillor remuneration	Ref	2021/22	Budget Year 2022/23							
		Audited Outcome	Original Budget	Adjusted Budget	Monthly actual	YearTD actual	YearTD budget	YTD variance	YTD variance %	Full Year Forecast
R thousands										
	1	A	B	C						D
Councillors (Political Office Bearers plus Other)										
Basic Salaries and Wages		8,463	8,784	8,784	700	700	732	(32)	-4%	8,784
Pension and UIF Contributions		1,057	1,178	1,178	94	94	98	(4)	-4%	1,178
Medical Aid Contributions		-	-	-	-	-	-	-	-	-
Motor Vehicle Allowance		550	308	308	25	25	26	(1)	-4%	308
Cellphone Allowance		1,195	1,288	1,288	107	107	107	-	-	1,288
Housing Allowances		-	-	-	-	-	-	-	-	-
Other benefits and allowances		-	-	-	-	-	-	-	-	-
Sub Total - Councillors		11,265	11,557	11,557	926	926	963	(37)	-4%	11,557
% increase	4		2.6%	2.6%						2.6%
Senior Managers of the Municipality	3									
Basic Salaries and Wages		4,352	5,485	5,485	362	362	457	(95)	-21%	5,485
Pension and UIF Contributions		180	184	184	16	16	15	1	4%	184
Medical Aid Contributions		48	109	109	4	4	9	(5)	-56%	109
Overtime		-	-	-	-	-	-	-	-	-
Performance Bonus		249	532	532	-	-	44	(44)	-100%	532
Motor Vehicle Allowance		461	572	572	38	38	48	(9)	-19%	572
Cellphone Allowance		-	-	-	-	-	-	-	-	-
Housing Allowances		80	83	83	7	7	7	(0)	-4%	83
Other benefits and allowances		68	201	201	9	9	17	(8)	-48%	201
Payments in lieu of leave		-	-	-	-	-	-	-	-	-
Long service awards		-	-	-	-	-	-	-	-	-
Post-retirement benefit obligations		-	-	-	-	-	-	-	-	-
Sub Total - Senior Managers of Municipality		5,437	7,167	7,167	436	436	597	(161)	-27%	7,167
% increase	4		31.8%	31.8%						31.8%
Other Municipal Staff										
Basic Salaries and Wages		48,438	53,562	53,562	4,177	4,177	4,463	(287)	-6%	53,562
Pension and UIF Contributions		7,814	9,153	9,153	703	703	763	(60)	-8%	9,153
Medical Aid Contributions		3,852	3,443	3,443	274	274	287	(13)	-4%	3,443
Overtime		3,026	4,840	4,840	247	247	403	(156)	-39%	4,840
Performance Bonus		1,306	1,495	1,495	-	-	125	(125)	-100%	1,495
Motor Vehicle Allowance		-	-	-	-	-	-	-	-	-
Cellphone Allowance		-	-	-	-	-	-	-	-	-
Housing Allowances		132	400	400	13	13	33	(21)	-62%	400
Other benefits and allowances		2,855	3,610	3,610	58	58	301	(243)	-81%	3,610
Payments in lieu of leave		-	-	-	-	-	-	-	-	-
Long service awards		402	459	459	45	45	38	7	17%	459
Post-retirement benefit obligations		1,343	2,424	2,424	-	-	202	(202)	-100%	2,424
Sub Total - Other Municipal Staff		69,169	79,386	79,386	5,516	5,516	6,615	(1,100)	-17%	79,386
% increase	4		14.8%	14.8%						14.8%
Total Parent Municipality		85,870	98,110	98,110	6,878	6,878	8,176	(1,298)	-16%	98,110

4.11 OTHER SUPPORTING DOCUMENTS

Capital Expenditure Trend as at 31 July 2022

KZN436 Dr Nkosazana Dlamini Zuma - Supporting Table SC12 Monthly Budget Statement - capital expenditure trend - M01 July

Month	2021/22	Budget Year 2022/23							
	Audited Outcome	Original Budget	Adjusted Budget	Monthly actual	YearTD actual	YearTD budget	YTD variance	YTD variance %	% spend of Original Budget
R thousands									
Monthly expenditure performance trend									
July	76	7,907	7,907	287	287	7,907	7,621	96.4%	0%
August	123	7,907	7,907	-	287	15,815	15,528	98.2%	0%
September	4,671	7,907	7,907	-	287	23,722	23,436	98.8%	0%
October	7,368	7,907	7,907	-	287	31,630	31,343	99.1%	0%
November	4,251	7,907	7,907	-	287	39,537	39,251	99.3%	0%
December	10,649	7,907	7,907	-	287	47,446	47,158	99.4%	0%
January	1,386	7,907	7,907	-	287	55,352	55,066	99.5%	0%
February	4,385	7,907	7,907	-	287	63,260	62,973	99.5%	0%
March	7,635	7,907	7,907	-	287	71,167	70,881	99.6%	0%
April	10,191	7,907	7,907	-	287	79,075	78,788	99.6%	0%
May	8,075	7,907	7,907	-	287	86,982	86,696	99.7%	0%
June	13,640	7,908	7,908	-	287	94,890	94,604	99.7%	0%
Total Capital expenditure	72,451	94,890	94,890	287					

Capital Expenditure on New Assets by Asset Class – 31 July 2022

KZN436 Dr Nkosazana Dlamini Zuma - Supporting Table SC13a Monthly Budget Statement - capital expenditure on new assets by asset class -

Description	Ref	2021/22	Budget Year 2022/23							
		Audited Outcome	Original Budget	Adjusted Budget	Monthly actual	YearTD actual	YearTD budget	YTD variance	YTD variance %	Full Year Forecast
R thousands	1									
Capital expenditure on new assets by Asset Class/Sub-class										
Infrastructure		–	9,928	9,928	–	–	827	827	100.0%	9,928
Roads Infrastructure		–	8,128	8,128	–	–	677	677	100.0%	8,128
Roads		–	8,128	8,128	–	–	677	677	100.0%	8,128
Road Structures		–	–	–	–	–	–	–	–	–
Attenuation		–	–	–	–	–	–	–	–	–
Electrical Infrastructure		–	500	500	–	–	42	42	100.0%	500
HV Switching Station		–	500	500	–	–	42	42	100.0%	500
HV Transmission Conductors		–	–	–	–	–	–	–	–	–
Capital Spares		–	–	–	–	–	–	–	–	–
Solid Waste Infrastructure		–	1,300	1,300	–	–	108	108	100.0%	1,300
Landfill Sites		–	1,300	1,300	–	–	108	108	100.0%	1,300
Community Assets		12,020	22,146	22,146	287	287	1,845	1,559	84.5%	22,146
Community Facilities		12,020	14,146	14,146	287	287	1,179	892	75.7%	14,146
Halls		9,804	5,110	5,110	–	–	426	426	100.0%	5,110
Centres		–	3,300	3,300	–	–	275	275	100.0%	3,300
Crèches		–	20	20	–	–	2	2	100.0%	20
Police		–	–	–	–	–	–	–	–	–
Parks		–	400	400	–	–	33	33	100.0%	400
Public Open Space		–	100	100	–	–	8	8	100.0%	100
Nature Reserves		–	–	–	–	–	–	–	–	–
Public Ablution Facilities		–	108	108	–	–	9	9	100.0%	108
Markets		2,216	4,108	4,108	287	287	342	56	16.3%	4,108
Stalls		–	500	500	–	–	42	42	100.0%	500
Taxi Ranks/Bus Terminals		–	500	500	–	–	42	42	100.0%	500
Capital Spares		–	–	–	–	–	–	–	–	–
Sport and Recreation Facilities		–	8,000	8,000	–	–	667	667	100.0%	8,000
Indoor Facilities		–	–	–	–	–	–	–	–	–
Outdoor Facilities		–	8,000	8,000	–	–	667	667	100.0%	8,000
Capital Spares		–	–	–	–	–	–	–	–	–
Other assets		1,691	16,420	16,420	–	–	1,368	1,368	100.0%	16,420
Operational Buildings		1,691	16,420	16,420	–	–	1,368	1,368	100.0%	16,420
Municipal Offices		1,691	16,020	16,020	–	–	1,335	1,335	100.0%	16,020
Pay/Enquiry Points		–	–	–	–	–	–	–	–	–
Training Centres		–	–	–	–	–	–	–	–	–
Manufacturing Plant		–	400	400	–	–	33	33	100.0%	400
Intangible Assets		303	1,043	1,043	–	–	87	87	100.0%	1,043
Servitudes		–	–	–	–	–	–	–	–	–
Licences and Rights		303	1,043	1,043	–	–	87	87	100.0%	1,043
Computer Software and Applications		243	587	587	–	–	49	49	100.0%	587
Load Settlement Software Applications		–	–	–	–	–	–	–	–	–
Unspecified		60	456	456	–	–	38	38	100.0%	456
Computer Equipment		1,466	386	386	–	–	32	32	100.0%	386
Computer Equipment		1,466	386	386	–	–	32	32	100.0%	386
Furniture and Office Equipment		1,615	1,812	1,812	–	–	151	151	100.0%	1,812
Furniture and Office Equipment		1,615	1,812	1,812	–	–	151	151	100.0%	1,812
Machinery and Equipment		3,243	2,729	2,729	–	–	227	227	100.0%	2,729
Machinery and Equipment		3,243	2,729	2,729	–	–	227	227	100.0%	2,729
Transport Assets		5,060	15,700	15,700	–	–	1,308	1,308	100.0%	15,700
Transport Assets		5,060	15,700	15,700	–	–	1,308	1,308	100.0%	15,700
Total Capital Expenditure on new assets	1	25,397	70,164	70,164	287	287	5,847	5,560	95.1%	70,164

Capital Expenditure on Renewal of Existing Assets by Asset Class – 31 July 2022

KZN436 Dr Nkosazana Dlamini Zuma - Supporting Table SC13b Monthly Budget Statement - capital expenditure on renewal of existing assets by										
Description	Ref	2021/22	Budget Year 2022/23							
		Audited Outcome	Original Budget	Adjusted Budget	Monthly actual	YearTD actual	YearTD budget	YTD variance	YTD variance %	Full Year Forecast
R thousands	1									
Capital expenditure on renewal of existing assets by Asset Class/Sub-class										
Infrastructure		-	6,750	6,750	-	-	563	563	100.0%	6,750
Roads Infrastructure		-	6,750	6,750	-	-	563	563	100.0%	6,750
Roads		-	6,750	6,750	-	-	563	563	100.0%	6,750
Road Structures		-	-	-	-	-	-	-	-	-
Road Furniture		-	-	-	-	-	-	-	-	-
Land		-	-	-	-	-	-	-	-	-
Land		-	-	-	-	-	-	-	-	-
Zoo's, Marine and Non-biological Animals		-	-	-	-	-	-	-	-	-
Zoo's, Marine and Non-biological Animals		-	-	-	-	-	-	-	-	-
Total Capital Expenditure on renewal of existing assets	1	-	6,750	6,750	-	-	563	563	100.0%	6,750

Capital expenditure on upgrading of existing assets by asset class – 31 July 2022

KZN436 Dr Nkosazana Dlamini Zuma - Supporting Table SC13c Monthly Budget Statement - capital expenditure on upgrading of existing assets

Description	Ref	2021/22	Budget Year 2022/23							
		Audited Outcome	Original Budget	Adjusted Budget	Monthly actual	YearTD actual	YearTD budget	YTD variance	YTD variance %	Full Year Forecast
R thousands	1									
Capital expenditure on upgrading of existing assets by Asset Class/Sub-class										
Infrastructure		-	16,400	16,400	-	-	1,367	1,367	100.0%	16,400
Roads Infrastructure		(382)	16,000	16,000	-	-	1,333	1,333	100.0%	16,000
Roads		(382)	16,000	16,000	-	-	1,333	1,333	100.0%	16,000
Road Structures		-	-	-	-	-	-	-	-	-
Capital Spares		-	-	-	-	-	-	-	-	-
Solid Waste Infrastructure		382	400	400	-	-	33	33	100.0%	400
Landfill Sites		382	400	400	-	-	33	33	100.0%	400
Waste Transfer Stations		-	-	-	-	-	-	-	-	-
Capital Spares		-	-	-	-	-	-	-	-	-
Community Assets		47,053	1,500	1,500	-	-	125	125	100.0%	1,500
Community Facilities		-	-	-	-	-	-	-	-	-
Halls		-	-	-	-	-	-	-	-	-
Capital Spares		-	-	-	-	-	-	-	-	-
Sport and Recreation Facilities		47,053	1,500	1,500	-	-	125	125	100.0%	1,500
Indoor Facilities		-	-	-	-	-	-	-	-	-
Outdoor Facilities		47,053	1,500	1,500	-	-	125	125	100.0%	1,500
Capital Spares		-	-	-	-	-	-	-	-	-
Computer Equipment		-	-	-	-	-	-	-	-	-
Furniture and Office Equipment		-	76	76	-	-	6	6	100.0%	76
Furniture and Office Equipment		-	76	76	-	-	6	6	100.0%	76
Zoo's, Marine and Non-biological Animals		-	-	-	-	-	-	-	-	-
Total Capital Expenditure on upgrading of existing assets	1	47,053	17,976	17,976	-	-	1,498	1,498	100.0%	17,976

4.12 Monthly Budget Statements

4.13 Progress on Capital Projects

4.14 Municipal Manager's Quality Certificate

Municipal In-year reports & supporting tables

[Click for Instructions!](#)

Accountability

Transparency



national treasury

Department:
National Treasury
REPUBLIC OF SOUTH AFRICA

Contact details:

Budget submission enquiries:
Lawrence Gqesha
National Treasury
Tel: (012) 315-5971

Preparation Instructions

Municipality Name: KZN436 Dr Nkosazana Dlamini Zuma ▼

CFO Name: KMB MZILELA

Tel: 039 833 1038 **Fax:**

E-Mail: cfo@ndz.gov.za

Reporting period: M01 July ▼

MTREF: 2022 ▼ **Budget Year:** 2022/23

Does this municipality have Entities? No ▼

If YES: Identify type of report: M01 July ▼

Name Votes & Sub-Votes

Printing Instructions

Showing / Hiding Columns

Hide Reference columns on all sheets

Hide Pre-audit columns on all sheets

Showing / Clearing Highlights

Clear Highlights on all sheets

Importants documents which provide essential assistance

MFMA Budget Circular

[Click to](#)

MBRR Budget Formats Guide

[Click to](#)

Dummy Budget Guide

[Click to](#)

Funding Compliance Guide

[Click to](#)

MFMA Return Forms

[Click to](#)

Organisational Structure Votes		Complete Votes & Sub-Votes
Vote 3 - CORPORATE SERVICES	1.2	INTERNAL AUDIT
Vote 4 - COMMUNITY SERVICES	1.3	[Name of sub-vote]
Vote 5 - PUBLIC WORKS AND BASIC SERVICES	1.4	[Name of sub-vote]
Vote 6 - PLANNING AND DEVELOPMNT	1.5	[Name of sub-vote]
Vote 7 - [NAME OF VOTE 8]	1.6	[Name of sub-vote]
Vote 8 - [NAME OF VOTE 9]	1.7	[Name of sub-vote]
Vote 9 - [NAME OF VOTE 10]	1.8	[Name of sub-vote]
Vote 10 - [NAME OF VOTE 11]	1.9	[Name of sub-vote]
Vote 11 - [NAME OF VOTE 12]	1.10	[Name of sub-vote]
Vote 12 - [NAME OF VOTE 13]	2	BUDGET AND TREASURY
Vote 13 - [NAME OF VOTE 13]	2.1	BUDGET AND TREASURY
Vote 14 - [NAME OF VOTE 14]	2.2	[Name of sub-vote]
Vote 15 - [NAME OF VOTE 15]	2.3	[Name of sub-vote]
	2.4	[Name of sub-vote]
	2.5	[Name of sub-vote]
	2.6	[Name of sub-vote]
	2.7	[Name of sub-vote]
	2.8	[Name of sub-vote]
	2.9	[Name of sub-vote]
	2.10	[Name of sub-vote]
Vote 3	3	CORPORATE SERVICES
	3.1	CORPORATE SERVICES ADMIN AND AUXILIARY SERVICES
	3.2	HUMAN RESOURCES
	3.3	[Name of sub-vote]
	3.4	[Name of sub-vote]
	3.5	[Name of sub-vote]
	3.6	[Name of sub-vote]
	3.7	[Name of sub-vote]
	3.8	[Name of sub-vote]
	3.9	[Name of sub-vote]
	3.10	[Name of sub-vote]
Vote 4	4	COMMUNITY SERVICES
	4.1	COMMUNITY SERVICES ADMINISTRATION
	4.2	TRAFFIC AND PROTECTION SERVICES
	4.3	DISASTER MANAGEMENT
	4.4	MUNICIPAL POUND
	4.5	SPORTSFIELDS
	4.6	LIBRARIES
	4.7	COMMUNITY PROGRAMMES
	4.8	[Name of sub-vote]
	4.9	[Name of sub-vote]
	4.10	[Name of sub-vote]
Vote 5	5	PUBLIC WORKS AND BASIC SERVICES
	5.1	ROADS
	5.2	HOUSING
	5.3	WASTE MANAGEMENT
	5.4	PMU
	5.5	[Name of sub-vote]
	5.6	[Name of sub-vote]
	5.7	[Name of sub-vote]
	5.8	[Name of sub-vote]
	5.9	[Name of sub-vote]
	5.10	[Name of sub-vote]
Vote 6	6	PLANNING AND DEVELOPMNT
	6.1	PLANNING AND DEVELOPMENT
	6.2	LED AND TOURISM
	6.3	[Name of sub-vote]
	6.4	[Name of sub-vote]
	6.5	[Name of sub-vote]
	6.6	[Name of sub-vote]
	6.7	[Name of sub-vote]
	6.8	[Name of sub-vote]
	6.9	[Name of sub-vote]
	6.10	[Name of sub-vote]
Vote 7	7	[NAME OF VOTE 8]
	7.1	[Name of sub-vote]
	7.2	[Name of sub-vote]
	7.3	[Name of sub-vote]
	7.4	[Name of sub-vote]
	7.5	[Name of sub-vote]
	7.6	[Name of sub-vote]
	7.7	[Name of sub-vote]
	7.8	[Name of sub-vote]
	7.9	[Name of sub-vote]
	7.10	[Name of sub-vote]
Vote 8	8	[NAME OF VOTE 9]
	8.1	[Name of sub-vote]
	8.2	[Name of sub-vote]
	8.3	[Name of sub-vote]
	8.4	[Name of sub-vote]
	8.5	[Name of sub-vote]
	8.6	[Name of sub-vote]
	8.7	[Name of sub-vote]
	8.8	[Name of sub-vote]
	8.9	[Name of sub-vote]
	8.10	[Name of sub-vote]
Vote 9	9	[NAME OF VOTE 10]
	9.1	[Name of sub-vote]
	9.2	[Name of sub-vote]
	9.3	[Name of sub-vote]
	9.4	[Name of sub-vote]
	9.5	[Name of sub-vote]
	9.6	[Name of sub-vote]
	9.7	[Name of sub-vote]
	9.8	[Name of sub-vote]
	9.9	[Name of sub-vote]
	9.10	[Name of sub-vote]
		1.2 - INTERNAL AUDIT
		2.1 - BUDGET AND TREASURY
		3.1 - CORPORATE SERVICES ADMIN AND AUXILIARY SER
		3.2 - HUMAN RESOURCES
		4.1 - COMMUNITY SERVICES ADMINISTRATION
		4.2 - TRAFFIC AND PROTECTION SERVICES
		4.3 - DISASTER MANAGEMENT
		4.4 - MUNICIPAL POUND
		4.5 - SPORTSFIELDS
		4.6 - LIBRARIES
		4.7 - COMMUNITY PROGRAMMES
		5.1 - ROADS
		5.2 - HOUSING
		5.3 - WASTE MANAGEMENT
		5.4 - PMU
		6.1 - PLANNING AND DEVELOPMENT
		6.2 - LED AND TOURISM

KZN436 Dr Nkosazana Dlamini Zuma - Contact Information

A. GENERAL INFORMATION

Municipality KZN436 Dr Nkosazana Dlamini Zuma

Grade 3

1 Grade in terms of the Remuneration of Public Office Bearers Act.

Province KZN KWAZULU-NATAL

Web Address www.ndz.gov.za

E-mail Address mailbox@ndz.gov.za

B. CONTACT INFORMATION

Postal address:

P.O. Box PO BOX 62

City / Town Creighton

Postal Code 3263

Street address

Building DR Nkosazana Dlamini Zuma Municipality

Street No. & Name Creighton Main Road

City / Town Creighton

Postal Code 3263

General Contacts

Telephone number 039 833 1038

Fax number 039 833 1539

C. POLITICAL LEADERSHIP

Speaker:

ID Number 7903085659082

Title Mr

Name Sifiso Sydney Phoswa

Telephone number 039 833 1038

Cell number 072 708 4358

Fax number 039 833 1539

E-mail address freemanphoswa@gmail.com

Secretary/PA to the Speaker:

ID Number 781015 5701 084

Title Mr

Name Velani Sosibo

Telephone number 039 833 1038

Cell number 073 470 3037

Fax number 039 833 1539

E-mail address Sosibov@ndz.gov.za

Mayor/Executive Mayor:

ID Number 7007290351087

Title Mrs

Name Precious Sindisiwe Msomi

Telephone number 039 833 1038

Cell number 082 598 5467

Fax number 039 833 1539

E-mail address majobemsomi@gmail.com

Secretary/PA to the Mayor/Executive Mayor:

ID Number 860912 0879 085

Title Ms

Name Samkelisiwe Sikhakhane

Telephone number 039 833 1038

Cell number 067 957 3640

Fax number 039 833 1539

E-mail address Sikhakhane@ndz.gov.za

Deputy Mayor/Executive Mayor:

ID Number 8312290301085

Title Ms

Name Kholeka Annacleta Hadebe

Telephone number 039 833 1038

Cell number 063 699 8803

Fax number 039 833 1539

E-mail address Kholz83@gmail.com

Secretary/PA to the Deputy Mayor/Executive Mayor:

ID Number 881211 0692 084

Title Ms

Name Nokwanda Chule

Telephone number 039 833 1038

Cell number 082 951 0341

Fax number 039 833 1539

E-mail address chulen@ndz.gov.za

D. MANAGEMENT LEADERSHIP

Municipal Manager:		Secretary/PA to the Municipal Manager:	
ID Number	690127 5582 081	ID Number	880713 0737 083
Title	Mr	Title	Ms
Name	NC Vezi	Name	Sphumelele Mbatha
Telephone number	039 833 1038	Telephone number	039 833 1038
Cell number	073 976 6682	Cell number	060 993 2867
Fax number	039 833 1539	Fax number	039 833 1539
E-mail address	vezin@ndz.gov.za	E-mail address	mbathas@ndz.gov.za
Chief Financial Officer		Secretary/PA to the Chief Financial Officer	
ID Number	840531 5489 081	ID Number	870304 0833 080
Title	Mr	Title	Ms
Name	KMB MZILELA	Name	P Mbele
Telephone number	039 833 1038	Telephone number	039 833 1038
Cell number	060 544 5411	Cell number	071 304 1194
Fax number		Fax number	039 833 1539
E-mail address	cfo@ndz.gov.za	E-mail address	mbelep@ndz.gov.za
Official responsible for submitting financial information		Official responsible for submitting financial information	
ID Number	810926 5730 086	ID Number	841016 0917 087
Title	Mr	Title	Ms
Name	Phillip Mtungwa	Name	Nokuthula Khuboni
Telephone number	039 833 1038	Telephone number	039 833 1038
Cell number	071 484 1593	Cell number	072 770 0153
Fax number	039 833 1539	Fax number	039 833 1539
E-mail address	mtungwap@ndz.gov.za	E-mail address	khubonin@ndz.gov.za
Official responsible for submitting financial information		Official responsible for submitting financial information	
ID Number	88070 45716 081	ID Number	921125 0504 085
Title	Mr	Title	Ms
Name	Lulama Hlengwa	Name	Nomzamo Khubone
Telephone number	039 833 1038	Telephone number	039 833 1038
Cell number	081 737 8394	Cell number	079 214 7691
Fax number	039 833 1179	Fax number	039 833 1179
E-mail address	hlengwal@ndz.gov.za	E-mail address	khubonenoh@ndz.gov.za
Official responsible for submitting financial information		Official responsible for submitting financial information	
ID Number	0	ID Number	0
Title	0	Title	0
Name	0	Name	0
Telephone number	0	Telephone number	0
Cell number	0	Cell number	0
Fax number	0	Fax number	0
E-mail address	0	E-mail address	0
Official responsible for submitting financial information		Official responsible for submitting financial information	
ID Number	0	ID Number	0
Title	0	Title	0
Name	0	Name	0
Telephone number	0	Telephone number	0
Cell number	0	Cell number	0
Fax number	0	Fax number	0
E-mail address	0	E-mail address	0

KZN436 Dr Nkosazana Dlamini Zuma - Table C1 Monthly Budget Statement Summary - M01 July

Description	2021/22	Budget Year 2022/23							
	Audited Outcome	Original Budget	Adjusted Budget	Monthly actual	YearTD actual	YearTD budget	YTD variance	YTD variance %	Full Year Forecast
R thousands									
Financial Performance									
Property rates	34,690	37,833	37,833	—	—	3,153	(3,153)	-100%	37,83
Service charges	4,006	3,547	3,547	—	—	296	(296)	-100%	3,54
Investment revenue	7,585	5,594	5,594	21	21	466	(445)	-95%	5,59
Transfers and subsidies	148,230	162,061	162,061	59,461	59,461	13,505	45,956	340%	162,06
Other own revenue	10,948	11,352	11,352	150	150	946	(796)	-84%	11,35
Total Revenue (excluding capital transfers and contributions)	205,459	220,387	220,387	59,632	59,632	18,366	41,266	225%	220,38
Employee costs	74,606	86,553	86,553	5,952	5,952	7,213	(1,261)	-17%	86,55
Remuneration of Councillors	11,265	11,557	11,557	926	926	963	(37)	-4%	11,55
Depreciation & asset impairment	38,790	56,111	56,111	—	—	4,676	(4,676)	-100%	56,11
Finance charges	11	133	133	—	—	11	(11)	-100%	13
Materials and bulk purchases	3,652	3,587	3,587	481	481	299	182	61%	3,58
Transfers and subsidies	1,052	1,061	1,061	33	33	88	(56)	-63%	1,06
Other expenditure	80,178	78,208	78,208	3,017	3,017	6,517	(3,500)	-54%	78,20
Total Expenditure	209,553	237,209	237,209	10,408	10,408	19,767	(9,359)	-47%	237,20
Surplus/(Deficit)	(4,094)	(16,821)	(16,821)	49,224	49,224	(1,402)	50,625	-3612%	(16,82
Transfers and subsidies - capital (monetary allocations)	42,508	43,758	43,758	—	—	3,646	(3,646)	-100%	43,75
Contributions & Contributed assets	—	—	—	—	—	—	—	—	—
Surplus/(Deficit) after capital transfers & contributions	38,414	26,937	26,937	49,224	49,224	2,245	46,979	2093%	26,93
Share of surplus/ (deficit) of associate	—	—	—	—	—	—	—	—	—
Surplus/ (Deficit) for the year	38,414	26,937	26,937	49,224	49,224	2,245	46,979	2093%	26,93
Capital expenditure & funds sources									
Capital expenditure	72,451	94,890	189,780	287	287	15,815	(15,528)	-98%	189,78
Capital transfers recognised	(7)	43,758	43,758	287	287	3,646	(3,360)	-92%	43,75
Public contributions & donations	—	—	—	—	—	—	—	—	—
Borrowing	—	—	—	—	—	—	—	—	—
Internally generated funds	13,384	51,132	51,132	—	—	4,261	(4,261)	-100%	51,13
Total sources of capital funds	13,377	94,890	94,890	287	287	7,907	(7,621)	-96%	94,89
Financial position									
Total current assets	230,781	182,215	182,215		61,566				182,21
Total non current assets	505,614	557,181	557,181		287				557,18
Total current liabilities	73,046	86,032	86,032		12,629				86,03
Total non current liabilities	17,535	17,111	17,111		—				17,11
Community wealth/Equity	718,590	636,253	636,253		—				636,25
Cash flows									
Net cash from (used) operating	224,656	(2,592)	(2,592)	(2,330)	(2,330)	(216)	2,114	-979%	(2,59
Net cash from (used) investing	(11,459)	(188,536)	(188,536)	—	—	(15,711)	(15,711)	100%	(188,53
Net cash from (used) financing	6	2	2	1	1	2	1	35%	
Cash/cash equivalents at the month/year end	372,378	(40,492)	(40,492)	—	(2,329)	134,709	137,037	102%	(191,12
Debtors & creditors analysis	0-30 Days	31-60 Days	61-90 Days	91-120 Days	121-150 Dys	151-180 Dys	181 Dys-1 Yr	Over 1Yr	Total
Debtors Age Analysis									
Total By Income Source	—	—	—	—	—	—	—	—	—
Creditors Age Analysis									
Total Creditors	—	—	—	—	—	—	—	—	—

KZN436 Dr Nkosazana Dlamini Zuma - Table C2 Monthly Budget Statement - Financial Performance (functional classification) - M01 July

Description	Ref	2021/22	Budget Year 2022/23							
		Audited Outcome	Original Budget	Adjusted Budget	Monthly actual	YearTD actual	YearTD budget	YTD variance	YTD variance %	Full Year Forecast
R thousands	1									
Revenue - Functional										
<i>Governance and administration</i>		193,119	207,805	207,805	59,501	59,501	17,317	42,184	244%	207,80
Executive and council		-	-	-	-	-	-	-	-	-
Finance and administration		193,119	207,805	207,805	59,501	59,501	17,317	42,184	244%	207,80
Internal audit		-	-	-	-	-	-	-	-	-
<i>Community and public safety</i>		5,524	13,354	13,354	122	122	1,113	(990)	-89%	13,35
Community and social services		3,985	4,178	4,178	-	-	348	(348)	-100%	4,17
Sport and recreation		-	-	-	-	-	-	-	-	-
Public safety		1,539	9,176	9,176	122	122	765	(642)	-84%	9,17
Housing		-	-	-	-	-	-	-	-	-
Health		-	-	-	-	-	-	-	-	-
<i>Economic and environmental services</i>		45,318	39,439	39,439	9	9	3,287	(3,278)	-100%	39,43
Planning and development		483	1,205	1,205	9	9	100	(92)	-91%	1,20
Road transport		44,835	38,234	38,234	-	-	3,186	(3,186)	-100%	38,23
Environmental protection		-	-	-	-	-	-	-	-	-
<i>Trading services</i>		4,006	3,547	3,547	-	-	296	(296)	-100%	3,54
Energy sources		-	-	-	-	-	-	-	-	-
Water management		-	-	-	-	-	-	-	-	-
Waste water management		-	-	-	-	-	-	-	-	-
Waste management		4,006	3,547	3,547	-	-	296	(296)	-100%	3,54
<i>Other</i>	4	-	-	-	-	-	-	-	-	-
Total Revenue - Functional	2	247,967	264,145	264,145	59,632	59,632	22,012	37,620	171%	264,14
Expenditure - Functional										
<i>Governance and administration</i>		121,544	153,382	153,382	4,909	4,909	12,782	(7,873)	-62%	153,38
Executive and council		22,616	25,103	25,103	1,627	1,627	2,092	(465)	-22%	25,10
Finance and administration		96,788	125,481	125,481	3,190	3,190	10,457	(7,267)	-69%	125,48
Internal audit		2,141	2,798	2,798	93	93	233	(140)	-60%	2,79
<i>Community and public safety</i>		29,657	30,055	30,055	2,124	2,124	2,504	(381)	-15%	30,05
Community and social services		15,959	15,243	15,243	1,108	1,108	1,270	(163)	-13%	15,24
Sport and recreation		154	-	-	12	12	-	12	#DIV/0!	-
Public safety		13,221	14,211	14,211	980	980	1,184	(204)	-17%	14,21
Housing		323	600	600	23	23	50	(27)	-53%	600
Health		-	-	-	-	-	-	-	-	-
<i>Economic and environmental services</i>		42,772	44,101	44,101	2,738	2,738	3,675	(937)	-26%	44,10
Planning and development		12,054	22,299	22,299	807	807	1,858	(1,052)	-57%	22,29
Road transport		30,719	21,802	21,802	1,931	1,931	1,817	114	6%	21,80
Environmental protection		-	-	-	-	-	-	-	-	-
<i>Trading services</i>		13,443	8,876	8,876	497	497	740	(242)	-33%	8,87
Energy sources		4,477	-	-	-	-	-	-	-	-
Water management		-	-	-	-	-	-	-	-	-
Waste water management		-	-	-	-	-	-	-	-	-
Waste management		8,966	8,876	8,876	497	497	740	(242)	-33%	8,87
<i>Other</i>		2,136	795	795	141	141	66	74	112%	795
Total Expenditure - Functional	3	209,553	237,209	237,209	10,408	10,408	19,767	(9,359)	-47%	237,20
Surplus/ (Deficit) for the year		38,414	26,937	26,937	49,224	49,224	2,245	46,979	2093%	26,93

References

1. Government Finance Statistics Functions and Sub-functions are standardised to assist the compilation of national and international accounts for comparison purposes
2. Total Revenue by functional classification must reconcile to Total Operating Revenue shown in the Financial Performance Statement
3. Total Expenditure by functional classification must reconcile to total operating expenditure shown in 'Financial Performance Statement'
4. All amounts must be classified under a functional classification (modified GFS). The GFS function 'Other' is only for Abattoirs, Air Transport, Licensing and Regulation, Markets and Tourism - and if used must be supported by footnotes. Nothing else may be placed under 'Other'. Assign associate share to relevant classification

KZN436 Dr Nkosazana Dlamini Zuma - Table C3 Monthly Budget Statement - Financial Performance (revenue and expenditure by municipal vote) - M01 July

Vote Description	Ref	2021/22	Budget Year 2022/23							
		Audited Outcome	Original Budget	Adjusted Budget	Monthly actual	YearTD actual	YearTD budget	YTD variance	YTD variance %	Full Year Forecast
R thousands										
Revenue by Vote	1									
Vote 1 - EXECUTIVE AND COUNCIL		-	-	-	-	-	-	-		-
Vote 2 - BUDGET AND TREASURY		192,943	207,753	207,753	59,501	59,501	17,313	42,188	243.7%	207,75
Vote 3 - CORPORATE SERVICES		44,831	38,234	38,234	-	-	3,186	(3,186)	-100.0%	38,23
Vote 4 - COMMUNITY SERVICES		337	52	52	-	-	4	(4)	-100.0%	5
Vote 5 - PUBLIC WORKS AND BASIC SERVICES		9,373	16,901	16,901	122	122	1,408	(1,286)	-91.3%	16,90
Vote 6 - PLANNING AND DEVELOPMNT		483	1,205	1,205	9	9	100	(92)	-91.4%	1,20
Vote 7 - [NAME OF VOTE 8]		-	-	-	-	-	-	-		-
Vote 8 - [NAME OF VOTE 9]		-	-	-	-	-	-	-		-
Vote 9 - [NAME OF VOTE 10]		-	-	-	-	-	-	-		-
Vote 10 - [NAME OF VOTE 11]		-	-	-	-	-	-	-		-
Vote 11 - [NAME OF VOTE 12]		-	-	-	-	-	-	-		-
Vote 12 - [NAME OF VOTE 12]		-	-	-	-	-	-	-		-
Vote 13 - [NAME OF VOTE 13]		-	-	-	-	-	-	-		-
Vote 14 - [NAME OF VOTE 14]		-	-	-	-	-	-	-		-
Vote 15 - [NAME OF VOTE 15]		-	-	-	-	-	-	-		-
Total Revenue by Vote	2	247,967	264,145	264,145	59,632	59,632	22,012	37,620	170.9%	264,14
Expenditure by Vote	1									
Vote 1 - EXECUTIVE AND COUNCIL		24,756	27,901	27,901	1,720	1,720	2,325	(606)	-26.0%	27,90
Vote 2 - BUDGET AND TREASURY		67,857	102,134	102,134	1,218	1,218	8,511	(7,293)	-85.7%	102,13
Vote 3 - CORPORATE SERVICES		48,596	38,858	38,858	2,508	2,508	3,238	(730)	-22.5%	38,85
Vote 4 - COMMUNITY SERVICES		28,875	23,248	23,248	1,971	1,971	1,937	34	1.7%	23,24
Vote 5 - PUBLIC WORKS AND BASIC SERVICES		34,620	33,876	33,876	2,691	2,691	2,823	(132)	-4.7%	33,87
Vote 6 - PLANNING AND DEVELOPMNT		4,849	11,192	11,192	300	300	933	(633)	-67.8%	11,19
Vote 7 - [NAME OF VOTE 8]		-	-	-	-	-	-	-		-
Vote 8 - [NAME OF VOTE 9]		-	-	-	-	-	-	-		-
Vote 9 - [NAME OF VOTE 10]		-	-	-	-	-	-	-		-
Vote 10 - [NAME OF VOTE 11]		-	-	-	-	-	-	-		-
Vote 11 - [NAME OF VOTE 12]		-	-	-	-	-	-	-		-
Vote 12 - [NAME OF VOTE 12]		-	-	-	-	-	-	-		-
Vote 13 - [NAME OF VOTE 13]		-	-	-	-	-	-	-		-
Vote 14 - [NAME OF VOTE 14]		-	-	-	-	-	-	-		-
Vote 15 - [NAME OF VOTE 15]		-	-	-	-	-	-	-		-
Total Expenditure by Vote	2	209,553	237,209	237,209	10,408	10,408	19,767	(9,359)	-47.3%	237,20
Surplus/ (Deficit) for the year	2	38,414	26,937	26,937	49,224	49,224	2,245	46,979	2092.7%	26,93

References

1. Insert 'Vote'; e.g. Department, if different to standard classification structure
2. Must reconcile to Monthly Budget Statement - Financial Performance Statement (standard classification)

KZN436 Dr Nkosazana Dlamini Zuma - Table C4 Monthly Budget Statement - Financial Performance (revenue and expenditure) - M01 July

Description		Ref	2021/22	Budget Year 2022/23							
			Audited Outcome	Original Budget	Adjusted Budget	Monthly actual	YearTD actual	YearTD budget	YTD variance	YTD variance %	Full Year Forecast
R thousands											
Revenue By Source											
Property rates			34,690	37,833	37,833	—	—	3,153	(3,153)	-100%	37,833
Service charges - electricity revenue			—	—	—	—	—	—	—	—	—
Service charges - water revenue			—	—	—	—	—	—	—	—	—
Service charges - sanitation revenue			—	—	—	—	—	—	—	—	—
Service charges - refuse revenue			4,006	3,547	3,547	—	—	296	(296)	-100%	3,547
Rental of facilities and equipment			1,230	935	935	15	15	78	(63)	-81%	935
Interest earned - external investments			7,585	5,594	5,594	21	21	466	(445)	-95%	5,594
Interest earned - outstanding debtors			6,149	5,850	5,850	—	—	487	(487)	-100%	5,850
Dividends received			—	—	—	—	—	—	—	—	—
Fines, penalties and forfeits			1,328	632	632	48	48	53	(5)	-9%	632
Licences and permits			380	503	503	37	37	42	(5)	-12%	503
Agency services			576	353	353	40	40	29	11	37%	353
Transfers and subsidies			148,230	162,061	162,061	59,461	59,461	13,505	45,956	340%	162,061
Other revenue			548	590	590	10	10	49	(39)	-80%	590
Gains			735	2,488	2,488	—	—	207	(207)	-100%	2,488
Total Revenue (excluding capital transfers and contributions)			205,459	220,387	220,387	59,632	59,632	18,366	41,266	225%	220,387
Expenditure By Type											
Employee related costs			74,606	86,553	86,553	5,952	5,952	7,213	(1,261)	-17%	86,553
Remuneration of councillors			11,265	11,557	11,557	926	926	963	(37)	-4%	11,557
Debt impairment			5,088	20,059	20,059	68	68	1,672	(1,604)	-96%	20,059
Depreciation & asset impairment			38,790	56,111	56,111	—	—	4,676	(4,676)	-100%	56,111
Finance charges			11	133	133	—	—	11	(11)	-100%	133
Bulk purchases - electricity			—	—	—	—	—	—	—	—	—
Inventory consumed			3,652	3,587	3,587	481	481	299	182	61%	3,587
Contracted services			43,671	35,397	35,397	1,493	1,493	2,950	(1,457)	-49%	35,397
Transfers and subsidies			1,052	1,061	1,061	33	33	88	(56)	-63%	1,061
Other expenditure			31,419	22,752	22,752	1,457	1,457	1,896	(439)	-23%	22,752
Losses			—	—	—	—	—	—	—	—	—
Total Expenditure			209,553	237,209	237,209	10,408	10,408	19,767	(9,359)	-47%	237,209
Surplus/(Deficit)			(4,094)	(16,821)	(16,821)	49,224	49,224	(1,402)	50,625	(0)	(16,821)
Transfers and subsidies - capital (monetary allocations) (National / Provincial and District)			42,508	43,758	43,758	—	—	3,646	(3,646)	(0)	43,758
Transfers and subsidies - capital (monetary allocations) (National / Provincial Departmental Agencies, Households, Non-profit Institutions, Private Enterprises, Public Corporatons, Higher Educational Institutions)			—	—	—	—	—	—	—	—	—
Transfers and subsidies - capital (in-kind - all)			—	—	—	—	—	—	—	—	—
Surplus/(Deficit) after capital transfers & contributions			38,414	26,937	26,937	49,224	49,224	2,245			26,937
Taxation			—	—	—	—	—	—	—	—	—
Surplus/(Deficit) after taxation			38,414	26,937	26,937	49,224	49,224	2,245			26,937
Attributable to minorities			—	—	—	—	—	—	—	—	—
Surplus/(Deficit) attributable to municipality			38,414	26,937	26,937	49,224	49,224	2,245			26,937
Share of surplus/ (deficit) of associate			—	—	—	—	—	—	—	—	—
Surplus/ (Deficit) for the year			38,414	26,937	26,937	49,224	49,224	2,245			26,937

References

1. Material variances to be explained on Table SC1

KZN436 Dr Nkosazana Dlamini Zuma - Table C5 Monthly Budget Statement - Capital Expenditure (municipal vote, functional classification and funding) - M01 July

Vote Description	Ref	2021/22	Budget Year 2022/23							
		Audited Outcome	Original Budget	Adjusted Budget	Monthly actual	YearTD actual	YearTD budget	YTD variance	YTD variance %	Full Year Forecast
R thousands	1									
Multi-Year expenditure appropriation	2									
Vote 1 - EXECUTIVE AND COUNCIL		-	-	-	-	-	-	-		-
Vote 2 - BUDGET AND TREASURY		12,020	-	-	-	-	-	-		-
Vote 3 - CORPORATE SERVICES		382	28,728	28,728	287	287	2,394	(2,107)	-88%	28,72
Vote 4 - COMMUNITY SERVICES		-	300	300	-	-	25	(25)	-100%	30
Vote 5 - PUBLIC WORKS AND BASIC SERVICES		-	2,300	2,300	-	-	192	(192)	-100%	2,30
Vote 6 - PLANNING AND DEVELOPMNT		-	-	-	-	-	-	-		-
Vote 7 - [NAME OF VOTE 8]		-	-	-	-	-	-	-		-
Vote 8 - [NAME OF VOTE 9]		-	-	-	-	-	-	-		-
Vote 9 - [NAME OF VOTE 10]		-	-	-	-	-	-	-		-
Vote 10 - [NAME OF VOTE 11]		-	-	-	-	-	-	-		-
Vote 11 - [NAME OF VOTE 12]		-	-	-	-	-	-	-		-
Vote 12 - [NAME OF VOTE 12]		-	-	-	-	-	-	-		-
Vote 13 - [NAME OF VOTE 13]		-	-	-	-	-	-	-		-
Vote 14 - [NAME OF VOTE 14]		-	-	-	-	-	-	-		-
Vote 15 - [NAME OF VOTE 15]		-	-	-	-	-	-	-		-
Total Capital Multi-year expenditure	4,7	12,402	31,328	31,328	287	287	2,611	(2,324)	-89%	31,32
Single Year expenditure appropriation	2									
Vote 1 - EXECUTIVE AND COUNCIL		158	60	60	-	-	5	(5)	-100%	6
Vote 2 - BUDGET AND TREASURY		48,767	5,483	5,483	-	-	457	(457)	-100%	5,48
Vote 3 - CORPORATE SERVICES		9,382	38,161	133,051	-	-	11,088	(11,088)	-100%	133,05
Vote 4 - COMMUNITY SERVICES		898	2,152	2,152	-	-	179	(179)	-100%	2,15
Vote 5 - PUBLIC WORKS AND BASIC SERVICES		1,282	17,187	17,187	-	-	1,432	(1,432)	-100%	17,18
Vote 6 - PLANNING AND DEVELOPMNT		(378)	520	520	-	-	43	(43)	-100%	52
Vote 7 - [NAME OF VOTE 8]		-	-	-	-	-	-	-		-
Vote 8 - [NAME OF VOTE 9]		-	-	-	-	-	-	-		-
Vote 9 - [NAME OF VOTE 10]		-	-	-	-	-	-	-		-
Vote 10 - [NAME OF VOTE 11]		-	-	-	-	-	-	-		-
Vote 11 - [NAME OF VOTE 12]		-	-	-	-	-	-	-		-
Vote 12 - [NAME OF VOTE 12]		-	-	-	-	-	-	-		-
Vote 13 - [NAME OF VOTE 13]		-	-	-	-	-	-	-		-
Vote 14 - [NAME OF VOTE 14]		-	-	-	-	-	-	-		-
Vote 15 - [NAME OF VOTE 15]		-	-	-	-	-	-	-		-
Total Capital single-year expenditure	4	60,049	63,563	158,453	-	-	13,204	(13,204)	-100%	158,45
Total Capital Expenditure	3	72,451	94,890	189,780	287	287	15,815	(15,528)	-98%	189,78

Vote Description	Ref	2021/22	Budget Year 2022/23							
		Audited Outcome	Original Budget	Adjusted Budget	Monthly actual	YearTD actual	YearTD budget	YTD variance	YTD variance %	Full Year Forecast
R thousands	1									
Capital Expenditure - Functional Classification										
Governance and administration		61,974	8,295	8,295	-	-	691	(691)	-100%	8,29
Executive and council		158	60	60	-	-	5	(5)	-100%	6
Finance and administration		61,815	8,235	8,235	-	-	686	(686)	-100%	8,23
Internal audit		-	-	-	-	-	-	-	-	-
Community and public safety		1,648	19,487	19,487	-	-	1,624	(1,624)	-100%	19,48
Community and social services		1,183	4,221	4,221	-	-	352	(352)	-100%	4,22
Sport and recreation		-	-	-	-	-	-	-	-	-
Public safety		465	15,266	15,266	-	-	1,272	(1,272)	-100%	15,26
Housing		-	-	-	-	-	-	-	-	-
Health		-	-	-	-	-	-	-	-	-
Economic and environmental services		8,072	64,908	64,908	287	287	5,409	(5,122)	-95%	64,90
Planning and development		1,557	55,298	55,298	287	287	4,608	(4,322)	-94%	55,29
Road transport		6,515	9,610	9,610	-	-	801	(801)	-100%	9,61
Environmental protection		-	-	-	-	-	-	-	-	-
Trading services		757	2,200	2,200	-	-	183	(183)	-100%	2,20
Energy sources		-	-	-	-	-	-	-	-	-
Water management		-	-	-	-	-	-	-	-	-
Waste water management		-	500	500	-	-	42	(42)	-100%	50
Waste management		757	1,700	1,700	-	-	142	(142)	-100%	1,70
Other		-	-	-	-	-	-	-	-	-
Total Capital Expenditure - Functional Classification	3	72,451	94,890	94,890	287	287	7,907	(7,621)	-96%	94,89
Funded by:										
National Government		(382)	30,558	30,558	287	287	2,546	(2,260)	-89%	30,55
Provincial Government		375	13,200	13,200	-	-	1,100	(1,100)	-100%	13,20
District Municipality		-	-	-	-	-	-	-	-	-
Other transfers and grants		-	-	-	-	-	-	-	-	-
Transfers recognised - capital		(7)	43,758	43,758	287	287	3,646	(3,360)	-92%	43,75
Public contributions & donations	5	-	-	-	-	-	-	-	-	-
Borrowing	6	-	-	-	-	-	-	-	-	-
Internally generated funds		13,384	51,132	51,132	-	-	4,261	(4,261)	-100%	51,13
Total Capital Funding		13,377	94,890	94,890	287	287	7,907	(7,621)	-96%	94,89

KZN436 Dr Nkosazana Dlamini Zuma - Table C6 Monthly Budget Statement - Financial Position - M01 July

Description	Ref	2021/22	Budget Year 2022/23			
		Audited Outcome	Original Budget	Adjusted Budget	YearTD actual	Full Year Forecast
R thousands	1					
ASSETS						
Current assets						
Cash		164,820	100,288	100,288	64,765	100,288
Call investment deposits		15,413	48,998	48,998	—	48,998
Consumer debtors		41,392	26,688	26,688	(1,373)	26,688
Other debtors		9,157	6,240	6,240	(1,827)	6,240
Current portion of long-term receivables		—	—	—	—	—
Inventory		—	—	—	—	—
Total current assets		230,781	182,215	182,215	61,566	182,215
Non current assets						
Long-term receivables		—	—	—	—	—
Investments		—	—	—	—	—
Investment property		20,411	12,025	12,025	—	12,025
Investments in Associate		—	—	—	—	—
Property, plant and equipment		484,748	543,739	543,739	287	543,739
Agricultural		—	—	—	—	—
Biological assets		—	—	—	—	—
Intangible assets		455	1,418	1,418	—	1,418
Other non-current assets		—	—	—	—	—
Total non current assets		505,614	557,181	557,181	287	557,181
TOTAL ASSETS		736,396	739,396	739,396	61,853	739,396
LIABILITIES						
Current liabilities						
Bank overdraft		—	—	—	—	—
Borrowing		(0)	171	171	—	171
Consumer deposits		6	2	2	1	2
Trade and other payables		63,833	73,373	73,373	12,628	73,373
Provisions		9,207	12,487	12,487	—	12,487
Total current liabilities		73,046	86,032	86,032	12,629	86,032
Non current liabilities						
Borrowing		—	—	—	—	—
Provisions		17,535	17,111	17,111	—	17,111
Total non current liabilities		17,535	17,111	17,111	—	17,111
TOTAL LIABILITIES		90,581	103,143	103,143	12,629	103,143
NET ASSETS	2	645,815	636,253	636,253	49,224	636,253
COMMUNITY WEALTH/EQUITY						
Accumulated Surplus/(Deficit)		713,097	630,760	630,760	—	630,760
Reserves		5,493	5,493	5,493	—	5,493
TOTAL COMMUNITY WEALTH/EQUITY	2	718,590	636,253	636,253	—	636,253

References

1. Material variances to be explained in Table SC1
2. Total Assets must balance with Total Liabilities
3. Net Assets must balance with Total Community Wealth/Equity

KZN436 Dr Nkosazana Dlamini Zuma - Table C7 Monthly Budget Statement - Cash Flow - M01 July

Description	Ref	2021/22	Budget Year 2022/23							
		Audited Outcome	Original Budget	Adjusted Budget	Monthly actual	YearTD actual	YearTD budget	YTD variance	YTD variance %	Full Year Forecast
R thousands	1									
CASH FLOW FROM OPERATING ACTIVITIES										
Receipts										
Property rates		26,400	30,985	30,985	-	-	2,582	(2,582)	-100%	30,9
Service charges		6,672	3,546	3,546	-	-	296	(296)	-100%	3,5
Other revenue		93,915	25,258	25,258	-	-	2,105	(2,105)	-100%	25,2
Transfers and Subsidies - Operational		134,151	168,413	168,413	-	-	14,034	(14,034)	-100%	168,4
Transfers and Subsidies - Capital		25,600	43,758	43,758	-	-	3,646	(3,646)	-100%	43,7
Interest		15,148	9,689	9,689	-	-	807	(807)	-100%	9,6
Dividends		-	-	-	-	-	-	-	-	-
Payments										
Suppliers and employees		(77,231)	(283,047)	(283,047)	(2,330)	(2,330)	(23,587)	(21,258)	90%	(283,0
Finance charges		-	(133)	(133)	-	-	(11)	(11)	100%	(1
Transfers and Grants		-	(1,061)	(1,061)	-	-	(88)	(88)	100%	(1,0
NET CASH FROM/(USED) OPERATING ACTIVITIES		224,656	(2,592)	(2,592)	(2,330)	(2,330)	(216)	2,114	-979%	(2,5
CASH FLOWS FROM INVESTING ACTIVITIES										
Receipts										
Proceeds on disposal of PPE		-	1,244	1,244	-	-	104	(104)	-100%	1,2
Decrease (increase) in non-current receivables		-	-	-	-	-	-	-	-	-
Decrease (increase) in non-current investments		-	-	-	-	-	-	-	-	-
Payments										
Capital assets		(11,459)	(189,780)	(189,780)	-	-	(15,815)	(15,815)	100%	(189,7
NET CASH FROM/(USED) INVESTING ACTIVITIES		(11,459)	(188,536)	(188,536)	-	-	(15,711)	(15,711)	100%	(188,5
CASH FLOWS FROM FINANCING ACTIVITIES										
Receipts										
Short term loans		-	-	-	-	-	-	-	-	-
Borrowing long term/refinancing		-	-	-	-	-	-	-	-	-
Increase (decrease) in consumer deposits		6	2	2	1	1	2	(1)	-35%	-
Payments										
Repayment of borrowing		-	-	-	-	-	-	-	-	-
NET CASH FROM/(USED) FINANCING ACTIVITIES		6	2	2	1	1	2	1	35%	
NET INCREASE/ (DECREASE) IN CASH HELD		213,202	(191,126)	(191,126)	(2,329)	(2,329)	(15,926)			(191,1
Cash/cash equivalents at beginning:		159,176	150,634	150,634		-	150,634			
Cash/cash equivalents at month/year end:		372,378	(40,492)	(40,492)		(2,329)	134,709			(191,1

References

1. Material variances to be explained in Table SC1

Operating Revenue and Expenditure for July 2022

Operating Revenue and Expenditure for July 2022									
000									
Item Description	Original Budget 2022/2023	Month Budget	Month Actual Received/ Paid	Month Billing	YTD Billing	YTD actual Received/ paid	YTD Budget	% spend/ Recieved 31 July 2022	% spend /Received YTD to date
Property Rates	37,833,015	3,152,751.29	-	-	-	-	3,152,751.29	0%	0%
Rates & Refuse Penalties	5,849,502	487,458.48	-	-	-	-	487,458.48	0%	0%
Service charges	3,547,228.32	295,602.36	-	-	-	-	295,602.36	0%	0%
Traffic fines	324,668	27,055.67	-	-	-	-	27,055.67	167%	14%
Licences and Permit	157,522	13,126.83	45,100.00	-	-	45,100.00	13,126.83	10%	1%
Learners Licences	293,729	24,477.43	1,304.34	-	-	1,304.34	24,477.43	144%	12%
Service charges: Sales: Licence & Permit	5,000	416.67	35,345.29	-	-	35,345.29	416.67	48%	4%
Road and Transport:Taxi Rank	47,160	3,930.00	198.27	-	-	-	3,930.00	0%	0%
Valuation Appeal	33,099	2,758.25	-	-	-	-	2,758.25	0%	0%
Burial Fees	8,128	677.30	-	-	-	-	677.30	0%	0%
Shared Planner & Building Plan inspection fee	200,000	16,666.67	8,606.03	-	-	8,606.03	16,666.67	52%	4%
Rent of facilities and equipment	934,957	77,913.08	14,797.13	-	-	14,797.13	77,913.08	19%	2%
Refuse Garden	10,564	880.36	-	-	-	-	880.36	0%	0%
Interest received-External Investments	5,594,256	466,188.04	21,070.21	-	-	21,070.21	466,188.04	5%	0%
Government grants and subsidies	205,819,000	17,151,583.33	59,461,000.00	-	-	59,461,000.00	17,151,583.33	347%	29%
Library lost books	8,555	712.93	-	-	-	-	712.93	0%	0%
Pound income	307,566	25,630.54	2,753.04	-	-	2,753.04	25,630.54	11%	1%
Printing income	49,490	4,124.17	-	-	-	-	4,124.17	0%	0%
Rates clearance certificates	7,407	617.24	-	-	-	-	617.24	0%	0%
Sale of hay	5,810	484.21	-	-	-	-	484.21	0%	0%
Tender deposits	111,214	9,267.83	-	-	-	-	9,267.83	0%	0%
Seta Training Refund	52,250	4,354.17	-	-	-	-	4,354.17	0%	0%
Disposal of PPE	2,487,998	207,333.17	-	-	-	-	207,333.17	0%	0%
Sundry income	103,900	8,658.33	1,275.11	-	-	1,275.11	8,658.33	15%	1%
Income for Agency Services	353,343	29,445.25	40,446.65	-	-	40,446.65	29,445.25	137%	11%
TOTAL REVENUE	264,145,363	22,012,113.60	59,631,896.07	-	-	59,631,896.07	22,012,113.60	271%	23%
Employee related costs	86,552,957	7,212,746.42	5,951,503.33	-	-	5,951,503.33	7,212,746.42	83%	7%
Remuneration of councillors	11,556,648	963,054.00	926,203.28	-	-	926,203.28	963,054.00	96%	8%
Provision for doubtful debts	20,058,584	1,671,548.67	67,933.26	-	-	67,933.26	1,671,548.67	4%	0%
Depreciation	56,110,651	4,675,887.61	-	-	-	-	4,675,887.61	0%	0%
Repairs and Maintenance	11,398,253	949,854.43	340,589.40	-	-	340,589.40	949,854.43	36%	3%
Finance costs	132,637	11,053.11	-	-	-	-	11,053.11	0%	0%
Contracted services	27,644,732	2,303,727.64	1,632,941.67	-	-	1,632,941.67	2,303,727.64	71%	6%
Transfers and Subsidies	1,060,908	88,409.00	32,562.55	-	-	-	88,409.00	37%	0%
General expenses	22,693,201	1,891,100.08	1,456,526.36	-	-	1,451,721.06	1,891,100.08	77%	6%
TOTAL EXPENDITURE	237,208,571	19,767,381	10,408,259.85	-	-	10,370,892.00	19,767,381	53%	4%
Net Surplus (Deficit)	26,936,792	2,244,733	49,223,636	-	-	49,261,004.07	2,244,733	218%	18%

Appendix C (1) July 2022

Capital Project for 2022/2023

Item Description	Original Budget 2022/2023	Actual spent 31 July 2022	YTD Spent 31 July 2022	% Spent YTD
Procurement of Furniture and Equipment	1,092,000	-	-	0%
Procurement of Computer Equipment	386,000	-	-	0%
Procurement of Computer Software	445,670	-	-	0%
Upgrading of Server	76,000	-	-	0%
Procurement of Parkhome	1,250,000	-	-	0%
Municipal Offices	300,000	-	-	0%
Backup Generator	500,000	-	-	0%
Carport Covers	300,000	-	-	0%
Procurement of Antivirus Software	156,000	-	-	0%
Procurement of fire extinguishers	350,000	-	-	0%
Installation of Cameras	100,000	-	-	0%
Fiber connection	250,000	-	-	0%
External Computer Service-Software Licences	141,600	-	-	0%
Transport Assets	11,300,000	-	-	0%
Construction of Storage Facility	3,000,000	-	-	0%
Drones	90,000	-	-	0%
Shelves or Cabinete for Registry & Corporate Services Office	280,000	-	-	0%
Pocurement of Car wash Equipment	100,000	-	-	0%
Electronic Records Management	300,000	-	-	0%
Construction of Disaster Management Centre	4,000,000	-	-	0%
Creighton CBD Infrastructure Upgrade	1,300,000	-	-	0%
Underberg CBD infrastructure Upgrade	2,500,000	-	-	0%
Informal Trading Infrastructure	500,000	-	-	0%
Construction of Storm Water Drainage	500,000	-	-	0%
Makawusane Sport Field Phase 2	1,500,000	-	-	0%
Hlabeni Community Hall	1,500,000	-	-	0%
Procurement of Plant and Equipment	1,478,828	-	-	0%
Bulwer Landfill Closure and Rehabilitation	400,000	-	-	0%
Building SMME Car Wash	400,000	-	-	0%
Bus Shelters	500,000	-	-	0%
Street light/High Mast (Bulwer)	500,000	-	-	0%
Parks, Paving, Cemeteries and Waste Disposal Sites Toilets	400,000	-	-	0%
Building of Industrial Business Park/ Hub	108,000	-	-	0%
Fresh Produce Market	108,000	-	-	0%
Guard House & on transfer Station	400,000	-	-	0%
Installation of Creighton Dump Site Liner (HDPE)	500,000	-	-	0%
Wool Shearing Sheds	200,000	-	-	0%
Public Open Space	100,000	-	-	0%
Paultry Processing, Packaging and Distribution Hub	200,000	-	-	0%
Mobile Library	1,000,000	-	-	0%
2 x Silos	300,000	-	-	0%
Construction of Animal Sheds	750,000	-	-	0%
Upgrade of Gravel Roads to Concrete Paving (Stip heal sect	3,000,000	-	-	0%
Installation of Creighton Dump Site Liner (HDPE)	500,000	-	-	0%
Designs of Municipal Offices	620,000	-	-	0%
Designs of Bulwer Landfill	800,000	-	-	0%

Item Description	Original Budget 2022/2023	Actual spent 31 July 2022	YTD Spent 31 July 2022	% Spent YTD
Renewal of Gravel Roads	6,750,000	-	-	
TOTAL INTERNAL FUNDED	51,132,098	-	-	0%
Sdangeni Bridge Road	1,700,000	-	-	0%
Underberg Community Town Hall	85,000	-	-	0%
Creighton Artificial Sportfield	8,000,000	-	-	0%
Sopholile Creche	12,500	-	-	0%
Lubovana Creche	12,500	-	-	0%
Cabazi Hall - Covid-19	10,000	-	-	0%
Ndodeni Hall	10,000	-	-	0%
Himeville Business Hives	4,000,000	-	-	0%
Langelihle Creche	3,300,000	-	-	0%
Mafohla Community Hall	3,500,000	-	-	0%
Bulwer Asphalt Road Phase 7	1,928,000	-	-	0%
Underberg Asphalt Road Phase 4	4,000,000	-	-	0%
Himeville Aphalts Phase 3	4,000,000	286,506.18	286,506.18	7%
TOTAL MIG GRANT	30,558,000	286,506.18	286,506.18	1%
Small Town Rehabilitation Grant	5,200,000	-	-	0%
Disaster Management Centre	8,000,000	-	-	0%
TOTAL PROVINCIAL GRANTS	13,200,000			0%
TOTAL CAOITAL EXPENDITURE	94,890,098	286,506.18	286,506.18	1%
Electrification Project 2022/2023				
Electrification	6,352,000	-	-	0%
TOTAL CAPITAL EXPENDITURE INCLUDING INEP	101,242,098	286,506.18	286,506.18	0%

Appendix D

ALLOCATIONS RECEIVED FOR THE FINANCIAL YEAR 2022/2023

Name of Grant	ORIGINAL BUDGET 2022/2023	ACTUAL RECEIVED 31 JULY 2022	YTD RECEIVED 31 JULY 2022	%RECEIVED
Community Library Service Grant	1,223,000.00	-	-	0%
Municipal Finance Management Grant	1,950,000.00	-	-	0%
Expanded Public Works Programme	2,476,000.00	-	-	0%
Provincialisation of Libraries Grant	2,946,000.00	-	-	0%
Integrated National Electrification Programme	6,352,000.00	2,352,000.00	2,353,000.00	37%
Capital:Municipal Infrastructure Grant	30,558,000.00	9,168,000.00	9,168,000.00	30%
Equitable Share	152,466,000.00	59,461,000.00	59,461,000.00	39%
Provincial Government: Small Town Rehabilitation	5,200,000.00	-	5,200,000.00	100%
Provincial Government: Disaster Management Programme	8,000,000.00	-	-	0%
Provincial Government: Municipal Employment Initiative	1,000,000.00	-	-	0%
TOTAL	212,171,000.00	70,981,000.00	76,182,000.00	36%

Workings: Calculation of Cash Coverage Ratio 2021/2022

Municipality:	Dr Nkosazana Dlamini Zuma Municipality
Prepared by Budget Administrator:	N.Khuboni
Reviewed by Assistant CFO:	P.M Mtungwa
Approved by CFO:	KMB Mzimela
Date completed:	2022/07/08

Cash Coverage Ratio: Indicates the municipality's ability to meet at least its monthly fixed operating commitments without collecting any additional revenue during that month.

norm: 3 months

Calculation of Cash Coverage Ratio

Description	2022/23	
R thousand		Final Budget
Surplus/Deficits - A8(Cash and Cash Equivalents-Investments-Commitments)		193,209
Cash/cash equivalents at the year end	215,208	
Other current investments > 90 days	0	
Non current assets - Investments	-	
Less: Application of Cash and Investments		
Unspent conditional transfers	21,970	
Unspent borrowing	-	
Other working capital requirements	-	
Other provisions	-	
Retention	29	
Reserves to be backed by cash/investments	-	
Fixed Operating Commitments		
Employee Related Costs	5,952	
Remuneration of councillors	926	
Operating lease(rent premises and machines etc)	-	
Contracted services	1,483	
Security Services	1,115	
Insurance	-	
Telephone costs	-	
Current portion of long term loan(if applicable).	-	
NB: include Finance charges	-	
Audit Fees	-	
Bank Charges	-	
Fuel and Oil	478	
Printing and Stationery	-	
Protective Clothing and Uniforms	-	
Ward committee expenses	74	
Other expenses	372	
Total Fixed Operating Commitments	10,408	
Monthly Fixed Operating Commitments	10,408	
Cash Coverage Ratio*		18.6

* Cash Coverage Ratio Formula =

Net Cash (Cash equivalents-Investments-Commitments)
Divided by:
Monthly Fixed Operating Commitments

Prepared by : N Khubone

Date : _____ Signature : _____

Approved by :K.M.B Mzimela

Date : _____ Signature : _____



Quality Certificate

I, N.C Vezi Municipal Manager of Dr Nkosazana Dlamini Zuma Local Municipality hereby certify that the Monthly preliminary report on the implementation of budget and the financial state affairs of the municipality for the month of July 2022 of the 2022/2023 financial year has been prepared in accordance with the Municipal Finance Management Act and regulations made under this act.

Print Name: N.C Vezi

Municipal Manager of Dr Nkosazana Dlamini Zuma Municipality, KZN436

Signature: _____

Date: _____

08/08/2022

REPORT ON THE DOWNTIME OF ACCOUNTING SYSTEM

AUTHOR: Chief Financial Officer

First Level: Management
Second Level: Finance Committee
Third Level: Executive Committee
Fourth Level: Council

PURPOSE

To alert the Committee of the recent challenges faced by a department as a result of Samras downtime

LEGISLATIVE FRAMEWORK

Section 65(2)(D) of the MFMA set that, "The accounting officer must for the purpose of subsection (1) take all reasonable steps to ensure that the municipality has and maintains a management, accounting and information system."

Section 65(2)(j) of the MFMA set that, "All financial accounts of the municipality are closed at the end of each month and reconciled with its records."

DISCUSSION

Network downtime refers to inaccessibility to part or all of a network due to the failure of hardware, software or some combination of the two. It can involve internal failure or a connection to the external network. Network downtime can cause more than just lost revenue, including the following: lost productivity; lost files; angry customers; damaged brand reputation; anxious employees.

The municipality is dissatisfied about MTN's performance as they fail to keep the internet & network connectivity up and running at all times. Network Engagement Session between **Dr NDZ** and **MTN** senior management to address internet & network issues took place on the 18th July 2022. MTN has promised to up their game, to improve the situation and ICT Unit is monitoring the performance.

What happens when a network service goes down?

Some network services are needed by employees and third parties in order to do their work, especially to connect to the Accounting System. When the network services become unavailable, the employees are unable to complete certain tasks. This creates a domino effect that can bring down the overall productivity.

PROGRESS TO DATE

- ICT and Management are working together with both MTN and Power vision to resolve this challenge
- MTN has promised to put more network infrastructure to boost the connectivity

FINANCIAL AND OTHER IMPLICATIONS

- Delays in executing accounting transactions on time
- Accounting errors which delays the preparation of financial reports
- Financial Data credibility risks
- Billing not done on time

RECOMMENDATIONS

- It is recommended that the report be noted by the Committee

DR NKOSAZANA DLAMINI-ZUMA LOCAL MUNICIPALITY						
GRANTS SUMMARY JUNE 2022-2023						
DR NKOSAZANA DLAMINI-ZUMA LOCAL MUNICIPALITY						
GRANTS SUMMARY JULY 2022-2023						
DESCRIPTION	VOTE NUMBER	ORIGINAL BUDGET 2022/2023	ROLL-OVER/OPENING BALANCE 01 JULY 2022	TOTAL RECEIVED 31 JULY 2022	TOTAL SPENT 31 JULY 2022	TOTAL UNSPENT 31 JULY 2022
NATIONAL TREASURY GRANTS						
MIG	30311070111	30,558,000	-	9,168,000	329,482	8,838,518
FMG	30311070231	1,950,000	-	-	37,500	37,500
EPWP	30311070221	2,476,000	-	-	6,650	6,650
ELECTRIFICATION GRANT	30311070131	6,352,000	-	2,352,000	-	2,352,000
SUB-TOTAL		41,336,000	-	11,520,000	373,632	11,146,368
KZN PROVINCIAL GRANTS						
LIBRARY SERVICE OPERATIONAL GRANT	30311070251	1,223,000	-	-	-	-
SMALL TOWN REHABILITATION	30311070211	5,200,000	5,200,000	-	-	5,200,000
DISASTER MANAGEMENT PROGRAMME	30311070321	8,000,000	-	-	-	-
MUNICIPAL EMPLOYMENT INITIATIVE	30311070391	1,000,000	-	-	-	-
SUB-TOTAL		15,423,000	5,200,000	-	-	5,200,000
OTHER						
BHIDLA HOUSING PROJECT	30311072940/1/2	5,624,057				5,624,057
SUB-TOTAL		5,624,057	-	-	-	5,624,057
TOTAL GRANTS		62,383,057	5,200,000	11,520,000	373,632	21,970,425
PREPARED BY: _____		DATE: _____				
L.B Hlengwa						
APPROVED BY: _____		DATE: _____				
P.Mntungwa						

DR NKOSAZANA DLAMINI ZUMA MUNICIPALITY INVESTMENT REGISTER 2022/2023 AS AT 31 JULY 2022										
Vote Numbers	Description	Account number	Opening balance 01-Jul-22	Invested as at 31-Jul-22	Withdrawals as at 31-Jul-22	Bank Charges	Interest capitalised 31-Jul-22	Closing Balance Bank statement 31-Jul-22	Closing Balance as per Main Ledger 31-Jul-22	%
4 030 101 687 0	FNB CALL DEPOSIT	74165605518	911 251,64	-	-	-	3 320,45	914 572,09	914 572,09	0%
4 030 101 608 0	FNB BANK INVESTMENT	62008452071	1 628 101,98	-	-	-	4 516,31	1 632 618,29	1 632 618,29	1%
4 030 101 222 1	FIXED DEPOSIT	74942423951	6 015 282,92	-	-	-	-	6 015 282,92	6 015 282,92	3%
4 030 101 017 1	FIXED DEPOSIT	76200660952	-	30 000 000,00	-	-	-	30 000 000,00	30 000 000,00	14%
4 030 101 003 1	FIXED DEPOSIT	74938172372	5 053 547,73	-	-	-	21 806,41	5 075 354,14	5 075 354,14	2%
4 030 101 779 0	FNB CALL ACCOUNT	62550105011	206 030,72	-	-	(29,00)	742,26	206 743,98	206 743,98	0%
4 030 101 183 0	FNB BUSINESS MONEY M	462235619197	1 743 788,32	31 267 892,40	(30 000 000,00)	(80,00)	24 623,36	3 036 224,08	3 036 224,08	1%
4 030 101 771 0	FNB CALL DEPOSIT	62810888935	467 982,76	-	-	(99,00)	1 057,77	468 941,53	468 941,53	0%
4 030 101 186 0	FNB CALL DEPOSIT	62810887119	279 115,18	-	-	(99,00)	630,88	279 647,06	279 647,06	0%
4 030 101 005 0	FNB CALL DEPOSIT	74906990821	31 267 892,40	-	(31 267 892,40)	-	-	-	-	0%
4 030 101 011 1	NED BANK INVESTMENT	03/7881098635/000047	30 889 266,21	-	(30 889 266,21)	-	-	-	-	0%
4 030 101 038 1	NED BANK INVESTMENT	03/7881098635/000049	-	30 000 000,00	-	-	-	30 000 000,00	30 000 000,00	14%
4 030 101 007 1	NED BANK INVESTMENT	03/7881098635/000050	-	10 000 000,00	-	-	-	10 000 000,00	10 000 000,00	5%
4 030 101 436 0	INVESTEC BANK	1100540834-4500	10 644 689,69	-	(10 644 689,69)	-	-	-	-	0%
4 030 101 037 1	INVESTEC BANK	1100540834-4500	-	10 644 689,69	-	-	46 830,80	10 691 520,49	10 691 520,49	5%
4 030 101 042 0	STANDARD BANK	52070336	4 417,48	-	-	(105,00)	-	4 312,48	4 312,48	0%
4 030 101 008 1	STANDARD BANK	478735995 015	32 107 786,59	-	(32 107 786,59)	-	-	-	-	0%
4 030 101 018 1	STANDARD BANK	478735995 0017	-	32 107 786,59	-	-	-	32 107 786,59	32 107 786,59	15%
4 030 101 010 1	STANDARD BANK	478735995 0018	-	30 000 000,00	-	-	-	30 000 000,00	30 000 000,00	14%
4 030 101 070 1	ABSA BUSINESS BANK	2079795620	31 330 603,91	-	-	-	420 911,64	31 751 515,55	31 751 515,55	15%
4 030 101 012 1	ABSA BUSINESS BANK	2080353520	15 000 000,00	-	(15 198 115,07)	-	198 115,07	(0,00)	(0,00)	0%
4 030 101 004 1	ABSA BUSINESS BANK	2080543474	-	15 000 000,00	-	-	-	15 000 000,00	15 000 000,00	7%
TOTAL			167 549 767,53	189 020 368,68	(150 107 749,96)	(412,00)	722 554,95	207 184 529,20	207 184 529,20	100%
BALANCE AS PER AFS 2021/2022										

Cash and Cash Equivalent

Accrued interest										
Interest on Primary bank acc	62026224999	11 524 373,22					21 070,21	Primary account 999	6 787 380,89	
Interest on Money market	52551036969	1 157 118,67					2 969,63	Primary account 6969	1 236 577,18	
Total		180 231 259,42				Total	746 594,79		215 208 487,27	

FNB 47 629 394,09
 NED BANK 40 000 000,00
 INVESTEC 10 691 520,49
 STANDARD BANK 62 112 099,07
 ABSA BUSINESS BANK 46 751 515,55
207 184 529,20

Prepared by:

N.P. Blose


Date:



Approved by:

P. Mtungwa

Date:




FNB
 First National Bank

how can we help you?



5937

DR NKOSAZANA DLAMINI ZUMA LOCAL
1 MAIN RD
CREIGHTON
3263
☒ Business Investment Desk Branch
 1 First Place, Mezzanine Fl, Bank City
 P.O. Box 1153
 Johannesburg, 2000

 e-Mail ipp@fnb.co.za
 Web fnb.co.za

Branch Code 00878

Tax Invoice/Statement Number 60
 Customer VAT Reg. No. Not Provided
 Bank VAT Reg. No. 4210102051
 Product Bus 32 Day Interest Plus Acc
 Account Number 74165605518
 Statement Period 30 June 2022 to 30 July 2022

Date	Description	Amount	Balance
Opening Balance as at 30 June 2022		ZAR	911 251.64 Cr
22 Jul 2022	Cr.int.rate 5,00000	0.000.00 Cr	911 251.64 Cr
31 Jul 2022	Interest payment generated	3 320.45 Cr	914 572.09 Cr
Closing Balance as at 30 July 2022		ZAR	914 572.09 Cr

If there is an entry on your statement you wish to query, please contact your nearest FNB branch or FNB Telephone Banking Enquiries at 087 320 4321 as soon as possible, preferably within 30 days, in order that it may be investigated.

First National Bank - a Division of FirstRand Bank Limited. Reg No. 1929/001225/06.
 An Authorised Financial Services and Credit Provider (NCRCP20).

The VAT rate has increased from 14% to 15% from 1 April 2018.

Inclusive of VAT @ 15.00%

Total VAT included on this statement R0.00

Total Bank Charges R0.00



how can we help you?

BBST233 051308

DR NKOSAZANA DLAMINI ZUMA LOCAL
MUNICIPALITY
P O BOX 62
CREIGHTON
3263
XABAN@NDZ.GOV.ZA

P.O. Box 1153

Johannesburg, 2000

Street Address Business Investment Desk Branch

1 First Place, Mezzanine Fl, Bank City

Universal Branch Code 250655

fnb.co.za

Lost Cards 087-575-9444

Account Enquiries 087-320-4321

Customer VAT Registration Number Not Provided
Bank VAT Registration Number 4210102051

Money Market Investment : 62008452071

Tax Invoice/Statement Number : 233

Statement Period : 30 June 2022 to 30 July 2022

Statement Date : 30 July 2022

Statement Balances		Bank Charges		Interest Rate	
Opening Balance	1,628,101.98 Cr	Service Fees	0.00	Credit Rate**	Tiered
Closing Balance	1,632,618.29 Cr	Cash Deposit Fees	0.00	Debit Rate (Non-NCA)	0.00%
# Inclusive of VAT @ 15.00%	0.00	Cash Handling Fees	0.00		
Total VAT (ZAR)	0.00	Other Fees	0.00		

Transactions in RAND (ZAR)

Date	Description	Amount	Balance	Accrued Bank Charges
22 Jul	Cr.Int.Rate 3,90000	0.00	1,628,101.98 Cr	
30 Jul	Int On Credit Balance	4,516.31 Cr	1,632,618.29 Cr	

Closing Balance

1,632,618.29 Cr

Turnover for Statement Period

No. Credit Transactions	1	4,516.31 Cr
No. Debit Transactions	0	0.00

Please contact us within 30 days from your statement date, should you wish to query an entry on this statement (incl. card transactions done during this statement period, but not yet reflecting). Should we not hear from you, we will assume that you have received the statement and that it is correct.

For more information on your Pricing Option, please contact us or visit our website.

**For the latest Credit Rates on product, please go to fnb.co.za

First National Bank - a division of FirstRand Bank Limited. Registration Number 1929/001225/06. An Authorised Financial Services and Credit Provider (NCRCP20).

On 22 July 2022, the Prime Lending Rate changed to 9.00%. This may impact the rate on any of your credit facilities.

Branch Number	Account Number	Date	DDA CE/00/CA/KY/KY/NA/B9/M6/DM/N	FN
878	62008452071	2022/07/30	MONEY MARKET INVESTMENT	



how can we help you?

PUBLIC SECTOR BANKING
2 First Place, 6th Floor
Cnr Pritchard and Simmonds Streets
Bank City, Johannesburg
P O Box 1153
Johannesburg, 2000

Web www.fnb.co.za
Email commdesk@fnb.co.za
Telephone 087 311 9790

DR NKOSAZANA DLAMINI ZUMA LOCAL MUNICIPALITY
31 July 2022

The following are investments held at FNB Cash Investment as at the above date:

Account Number	74942423951
Account Type	Fixed Deposit
Opening Balance as at 30 June 2022	R6,015,292.92
Term	90 Days
Effective Interest Rate	5.520%
Maturity Date	28 September 2022
Interest accrued as at 31 July 2022	R29,110.73

If there is any information on your summary you wish to query, please contact us as soon as possible.

FNB Public Sector Banking - Investments

Clare Nyama	Cherity Gabela	Ndisha Libago
☎ 087 312 3625	☎ 087 311 8119	☎ 087 328 0390



how can we help you?

PUBLIC SECTOR BANKING
2 First Place, 6th Floor
Cnr Pritchard and Simmonds Streets
Bank City, Johannesburg
P O Box 1153
Johannesburg, 2000

Web www.fnb.co.za
Email commdesk@fnb.co.za
Telephone 087 311 9790

DR NKOSAZANA DLAMINI ZUMA LOCAL MUNICIPALITY
31 July 2022

The following are investments held at FNB Cash Investment as at the above date:

Account Number	76200660952
Account Type	Fixed Deposit
Opening Balance as at 08 July 2022	R30,000,000.00
Term	31 Days
Effective Interest Rate	5.250%
Maturity Date	08 August 2022
Interest accrued as at 31 July 2022	R103,561.64

If there is any information on your summary you wish to query, please contact us as soon as possible.

FNB Public Sector Banking - Investments

Clare Nyama	Cherity Gabela	Ndisha Libago
☎ 087 312 3625	☎ 087 311 8119	☎ 087 328 0390



how can we help you?

37581

***DR NKOSAZANA DLAMINI ZUMA LOCAL**
P O BOX 62
CREIGHTON
3263

✉ Business Investment Desk Branch
 1 First Place, Mezzanine Fl, Bank City
 P.O. Box 1153
 Johannesburg, 2000

e-Mail ipp@fnb.co.zaWeb fnb.co.za

Branch Code 00878

Tax Invoice/Statement Number 4

Customer VAT Reg. No. Not Provided
 Bank VAT Reg. No. 4210102051
 Product Fixed Deposits
 Account Number 74938172372
 Statement Period 30 June 2022 to 30 July 2022

Fixed Interest Rate 5.25% per annum
 Investment Period 30 Days
 Maturity Date 29 July 2022

Date	Description	Amount	Balance
Opening Balance as at 30 June 2022		ZAR	5 053 547.73 Cr
29 Jul 2022	Interest payment generated	21 806.41 Cr	5 075 354.14 Cr
Closing Balance as at 30 July 2022		ZAR	5 075 354.14 Cr

If there is an entry on your statement you wish to query, please contact your nearest FNB branch or FNB Telephone Banking Enquiries at 087 320 4321 as soon as possible, preferably within 30 days, in order that it may be investigated.

First National Bank - a Division of FirstRand Bank Limited. Reg No. 1929/001225/06.
 An Authorised Financial Services and Credit Provider (NCRCP20).

The VAT rate has increased from 14% to 15% from 1 April 2018.

Inclusive of VAT @ 15.00%

Total VAT included on this statement

R0.00

Total Bank Charges

R0.00



how can we help you?

BBST86 018879

DR NKOSAZANA DLAMINI ZUMA LOCAL
MUNICIPALITY
BULWER COMMUNITY SERVICE CENTR
P O BOX 62
CREIGHTON
3263

☑ P.O. Box 1153

Johannesburg, 2000

Street Address Business Investment Desk Branch

1 First Place, Mezzanine Fl, Bank City

Universal Branch Code 250655

🌐 fnb.co.za

Lost Cards 087-575-9444

Account Enquiries 087-320-4321

Customer VAT Registration Number Not Provided
Bank VAT Registration Number 4210102051

Call Account : 62550105011

Tax Invoice/Statement Number : 86

Statement Period : 30 June 2022 to 31 July 2022

Statement Date : 31 July 2022

Statement Balances		Bank Charges		Interest Rate	
Opening Balance	206,030.72 Cr	Service Fees	0.00	Credit Rate**	Tiered
Closing Balance	206,743.98 Cr	Cash Deposit Fees	0.00	Debit Rate (Non-NCA)	0.00%
# Inclusive of VAT @ 15.00%	3.78 Dr	Cash Handling Fees	0.00		
Total VAT (ZAR)	3.78 Dr	Other Fees	29.00 Dr		

Transactions in RAND (ZAR)

Date	Description	Amount	Balance	Accrued Bank Charges
22 Jul	Cr.Int.Rate 4,75000	0.00	206,030.72 Cr	
28 Jul	#Statement Fee	0.00	206,030.72 Cr	29.00
28 Jul	#Value Added Serv Fees	29.00	206,001.72 Cr	
31 Jul	Int On Credit Balance	742.26 Cr	206,743.98 Cr	

Closing Balance

206,743.98 Cr

Turnover for Statement Period

No. Credit Transactions 1	742.26 Cr
No. Debit Transactions 1	29.00 Dr

Please contact us within 30 days from your statement date, should you wish to query an entry on this statement (incl. card transactions done during this statement period, but not yet reflecting). Should we not hear from you, we will assume that you have received the statement and that it is correct.

For more information on your Pricing Option, please contact us or visit our website.

**For the latest Credit Rates on product, please go to fnb.co.za

First National Bank - a division of FirstRand Bank Limited. Registration Number 1929/001225/06. An Authorised Financial Services and Credit Provider (NCRCP20).

On 22 July 2022, the Prime Lending Rate changed to 9.00%. This may impact the rate on any of your credit facilities.

Branch Number	Account Number	Date	DDA PB/00/CA/KY/KY/MM/B9/C3/DM/N	FN
878	62550105011	2022/07/30	CALL ACCOUNT	



0000046

how can we help you?

Computer Generated Copy

BBST69 000361

*DR NKOSAZANA DLAMINI ZUMA LOCAL MUNICIPALITY
P O BOX 43
HIMEVILLE
3256
XABAN@NDZ.GOV.ZA

☒ P.O. Box 1153
Johannesburg, 2000
Street Address Business Investment Desk Branch
1 First Place, Mezzanine Fl, Bank City
Universal Branch Code 250655
fnb.co.za
Lost Cards 087-575-9444
Account Enquiries 087-320-4321

Customer VAT Registration Number Not Provided
Bank VAT Registration Number 4210102051

Money Market Investment : 62235619197

Tax Invoice/Statement Number : 69
Statement Period : 1 July 2022 to 1 August 2022
Statement Date : 1 August 2022

Statement Balances		Bank Charges		Interest Rate	
Opening Balance	33,011,680.72 Cr	Service Fees	80.00 Dr	Credit Rate**	Tiered
Closing Balance	3,036,224.08 Cr	Cash Deposit Fees	0.00	Debit Rate (Non-NCA)	0.00%
# Inclusive of VAT @ 15.00%	10.43 Dr	Cash Handling Fees	0.00		
Total VAT (ZAR)	10.43 Dr	Other Fees	0.00		

Transactions in RAND (ZAR)

Date	Description	Amount	Balance	Accrued Bank Charges
08 Jul	Opening Transfer To Transfer To 7620066076200660952	30,000,000.00	3,011,680.72 Cr	
18 Jul	Int On Credit Balance	24,623.36 Cr	3,036,304.08 Cr	
18 Jul	#Service Fees	80.00	3,036,224.08 Cr	
22 Jul	Cr.Int.Rate 3,90000	0.00	3,036,224.08 Cr	

Closing Balance

3,036,224.08 Cr

Turnover for Statement Period

No. Credit Transactions 1	24,623.36 Cr
No. Debit Transactions 2	30,000,080.00 Dr

Please contact us within 30 days from your statement date, should you wish to query an entry on this statement (incl. card transactions done during this statement period, but not yet reflecting). Should we not hear from you, we will assume that you have received the statement and that it is correct.

For more information on your Pricing Option, please contact us or visit our website.

**For the latest Credit Rates on product, please go to fnb.co.za

First National Bank - a division of FirstRand Bank Limited. Registration Number 1929/001225/06. An Authorised Financial Services and Credit Provider (NCRCP20).

On 22 July 2022, the Prime Lending Rate changed to 9.00%. This may impact the rate on any of your credit facilities.



how can we help you?

BBST38 025402

*DR NKOSAZANA DLAMINI ZUMA LOCAL
TITLE DEED HOUSING ACCOUNT
P O BOX 62
CREIGHTON
3263

✉ P O Box 219
Underberg 3257
Street Address Underberg
Main Street
Universal Branch Code 250655
📧 services@rmb.co.za
Client Service Suite 087 312 5601
Lost Cards 0800-11-01-32

Customer VAT Registration Number Not Provided
Bank VAT Registration Number 4210102051

Public Sector Cheque Account : 62810888935

Tax Invoice/Statement Number : 38
Statement Period : 30 June 2022 to 31 July 2022
Statement Date : 31 July 2022

Statement Balances		Bank Charges		Interest Rate	
Opening Balance	467,982.76 Cr	Service Fees	99.00 Dr	Credit Rate**	3.50%
Closing Balance	468,941.53 Cr	Cash Deposit Fees	0.00	Debit Rate (Non-NCA)	12.00%
# Inclusive of VAT @ 15.00%	12.91 Dr	Cash Handling Fees	0.00		
Total VAT (ZAR)	12.91 Dr	Other Fees	0.00		

Transactions in RAND (ZAR)

Date	Description	Reference	Amount	Fee	Internal Use
09 Jul	Bank Charges - Service Charges				
	#Service Fees		99.00		1 dda887
	Interest				
09 Jul	62810888935		1,057.77 Cr		2 dda887

Closing Balance

468,941.53Cr

62810888935 Final balance as at end

30 June 2022	467,982.76 Cr
9 July 2022	468,941.53 Cr

Turnover for Statement Period

No. Credit Transactions 1	1,057.77 Cr
No. Debit Transactions 1	99.00 Dr

Please contact us within 30 days from your statement date, should you wish to query an entry on this statement (incl. card transactions done during this statement period, but not yet reflecting). Should we not hear from you, we will assume that you have received the statement and that it is correct.

For more information on your Pricing Option, please contact us or visit our website.

**For the latest Credit Rates on product, please go to fnb.co.za

First National Bank - a division of FirstRand Bank Limited. Registration Number 1929/001225/06. An Authorised Financial Services and Credit Provider (NCRCP20).

0000048



how can we help you?

BBST38 025401

*DR NKOSAZANA DLAMINI ZUMA LOCAL
 *BHIDLA RURAL HOUSING PROJECT
 P O BOX 62
 CREIGHTON
 3263

☑ P O Box 219
 Underberg 3257
 Street Address Underberg
 Main Street
 Universal Branch Code 250655
 ✉ services@rmb.co.za
 Client Service Suite 087 312 5601
 Lost Cards 0800-11-01-32

Customer VAT Registration Number Not Provided
 Bank VAT Registration Number 4210102051

Public Sector Cheque Account : 62810887119

Tax Invoice/Statement Number : 38
 Statement Period : 30 June 2022 to 31 July 2022
 Statement Date : 31 July 2022

Statement Balances		Bank Charges		Interest Rate	
Opening Balance	279,115.18 Cr	Service Fees	99.00 Dr	Credit Rate**	3.50%
Closing Balance	279,647.06 Cr	Cash Deposit Fees	0.00	Debit Rate (Non-NCA)	12.00%
# Inclusive of VAT @ 15.00%	12.91 Dr	Cash Handling Fees	0.00		
Total VAT (ZAR)	12.91 Dr	Other Fees	0.00		

Transactions in RAND (ZAR)

Date	Description	Reference	Amount	Fee	Internal Use
09 Jul	Bank Charges - Service Charges				
	#Service Fees		99.00		1 dda887
	Interest				
09 Jul	62810887119		630.88 Cr		2 dda887

Closing Balance

279,647.06 Cr

62810887119 Final balance as at end

30 June 2022	279,115.18 Cr
9 July 2022	279,647.06 Cr

Turnover for Statement Period

No. Credit Transactions 1	630.88 Cr
No. Debit Transactions 1	99.00 Dr

Please contact us within 30 days from your statement date, should you wish to query an entry on this statement (incl. card transactions done during this statement period, but not yet reflecting). Should we not hear from you, we will assume that you have received the statement and that it is correct.

For more information on your Pricing Option, please contact us or visit our website.

**For the latest Credit Rates on product, please go to fnb.co.za

First National Bank - a division of FirstRand Bank Limited. Registration Number 1929/001225/06. An Authorised Financial Services and Credit Provider (NCRCP20).

Branch Number	Account Number	Date	DDA D1/2E/AV/XR/XR/RK/PE/L7/WB/N	FN
887	62810887119	2022/07/30	PUBLIC SECTOR CHEQUE ACCOUNT	

STATEMENT

NEDBANK
GROUP

003001000000000378810986352707222



THE INVESTMENT MANAGER
DR NKOSAZANA DLAMINI ZUMA MUNICIPALITY
P O BOX 62
CREIGHTON
UMZINTO
3263

Branch	Domestic Treasury
Account Number	03/7881098635/000047
Date	27 July 2022
Statement Period	30 June 2022 to 27 July 2022
Due Date	27 July 2022
Period	90 days
Type of Investment	Fixed Deposit
Statement Frequency	Month End

NEDBANK CONTACT DETAILS

Business Banking	Nedbank Head Office, 135 Rivonia Road, Sandown, Sandton, 2196, South Africa 0860 115 060 business@nedbank.co.za
------------------	--

The interest rate for your investment, as agreed between you and Nedbank, is calculated to six decimals and rounded to two decimals for the full investment term.

The calculation for interim statements is the same and, as a result, the interest you see on interim statements may differ from the interest for the full investment term.

Transaction Date	Description and additional information	Movement	Rate	Days	Accrued interest	Amount
2022-06-30	Opening Balance				270 810.01	30 889 266.21
2022-07-27	Int Accrued On R30 889 266.21 From 2022-07-01 To 2022-07-26		5,0000	26	110 016.56	30 889 266.21
2022-07-27	Capital Due	-30 889 266.21				0.00
2022-07-27	Int Paid				-380 826.57	0.00
2022-07-27	Closing Balance					0.00

Yours sincerely

NEDBANK LIMITED

This statement is electronically generated and requires no signature by Nedbank Limited.

Please examine this statement soonest. If no error is reported within 30 days after receipt, the statement will be considered as being correct.

Please note that month-end statements include transactions up to and including the last day of the month as well as interest transactions for the first day of the next month.

The investment is subject to the terms and conditions for investment accounts, available at

<https://www.nedbank.co.za/content/nedbank/desktop/gt/en/corporates/investing/corporate-and-institutional-investments.html>

This communication is produced and transmitted electronically. While we have taken all reasonable steps to ensure the accuracy, integrity and confidentiality of the information, Nedbank Limited will not be liable if the information contained in this communication is corrupted, inaccurate or fails to reach its intended destination. The information in this communication is confidential and intended solely for the addressee and may also be privileged or exempt from disclosure under applicable law. If you are not the addressee, or have received this email in error, please notify the sender immediately, delete it from your system and do not copy, disclose or otherwise act on any part of this communication. You should also treat any pages attached to this communication in line with the disclaimer.



STATEMENT

003001000000000378810986351307222

THE INVESTMENT MANAGER
DR NKOSAZANA DLAMINI ZUMA MUNICIPALITY
P O BOX 62
CREIGHTON
UMZINTO
3263

Branch	Domestic Treasury
Account Number	03/7881098635/000049
Date	13 July 2022
Statement Period	13 July 2022 to 13 July 2022
Due Date	11 August 2022
Period	30 days
Type of Investment	Fixed Deposit
Statement Frequency	Month End

NEDBANK CONTACT DETAILS

Business Banking	Nedbank Head Office, 135 Rivonia Road, Sandown, Sandton, 2196, South Africa 0860 115 060 business@nedbank.co.za
------------------	--

The interest rate for your investment, as agreed between you and Nedbank, is calculated to six decimals and rounded to two decimals for the full investment term.

The calculation for interim statements is the same and, as a result, the interest you see on interim statements may differ from the interest for the full investment term.

Transaction Date	Description and additional information	Movement	Rate	Days	Accrued interest	Amount
2022-07-13	Opening Balance				0.0	0.0
2022-07-13	New Investment Effective 2022-07-12	30 000 000.00	5,5500			30 000 000.00
2022-07-13	Int Accrued On R30 000 000.00 From 2022-07-12 To 2022-07-12		5,5500	1	4 561.64	30 000 000.00
2022-07-13	Closing Balance				4 561.64	30 000 000.00

Yours sincerely
NEDBANK LIMITED

This statement is electronically generated and requires no signature by Nedbank Limited.

Please examine this statement soonest. If no error is reported within 30 days after receipt, the statement will be considered as being correct.

Please note that month-end statements include transactions up to and including the last day of the month as well as interest transactions for the first day of the next month.

The investment is subject to the terms and conditions for investment accounts, available at

<https://www.nedbank.co.za/content/nedbank/desktop/gt/en/corporates/investing/corporate-and-institutional-investments.html>

This communication is produced and transmitted electronically. While we have taken all reasonable steps to ensure the accuracy, integrity and confidentiality of the information, Nedbank Limited will not be liable if the information contained in this communication is corrupted, inaccurate or fails to reach its intended destination. The information in this communication is confidential and intended solely for the addressee and may also be privileged or exempt from disclosure under applicable law. If you are not the addressee, or have received this email in error, please notify the sender immediately, delete it from your system and do not copy, disclose or otherwise act on any part of this communication. You should also treat any pages attached to this communication in line with the disclaimer.

STATEMENT

NEDBANK
GROUP

003001000000000378610986352907222

THE INVESTMENT MANAGER
DR NKOSAZANA DLAMINI ZUMA MUNICIPALITY
P O BOX 62
CREIGHTON
UMZINTO
3263

Branch	Domestic Treasury
Account Number	03/7881098635/000050
Date	29 July 2022
Statement Period	29 July 2022 to 29 July 2022
Due Date	29 August 2022
Period	31 days
Type of Investment	Fixed Deposit
Statement Frequency	Month End

NEDBANK CONTACT DETAILS

Business Banking Nedbank Head Office, 135 Rivonia Road,
Sandown, Sandton, 2196, South Africa
0860 115 060
business@nedbank.co.za

The interest rate for your investment, as agreed between you and Nedbank, is calculated to six decimals and rounded to two decimals for the full investment term.

The calculation for interim statements is the same and, as a result, the interest you see on interim statements may differ from the interest for the full investment term.

Transaction Date	Description and additional information	Movement	Rate	Days	Accrued Interest	Amount
2022-07-29	Opening Balance				0.0	0.0
2022-07-29	New Investment	10 000 000.00	5,7500			10 000 000.00
2022-07-29	Int Accrued On R10 000 000.00 From 2022-07-29 To 2022-07-29		5,7500	1	1 575.34	10 000 000.00
2022-07-29	Closing Balance				1 575.34	10 000 000.00

Yours sincerely
NEDBANK LIMITED

This statement is electronically generated and requires no signature by Nedbank Limited.

Please examine this statement soonest. If no error is reported within 30 days after receipt, the statement will be considered as being correct.

Please note that month-end statements include transactions up to and including the last day of the month as well as interest transactions for the first day of the next month.

The investment is subject to the terms and conditions for investment accounts, available at

<https://www.nedbank.co.za/content/nedbank/desktop/gt/en/corporates/investing/corporate-and-institutional-investments.html>

This communication is produced and transmitted electronically. While we have taken all reasonable steps to ensure the accuracy, integrity and confidentiality of the information, Nedbank Limited will not be liable if the information contained in this communication is corrupted, inaccurate or fails to reach its intended destination. The information in this communication is confidential and intended solely for the addressee and may also be privileged or exempt from disclosure under applicable law. If you are not the addressee, or have received this email in error, please notify the sender immediately, delete it from your system and do not copy, disclose or otherwise act on any part of this communication. You should also treat any pages attached to this communication in line with the disclaimer.

Out of the Ordinary*



Investec Specialist Bank

31 JUL 2022

100 Grayston Drive
Sandton, 2196

Investec Bank Limited

100 Grayston Drive Sandown Sandton 2196
PO Box 785700 Sandton 2146 South Africa
T +27 (0) 11 286 7000 F +27 (0) 11 286 9555
www.investec.co.za

Dr Nkosazana Dlamini Zuma Local Municipality
PO Box 62
Creighton
3263

ACCOUNT STATEMENT
Tax invoice number
Investec VAT number

Page 1 of 1
22000020
4620124729

Statement date 31 Jul 2022
Statement period 01 Jul - 31 Jul 2022
Currency South African Rand

Account number 1100540834450
Account type Fixed Deposit
Branch code 580105
Electronic account number 50011313277

Opening balance deal summary

Reference	Deal amount	Start	End	Rate %
DA 10999307	10,644,689.69CR	1JUL2022	3OCT2022	5.18

Date	Description	Capital		Rate%	Days	Interest	
		Amount	Balance			Amount	Balance
1JUL2022	OPENING BALANCE		0.00				
1JUL2022	Fixed Deposit DA 10999307	10,644,689.69CR	10,644,689.69CR				
31JUL2022	INTEREST DA 10999307			5.18CR	31	46,830.80CR	46,830.80CR
31JUL2022	CLOSING BALANCE		10,644,689.69CR			INTEREST	46,830.80CR
31JUL2022	INTEREST ACCRUED	46,830.80CR					
	CLOSING BALANCE INCLUDING INTEREST		10,691,520.49CR				

Grow your savings with Investec's bank guaranteed, Money Fund linked Accounts. Questions?
Call us on 0860 110 161.

0000053



Standard Bank

Product
BUSINESS CURRENT ACCOUNT

Address
MAIN STREET
CREIGHTON
CREIGHTON
3263

Statement period 2022-07-01 to 2022-07-31

Account preferred centre PIETERMARITZBURG

Customer contact centre 0860 123 000

Internet www.standardbank.co.za

Page 1 of 1

Date 04 August 2022

Time 17:11

Account identification

Name of account DR NKOSAZANA DLAMINI ZUMA MUNI

Account number 052070336

Transaction details

Post date (YYYY-MM-DD)	Transaction description	Fee	Payments	Deposits	Balance
	Opening Balance				R 4,417.48
2022-07-30	##MONTHLY MANAGEMENT FEE 3007		R -105.00		R 4,312.48
	ACC 052070336				
2022-07-30	Balance brought forward				R 4,312.48

These fees include VAT at the applicable prevailing rate in accordance with the VAT Act.

Your account information

Statement summary

Payments	R 105.00
Deposits	R 0.00
Fee	R 0.00

Your full transaction record is available on your account statement. The balance could change if there are transactions that still need to be processed.

Please consider the clause that follows carefully as it limits the bank's liability and constitutes an assumption of risk by you.

Please check that all transactions on this statement are correct and tell the bank if there are any mistakes within 60 days of the date of this statement, after which, we will consider this statement to be correct.

Statement number 4
Cycle/Despatch indicator ZE
Page 1 of 1

Return address:
Midlands
PO Box 61577, Marshalltown, 2107

Account preferred centre Midlands
Branch code 7626
Customer contact centre 0860 101 341

Date 30 June 2022

DR NKOSAZANA DLAMINI ZUMA MUNI
PO BOX 62
CREIGHTON
3263

Account identification

Name of account: DR NKOSAZANA DLAMINI
Account number: 47 873 599 5 - 015

Your investment information

Original investment amount	R 31,700,757.55
Date of original investment	31 March 2022
Investment maturity date	30 June 2022

Interest and capital payment details
Account to which:

Name
Bank
Branch
Account number

Interest is paid

No disposal instructions on file

Capital is paid

No disposal instructions on file

Transaction details

Date ccyy mm dd	Transaction description	Withdrawals	Deposits	Interest rate	Balance
2022 06 01	Statement opening balance				
2022 06 30	Payment	R 31,700,757.55		5.150%	R 31,700,757.55
	Balance as at 30 June 2022				R 0.00 R 0.00

Interest payment details

Date ccyy mm dd	Period		Investment amount	Interest rate	Interest amount
	From ccyy mm dd	To ccyy mm dd			
2022 06 30	2022 03 31	2022 06 29	R 31,700,757.55	5.150%	R 407,029.0400

CR. to Std bank suspense A/c, deposited to (019) on 7/7/2022

0062515875

Please verify all transactions reflected on this statement and notify any discrepancies to the Bank as soon as possible.

The Standard Bank of South Africa (Reg. No. 1962/000738/06). Authorised financial services provider.

VAT reg no: 4100105461 Registered credit provider (NCRCP15).

We subscribe to the Code of Banking Practice of the Banking Association South Africa and, for unresolved disputes, support resolution through the Ombudsman for Banking Services.



Statement number 1
Cycle/Despatch indicator ME
Page 1 of 1

Return address:
Midlands
PO Box 61577, Marshalltown, 2107

Account preferred centre Midlands
Branch code 7626
Customer contact centre 0860 101 341

Date 30 July 2022

DR NKOSAZANA DLAMINI ZUMA MUNI
PO BOX 62
CREIGHTON
3263

Account identification

Name of account: DR NKOSAZANA DLAMINI
Account number: 47 873 599 5 - 017

Your investment information

Original investment amount	R 32,107,786.59
Date of original investment	7 July 2022
Investment maturity date	10 August 2022

Interest and capital payment details**Account to which:**

Name
Bank
Branch
Account number

Interest is paid

No disposal instructions on file

Capital is paid

No disposal instructions on file

Transaction details

Date ccyy mm dd	Transaction description	Withdrawals	Deposits	Interest rate	Balance
2022 07 07	Transfer from 478735995-015 Balance as at 30 July 2022		R 32,107,786.59	5.850%	R 0.00 R 32,107,786.59 R 32,107,786.59

0062515875

Please verify all transactions reflected on this statement and notify any discrepancies to the Bank as soon as possible.

The Standard Bank of South Africa (Reg. No. 1962/000738/06). Authorised financial services provider.

VAT reg no: 4100105461 Registered credit provider (NCRCP15).

We subscribe to the Code of Banking Practice of the Banking Association South Africa and, for unresolved disputes, support resolution through the Ombudsman for Banking Services.



Fixed Deposit

Statement number 1
 Cycle/Despatch indicator ME
 Page 1 of 1

Return address:
 Midlands
 PO Box 61577, Marshalltown, 2107

Account preferred centre Midlands
 Branch code 7626
 Customer contact centre 0860 101 341

Date 30 July 2022

DR NKOSAZANA DLAMINI ZUMA MUNI
 PO BOX 62
 CREIGHTON
 3263

Account identification

Name of account: DR NKOSAZANA DLAMINI
 Account number: 47 873 599 5 - 018

Your investment information

Original investment amount	R 30,000,000.00
Date of original investment	29 July 2022
Investment maturity date	31 October 2022

Interest and capital payment details

Account to which:

Name
 Bank
 Branch
 Account number

Interest is paid

No disposal instructions on file

Capital is paid

No disposal instructions on file

Transaction details

Date ccyy mm dd	Transaction description	Withdrawals	Deposits	Interest rate	Balance
2022 07 29	Transfer from 420111972 Balance as at 30 July 2022		R 30,000,000.00	6.600%	R 0.00 R 30,000,000.00 R 30,000,000.00

0062515875

Please verify all transactions reflected on this statement and notify any discrepancies to the Bank as soon as possible.

The Standard Bank of South Africa (Reg. No. 1962/000738/06). Authorised financial services provider.

VAT reg no: 4100105461 Registered credit provider (NCRCP15).

We subscribe to the Code of Banking Practice of the Banking Association South Africa and, for unresolved disputes, support resolution through the Ombudsman for Banking Services.

DR NKOSAZANA DLAMINI ZUMA LOCAL MUNICIPAL ABSA BANK

PO BOX 62
CREIGHTON
3263PUBSECKZN
FIXED DEPOSIT
ACCOUNT NUMBER : 20-7979-5620
CAPITAL AMOUNT : 31 751 515,55
INTEREST RATE : 6,65

STATEMENT FOR PERIOD 03082022 - 08082022

DATE	TRANS DESCRIPTIONS	REFERENCE	TRAN AMOUNT	SUB ACC BAL
030822	BALANCE B/FORWARD	*	0	0,00
030822	INTEREST	HEADOFFICE	420 911,64	420 911,64
030822	MATURITY	HEADOFFICE	31330 603,91	31751 515,55
050822	OPEN DEPOSIT	HEADOFFICE	31751 515,55-	0,00
(EFFECTIVE 030822)				

ACCRUED TRANSACTIONS AS AT 08/08/22

ACCRUED INTEREST 28 924,32
ACCRUED BONUS INTEREST 0,00AMOUNT CEDED 0,00
QTDF pres

DR NKOSAZANA DLAMINI ZUMA LOCAL MUNICIPAL ABSA BANK

PO BOX 62
CREIGHTON
3263PUBSECKZN
FIXED DEPOSIT
ACCOUNT NUMBER : 20-8035-3520
CAPITAL AMOUNT : 0,00
INTEREST RATE : 5,24

STATEMENT FOR PERIOD 08072022 - 02082022

DATE	TRANS DESCRIPTIONS	REFERENCE	TRAN AMOUNT	SUB ACC BAL
080722	BALANCE B/FORWARD	*	0	0,00
080722	INTEREST	HEADOFFICE	198 115,07	198 115,07
080722	MATURITY	HEADOFFICE	15000 000,00	15198 115,07
080722	TRF CLOSE DEBIT	HEADOFFICE	15198 115,07-	0,00
CREDIT A/C: 0000004053302752				

ACCRUED TRANSACTIONS AS AT 02/08/22

ACCRUED INTEREST 0,00
ACCRUED BONUS INTEREST 0,00

AMOUNT CEDED 0,00

QTDF pres

DR NKOSAZANA DLAMINI ZUMA LOCAL MUNICIPAL ABSA BANK

PO BOX 62
CREIGHTON
3263PUBSECKZN
FIXED DEPOSIT
ACCOUNT NUMBER : 20-8054-3474
CAPITAL AMOUNT : 15 000 000,00
INTEREST RATE : 6,08

STATEMENT FOR PERIOD 22072022 - 10082022

DATE	TRANS DESCRIPTIONS	REFERENCE	TRAN AMOUNT	SUB ACC BAL
220722	BALANCE B/FORWARD	*	0	0,00
220722	TELLER TRANSFER CR HEADOFFICE		15000 000,00	15000 000,00
	DEBIT A/C: 0000004053302752			
	(EFFECTIVE 210722)			
220722	OPEN DEPOSIT	HEADOFFICE	15000 000,00-	0,00
	(EFFECTIVE 210722)			

ACCRUED TRANSACTIONS AS AT 10/08/22

ACCRUED INTEREST

49 972,60

ACCRUED BONUS INTEREST

0,00

AMOUNT CEDED

QTDF pres

0000060



how can we help you?

BBST2978 266282

*DR NKOSAZANA DLAMINI ZUMA LOCAL
MUNICIPALITY
P O BOX 62
CREIGHTON
3263
MTUNGWAP@NDZ.GOV.ZA

✉ P O Box 219
Underberg 3257

Street Address Underberg
Main Street

Universal Branch Code 250655
fnb.co.za

Lost Cards 087-575-9406

Account Enquiries 087-736-2247

Fraud 087-311-8607

Customer VAT Registration Number Not Provided
Bank VAT Registration Number 4210102051

Public Sector Cheque Account : 62026224999

Tax Invoice/Statement Number : 2978
Statement Period : 29 July 2022 to 30 July 2022
Statement Date : 30 July 2022

Statement Balances		Bank Charges		Interest Rate	
Opening Balance	6,681,094.14 Cr	Service Fees	0.00	Credit Rate**	3.50%
Closing Balance	6,787,380.89 Cr	Cash Deposit Fees	0.00	Debit Rate (Non-NCA)	12.00%
# Inclusive of VAT @ 15.00%	0.00	Cash Handling Fees	0.00		
Total VAT (ZAR)	0.00	Other Fees	0.00		

Transactions in RAND (ZAR)

Date	Description	Amount	Balance	Accrued Bank Charges
30 Jul	Scheduled Pymt From Ndzm 262065	343.82Cr	6,681,437.96Cr	
30 Jul	Scheduled Pymt From Ndzm 84215	300.00Cr	6,681,737.96Cr	
30 Jul	Scheduled Pymt From Kwas 246665	1,070.00Cr	6,682,807.96Cr	
30 Jul	Scheduled Pymt From Acc 13015	1,300.00Cr	6,684,107.96Cr	
30 Jul	Scheduled Pymt From Ndzm 30055955	1,210.55Cr	6,685,318.51Cr	
30 Jul	Payment Cr Speedpoint00082151Fn	600.00Cr	6,685,918.51Cr	
30 Jul	FNB OB Pmt Ndzm 136715	2,288.85Cr	6,688,207.36Cr	
30 Jul	FNB OB Pmt Ndzm 136675	1,296.20Cr	6,689,503.56Cr	
30 Jul	FNB OB Pmt Ndzm 136685	3,355.40Cr	6,692,858.96Cr	
30 Jul	FNB OB Pmt Ndzm 136695	1,148.45Cr	6,694,007.41Cr	
30 Jul	FNB OB Pmt Ndzm 136705	6,084.65Cr	6,700,092.06Cr	
30 Jul	FNB OB Pmt 97525	1,000.00Cr	6,701,092.06Cr	
30 Jul	Int-Banking Pmt Frm 246145	1,856.65Cr	6,702,948.71Cr	
30 Jul	FNB OB Pmt 84295 Erf48 Hville	408.33Cr	6,703,357.04Cr	
30 Jul	FNB OB Pmt Ndzm 30058343	3,698.06Cr	6,707,055.10Cr	
30 Jul	FNB OB Pmt Ndzm 30059832	5,745.77Cr	6,712,800.87Cr	
30 Jul	FNB OB Pmt Ndzm 30061338	540.00Cr	6,713,340.87Cr	
30 Jul	FNB OB Pmt Corniway Props 55215	1,976.35Cr	6,715,317.22Cr	
30 Jul	FNB OB Pmt Kwas 217425 Gouveia	1,085.43Cr	6,716,402.65Cr	
30 Jul	FNB OB Pmt Di Blakey (13305)	1,518.70Cr	6,717,921.35Cr	
30 Jul	FNB OB Pmt 5955 D. Factor	1,514.71Cr	6,719,436.06Cr	
30 Jul	FNB OB Pmt 173375 Pienaar	3,865.33Cr	6,723,301.39Cr	
30 Jul	FNB OB Pmt 71685 Pienaar	1,081.88Cr	6,724,383.27Cr	
30 Jul	FNB OB Pmt Ndzm 233915	276.40Cr	6,724,659.67Cr	
30 Jul	FNB OB Pmt Kwas 102725	500.00Cr	6,725,159.67Cr	

Branch Number	Account Number	Date	DDA DB/2E/AV/XR/XR/RK/PE/L7/WB/N	FN
887	62026224999	2022/07/30	PUBLIC SECTOR CHEQUE ACCOUNT	

0000061

Transactions in RAND (ZAR) : 62026224999

Date	Description	Amount	Balance	Accrued Bank Charges
30 Jul	FNB App Payment From Ndzm 262115	1,167.63Cr	6,728,327.30Cr	
30 Jul	FNB App Payment From Ndzm 259565	2,000.00Cr	6,728,327.30Cr	
30 Jul	FNB OB Pmt 26285 Underberg For	2,284.95Cr	8,736,612.25Cr	
30 Jul	FNB OB Pmt 217475 Underberg For	472.70Cr	6,737,084.95Cr	
30 Jul	FNB OB Pmt 246655 Underberg For	3,613.05Cr	6,740,698.00Cr	
30 Jul	FNB OB Pmt 217535 Underberg For	7,422.10Cr	6,748,120.10Cr	
30 Jul	FNB App Payment From Ndzm 50415	500.00Cr	6,748,620.10Cr	
30 Jul	FNB App Payment From Ndzm 233055	1,100.00Cr	6,749,720.10Cr	
30 Jul	FNB OB Pmt Ndzm136725	6,158.25Cr	6,755,878.35Cr	
30 Jul	Magtape Credit Quin Familndzm-123285	77.50Cr	6,755,955.85Cr	
30 Jul	Magtape Credit Quin Familndzm-123275	126.06Cr	6,756,081.91Cr	
30 Jul	Magtape Credit 12214	200.00Cr	6,756,281.91Cr	
30 Jul	Magtape Credit 173115	244.33Cr	6,756,526.24Cr	
30 Jul	Magtape Credit Ndzm 181155	250.00Cr	6,756,776.24Cr	
30 Jul	Magtape Credit Investecpb136245	255.80Cr	6,757,032.04Cr	
30 Jul	Magtape Credit Quin Familndzm-194725	336.75Cr	6,757,368.79Cr	
30 Jul	Magtape Credit Quin Familndzm-107485	352.35Cr	6,757,721.14Cr	
30 Jul	Magtape Credit Acc No 30059942	447.40Cr	6,758,168.54Cr	
30 Jul	Magtape Credit Quin Familndzm-194745	491.55Cr	6,758,660.09Cr	
30 Jul	Magtape Credit Investecpb136265	545.11Cr	6,759,205.20Cr	
30 Jul	Magtape Credit Investecpb136255	581.88Cr	6,759,787.08Cr	
30 Jul	Magtape Credit Ndzm 266004	600.00Cr	6,760,387.08Cr	
30 Jul	Magtape Credit Ndzm 173455	676.15Cr	6,761,063.23Cr	
30 Jul	Magtape Credit Quin Familndzm 238105 VI	790.75Cr	6,761,853.98Cr	
30 Jul	Magtape Credit Kwas 107065	880.25Cr	6,762,734.23Cr	
30 Jul	Magtape Credit ABSA Bank Kwas 128785	942.41Cr	6,763,676.64Cr	
30 Jul	Magtape Credit Quin Familndzm-136745	967.75Cr	6,764,644.39Cr	
30 Jul	Magtape Credit Capitec C Storey	1,000.00Cr	6,765,644.39Cr	
30 Jul	Magtape Credit Quin Familndzm-152335	1,146.05Cr	6,766,790.44Cr	
30 Jul	Magtape Credit Kwas173015	1,300.00Cr	6,768,090.44Cr	
30 Jul	Magtape Credit Quin Familndzm-136735	1,343.80Cr	6,769,434.24Cr	
30 Jul	Magtape Credit Ndzm 30057940	1,500.00Cr	6,770,934.24Cr	
30 Jul	Magtape Credit 30060564 - Ndzm	1,500.00Cr	6,772,434.24Cr	
30 Jul	Magtape Credit 30061888	1,586.00Cr	6,774,020.24Cr	
30 Jul	Magtape Credit 220135 C E F T	1,586.90Cr	6,775,607.14Cr	
30 Jul	Magtape Credit 262085	1,600.00Cr	6,777,207.14Cr	
30 Jul	Magtape Credit 68695	1,967.00Cr	6,779,174.14Cr	
30 Jul	Magtape Credit Dndz102875	2,460.45Cr	6,781,634.59Cr	
30 Jul	Magtape Credit Quin Familndzm-246015	2,736.30Cr	6,784,370.89Cr	
30 Jul	Magtape Credit Investecpbndzm 30061936	3,000.00Cr	6,787,370.89Cr	
Closing Balance			6,787,380.89Cr	

Turnover for Statement Period

No. Credit Transactions 65	106,286.75 Cr
No. Debit Transactions 0	0.00

Please contact us within 30 days from your statement date, should you wish to query an entry on this statement (incl. card transactions done during this statement period, but not yet reflecting). Should we not hear from you, we will assume that you have received the statement and that it is correct.

For more information on your Pricing Option, please contact us or visit our website.

**For the latest Credit Rates on product, please go to fnb.co.za

First National Bank - a division of FirstRand Bank Limited. Registration Number 1929/001225/06. An Authorised Financial Services and Credit Provider (NCRCP20). On 22 July 2022, the Prime Lending Rate changed to 9.00%. This may impact the rate on any of your credit facilities.

Branch Number	Account Number	Date	DDA DB/2E/AV/XR/XR/PE/L7/WB/N	FN
887	62026224999	2022/07/30	PUBLIC SECTOR CHEQUE ACCOUNT	

0000062


FNB
 First National Bank

how can we help you?

BBST2954 022051

*DR NKOSAZANA DLAMINI ZUMA LOCAL
 MUNICIPALITY
 P O BOX 62
 CREIGHTON
 3263
 MTUNGWAP@NDZ.GOV.ZA

P O Box 219

Underberg 3257

Street Address Underberg

Main Street

Universal Branch Code 250655

fnb.co.za

Lost Cards 087-575-9406

Account Enquiries 087-736-2247

Fraud 087-311-8607

Customer VAT Registration Number Not Provided
 Bank VAT Registration Number 4210102051

Public Sector Cheque Account : 62026224999

Tax Invoice/Statement Number : 2954

Statement Period : 1 July 2022 to 2 July 2022

Statement Date : 2 July 2022

Statement Balances		Bank Charges		Interest Rate	
Opening Balance	2,800,332.80 Cr	Service Fees	108.00 Dr	Credit Rate**	2.75%
Closing Balance	2,827,134.52 Cr	Cash Deposit Fees	3,583.82 Dr	Debit Rate (Non-NCA)	11.25%
# Inclusive of VAT @ 15.00%	481.54 Dr	Cash Handling Fees	0.00		
Total VAT (ZAR)	481.54 Dr	Other Fees	0.00		

Transactions in RAND (ZAR)

Date	Description	Amount	Balance	Accrued Bank Charges
02 Jul	FNB App Payment From 217495	1,500.00 Cr	2,801,832.80 Cr	
02 Jul	ADT Cash Deposit 00114104	800.00 Cr	2,802,632.80 Cr	
02 Jul	FNB OB Pmt Ndzm 30063330	500.00 Cr	2,803,132.80 Cr	9.12
02 Jul	FNB OB Pmt 173375 Pienaar	3,865.33 Cr	2,806,998.13 Cr	
02 Jul	FNB App Payment From Kwas 263845	1,250.00 Cr	2,808,248.13 Cr	
02 Jul	Magtape Credit Aucor	58.00 Cr	2,808,306.13 Cr	
02 Jul	Magtape Credit ABSA Bank Kwas 84945	200.00 Cr	2,808,506.13 Cr	
02 Jul	Magtape Credit Ndzm 173935	600.00 Cr	2,809,106.13 Cr	
02 Jul	Magtape Credit ABSA Bank 68125-Underberg	650.00 Cr	2,809,756.13 Cr	
02 Jul	Int On Credit Balance	21,070.33 Cr	2,830,826.34 Cr	
02 Jul	#Service Fees	108.00	2,830,718.34 Cr	
02 Jul	#Cash Deposit Fee	3,583.82	2,827,134.52 Cr	
Closing Balance			2,827,134.52 Cr	

Turnover for Statement Period

No. Credit Transactions 10

No. Debit Transactions 2

30,493.54 Cr

3,691.82 Dr

Please contact us within 30 days from your statement date, should you wish to query an entry on this statement (incl. card transactions done during this statement period, but not yet reflecting). Should we not hear from you, we will assume that you have received the statement and that it is correct.

For more information on your Pricing Option, please contact us or visit our website.
 **For the latest Credit Rates on product, please go to fnb.co.za

Branch Number	Account Number	Date	CDR DSD/2022/07/02	FN
687	62026224999	2022/07/02	PUBLIC SECTOR CHEQUE ACCOUNT	



how can we help you?

BBST449 009572
DR NKOSAZANA DLAMINI ZUMA
MUNICIPALITY
P O BOX 62
CREIGHTON
3263
MTUNGWAP@NDZ.GOV.ZA

☒ P O Box 2
Ixopo 3276
Street Address Ixopo
Lot 12 Stuartstown, Margaret Street, Ixopo
Universal Branch Code 250655
fnb.co.za
Lost Cards 087-575-9406
Account Enquiries 087-736-2247
Fraud 087-311-8607

0000063

Customer VAT Registration Number Not Provided
Bank VAT Registration Number 4210102051

Public Sector Cheque Account : 52551036969

Tax Invoice/Statement Number : 449
Statement Period : 1 July 2022 to 1 August 2022
Statement Date : 1 August 2022

Statement Balances		Bank Charges		Interest Rate	
Opening Balance	1,157,118.67 Cr	Service Fees	80.92 Dr	Credit Rate**	3.50%
Closing Balance	1,236,577.18 Cr	Cash Deposit Fees	0.00	Debit Rate (Non-NCA)	12.00%
# Inclusive of VAT @ 15.00%	152.46 Dr	Cash Handling Fees	0.00		
Total VAT (ZAR)	152.46 Dr	Other Fees	1,088.00 Dr		

Transactions in RAND (ZAR)

Date	Description	Amount	Balance	Accrued Bank Charges
13 Jul	Magtape Credit Poenama 2150336713	100.00Cr	1,157,218.67Cr	
13 Jul	Magtape Credit Poenama 2150336714	300.00Cr	1,157,518.67Cr	
13 Jul	Magtape Credit Poenama 2150336715	500.00Cr	1,158,018.67Cr	
15 Jul	#Audit Report Fee Audit Report & Cert	1,088.00	1,156,930.67Cr	
22 Jul	Cr.Int.Rate 3.50000	0.00	1,156,930.67Cr	
28 Jul	Magtape Credit Basa23 207S1001004752	76,721.20Cr	1,233,651.87Cr	
31 Jul	Int On Credit Balance	2,969.63Cr	1,236,621.50Cr	
31 Jul	#Monthly Account Fee	80.92	1,236,540.58Cr	
01 Aug	Magtape Credit Basa23 207S1001005336	36.60Cr	1,236,577.18Cr	

Closing Balance

1,236,577.18Cr

Turnover for Statement Period

No. Credit Transactions 6	80,627.43 Cr
No. Debit Transactions 2	1,168.92 Dr

Please contact us within 30 days from your statement date, should you wish to query an entry on this statement (incl. card transactions done during this statement period, but not yet reflecting). Should we not hear from you, we will assume that you have received the statement and that it is correct.

For more information on your Pricing Option, please contact us or visit our website.

**For the latest Credit Rates on product, please go to fnb.co.za

First National Bank - a division of FirstRand Bank Limited. Registration Number 1929/001225/06. An Authorised Financial Services and Credit Provider (NCRCP20).
On 22 July 2022, the Prime Lending Rate changed to 9.00%. This may impact the rate on any of your credit facilities.

EXPENDITURE MANAGEMENT REPORT FOR JULY 2022

AUTHOR	:	Chief Financial Officer(KMB)
Levels	:	1 st Level –MANCO
	:	2 ND Level- Committee
	:	3 RD Level-Exco
	:	4 th Level-Council

2. PURPOSE

To report to the committee on the payments made during the month of July 2022

3. LEGAL REQUIREMENTS

- MFMA Act NO .56 of 2003

4. BACKGROUND AND REASONING

The accounting officer of a municipality is responsible for the management of the expenditure of the municipality. The accounting officer must take all reasonable steps to ensure that the municipality has and maintains an effective system of expenditure control, including procedures for approval, authorisation, withdrawal and payments of funds

The accounting officer must also make sure that the municipality has and maintains a system of internal control in respect of creditors and payments, that payments by the municipality are made directly to the person to whom it is due unless agreed otherwise for reasons as may be prescribed, and that all money owing by the municipality be paid within 30 days of receiving the relevant invoice or statement, unless prescribed otherwise for certain categories of expenditure.

5. FINANCIAL IMPLICATIONS

No financial implications

6. STAFF IMPLICATIONS

No staff implications

7. Annexures

- Payment listing DR Nkosazana Dlamini Zuma Municipality
- Top ten creditors
- Compliance
- Free basic electricity

7. RECOMMENDATIONS

That this report noted by the committee

List of payments made during July 2022

SUPPLIER NAME	Description	AMOUNT	Invoice date	PAYMENT DATE	COMPLI ANT
Isite Computers	Laptop charger for S Gwala	2 165,25	26/06/2022	08/07/2022	YES
Kembar Trading	Maintenance of streetlights Creighton ,himville bulwer	319 726,77	21/06/2022	08/07/2022	YES
Bulwer and Donnybrook	Transport for ward committee training	52 800,00	13/06/2022	08/07/2022	YES
Nu Printers	Purchase of anti fraud and corruption flyers	3 634,00	20/06/2022	08/07/2022	YES
Patad & Signs	Stickers of anti fraud corruption branding	2 950,00	15/06/2022	08/06/2022	YES
Ikhenani Lethu	Himeville septic tank	12 500,00	29/06/2022	08/07/2022	YES
Ikhenani Lethu	Underberg taxi rank septic tank On 07/03/2022	15 000,00	29/06/2022	08/07/2022	YES
Ikhenani Lethu	Underberg taxi rank septic tank on 14/04/2022	15 000,00	29/06/2022	08/07/2022	YES
Bulwer and Donnybrook	Transport for ward committee training	33 000,00	29/06/2022	08/07/2022	YES
Nomjombo Trading	Alcohol antibacterial wipes	29 300,00	27/06/2022	08/07/2022	YES
Zetacom Technology	Repair computer	10 798,00	28/06/2022	08/07/2022	YES
Tunimart Travel	Accommodation for X Khumalo attending skills development	3 223,94	20/06/2022	07/07/2022	YES
Tunimart Travel	Accommodation for S Mngadi attending electricity energy portfolio based induction programme	1 611,97	24/06/2022	07/07/2022	YES
Tunimart Travel	Accommodation for Van Zyl attending MPAC training	1 766,97	24/06/2022	07/07/2022	YES
Okwethu All services	Crusher run for PWBS Centers	30 000,00	17/06/2022	08/07/2022	YES
Patad & Signs	Purchase of two up banners & 2pop	5 450,00	15/06/2022	08/06/2022	YES
Ayanda Mbanga	Advert for Senior positions post	107 076,96	27/06/2022	08/07/2022	YES
Laduma Sports	Protective clothing for anti fraud and anti corruption awareness campaign	2 817,50	23/06/2022	08/07/2022	YES
Rotrat Enterpris	Apple laptop charger	1 999,00	23/06/2022	08/07/2022	YES
Disang Trading	First Dose of Hepatitis B Vaccination	14 350,00	21/06/2022	08/07/2022	YES
Isite Computers	Laptop for Holiwe	19 705,00	01/06/2022	08/07/2022	YES
Isite Computers	Laptop bag for Holiwe	781,97	01/06/2022	08/07/2022	YES
Lusted & Jonhson	Back up generator at Creighton	2 000,07	28/06/2022	07/07/2022	YES
Lusted & Jonhson	Back up generator at Creighton	2 000,00	29/06/2022	07/07/2022	YES
Lusted & Jonhson	Back up generator at Creighton	2 000,00	29/06/2022	07/07/2022	YES
Lusted & Jonhson	Back up generator at Bulwer library	2 000,00	28/06/2022	07/07/2022	YES
Lusted & Jonhson	Back up generator at underberg licencing	2 000,00	29/06/2022	07/07/2022	YES
Lusted & Jonhson	Back up generator at Bulwer CSC	2 000,00	28/06/2022	07/07/2022	YES
YNY Trading	Radio slot discussion on anti corruption	25 000,00	10/06/2022	08/07/2022	YES
Welcony Investment	refuse bag for bulwer creighton underberg	108 995,85	22/06/2022	08/07/2022	YES
Goodmorning IT	Purchase laptop and accessories	38 866,00	29/06/2022	08/07/2022	YES
YNY Trading	Radio slot at harry gwala Fm for youth programmes	29 000,00	30/06/2022	08/07/2022	YES
Qaulity services	Facilitator for the sport training coaches	29 750,00	20/06/2022	08/07/2022	YES
Bulwer trading store	support for Shezi Family	1 500,00	27/06/2022	08/07/2022	YES
Buwer trading store	support for Zondi Family	1 500,00	27/06/2022	08/07/2022	YES
Buwer trading store	support for Babone family	1 500,00	27/06/2022	08/07/2022	YES
Buwer trading store	support for Nxele family	1 500,00	27/06/2022	08/07/2022	YES
Buwer trading store	support for Mathu family	1 500,00	27/06/2022	08/07/2022	YES
Buwer trading store	support for Dube family	1 500,00	22/06/2022	08/07/2022	YES
Buwer trading store	support for Mqathi family	1 500,00	27/06/2022	08/07/2022	YES
Buwer trading store	Support for Sithole family	1 500,00	27/06/2022	08/07/2022	YES
Bulwer and Donnybrook	Transport for learners attending childrens day	5 600,00	22/06/2022	08/07/2022	YES
Shemuntu & Sons	provision of performing art facilitator services	29 500,00	29/06/2022	08/07/2022	YES
MTN	MPLS VPN Services	337 127,00	01/06/2022	08/07/2022	YES
MTN	MPLS VPN Services	337 127,00	30/06/2022	08/07/2022	YES
Eyesizukulwane Trading	protective clothing for EPWP staff	490 400,00	29/06/2022	08/07/2022	YES
Vuyokazi Dusubane	audit performance and audit committee held	11 450,00	30/06/2022	08/07/2022	YES
YKL Construction	servicing & repairs of stream train locomotives	741 750,00	21/06/2022	04/07/2022	YES
Tunimart Travel	Accommodation for W Mbanjwa	1 611,97	29/06/2022	21/07/2022	YES
Tunimart Travel	Accommodation for Memela Dlamini,Mbanjwa	5 287,88	29/06/2022	21/07/2022	YES
Tunimart Travel	Accommodation for Van Zyl	5 300,91	29/06/2022	21/07/2022	YES
Mabhuca Suppliers	supply and install of 60 ton road weighbridge	376 550,00	28/06/2022	04/07/2022	YES
The Scaleman	supply and install of 60 ton road weighbridge	519 225,00	28/06/2022	04/07/2022	YES
Lusted & Jonhson	Petrol for brushcutters	2 000,00	10/06/2022	07/07/2022	YES
Kwakhazumula	Supply and delivery of material for child protection	50 725,00	27/06/2022	06/07/2022	YES
Maduvane Trading Enterprise	Cold tar bags ,bitumen drums	38 625,00	29/06/2022	06/07/2022	YES
Ntshengula	Supply of brahman breeding bull	78 000,00	30/06/2022	06/07/2022	YES
Event	supply protective clothing	9 255,06	28/06/2022	06/07/2022	YES
Banele Construction	Cater for children day	15 000,00	27/06/2022	06/07/2022	YES
Mkhonzeni Media Production	Supply & delivery of community gardening tools	28 950,00	29/06/2022	06/07/2022	YES
Icon Music	provision of recording studio	76 200,00	30/06/2022	06/07/2022	YES
Matthew Francis	17% on debt collection	21 361,23	17/06/2022	06/07/2022	YES
N Lugongolo	preparation of risk committee meeting	7 450,00	22/06/2022	06/07/2022	YES
Simiso Ngidi	attending audit and performance audit committee	10 305,00	30/06/2022	06/07/2022	YES
Ashley Gonzalves	attending audit and performance audit committee	14 900,00	28/06/2022	06/07/2022	YES
N Lugongolo	Audit & performance audit committee	7 450,00	30/06/2022	06/07/2022	YES
Nomonde Gedze	Audit & performance audit committee	6 870,00	28/06/2022	06/07/2022	YES
NC Zezi	reimburse for circuit breaker earth leakage on municipal house	287,13	21/06/2022	06/07/2022	YES
RCN Engeneering	creighton asphalts reten paid crtficate 9	23 614,00	21/06/2022	06/07/2022	YES
EnviroServ	removal of waste from himeville transfer station	227 563,75	31/05/2022	06/07/2022	YES
Shardesh Sewlal	Underberg Town phase2 certificate 1	145 714,29	28/06/2022	06/07/2022	YES
FMA Engeneers	Design & project management of creighton waste disposal	75 900,00	28/06/2022	06/07/2022	YES
Igoda Projects	greater amakhuze cabazi ph4 certificate 5	51 513,87	22/06/2022	06/07/2022	YES
Igoda Projects	Greater bulwer phase 4 certificate 7	60 037,72	22/06/2022	06/07/2022	YES
Igoda Projects	Greater Nhlanhleni /Goxhil phase 4 certificate 5	31 034,66	22/06/2022	06/07/2022	YES
Igoda Projects	Greater Nkwezela phase 4 certificate 5	23 998,97	22/06/2022	06/07/2022	YES
Igoda Projects	Greater bhidla sinenjana phase4 certificate 6	29 751,76	22/06/2022	06/07/2022	YES
Igoda Projects	Greater nkumba mangwaneni phase4 certificate 6	191 234,21	22/06/2022	06/07/2022	YES
Ntando Company	renovation of mwaneni hall certificate 3	177 775,88	15/06/2022	06/07/2022	YES
Shardesh Sewlal	Underberg asphalts pha4 certificate 1	220 921,66	28/06/2022	06/07/2022	YES
Majiki Construction	Donnybrook asphalts road phase 3 certificate 7	250 849,75	13/06/2022	06/07/2022	YES
Mawabani Projects	Fruits for mayoral cup Bhambatha sportfield	16 150,00	15/06/2022	06/07/2022	YES

SUPPLIER NAME	Description	AMOUNT	Invoice date	PAYMENT DATE	COMPLI ANT
Tunimart Travel	Accommodation for 15 councillors	92 518,26	10/06/2022	06/07/2022	YES
Matthew Francis	attorney to facilitate court order for animal pound auction	1 725,00	24/06/2022	06/07/2022	YES
Igoda Projects	Greater donnybrook phase4 certificate 5	229 282,42	22/06/2022	06/07/2022	YES
Igoda Projects	Greater amakhuze cabazi ph4 certificate 6	200 478,72	22/06/2022	06/07/2022	YES
Igoda Projects	Greater stepmore RIDGE phase 4 certificate 6	496 967,32	22/06/2022	06/07/2022	YES
Igoda Projects	Greater stepmore RIDGE phase 4 certificate 7	28 067,75	22/06/2022	06/07/2022	YES
Igoda Projects	Greater donnybrook phase4 certificate 6	52 617,25	22/06/2022	06/07/2022	YES
Igoda Projects	Greater bulwer phase 4 certificate 6	255 226,96	22/06/2022	06/07/2022	YES
Igoda Projects	Greater Nhlanhleni /Goxhli phase 4 certificate 6	48 467,86	22/06/2022	06/07/2022	YES
Igoda Projects	Greater nkwezela phase 4 certificate 6	233 066,83	22/06/2022	06/07/2022	YES
Igoda Projects	Greater nkumba mangwaneni phase4 certificate 7	44 714,54	22/06/2022	06/07/2022	YES
Igoda Projects	Greater bhidla sinenjana phase4 certificate 5	203 471,21	15/06/2022	06/07/2022	YES
Splenda JV Nkonyeni	Greater ggumeni /Mqundekweni phase4 certificate 9	256 198,58	23/06/2022	06/07/2022	YES
Splenda JV Nkonyeni	Greater Sandanezwe /masamini phase4 certificate 7	548 177,36	30/06/2022	06/07/2022	YES
Splenda JV Nkonyeni	Greater centocow /Hlabeni ph4 certificate 10	434 676,51	23/06/2022	06/07/2022	YES
Splenda JV Nkonyeni	Greater ngwagwane phase 4 certificate 10	434 220,72	23/06/2022	06/07/2022	YES
Splenda JV Nkonyeni	Greater Mjila/creighton phase4 certificate 7	408 678,50	30/06/2022	06/07/2022	YES
Kwezi & Samkelo	Renovation of mahwaga hall certificate 3	18 779,48	03/06/2022	06/07/2022	YES
Splenda JV Nkonyeni	Greater khukhulela /Nomagaga phase 4 certificate 8	595 057,63	23/06/2022	06/07/2022	YES
Kwezi & Samkelo	Renovation of mangwaneni community hall certificate 3	14 698,48	03/06/2022	06/07/2022	YES
FMA Engineers	himeville asphalts phase3 certificate 1	237 820,00	28/06/2022	06/07/2022	YES
Hlumie and Azie Trading	construction of cemetery driveway certificate 1	48 450,00	23/06/2022	06/07/2022	YES
Kembal Trading	underground cables for new municipal parkhomes	190 569,35	29/06/2022	06/07/2022	YES
Lemalwe Trading	Creighton sport centre certificate 13	560 870,60	29/06/2022	06/07/2022	YES
Mamadi & Company	environment consultant on jackson street bridge bulwer	411 700,00	29/06/2022	06/07/2022	YES
Sheargroup	construction of sdangeni bridge certificate4	933 902,12	27/06/2022	06/07/2022	YES
Kerush Transport	maintenance of gravel roads in ward 8,ward4 and ward5	2 648 720,25	29/06/2022	06/07/2022	YES
Sipho Glad Construction	creighton asphalts surfacing	200 814,24	21/06/2022	06/07/2022	YES
Conan	Construction of magoso access road	402 057,25	29/06/2022	06/07/2022	YES
Ntshengula Trading Enterprise	supply and delivery of wood shredder	1 140 000,00	27/06/2022	01/07/2022	YES
FMA Engineers	Design & project management of bulwer town upgrade	293 480,00	28/06/2022	01/07/2022	YES
FMA Engineers	Creighton town upgrade certificate 1	91 080,00	28/06/2022	01/07/2022	YES
Fast Moving Trading	Verification of indigent listing	110 289,03	24/06/2022	01/07/2022	YES
Mahlubi Transport & plant hire	Construction of valleyview access road	132 020,00	29/06/2022	01/07/2022	YES
Mahlubi Transport & plant hire	Construction of Sbhalo Access ROAD	373 347,50	29/06/2022	01/07/2022	YES
Shardesh Sewlal and Associates	Bulwer surfacing phase 8 certificate no8	137 629,49	28/06/2022	01/07/2022	YES
Shardesh Sewlal and Associates	Design and project management of makawusane sportfield phase2 certificate1	98 709,68	28/06/2022	01/07/2022	YES
Siyajuluka Trading JV Ukwazi Home development	Construction of business hives certificate n03	350 634,32	29/06/2022	01/07/2022	YES
Mc Ntshalintshali Attorneys	17% debt collection	258 738,79	30/06/2022	01/07/2022	YES
Solvem Consulting	update own structure and organogram balances adjustment budget ,data recovery	70 425,54	25/06/2022	01/07/2022	YES
Solvem Consulting	Budget support,bank recon,organogram,project management	174 119,78	25/06/2022	01/07/2022	YES
Solvem Consulting	Draft budget,creditors recon ,project admin	120 608,55	25/06/2022	01/07/2022	YES
Solvem Consulting	Debtors recon & corrections technical support,training samras classic server installation	178 517,26	25/06/2022	01/07/2022	YES
Ayanda Mbanga	advert for traffic system and calibration	15 758,50	16/05/2022	07/07/2022	YES
Ayanda Mbanga	notice of intention to extend contract	1 988,75	14/06/2022	07/07/2022	YES
Ayanda Mbanga	Advert for IDP 2022/2023	4 829,83	07/06/2022	07/07/2022	YES
Ayanda Mbanga	Advert for final budget 2022/2023	33 430,59	07/06/2022	07/07/2022	YES
Unamz Investments	Protective clothing for Tyre projects	12 040,00	15/06/2022	07/07/2022	YES
Sinohydro Consultant	Licence application for closure of bulwer waste disposal site & development rehabilitation	40 940,00	22/06/2022	07/07/2022	YES
RCN Engineering Consultants	Creighton road asphalts phase6 certificate 9	37 136,52	21/06/2022	07/07/2022	YES
Sinohydro Consultant	Feasibility study & obtain environmental authorisation for proposed landfill site	64 791,00	22/06/2022	07/07/2022	YES
Sipho Glad Construction	Creighton road asphalts phase6 certificate 9	220 663,34	21/06/2022	07/07/2022	YES
BM Infrastructure	Upgrade of creighton Town reten paid certificate 5	174 863,43	20/06/2022	07/07/2022	YES
Kembal Trading	maintaince of municipal gates	76 242,62	06/06/2022	07/07/2022	YES
Eyesizukulwane Trading	retention paid on septic tank certificate 3	9 996,53	22/06/2022	07/07/2022	YES
Sinohydro Consultant	Feasibility study & environmental impact assessment study for bulwer cemetery	27 002,00	22/06/2022	07/07/2022	YES
Mkholwa Transport	honey sucking services at bulwer Library	17 250,00	20/05/2022	07/07/2022	YES
Nokuthula Trading	Cater for youth council meeting	5 340,00	20/06/2022	07/07/2022	YES
Underberg and Himeville Taxi Associat	Transport for ward committees	6 150,00	29/06/2022	07/07/2022	YES
Kembal Trading	maintenance for Nkwezela Library	15 303,22	06/06/2022	07/07/2022	YES
HTB Consulting	Internal auditing services risk management ICT project management	366 277,30	30/06/2022	15/07/2022	YES
Abenkanyezi Trading	Welding on pound truck	1 190,00	30/06/2022	15/07/2022	YES
Melomsandi	Supply and delivery of physical science kits	98 000,00	30/06/2022	15/07/2022	YES
Prosam Consulting & Training Group	Online sales and makerting training	74 730,00	30/06/2022	15/07/2022	YES
FML Trading	Lunch for readathon competition at Zidweni HALL	7 000,00	30/06/2022	15/07/2022	YES
Tunimart Travel	tea and sandwiches for legislature multi -party vist bulwer CSC	635,38	30/06/2022	15/07/2022	YES
Tunimart Travel	tea and sandwiches for legislature multi -party vist bulwer CSC	4 250,00	30/06/2022	15/07/2022	YES
Tunimart Travel	Cater for portfolio committee	448,50	22/06/2022	15/07/2022	YES
Tunimart Travel	Cater for portfolio committee	3 000,00	22/06/2022	15/07/2022	YES
Tunimart Travel	Cater for arbitration	546,01	30/06/2022	15/07/2022	YES
Tunimart Travel	Lunch for the local artist and Officials	4 868,82	30/06/2022	15/07/2022	YES
Auditor General	audit fees	80 782,90	30/06/2022	15/07/2022	YES
Evaluations	Supplementary roll VRMS	42 858,20	13/05/2022	21/07/2022	YES

SUPPLIER NAME	Description	AMOUNT	Invoice date	PAYMENT DATE	COMPLI ANT
Evaluations	Supplementary roll VRMS	47 144,02	01/06/2022	21/07/2022	YES
Mabhuca Suppliers	supply & installation of weighbridge	185 000,00	30/06/2022	21/07/2022	YES
YKL Construction	servicing & repairs of stream train locomotives	958 250,00	30/06/2022	15/07/2022	YES
Harry Gwala	water usage bulwer	155 159,49	30/06/2022	21/07/2022	YES
Solvem Consulting	bank recon /payroll	94 385,79	30/06/2022	28/07/2022	YES
Solvem Consulting	Travel expenses	15 988,42	30/06/2022	28/07/2022	YES
Mabhunywana Trading	Construction of creighton carports	98 571,71	15/06/2022	08/07/2022	YES
Phandu Communication	acrobat pro teams multiple	189 750,00	30/06/2022	08/07/2022	YES
Double Option	Flat twin	26 131,26	13/06/2022	08/07/2022	YES
Mngwenyakomo Trading	cater for ward committee	9 647,50	30/06/2022	15/07/2022	YES
Tunimart Travel	accomodation for clirs attending induction	3 645,91	10/06/2022	21/07/2022	YES
Tunimart Travel	Accomodation for officials attending CPMD	23 925,00	29/06/2022	21/07/2022	YES
Tunimart Travel	Accomodation for officials attending CPMD	2 579,55	29/06/2022	21/07/2022	YES
Simadric Construction	Construction of cemetery guard house	36 013,31	21/06/2022	08/07/2022	YES
Lusted & Johnson	petrol for brushcutters	2 000,00	10/06/2022	07/07/2022	YES
Lusted & Johnson	petrol for brushcutters himeville centre	2 000,00	10/06/2022	07/07/2022	YES
Nashua	statement for the month	106 978,10	01/04/2022	07/07/2022	YES
Lusted & Johnson	Diesel for backup generator csc	2 000,00	30/06/2022	07/07/2022	YES
Lusted & Johnson	Diesel for backup generator underberg licence	2 000,00	30/06/2022	07/07/2022	YES
Lusted & Johnson	Diesel for backup generator bulwer library	2 000,00	30/06/2022	07/07/2022	YES
Lusted & Johnson	Diesel for backup generator creighton main Offices	2 000,03	30/06/2022	07/07/2022	YES
WM Trading	Fire fighting equipment	138 650,00	13/06/2022	08/07/2022	YES
Inside Data	Bulk postage	19 568,95	16/06/2022	15/07/2022	YES
Masakhekulunge	Creighton sportfield certificate 8	342 482,31	30/06/2022	28/07/2022	YES
Harry Gwala	water usage bulwer	341,13	30/06/2022	21/07/2022	YES
Ziphelele Planning	Review of housing plan	36 396,00	29/06/2022	15/07/2022	YES
Manzini Trading Enterprise	Supply and delivery of sport equipment for DR NDZ Municipality	82 600,00	30/06/2022	28/07/2022	YES
Inkotha Agencies	Supply and delivery of sport material for Mayoral cup	71 102,00	14/06/2022	28/07/2022	YES
Government Printing	ordinary provincial gazette published	2 017,59	29/04/2022	28/07/2022	YES
RLS Consulting	feasibility study & business plan of fresh produce makert	179 860,00	29/06/2022	28/07/2022	YES
Government Printing	advert in provincial gazette published	1 008,80	17/02/2022	28/07/2022	YES
Powervision	hosting emails and skills transfer	19 934,00	07/06/2022	06/07/2022	YES
BPG Apraisal	VRMS SLA year 2	12 305,00	04/07/2022	15/07/2022	YES
Eskom free basic electricity	July statements	37 446,93	06/07/2022	15/07/2022	YES
BG Mazongolo	Ndodeni hall retention paid certificate 9	148 463,51	30/06/2022	15/07/2022	YES
BG Mazongolo	Cabazi hall retention paid certificate 9	145 451,03	30/06/2022	15/07/2022	YES
Eskom lot 68	July statements	609,80	12/07/2022	15/07/2022	YES
Eskom	July statements	6 307,66	12/07/2022	15/07/2022	YES
Eskom municipal house	July statements	5 739,17	12/07/2022	15/07/2022	YES
Eskom old post office	July statements	2 006,73	12/07/2022	15/07/2022	YES
Eskom sars station	July statements	2 175,59	12/07/2022	15/07/2022	YES
Eskom local authority	July statements	4 880,68	12/07/2022	15/07/2022	YES
Eskom municipal house	July statements	3 500,49	12/07/2022	15/07/2022	YES
Eskom health committee	July statements	10 319,53	12/07/2022	15/07/2022	YES
Eskom animal pound	July statements	6 013,95	12/07/2022	15/07/2022	YES
Eskom lot 3 smith street	July statements	2 243,21	12/07/2022	15/07/2022	YES
The Don ira family	Rental for July	5 526,09	13/07/2022	15/07/2022	YES
Mhlongo security	July security provided	1 282 301,95	13/07/2022	15/07/2022	YES
Lusted & Johnson	backup generator underberg ,bulwer library ,creighton	5 891,09	07/12/2022	15/07/2022	YES
Lusted & Johnson	back up generator bulwer csc creighton main office,bulwer library ,underberg licence	14 000,00	08/07/2022	15/07/2022	YES
Eskom streetlight	July statements	7 209,95	15/07/2022	21/07/2022	YES
Eskom streetlight 131	July statements	8 228,23	15/07/2022	21/07/2022	YES
Eskom sportfield	July statements	24 484,85	15/07/2022	21/07/2022	YES
Eskom capital building	July statements	53 542,69	15/07/2022	21/07/2022	YES
Eskom creighton stretlight	July statements	3 691,52	15/07/2022	21/07/2022	YES
Eskom Bulwer CSC	July statements	8 150,75	15/07/2022	21/07/2022	YES
Wakhazimula	Supply and delivery of homestay projects	450 060,00	20/07/2022	25/07/2022	YES
Bulwer trading store	Support for Myende,Mbanjwa,Mbatha,Dlamini	6 000,00	21/07/2022	28/07/2022	YES
Eskom lot 178 Himeville travel agency	July statements	10 042,49	25/07/2022	28/07/2022	YES
Eskom streetlight bulwer pholela	July statements	2 921,02	25/07/2022	28/07/2022	YES
Eskom bulwer library	July statements	18 698,38	25/07/2022	28/07/2022	YES
Eskom bulwer taxi rank	July statements	3 580,07	25/07/2022	28/07/2022	YES
Eskom himeville area	July statements	9 840,80	25/07/2022	28/07/2022	YES
Eskom public toilets	July statements	171,12	25/07/2022	28/07/2022	YES
Eskom lot 3 smith street	July statements	6 500,78	25/07/2022	28/07/2022	YES
KW Mpanza	petrol paid on NIP 1421	825,18	18/07/2022	28/07/2022	YES
MDN Mbhele	petrol paid on NIP 2344	1 611,65	18/07/2022	28/07/2022	YES
OR Trading	supply and delivery of athletes material	29 990,00	08/07/2022	28/07/2022	YES
Tunimart Travel	accomodation Mayors bodyguards DP Mayors ,speaker	12 827,55	21/07/2022	28/07/2022	YES
Lusted & Johnson	Petrol for fire fighting pump and backup generator	7 982,06	21/07/2022	28/07/2022	YES
Ayanda Mbang	Advert for supply and delivery of parkhomes 2022/2023 final sdbip	9 636,51	21/07/2022	28/07/2022	YES
Eskom	July statements	2 006,61	26/07/2022	28/07/2022	YES
Eskom 187 Macenzie	July statements	6 269,21	26/07/2022	28/07/2022	YES
Powervision	hosting emails and websites	8 334,00	08/07/2022	28/07/2022	YES
Eskom himeville post office	July statements	18 490,57	26/07/2022	28/07/2022	YES
Greendoor landscape	Provision of horticulture management services	29 756,25	20/07/2022	28/07/2022	YES
Siyajuluka Trading JV Ukwazi Home development	Homeville business hives certificate 4	296 533,89	25/07/2022	28/07/2022	YES
Eskom streetlight	July statements	207,10	25/07/2022	28/07/2022	YES
Eskom streetlight	July statements	235,95	25/07/2022	28/07/2022	YES
Kemba Trading	Maintainance of electrical works creighton office	28 199,28	30/06/2022	28/07/2022	YES
Kwezi & Samkelo	Ngudwini hall reten certificate 3	20 283,45	30/06/2023	28/07/2022	YES
		26 546 171,71			



DR NKOSAZANA DLAMINI ZUMA LOCAL MUNICIPALITY**HIGHEST PAID CREDITORS FOR JULY 2022**

SUPPLIER	DESCRIPTION	AMOUNT
Splenda JV Nkonyeni	Electrification of greater gqumeni,sandanezwe, centocow ngwagwane,mjila certificate 7,8,9,10	2 677 009,30
Kerush Transport	maintainance of gravel roads in ward8,ward 4,ward5	2 648 720,25
Igoda Projects	Electrification of Greater amakhuze,Bulwer,Nhl anhleni,Nkwezela,Bhi dla,Nkumba,Donnybro ok,Amakhuze certificate no 5,6,7	2 179 932,05
YKL Construction	servicing & repairs of stream train locomotives	1 700 000,00
Ntshengula Trading Enterprise	supply and delivery of wood shredder	1 140 000,00
Sheargroup	construction of sdangeni bridge certificate4	933 902,12
MTN	MPLS VPN Services	674 254,00
Kemba Trading	Maintainance of streetlights Creighton ,himville bulwer ,underground cables for new municipal parkhomes,municipal gates,electrical work on main office	630 041,24
Mabhuca Suppliers	supply and install of 60 ton road weighdridge at himeville	561 550,00
Lemalwe Trading	Creighton sport centre certificate 13	560 870,60
		13 706 279,56

Prepared by: IT Khumalo

Reviewed by:

Signature: _____

DR NKOSAZANA DLAMINI ZUMA LOCAL MUNICIPALITY
REPORT FOR CREDITORS PAID WITHIN 30 DAYS IN JULY 2022

Number of Paymen ts	COMPLIED	NOT COMPLIED	PERCENTAGE
236	236		100%

Prepared by: IT Khumalo

Signature: _____



Review by:

Signature: _____



**FREE BASIC LELECTRICITY
FOR
JULY 2022**

MUNIC_CD	BADGE_NBR	NAT_ID	NAME	ADDRESS2	KWH_UNT	CLAIM_RA	VAT_RATE	CLAIMED	CLAIMED_CLAIM_TOTAL
KZ436	4225007006,00	6405031071082,00	KHUMALO NCAMISILE	AMAKUZA UNDERBURG KZN	50	1,5708	15	78,54	11,781 90,321
KZ436	4228343945,00	7003290698080,00	STHOLE NOMUSA	SOKHELA S1 IXOPO KZN OU	50	1,5708	15	78,54	11,781 90,321
KZ436	7047033563,00	130101010101013,00	MBELU HOTTO	STOFFELTON IMPENDLE KZN	50	1,5708	15	78,54	11,781 90,321
KZ436	4224989816,00	8012241540084,00	DLAMINI LINGEKILE SITHEMBILE	AMAKUZA UNDERBURG KZN	50	1,5708	15	78,54	11,781 90,321
KZ436	4224993172,00	7104200520081,00	PHUNGULA ANNACLETA BUSISWE	AMAKUZA UNDERBURG KZN	50	1,5708	15	78,54	11,781 90,321
KZ436	4224991903,00	6804046139084,00	PHUNGULA MABANDLA GILA	AMAKUZA UNDERBURG KZN	50	1,5708	15	78,54	11,781 90,321
KZ436	37204511283,00	8912011008081,00	PHOSWA ZAMAGUGU	EHLABENI BULWER KZN	50	1,5708	15	78,54	11,781 90,321
KZ436	4228347573,00	5711015272088,00	JILI BHEKOKWAKHE	SOKHELA S1 IXOPO KZN OU	50	1,5708	15	78,54	11,781 90,321
KZ436	4225028903,00	8408070827081,00	CHAGWE NONHLANHLA	AMAKUZA UNDERBURG KZN	50	1,5708	15	78,54	11,781 90,321
KZ436	4202685303,00	7101050727089,00	MBAMBO ZANELE	EHLABENI BULWER KZN	50	1,5708	15	78,54	11,781 90,321
KZ436	7102503799,00	5510285310085,00	SHOBA MIFANO	XOSHEYAKHE ENKELEBANTWANA PMB KZN	50	1,5708	15	78,54	11,781 90,321
KZ436	7087540287,00	5408160899084,00	DLAMINI BONISWE ERONICA	XOSHEYAKHE ENKELEBANTWANA PMB KZN	50	1,5708	15	78,54	11,781 90,321
KZ436	4224994030,00	6702245331082,00	SHEZI SIPHO CORNELIUS	AMAKUZA UNDERBURG KZN	50	1,5708	15	78,54	11,781 90,321
KZ436	4246107538,00	4804080785083,00	PAKISI THANDIWE ANTONIA	HLANGANANI S1 IXOPO KZN OU	50	1,5708	15	78,54	11,781 90,321
KZ436	7107613932,00	3201030251087,00	MTHEMBU BALABULILE GLADYS		50	1,5708	15	78,54	11,781 90,321
KZ436	7158929864,00	5407140751084,00	SITHOLE THOLAKALE THEODORA	JUNCTION ELECTRIFICATION S1 SOKHELA UNDERBERG KZN OU	50	1,5708	15	78,54	11,781 90,321
KZ436	4228339653,00	4912225216086,00	MEMELA MPHUCUKA	NKUMBA	50	1,5708	15	78,54	11,781 90,321
KZ436	7048334515,00	7712025962088,00	NXELE PHILANI	KILMUN S1 UNDERBERG KZN OU	50	1,5708	15	78,54	11,781 90,321
KZ436	7130086023,00	7002010810082,00	SABELA THENIWE	KILMUN S1 UNDERBERG KZN OU	50	1,5708	15	78,54	11,781 90,321
KZ436	7130284776,00	7303041307084,00	SABELA DUMAILLE	QULASHE UNDERBURG KZN	50	1,5708	15	78,54	11,781 90,321
KZ436	4228187734,00	8403100417086,00	CHAGWE VIOLA	ENKELABANTWANA	50	1,5708	15	78,54	11,781 90,321
KZ436	4202685493,00	130101010101013,00	MOLOI THEMINKOSI	Traditional House	50	1,5708	15	78,54	11,781 90,321
KZ436	1078848569,00	4505260375083,00	NZIMANDE HLAKAHLE	HOUSE	50	1,5708	15	78,54	11,781 90,321
KZ436	4197862172,00	130101010101013,00	MTOLO O	HLANGANANI 3 CREIGHTON IXOPO CNC KZN OU	50	1,5708	15	78,54	11,781 90,321
KZ436	7158748520,00	6604205338083,00	KHUBONI SUKANI WILBROAD	HLANGANANI 3 CREIGHTON IXOPO CNC KZN OU	50	1,5708	15	78,54	11,781 90,321
KZ436	7158747670,00	7911260938080,00	DLAMINI SINDISWA	HLANGANANI 3 CREIGHTON IXOPO CNC KZN OU	50	1,5708	15	78,54	11,781 90,321
KZ436	7158775382,00	4503050205086,00	NZIMANDE NOMUZOLO	HLANGANANI 3 CREIGHTON IXOPO CNC KZN OU	50	1,5708	15	78,54	11,781 90,321
KZ436	7604137393,00	5209115395081,00	DLAMINI MFUNDISI KAIZER	HLANGANANI 3 CREIGHTON IXOPO CNC KZN OU	50	1,5708	15	78,54	11,781 90,321
KZ436	7147074608,00	7009220414084,00	LANGA THANDIWE ALBERTINA	HLANGANANI 3 CREIGHTON IXOPO CNC KZN OU	50	1,5708	15	78,54	11,781 90,321
KZ436	7158682653,00	5710210490081,00	MBANUWA CATHERINA	HLANGANANI 3 CREIGHTON IXOPO CNC KZN OU	50	1,5708	15	78,54	11,781 90,321
KZ436	7158775838,00	5007155469083,00	MBANUWA BHULABHULA	HLANGANANI 3 CREIGHTON IXOPO CNC KZN OU	50	1,5708	15	78,54	11,781 90,321
KZ436	7088759712,00	7904020505083,00	MADIYA NOKWANDA RITTA	NKUMBA	50	1,5708	15	78,54	11,781 90,321
KZ436	4129617280,00	5711200935085,00	DLAMINI G	TRADITIONAL HOUSE	50	1,5708	15	78,54	11,781 90,321
KZ436	4236961605,00	4008100387082,00	BEKWA NOMAHELA	Brick house	50	1,5708	15	78,54	11,781 90,321
KZ436	5000430685,00	7808240938083,00	MITOLO ETHEL DUDUZILE	PEVENSY	50	1,5708	15	78,54	11,781 90,321
KZ436	3719884850,00	5108060220080,00	SOSIBO CASLINA	NKELABANTWANA BULWER KZN	50	1,5708	15	78,54	11,781 90,321
KZ436	4213492202,00	6904280397081,00	BELE THEMBILE MAUREEN	TRADITIONAL HOUSE	50	1,5708	15	78,54	11,781 90,321
KZ436	7031758506,00	6111110682084,00	SIKHAKHANE MBONGISENI	BULWER UNDERBURG PMB KZN	50	1,5708	15	78,54	11,781 90,321
KZ436	4217603069,00	7408270637083,00	DLAMINI NOMZAMO	MQATSHENI UNDERBURG KZN	50	1,5708	15	78,54	11,781 90,321
KZ436	4204854022,00	6612040673085,00	MKHIZE THUTHURANI	MQATSHENI UNDERBURG KZN	50	1,5708	15	78,54	11,781 90,321
KZ436	4204855128,00	6203030384089,00	MKHIZE BONGIWE	MQATSHENI UNDERBURG KZN	50	1,4346	15	71,73	10,7595 82,4895
KZ436	4201067867,00	5810065341080,00	DUMA MHAWUKELWA EDMUND	HLANGANANI S1 IXOPO KZN OU	50	1,5708	15	78,54	11,781 90,321
KZ436	4244392561,00	6601180356080,00	MIYA NOMUSA CONSTANCE	HLABENI UNDERBERG KZN	50	1,5708	15	78,54	11,781 90,321
KZ436	4209215260,00	7009150926081,00	MLITWA BEAUTY THOKOZILE	Traditional	50	1,5708	15	78,54	11,781 90,321
KZ436	4206892053,00	3201050288084,00	NLANGISA NOMUSA	AMAKUZA UNDERBURG KZN	50	1,5708	15	78,54	11,781 90,321
KZ436	4225001496,00	7003130809087,00	ZONDI MAVIS QONDEKILE	EHLABENI BULWER KZN	50	1,5708	15	78,54	11,781 90,321
KZ436	4230348775,00	9008225464084,00	SHEZI SYDNEY MHLengi		50	1,5708	15	78,54	11,781 90,321
KZ436	4209222928,00	7911010507086,00	ZACA KHONZENI		50	1,5708	15	78,54	11,781 90,321
KZ436	7117677901,00	6906101518084,00	MBANUWA THANDI HAMBELENI		50	1,5708	15	78,54	11,781 90,321

MUNIC_CC	BADGE_NBR	NAT_ID	NAME	ADDRESS2	KWH_UNIF	CLAIM_RA	VAT_RATE	CLAIMED	CLAIMED	CLAIM_TOTAL
KZ436	420922286,00	3701011911088,00	PHOSWA NTOMBO	EHLABENI BULWER KZN	50	1,5708	15	78,54	11,781	90,321
KZ436	715892364,00	6807220907085,00	SHEZI ANNASTASIA NCAMISILE	AMAKUZA UNDERBURG KZN	50	1,5708	15	78,54	11,781	90,321
KZ436	1081790212,00	1301010101013,00	DLADLA C	HOUSE	50	1,5708	15	78,54	11,781	90,321
KZ436	420485229,00	5909031013086,00	MAJOZI BUSISIWE	MOATSHENI UNDERBURG KZN	50	1,5708	15	78,54	11,781	90,321
KZ436	4230185367,00	7609150365089,00	NDLOVU BONISWE	MHLANGENI	50	1,5708	15	78,54	11,781	90,321
KZ436	2220113832,00	8105151109088,00	DLAMINI HLENGIWE	AMAKUZA UNDERBURG KZN	50	1,5708	15	78,54	11,781	90,321
KZ436	4201070234,00	2202155094089,00	CEKWANE MFANZENI	MOATSHENI UNDERBURG KZN	50	1,5708	15	78,54	11,781	90,321
KZ436	4209254475,00	5601250569084,00	MNYA BUSISIWE	MOATSHENI UNDERBURG KZN	50	1,5708	15	78,54	11,781	90,321
KZ436	37202712834,00	6312025324081,00	NALA MOQYI F	EHLABENI BULWER KZN	50	1,5708	15	78,54	11,781	90,321
KZ436	4201077486,00	3206040250086,00	MOLEFE MILDRED N	STOFFELTON IMPENDE KZN	50	1,5708	15	78,54	11,781	90,321
KZ436	4217692286,00	6312251630086,00	MCHUNU NOMAKHISIMUSI	STOFFELTON IMPENDE KZN	50	1,5708	15	78,54	11,781	90,321
KZ436	4197860069,00	8611195933086,00	MIKHIZE PATRICK SIZWE	BULWER UNDERBURG PM18 KZN	50	1,5708	15	78,54	11,781	90,321
KZ436	7047033944,00	5406101034084,00	DUMA REGINA C	STOFFELTON IMPENDE KZN	50	1,5708	15	78,54	11,781	90,321
KZ436	7132479846,00	7709040484080,00	NZIMANDE MAKHOSAZANA	KILMUN S1 UNDERBURG CNC KZN OU	50	1,5708	15	78,54	11,781	90,321
KZ436	7130085900,00	6301051135081,00	MIKHIZE THUTHUKILE	KILMUN S1 UNDERBURG CNC KZN OU	50	1,5708	15	78,54	11,781	90,321
KZ436	1081729731,00	1301010101013,00	KHUBONI B	HOUSE	50	1,5708	15	78,54	11,781	90,321
KZ436	4225000043,00	5604150789083,00	MNYOSI NGENZENI GENEROSA	AMAKUZA UNDERBURG KZN	50	1,5708	15	78,54	11,781	90,321
KZ436	7130312494,00	6805315345088,00	SINDANE MHLANGANYELWA	KILMUN S1 UNDERBURG CNC KZN OU	50	1,5708	15	78,54	11,781	90,321
KZ436	4239661368,00	8503210857087,00	CHAQWE AUDREW	MOATSHENI UNDERBURG KZN	50	1,5708	15	78,54	11,781	90,321
KZ436	4246386298,00	4705020537080,00	KHEISA PHINDELENI EPHINA	SIZANENJANA KWABUTHO S1 UNDERBERG KZN OU	50	1,5708	15	78,54	11,781	90,321
KZ436	4237612041,00	5207090765088,00	KHEISA ZIBUYILE ANNATDRIA	SIZANENJANA KWABUTHO S1 UNDERBERG KZN OU	50	1,5708	15	78,54	11,781	90,321
KZ436	4190205445,00	4601170480082,00	MNYA SEBENZANI	TRADITIONAL HOUSE	50	1,5708	15	78,54	11,781	90,321
KZ436	4237588019,00	3605070281087,00	KHANISA BALABISE GIRLIE	SIZANENJANA KWABUTHO S1 UNDERBERG KZN OU	50	1,5708	15	78,54	11,781	90,321
KZ436	4237606936,00	6512055418089,00	KHEINISA RICHARD MTHOKOZISI	SIZANENJANA KWABUTHO S1 UNDERBERG KZN OU	50	1,5708	15	78,54	11,781	90,321
KZ436	7118616726,00	5610145369089,00	CHIYA MDUDUZI	TRADITIONAL HOUSE	50	1,5708	15	78,54	11,781	90,321
KZ436	7031760593,00	791220279086,00	MEWELA SYLVIA	MOATSHENI UNDERBURG KZN	50	1,5708	15	78,54	11,781	90,321
KZ436	4201068881,00	7202060677080,00	MBINGWA BONAKELE	MOATSHENI UNDERBURG KZN	50	1,5708	15	78,54	11,781	90,321
KZ436	37200278788,00	8210115623081,00	HIONGWANE NHLANHLA	MOATSHENI UNDERBURG KZN	50	1,5708	15	78,54	11,781	90,321
KZ436	4228179901,00	5212060817083,00	SITHOLE JANE THOKOZILE	SINKONKONKO UNDERBERG KZN OU	50	1,5708	15	78,54	11,781	90,321
KZ436	37186043131,00	6808135859081,00	NDLOVU JOHNSON	Brick House	50	1,5708	15	78,54	11,781	90,321
KZ436	4203438710,00	6009265694088,00	MAJOZI EVANGEL	MOATSHENI UNDERBURG KZN	50	1,5708	15	78,54	11,781	90,321
KZ436	7158747571,00	5610150875087,00	DLUNGWANA ZANDILE MARIA	HLANGANANI 3 CREIGHTON IKOPO CNC KZN OU	50	1,5708	15	78,54	11,781	90,321
KZ436	4237599867,00	71212121082081,00	MADIBA NAKENI LUCRECIA	SIZANENJANA KWABUTHO S1 UNDERBERG KZN OU	50	1,5708	15	78,54	11,781	90,321
KZ436	7158775283,00	5402090742084,00	DLUNGWANE TIBHI DESOLERIA	HLANGANANI 3 CREIGHTON IKOPO CNC KZN OU	50	1,5708	15	78,54	11,781	90,321
KZ436	7158747522,00	6009070642082,00	DLUNGWANA NOMPUMELELO	HLANGANANI 3 CREIGHTON IKOPO CNC KZN OU	50	1,5708	15	78,54	11,781	90,321
KZ436	7158730643,00	9109271389082,00	DLAMINI MICHAEL	HLANGANANI 3 CREIGHTON IKOPO CNC KZN OU	50	1,5708	15	78,54	11,781	90,321
KZ436	715877677,00	7901160737088,00	MADUNA VEMANTHA SIMANGELE	HLANGANANI 3 CREIGHTON IKOPO CNC KZN OU	50	1,5708	15	78,54	11,781	90,321
KZ436	7158777636,00	9104261320080,00	MNCWAMBE SLETHIWE JENNET	HLANGANANI 3 CREIGHTON IKOPO CNC KZN OU	50	1,5708	15	78,54	11,781	90,321
KZ436	37200956441,00	9301205434080,00	MADIKIZELA VUMANI	AMAKHUZE UNDERBERG KZN OU	50	1,5708	15	78,54	11,781	90,321
KZ436	7158748421,00	4809265690981,00	SOSIBO BABY ALEX	HLANGANANI 3 CREIGHTON IKOPO CNC KZN OU	50	1,5708	15	78,54	11,781	90,321
KZ436	7158777032,00	7904220888081,00	ZONDI BENGAZI HOMISTAH	HLANGANANI 3 CREIGHTON IKOPO CNC KZN OU	50	1,5708	15	78,54	11,781	90,321
KZ436	7158777081,00	8801220761087,00	NDWALANE ZIMHLE CVINTHIA	HLANGANANI 3 CREIGHTON IKOPO CNC KZN OU	50	1,5708	15	78,54	11,781	90,321
KZ436	7158775952,00	8402250784089,00	NDANGANA THANDEKA	HLANGANANI 3 CREIGHTON IKOPO CNC KZN OU	50	1,5708	15	78,54	11,781	90,321
KZ436	7031841112,00	5307085426082,00	NGUBO MBOKODO	TRADITIONAL HOUSE	50	1,5708	15	78,54	11,781	90,321
KZ436	22200437832,00	4902155377081,00	MBANINWA MTTINTINYWA	HLANGANANI 3 CREIGHTON IKOPO CNC KZN OU	50	1,5708	15	78,54	11,781	90,321
KZ436	7158748595,00	5001045252080,00	DLAMINI KUPAKWIZE	HLANGANANI 3 CREIGHTON IKOPO CNC KZN OU	50	1,5708	15	78,54	11,781	90,321
KZ436	7158776802,00	5506010608082,00	MBANINWA BENZELENI THEMBENI	HLANGANANI 3 CREIGHTON IKOPO CNC KZN OU	50	1,5708	15	78,54	11,781	90,321
KZ436	4204852182,00	5101011636082,00	MNCWABE ALLOSA VIRGINIA	MOATSHENI UNDERBURG KZN	50	1,5708	15	78,54	11,781	90,321
KZ436	7158776943,00	8012252440083,00	DLAMINI SYLVIA KWENZEKILE	HLANGANANI 3 CREIGHTON IKOPO CNC KZN OU	50	1,5708	15	78,54	11,781	90,321

MUNIC_CC	BADGE_NBR	NAT_ID	NAME	ADDRESS2	KWH_UNT	CLAIM_RA	VAT_RATE	CLAIMED	CLAIMED_CLAIMED	CLAIM_TOTAL
K2436	4204852232,00	7206066146081,00	MAJOZI JONHSON SIBUSISO	MOATSHENI UNDERBURG KZN	50	1,5708	15	78,54	11,781	90,321
K2436	7158723093,00	4903155318083,00	MTHEMBU MATHETHI	HLANGANANI 3 CREIGHTON IXOPO CNC KZN OU	50	1,5708	15	78,54	11,781	90,321
K2436	7158781877,00	5605105372081,00	NZIMANDE BONGINKOSI	HLANGANANI 3 CREIGHTON IXOPO CNC KZN OU	50	1,5708	15	78,54	11,781	90,321
K2436	7040193513,00	1301010101013,00	CELE J	HLANGANANI	50	1,5708	15	78,54	11,781	90,321
K2436	7158744800,00	7904230531085,00	NZIMANDE XOLISHE	HLANGANANI 3 CREIGHTON IXOPO CNC KZN OU	50	1,5708	15	78,54	11,781	90,321
K2436	7158723135,00	8112241402085,00	DLAMINI NOMPUMDELO	HLANGANANI 3 CREIGHTON IXOPO CNC KZN OU	50	1,5708	15	78,54	11,781	90,321
K2436	7158744818,00	8703200509082,00	SOSIBO ZIBUYILI	HLANGANANI 3 CREIGHTON IXOPO CNC KZN OU	50	1,5708	15	78,54	11,781	90,321
K2436	37201800093,00	6004110590086,00	NTOMBIFIKILE MTHEMBU	HLANGANANI 3 CREIGHTON IXOPO CNC KZN OU	50	1,5708	15	78,54	11,781	90,321
K2436	37201800085,00	5411160432088,00	BUYISIWE DLAMINI	AMAKUZA KILMUN S1 UNDERBERG CNC KZN OU	50	1,5708	15	78,54	11,781	90,321
K2436	37201799709,00	4301150147088,00	GQINU MAZEDALA	AMAKUZA KILMUN S1 UNDERBERG CNC KZN OU	50	1,5708	15	78,54	11,781	90,321
K2436	7158781745,00	7612280950085,00	DLAMINI HOMISTA DIDEKILE	HLANGANANI 3 CREIGHTON IXOPO CNC KZN OU	50	1,5708	15	78,54	11,781	90,321
K2436	4237970662,00	6309030933088,00	GEBASHE NONDUMISO ZEPHRA	SIZANENIANA KWABUTHO S1 UNDERBERG KZN OU	50	1,5708	15	78,54	11,781	90,321
K2436	7158781752,00	8207271606082,00	MTOLO QONDEKILE	HLANGANANI 3 CREIGHTON IXOPO CNC KZN OU	50	1,5708	15	78,54	11,781	90,321
K2436	7158781828,00	8706175309081,00	DLAMINI ZAMMALETHU	HLANGANANI 3 CREIGHTON IXOPO CNC KZN OU	50	1,5708	15	78,54	11,781	90,321
K2436	7048316363,00	6302110830084,00	CEKWANA CYNTHESIA BUKIWE	NKWEZELA	50	1,5708	15	78,54	11,781	90,321
K2436	7158775440,00	9302108031080,00	NZIMANDE NOSHILE ROSEMARY	HLANGANANI 3 CREIGHTON IXOPO CNC KZN OU	50	1,5708	15	78,54	11,781	90,321
K2436	7158775390,00	7211255327088,00	NZIMANDE BHEKA MOSES	HLANGANANI 3 CREIGHTON IXOPO CNC KZN OU	50	1,5708	15	78,54	11,781	90,321
K2436	7158782255,00	8506091202083,00	KHWELA BONGIWE	HLANGANANI 3 CREIGHTON IXOPO CNC KZN OU	50	1,5708	15	78,54	11,781	90,321
K2436	7158775655,00	5804200287084,00	ZONDI SITEMBISO GRACE	HLANGANANI 3 CREIGHTON IXOPO CNC KZN OU	50	1,5708	15	78,54	11,781	90,321
K2436	7158747779,00	8307061212081,00	DLAMINI ZANELE	MOATSHENI UNDERBURG KZN	50	1,5708	15	78,54	11,781	90,321
K2436	4204854477,00	4806070652082,00	NAKALIBI MAKATSO	HOUSE	50	1,5708	15	78,54	11,781	90,321
K2436	4071799912,00	1301010101013,00	DLADLA S	HLANGANANI 3 CREIGHTON IXOPO CNC KZN OU	50	1,5708	15	78,54	11,781	90,321
K2436	7158776497,00	7608030988086,00	KHUBONE GLORIA BONGI	HLANGANANI 3 CREIGHTON IXOPO CNC KZN OU	50	1,5708	15	78,54	11,781	90,321
K2436	7158746615,00	4704010427089,00	MJANIWA NOMAVIYO	HLANGANANI 3 CREIGHTON IXOPO CNC KZN OU	50	1,5708	15	78,54	11,781	90,321
K2436	7134403737,00	5611045134086,00	SCHALKWYK JOHN CORNELIUS	HLANGANANI 3 CREIGHTON IXOPO CNC KZN OU	50	1,5708	15	78,54	11,781	90,321
K2436	7158776869,00	7301245294082,00	MBANUWA ZWELJIKILE ROMANUS	HLANGANANI 3 CREIGHTON IXOPO CNC KZN OU	50	1,5708	15	78,54	11,781	90,321
K2436	7158682646,00	8205106129080,00	BHENGU MDUNAYENZANU	HLANGANANI 3 CREIGHTON IXOPO CNC KZN OU	50	1,5708	15	78,54	11,781	90,321
K2436	7158776851,00	7001175418087,00	DLAMINI MZUNGUZA	HLANGANANI 3 CREIGHTON IXOPO CNC KZN OU	50	1,5708	15	78,54	11,781	90,321
K2436	7158682828,00	5005035436082,00	DLAMINI MHTUNGATHENIWA	SIZANENIANA KWABUTHO S1 UNDERBERG KZN OU	50	1,5708	15	78,54	11,781	90,321
K2436	4237597002,00	940222527083,00	GEBASHE BUHLEBUYEZA	HLANGANANI 3 CREIGHTON IXOPO CNC KZN OU	50	1,5708	15	78,54	11,781	90,321
K2436	7158747654,00	6204270547088,00	JILI VELILE	MOATSHENI UNDERBURG KZN	50	1,5708	15	78,54	11,781	90,321
K2436	4201070275,00	4311170326083,00	MIYA NTOMBISILE	HLANGANANI 3 CREIGHTON IXOPO CNC KZN OU	50	1,5708	15	78,54	11,781	90,321
K2436	7147067370,00	4404220164081,00	NZIMANDE NELLIE	HLANGANANI 3 CREIGHTON IXOPO CNC KZN OU	50	1,5708	15	78,54	11,781	90,321
K2436	22200551319,00	6809075398089,00	DLAMINI MANDLA	HLANGANANI 3 CREIGHTON IXOPO CNC KZN OU	50	1,5708	15	78,54	11,781	90,321
K2436	7158747738,00	7907230591082,00	MBANUWA NTOMBIFIKILE GLORIA	HLANGANANI S1 IXOPO KZN	50	1,5708	15	78,54	11,781	90,321
K2436	4244392611,00	8112195853085,00	ZULU CIYA	HLANGANANI 3 CREIGHTON IXOPO CNC KZN OU	50	1,5708	15	78,54	11,781	90,321
K2436	7158730551,00	9109150659084,00	MADONDA THENJIWE	HLANGANANI 3 CREIGHTON IXOPO CNC KZN OU	50	1,5708	15	78,54	11,781	90,321
K2436	7158730569,00	9102021095083,00	DLANGISA WINILE	HLANGANANI 3 CREIGHTON IXOPO CNC KZN OU	50	1,5708	15	78,54	11,781	90,321
K2436	7158782545,00	8603200750084,00	MVELASE NOKUTHULA CYNTHIA	HLANGANANI 3 CREIGHTON IXOPO CNC KZN OU	50	1,5708	15	78,54	11,781	90,321
K2436	7158748686,00	5211010524088,00	MBANUWA ZAMEKILE BUZEKILE	HLANGANANI 3 CREIGHTON IXOPO CNC KZN OU	50	1,5708	15	78,54	11,781	90,321
K2436	7158737937,00	5801280864089,00	MBANUWA NOKWENZANI	HLANGANANI 3 CREIGHTON IXOPO CNC KZN OU	50	1,5708	15	78,54	11,781	90,321
K2436	7158737887,00	4907285252088,00	MBANUWA MDIDIYELI	HLANGANANI 3 CREIGHTON IXOPO CNC KZN OU	50	1,5708	15	78,54	11,781	90,321
K2436	7158737911,00	8008150662083,00	CHIYA EUNICE NTOMBIZODWA	HLANGANANI 3 CREIGHTON IXOPO CNC KZN OU	50	1,5708	15	78,54	11,781	90,321
K2436	7158771357,00	9009301096089,00	DLAMINI PATRICIA NTOMBELHLE	HLANGANANI 3 CREIGHTON IXOPO CNC KZN OU	50	1,5708	15	78,54	11,781	90,321
K2436	7158775739,00	7312120750080,00	MBANUWA NCAMSILE FLORENCE	HLANGANANI 3 CREIGHTON IXOPO CNC KZN OU	50	1,5708	15	78,54	11,781	90,321
K2436	4237607207,00	6812250957083,00	MOFOKENG TESSA	HLANGANANI 3 CREIGHTON IXOPO CNC KZN OU	50	1,5708	15	78,54	11,781	90,321
K2436	7158782370,00	8502170681081,00	MINGUNI HLENGIWE PRINCESS	HLANGANANI 3 CREIGHTON IXOPO CNC KZN OU	50	1,5708	15	78,54	11,781	90,321
K2436	7158720479,00	7803285766085,00	MBANUWA FUNOKWAKHE WELCOME	HLANGANANI 3 CREIGHTON IXOPO CNC KZN OU	50	1,5708	15	78,54	11,781	90,321
K2436	7158775762,00	7302035567083,00	MBANUWA ERNEST	HLANGANANI 3 CREIGHTON IXOPO CNC KZN OU	50	1,5708	15	78,54	11,781	90,321

MUNIC_CC	BADGE_NBR	NAT_ID	NAME	ADDRESS2	KWH_UNF	CLAIM_RA	VAT_RATE	CLAIMED	CLAIM_TOTAL
KZ436	7158775549,00	6011202986080,00	MBANUWA ZUMEKILE	HLANGANANI 3 CREIGHTON IXOPO CNC KZN OU	50	1,5708	15	78,54	11,781
KZ436	7158747282,00	8905080686084,00	ZUMA LANDWE ANNATORIA	HLANGANANI 3 CREIGHTON IXOPO CNC KZN OU	50	1,5708	15	78,54	11,781
KZ436	7158747027,00	5910300432080,00	ZUMA PRESILLA	HLANGANANI 3 CREIGHTON IXOPO CNC KZN OU	50	1,5708	15	78,54	11,781
KZ436	7158682687,00	9608250568087,00	NDWALANE GOONESS	HLANGANANI 3 CREIGHTON IXOPO CNC KZN OU	50	1,5708	15	78,54	11,781
KZ436	7158782271,00	7308115494080,00	MILTWA MDUDUZI	HLANGANANI 3 CREIGHTON IXOPO CNC KZN OU	50	1,5708	15	78,54	11,781
KZ436	7158747076,00	7809214087089,00	NULO TAMMY	HLANGANANI 3 CREIGHTON IXOPO CNC KZN OU	50	1,5708	15	78,54	11,781
KZ436	7158744719,00	6605270420086,00	MHLONDO THULISILE ANNATORIA	HLANGANANI 3 CREIGHTON IXOPO CNC KZN OU	50	1,5708	15	78,54	11,781
KZ436	7158744693,00	5308200860080,00	SOWELA NOSIHO A	HLANGANANI 3 CREIGHTON IXOPO CNC KZN OU	50	1,5708	15	78,54	11,781
KZ436	7158744644,00	7604250861087,00	SOSIBO HEMRIETTA SINDISIWE	HLANGANANI 3 CREIGHTON IXOPO CNC KZN OU	50	1,5708	15	78,54	11,781
KZ436	7158720636,00	4508095266084,00	ZULU BHEKIMPI DANIEL	HLANGANANI 3 CREIGHTON IXOPO CNC KZN OU	50	1,5708	15	78,54	11,781
KZ436	7158737952,00	6801012419086,00	LANGA KHONZEPHI MAARTHA	HLANGANANI 3 CREIGHTON IXOPO CNC KZN OU	50	1,5708	15	78,54	11,781
KZ436	7158781737,00	5409020231088,00	ZUMA PHATHEKILE PELAGRINA	HLANGANANI 3 CREIGHTON IXOPO CNC KZN OU	50	1,5708	15	78,54	11,781
KZ436	7158730528,00	5504150690085,00	MSHENGU THULELENI MARGARET	HLANGANANI 3 CREIGHTON IXOPO CNC KZN OU	50	1,5708	15	78,54	11,781
KZ436	7158747852,00	8010145850088,00	DLAMINI NHLANHLA CONGRAT	HLANGANANI 3 CREIGHTON IXOPO CNC KZN OU	50	1,5708	15	78,54	11,781
KZ436	3719710054,00	9208231128083,00	MKIZE KWENZEKILE	BHATINI	50	1,5708	15	78,54	11,781
KZ436	37197908421,00	9608175984088,00	NENE VEZI	BHATINI	50	1,5708	15	78,54	11,781
KZ436	7134437388,00	4901215646089,00	MBANUWA BONGINKOSI	KILIMON MAGCAKENI LOCATION	50	1,5708	15	78,54	11,781
KZ436	37197905930,00	7309101524088,00	MBANUWA CEBISILE	BHATINI	50	1,5708	15	78,54	11,781
KZ436	37197905658,00	6601021492086,00	JAMA THOLANI	BHATINI	50	1,5708	15	78,54	11,781
KZ436	37197905617,00	4906255267084,00	SOSIBO NGUBUKAZI	BHATINI	50	1,5708	15	78,54	11,781
KZ436	4237977675,00	4911115328084,00	NULO MATHULUZA	BRICK HOUSE SIBIZANE	50	1,5708	15	78,54	11,781
KZ436	37197905781,00	9611095636051,00	MAJULA SANELE	BHATINI	50	1,5708	15	78,54	11,781
KZ436	37197907050,00	8607270753084,00	DLAMINI ZANELE	NSIMBINI	50	1,5708	15	78,54	11,781
KZ436	37197907126,00	6912250301082,00	MEMELA DUMISILE PROTASIA	NSIMBINI	50	1,5708	15	78,54	11,781
KZ436	37197906243,00	9003085897085,00	DLAMINI LUNDANI	HLANGANANI	50	1,5708	15	78,54	11,781
KZ436	4142004177,00	7104055683083,00	MEMELA DUMISANE GEORGE	SIZANENJANA KWABUTHO S1 UNDERBERG KZN OU	50	1,5708	15	78,54	11,781
KZ436	4237607074,00	5411205776085,00	DLUDLU MKHASHWA PHILLIP	SIZANENJANA KWABUTHO S1 UNDERBERG KZN OU	50	1,5708	15	78,54	11,781
KZ436	4237603445,00	5303120869089,00	MKHULISI NOMATHEMBU PHILIPA	SIZANENJANA KWABUTHO S1 UNDERBERG KZN OU	50	1,5708	15	78,54	11,781
KZ436	4153051372,00	7009235594086,00	DLAMINI BHEKI	TRADITIONAL HOUSE	50	1,5708	15	78,54	11,781
KZ436	4237612116,00	7009230588083,00	MKHULISE NONYAMEZELO EVELYN	SIZANENJANA KWABUTHO S1 UNDERBERG KZN OU	50	1,5708	15	78,54	11,781
KZ436	4198953913,00	6408040403080,00	DAWE NOMATHEMBA REGINA	SANDANEZWE RICHMOND KZN	50	1,5708	15	78,54	11,781
KZ436	4227002781,00	3904305202087,00	MTHEMBU PAULOS MPAKA	SANDANEZWE RICHMOND KZN	50	1,5708	15	78,54	11,781
KZ436	37197908058,00	8406070703088,00	SHEZI EMMACULATE	QULASHE UNDERBERG KZN	50	1,5708	15	78,54	11,781
KZ436	4228188233,00	7004150772085,00	DLAMINI CRESENTIA BUZANI	AMAKHUZE UNDERBURG KZN	50	1,5708	15	78,54	11,781
KZ436	4224993883,00	4609135310088,00	CHAGWE BHUNGU ALFOS	AMAKHUZE UNDERBURG KZN	50	1,5708	15	78,54	11,781
KZ436	4260576071,00	6006180749088,00	DLAMINI PHOZA THOLAKELE	HLANGANANI 4 UNDERBERG KZN	50	1,5708	15	78,54	11,781
KZ436	37202771616,00	7702170406080,00	ZONDI THEMBI MAUREEN	QULASHE S1 UNDERBERG CNCKZN OU	50	1,5708	15	78,54	11,781
KZ436	37202768133,00	9109071160089,00	MUTHWA NOKUZOLA PRUDENCE	QULASHE S1 UNDERBERG CNCKZN OU	50	1,5708	15	78,54	11,781
KZ436	37202771624,00	8110066101089,00	MTOLO MILEKELEU NKOSIBONILE	QULASHE S1 UNDERBERG CNCKZN OU	50	1,5708	15	78,54	11,781
KZ436	422490034,00	5106065704082,00	PHUNGULA PAULUS	AMAKUZA UNDERBURG KZN	50	1,5708	15	78,54	11,781
KZ436	37198869598,00	9009135625087,00	SHOBA DELANI	AMAKUZA UNDERBURG KZN	50	1,5708	15	78,54	11,781
KZ436	4225026220,00	5101255638083,00	SHOBA MKHUZENI AARON	AMAKUZA UNDERBURG KZN	50	1,5708	15	78,54	11,781
KZ436	4228181220,00	7301011166084,00	DLAMINI ZWINGI	QULASHE UNDERBURG KZN	50	1,5708	15	78,54	11,781
KZ436	7134476006,00	5311245733080,00	MTOLO MZAMANI	KILIMUN	50	1,5708	15	78,54	11,781
KZ436	7134475982,00	8302260469087,00	DLAMINI BONGEKILE	KILIMUN	50	1,5708	15	78,54	11,781
KZ436	37201798081,00	5901040255089,00	NOKHATHALA MDHLAHLA	AMAKUZA KILIMUN S1 UNDERBURG CNC KZN OU	50	1,5708	15	78,54	11,781
KZ436	37201801141,00	9042250877087,00	NGENZENI MJIWARA	AMAKUZA KILIMUN S1 UNDERBURG CNC KZN OU	50	1,5708	15	78,54	11,781
KZ436	37201801208,00	7110150309081,00	BAZIMILE ZIKODE	AMAKUZA KILIMUN S1 UNDERBURG CNC KZN OU	50	1,5708	15	78,54	11,781

MUNIC_CC	BADGE_NBR	NAT_ID	NAME	ADDRESS2	KWH_UNT	CLAIM_RA	VAT_RATE	CLAIMED_	CLAIMED_	CLAIM_TOTAL
KZ436	37201801117,00	6603125858089,00	NDABAKHE MADELA ZIKODE	AMAKUZA KILMUN S1 UNDERBURG CNC KZN OU	50	1,5708	15	78,54	11,781	90,321
KZ436	37201801166,00	6604100992083,00	THEMBISILE NOMUSA ZIKODE	AMAKUZA KILMUN S1 UNDERBURG CNC KZN OU	50	1,5708	15	78,54	11,781	90,321
KZ436	37200955086,00	7105020625083,00	MARY THULELENI MBANIWA	AMAKUZA KILMUN S1 UNDERBURG CNC KZN OU	50	1,5708	15	78,54	11,781	90,321
KZ436	37200960906,00	5605315777088,00	ARON MNDALI	AMAKUZA KILMUN S1 UNDERBURG CNC KZN OU	50	1,5708	15	78,54	11,781	90,321
KZ436	37201804319,00	9209101647087,00	MAKHOSI SHOBA	AMAKUZA KILMUN S1 UNDERBURG CNC KZN OU	50	1,5708	15	78,54	11,781	90,321
KZ436	37200955195,00	9504170454088,00	FIKILE SHEZI	AMAKUZA KILMUN S1 UNDERBURG CNC KZN OU	50	1,5708	15	78,54	11,781	90,321
KZ436	37200955310,00	9006056225087,00	THEMBELANI MBANIWA	AMAKUZA KILMUN S1 UNDERBURG CNC KZN OU	50	1,5708	15	78,54	11,781	90,321
KZ436	37200955237,00	8212261266087,00	ZANDILE MBANIWA	AMAKUZA KILMUN S1 UNDERBURG CNC KZN OU	50	1,5708	15	78,54	11,781	90,321
KZ436	37200955328,00	7507120372088,00	YVONNE MBANIWA	AMAKUZA KILMUN S1 UNDERBURG CNC KZN OU	50	1,5708	15	78,54	11,781	90,321
KZ436	22200551145,00	8103220611085,00	HLENGIWE ZIKODE	AMAKUZA KILMUN S1 UNDERBURG CNC KZN OU	50	1,5708	15	78,54	11,781	90,321
KZ436	37200961755,00	5508070792087,00	HLALELENI MBANIWA	AMAKUZA KILMUN S1 UNDERBURG CNC KZN OU	50	1,5708	15	78,54	11,781	90,321
KZ436	37200961664,00	6907100453083,00	NOZIZWE NZIMANDE	AMAKUZA KILMUN S1 UNDERBURG CNC KZN OU	50	1,5708	15	78,54	11,781	90,321
KZ436	37200961763,00	5406200851081,00	ZININGI NZIMANDE	AMAKUZA KILMUN S1 UNDERBURG CNC KZN OU	50	1,5708	15	78,54	11,781	90,321
KZ436	37200961714,00	4109150300080,00	BADANILE CHRISTINA NZIMANDE	AMAKUZA KILMUN S1 UNDERBURG CNC KZN OU	50	1,5708	15	78,54	11,781	90,321
KZ436	37201799428,00	7401030965084,00	BALLUNGILE NOXOLO MNDALI	AMAKUZA KILMUN S1 UNDERBURG CNC KZN OU	50	1,5708	15	78,54	11,781	90,321
KZ436	7134589048,00	5704090253081,00	MBELE NOMBUYISELO	AMAKUZA KILMUN S1 UNDERBURG CNC KZN OU	50	1,5708	15	78,54	11,781	90,321
KZ436	22200929325,00	8010056066088,00	JAMA MDUDUZI	AMAKUZA UNDERBURG KZN	50	1,5708	15	78,54	11,781	90,321
KZ436	4225026147,00	8004155346087,00	JAMA MUSAWENKOSI ADREAS	AMAKUZA UNDERBURG KZN	50	1,5708	15	78,54	11,781	90,321
KZ436	4225026162,00	7301045425084,00	JAMA CONRAD BEKANI	AMAKUZA UNDERBURG KZN	50	1,5708	15	78,54	11,781	90,321
KZ436	7134474407,00	8003080983089,00	ZUMA NOMZAMO	KILMUN	50	1,5708	15	78,54	11,781	90,321
KZ436	7134474423,00	6407040732084,00	ZUMA SIBONGILE	KILMUN	50	1,5708	15	78,54	11,781	90,321
KZ436	4237978210,00	3907060265082,00	MKIZE HLUPEKILE MARTHA	AMAKUZA UNDERBURG KZN	50	1,5708	15	78,54	11,781	90,321
KZ436	4245253861,00	7802011025089,00	DLAMINI SPONGILE AGNES	AMAKUZA UNDERBURG KZN	50	1,5708	15	78,54	11,781	90,321
KZ436	7031755213,00	8110075612082,00	XABA ROBERT	AMAKUZA UNDERBURG KZN	50	1,5708	15	78,54	11,781	90,321
KZ436	7134476360,00	3812250370082,00	MIYA NTOMBITANKE	AMAKUZA UNDERBURG KZN	50	1,5708	15	78,54	11,781	90,321
KZ436	4224899114,00	8203171017082,00	NZIMANDE NOZIPHO CATHRINE	AMAKUZA UNDERBURG KZN	50	1,5708	15	78,54	11,781	90,321
KZ436	4254460449,00	7804295635088,00	DLAMINI RAPHEAL SIBONGILENI	AMAKUZA UNDERBURG KZN	50	1,5708	15	78,54	11,781	90,321
KZ436	1079291579,00	4301035515089,00	MADUNA PHUMOWAKHE	AMAKUZA UNDERBURG KZN	50	1,5708	15	78,54	11,781	90,321
KZ436	4225019233,00	5903310460084,00	MAJOZI MIRRIAM PHILISIWE	AMAKUZA UNDERBURG KZN	50	1,5708	15	78,54	11,781	90,321
KZ436	4254460431,00	9805100555088,00	DLAMINI CACISILE	AMAKUZA UNDERBURG KZN	50	1,5708	15	78,54	11,781	90,321
KZ436	7113670538,00	4709210318087,00	SHOBA BASUKILE	AMAKUZA UNDERBURG KZN	50	1,5708	15	78,54	11,781	90,321
KZ436	4254800958,00	9003281385083,00	NYIDE NCAMISILE NOBUHLE	AMAKUZA UNDERBURG KZN	50	1,5708	15	78,54	11,781	90,321
KZ436	4237591278,00	6104110705088,00	CHONCO JABULILE VICTORIA	AMAKUZA UNDERBURG KZN	50	1,5708	15	78,54	11,781	90,321
KZ436	7134588065,00	6006045886083,00	ZONDI MZONJANA	AMAKUZA UNDERBURG KZN	50	1,5708	15	78,54	11,781	90,321
KZ436	7134588131,00	6610101324085,00	MTOLO BUYISIWE	AMAKUZA UNDERBURG KZN	50	1,5708	15	78,54	11,781	90,321
KZ436	7134588206,00	5203215379087,00	NYAWOSE GIDIYONI	AMAKUZA UNDERBURG KZN	50	1,5708	15	78,54	11,781	90,321
KZ436	7134588248,00	5005030862084,00	RADEBE ZISAKHE	AMAKUZA UNDERBURG KZN	50	1,5708	15	78,54	11,781	90,321
KZ436	7134475099,00	5406100920085,00	NDLOVU THANDI	AMAKUZA UNDERBURG KZN	50	1,5708	15	78,54	11,781	90,321
KZ436	4225027285,00	7906080985089,00	DLAMINI PRINCESS ZITHELILE	AMAKUZA UNDERBURG KZN	50	1,5708	15	78,54	11,781	90,321
KZ436	4224899122,00	6305040291087,00	KHUBONE HLALELENI BONISIWE	AMAKUZA UNDERBURG KZN	50	1,5708	15	78,54	11,781	90,321
KZ436	7134588099,00	7803026269084,00	JAMA BHIZA	AMAKUZA UNDERBURG KZN	50	1,5708	15	78,54	11,781	90,321
KZ436	7134589287,00	7507051137088,00	MTOLO NANA	AMAKUZA UNDERBURG KZN	50	1,5708	15	78,54	11,781	90,321
KZ436	7119806136,00	8203095734085,00	MADUNA VITUS SIPHELELE	AMAKUZA UNDERBURG KZN	50	1,5708	15	78,54	11,781	90,321
KZ436	22200456261,00	8408300689087,00	MTHEMBU NTOMBIKHONA	AMAKUZA UNDERBURG KZN	50	1,5708	15	78,54	11,781	90,321
KZ436	7134436992,00	5810240174083,00	MKHIZE SHUMISILE	AMAKUZA UNDERBURG KZN	50	1,5708	15	78,54	11,781	90,321
KZ436	4224999575,00	6306260397083,00	DLAMINI XOLILE	AMAKUZA UNDERBURG KZN	50	1,5708	15	78,54	11,781	90,321
KZ436	4228192805,00	7412280768086,00	ZONDI NOMQANELO	AMAKUZA UNDERBURG KZN	50	1,5708	15	78,54	11,781	90,321
KZ436	37200253922,00	8006156474081,00	SHELEMBE MANDLENKOSI ROBENSON	AMAKUZA UNDERBURG KZN	50	1,5708	15	78,54	11,781	90,321

MUNIC_CC	BADGE_NBR	NAT_ID	NAME	ADDRESS2	KWH_UNIT	CLAIM_RA_VAT_RATE	CLAIMED_CLAIMED_CLAIM_TOT
KZ436	4237596517,00	4702025417087,00	GUMIEE SIPHER RICHARD	AMAGADI NCWADI DEEPALE SI HOWICK KZN OU	50	1,5708	15 78,54 11,781 90,321
KZ436	4244392652,00	8408245617086,00	XABA NIABULO MOSES	CORINTH SI IKOPO KZN OU	50	1,5708	15 78,54 11,781 90,321
KZ436	4213316641,00	5306020591083,00	DLAMINI HLEZIPHI GEORINA	SUN CITY BULWER PMB KZN	50	1,5708	15 78,54 11,781 90,321
KZ436	4225008772,00	6502260708085,00	DLAMINI MTHEKU MEDRINA	AMAKHUZE UNDERBURG KZN	50	1,5708	15 78,54 11,781 90,321
KZ436	22200468688,00	5104070606087,00	DLAMINI NGYABONGA REGINA	AMAKHUZE UNDERBURG KZN	50	1,5708	15 78,54 11,781 90,321
KZ436	7146338616,00	5607310398083,00	MEMIELA PHILISWE MATHOTHO	SUN CITY BULWER PMB KZN	50	1,5708	15 78,54 11,781 90,321
KZ436	7146338731,00	5408260532080,00	DUMAKUDE KINKI PHYLIS	SUN CITY BULWER PMB KZN	50	1,5708	15 78,54 11,781 90,321
KZ436	7130264927,00	6106030417082,00	MAKHANYA IRENE	TRADITIONAL HOUSE	50	1,5708	15 78,54 11,781 90,321
KZ436	4225025925,00	8311030724085,00	DLAMINI CABANGILE LUNGILENI	AMAKHUZE UNDERBURG KZN	50	1,5708	15 78,54 11,781 90,321
KZ436	37200957373,00	9802275682086,00	DUMA MFANELO	AMAKHUZE UNDERBERG KZN OU	50	1,5708	15 78,54 11,781 90,321
KZ436	37200957381,00	6210102178083,00	SIBISI NGENZENI DORIS	AMAKHUZE UNDERBERG KZN OU	50	1,5708	15 78,54 11,781 90,321
KZ436	37201801950,00	8612151238080,00	MNGUNI NONTOKOZO PROMISE	AMAKHUZE UNDERBERG KZN OU	50	1,5708	15 78,54 11,781 90,321
KZ436	37201802487,00	6901050309080,00	MNGUNI SABANI NOBUHLE	AMAKHUZE UNDERBERG KZN OU	50	1,5708	15 78,54 11,781 90,321
KZ436	37201802610,00	8102021811084,00	KWENZEKI SHOBA	SINKONKONKO UNDERBERG KZN OU	50	1,5708	15 78,54 11,781 90,321
KZ436	4239658968,00	6802210459080,00	NDLOVU PHUMZILE ANNASTASIA	AMAKHUZE UNDERBERG KZN OU	50	1,5708	15 78,54 11,781 90,321
KZ436	37200959379,00	7007145318083,00	QHAMUKU SHOBA	AMAKHUZE UNDERBERG KZN OU	50	1,5708	15 78,54 11,781 90,321
KZ436	37200959288,00	9706045829085,00	MTTHOBISI SHOBA	AMAKHUZE UNDERBERG KZN OU	50	1,5708	15 78,54 11,781 90,321
KZ436	37200959346,00	6601100718088,00	LINDIVE SNOO SHOBA	AMAKHUZE UNDERBERG KZN OU	50	1,5708	15 78,54 11,781 90,321
KZ436	37201803295,00	4701010431087,00	SHOBA BADUBILE CATHRINA	AMAKHUZE UNDERBERG KZN OU	50	1,5708	15 78,54 11,781 90,321
KZ436	4224995951,00	8311281076086,00	DLAMINI THOBKILE VENENCIA	AMAKHUZE UNDERBURG KZN	50	1,5708	15 78,54 11,781 90,321
KZ436	37200957902,00	5507105797087,00	SHOBA ZIBONELE LOYI	AMAKHUZE UNDERBERG KZN OU	50	1,5708	15 78,54 11,781 90,321
KZ436	37200957860,00	8512305811081,00	SHOBA PHAKAMANI	AMAKHUZE UNDERBERG KZN OU	50	1,5708	15 78,54 11,781 90,321
KZ436	37200957803,00	7912251937081,00	DLAMINI SIBONGILE CONSTANCE	AMAKHUZE UNDERBERG KZN OU	50	1,5708	15 78,54 11,781 90,321
KZ436	37200957969,00	8909200593089,00	SHOBA OCTAVIA ZETHU	AMAKHUZE UNDERBERG KZN OU	50	1,5708	15 78,54 11,781 90,321
KZ436	37200957878,00	6801035521082,00	SHOBA SIBONGISENI	AMAKHUZE UNDERBERG KZN OU	50	1,5708	15 78,54 11,781 90,321
KZ436	4225000092,00	6802280429088,00	PHUNGULA THEMBSILE	AMAKHUZE UNDERBURG KZN	50	1,5708	15 78,54 11,781 90,321
KZ436	4224999567,00	5011120773082,00	DLAMINI NOMATEZI MESSIANA	AMAKHUZE UNDERBURG KZN	50	1,5708	15 78,54 11,781 90,321
KZ436	4225008756,00	6510130654082,00	DLAMINI BADINGILE THUSHUZA	AMAKHUZE UNDERBURG KZN	50	1,5708	15 78,54 11,781 90,321
KZ436	7047065896,00	6304205302086,00	MOLEFE SOBHOLENYONI D	STOFFELTON IMPENDE KZN	50	1,5708	15 78,54 11,781 90,321
KZ436	22200452294,00	6509175069081,00	SHEZI THAMSANQA MASTER	EQUILASHE UNDERBERG KZN OU	50	1,5708	15 78,54 11,781 90,321
KZ436	4225027293,00	8206121263086,00	SOSIBO SIBONGILE PERCIFIC	AMAKHUZE UNDERBURG KZN	50	1,5708	15 78,54 11,781 90,321
KZ436	4225028663,00	7310070945080,00	LANGA BUYISILE PAULINE	AMAKHUZE UNDERBURG KZN	50	1,5708	15 78,54 11,781 90,321
KZ436	4228289262,00	8703120768081,00	DLAMINI BONISWE	AMAKHUZE UNDERBURG KZN	50	1,5708	15 78,54 11,781 90,321
KZ436	7119872450,00	5407240607087,00	SABELA PHIKISILE BADUMISE	AMAKUZA UNDERBURG KZN	50	1,5708	15 78,54 11,781 90,321
KZ436	4225000282,00	6304215386087,00	TSHOBA DOTI RICHARD	Traditional	50	1,5708	15 78,54 11,781 90,321
KZ436	4184161737,00	1301010101013,00	KHUMALO NTOMBITYONKE	AMAKUZA UNDERBURG KZN	50	1,5708	15 78,54 11,781 90,321
KZ436	4225002429,00	8308151250080,00	MBANUWA THULISILE ANNACLETA	TRANSOFFMER ZONE PRT25	50	1,5708	15 78,54 11,781 90,321
KZ436	7112535658,00	7909200849086,00	KHWELE EUGENIA NONTOKOZO	Traditional	50	1,5708	15 78,54 11,781 90,321
KZ436	4184160812,00	8205255825082,00	MNCWABE FRANCIS MBONGENI	AMAKUZA SI UNDERBERG KZN OU	50	1,5708	15 78,54 11,781 90,321
KZ436	37200280628,00	2801040277088,00	MNGUNI NELANI	AMAKUZA SI UNDERBERG KZN OU	50	1,5708	15 78,54 11,781 90,321
KZ436	7158745518,00	8806056330089,00	MNGUNI ZIBONELE	AMAKUZA SI UNDERBERG KZN OU	50	1,5708	15 78,54 11,781 90,321
KZ436	7158687645,00	6703100268088,00	MBATHA NOFELANI ZABALAZILE	AMAKUZA SI UNDERBERG KZN OU	50	1,5708	15 78,54 11,781 90,321
KZ436	42249022942,00	7808156142084,00	DLAMINI MLUNGISENI PETROS	AMAKHUZE UNDERBURG KZN	50	1,5708	15 78,54 11,781 90,321
KZ436	22200452328,00	5401060734089,00	MNGUNI MAMAKAZI VENENCIA	AMAKUZA SI UNDERBERG KZN OU	50	1,5708	15 78,54 11,781 90,321
KZ436	7158650353,00	5711230255082,00	DLAMINI NOKUTHULA ZANDILE	AMAKUZA SI UNDERBERG KZN OU	50	1,5708	15 78,54 11,781 90,321
KZ436	7158650320,00	7410060862087,00	LINDA LUNDILENI EVELYN	AMAKUZA SI UNDERBERG KZN OU	50	1,5708	15 78,54 11,781 90,321
KZ436	7158745955,00	9401061321080,00	NZIMANDE ZETHU	AMAKUZA SI UNDERBERG KZN OU	50	1,5708	15 78,54 11,781 90,321
KZ436	7158726278,00	4907020227080,00	ZUMA NOMATHEMBA HOMISTA	AMAKUZA SI UNDERBERG KZN OU	50	1,5708	15 78,54 11,781 90,321
KZ436	7158738042,00	8407250676086,00	CEBEKHULU THENIWE SILVYA	AMAKUZA SI UNDERBERG KZN OU	50	1,5708	15 78,54 11,781 90,321

MUNIC_CC	BADGE_NBR	NAT_ID	NAME	ADDRESS2	KWH_UNIF	CLAIM_RA	VAT_RATE	CLAIMED	CLAIMED_CLAIM_TOTAL
KZ436	7031759249,00	2410100806081,00	KHATI NOMAYE	TRADITIONAL HOUSE	50	1,5708	15	78,54	11,781 90,321
KZ436	4225018284,00	8704070578082,00	DLAMINI THUTHUKILE PRISCA	AMAKUZA UNDERBURG KZN	50	1,5708	15	78,54	11,781 90,321
KZ436	4225018276,00	6512020733083,00	MBANIWA PHILLIPINE IRENE	AMAKUZA UNDERBURG KZN	50	1,5708	15	78,54	11,781 90,321
KZ436	4224901258,00	5305030872087,00	SHEZI NOMABULAZI CATHRINE	AMAKHUZE UNDERBURG KZN	50	1,5708	15	78,54	11,781 90,321
KZ436	7134604698,00	7210151207089,00	LINDA RITA GABISILE	AMAKUZA S1 UNDERBERG KZN OU	50	1,5708	15	78,54	11,781 90,321
KZ436	4224991531,00	8006035912087,00	MBANIWA MBHEKENI STHEMBISO	AMAKUZA UNDERBURG KZN	50	1,5708	15	78,54	11,781 90,321
KZ436	4224985152,00	7403205825085,00	PHUNGULA SOKWEPHULA	AMAKUZA UNDERBURG KZN	50	1,5708	15	78,54	11,781 90,321
KZ436	7158649140,00	8806110759083,00	MBANIWA PROTASIA ZANDILE	AMAKUZA S1 UNDERBERG KZN OU	50	1,5708	15	78,54	11,781 90,321
KZ436	7158745302,00	7305140534088,00	LINDA NONHLANHLA	AMAKUZA S1 UNDERBERG KZN OU	50	1,5708	15	78,54	11,781 90,321
KZ436	4222743660,00	7207055357085,00	DLAMINI JABULANI LEARNARD	NKWEZELA UNDERBERG KZN	50	1,5708	15	78,54	11,781 90,321
KZ436	4184162933,00	1301010101013,00	MJIWARA AB	QUEMENI	50	1,5708	15	78,54	11,781 90,321
KZ436	7158746342,00	7610025769083,00	MTHEMBU DELANI KHAYALAKE	AMAKUZA S1 UNDERBERG KZN OU	50	1,5708	15	78,54	11,781 90,321
KZ436	4224874315,00	6506200314086,00	NYINDE BONISWE BEAUTY	AMAKHUZE UNDERBURG KZN	50	1,5708	15	78,54	11,781 90,321
KZ436	4237605953,00	6203100512080,00	MADONDA NOMSA THOBISILE	STOFFELTON BROTHENI S1 SOLOKOHLO UNDERBERG KZN OU	50	1,5708	15	78,54	11,781 90,321
KZ436	7158745344,00	6911025416084,00	MBANIWA ERNEST LANGELIHLE	AMAKUZA S1 UNDERBERG KZN OU	50	1,5708	15	78,54	11,781 90,321
KZ436	4237959079,00	5507125642081,00	KHASIBE PHILIP MANDLENKOSI	STOFFELTON BROTHENI S1 SOLOKOHLO UNDERBERG KZN OU	50	1,5708	15	78,54	11,781 90,321
KZ436	4237959137,00	5112260340086,00	NZIMANDE BEZANI	STOFFELTON BROTHENI S1 SOLOKOHLO UNDERBERG KZN OU	50	1,5708	15	78,54	11,781 90,321
KZ436	7158725981,00	7701013384082,00	KUNENE NONHLANHLA ETHEL	AMAKUZA S1 UNDERBERG KZN OU	50	1,5708	15	78,54	11,781 90,321
KZ436	7158649934,00	7904075954087,00	MINGUNI MCACISI	AMAKUZA S1 UNDERBERG KZN OU	50	1,5708	15	78,54	11,781 90,321
KZ436	7158746771,00	9302021023081,00	MBANIWA NOBUHLE	AMAKUZA S1 UNDERBERG KZN OU	50	1,5708	15	78,54	11,781 90,321
KZ436	7158746805,00	8104076167081,00	MINGUNI SIMPHIWE LAWRENCE	AMAKUZA S1 UNDERBERG KZN OU	50	1,5708	15	78,54	11,781 90,321
KZ436	7158746409,00	8610245905086,00	MHLONGO MBONGENI INNOCENT	AMAKUZA S1 UNDERBERG KZN OU	50	1,5708	15	78,54	11,781 90,321
KZ436	7158746862,00	8103215521083,00	MBANIWA MXOLISI KHEHLO	AMAKUZA S1 UNDERBERG KZN OU	50	1,5708	15	78,54	11,781 90,321
KZ436	7158737994,00	9301041309082,00	DLAMINI VUMILE	AMAKUZA S1 UNDERBERG KZN OU	50	1,5708	15	78,54	11,781 90,321
KZ436	7158781539,00	7809181001089,00	KUNENE WINILE PROTASIA	AMAKUZA S1 UNDERBERG KZN OU	50	1,5708	15	78,54	11,781 90,321
KZ436	4242721126,00	4702250420089,00	MLOTSHWA CATHERINE	Brick House	50	1,5708	15	78,54	11,781 90,321
KZ436	7158726088,00	4502185471084,00	MINGUNI MZONZIMA ERASMUS	AMAKUZA S1 UNDERBERG KZN OU	50	1,5708	15	78,54	11,781 90,321
KZ436	7158649652,00	5709280284085,00	MINGUNI DUDUZILE PRAXEDIS	AMAKUZA S1 UNDERBERG KZN OU	50	1,5708	15	78,54	11,781 90,321
KZ436	4231237084,00	8605135618088,00	NZIMANDE SANDILE	NKELABANTWANA BULWER KZN	50	1,5708	15	78,54	11,781 90,321
KZ436	7158781471,00	6807075834087,00	KUNENE MHLANGAKHULA VITUIS	AMAKUZA S1 UNDERBERG KZN OU	50	1,5708	15	78,54	11,781 90,321
KZ436	7158650254,00	3603105139081,00	ZONDI FANIBANI	AMAKUZA S1 UNDERBERG KZN OU	50	1,5708	15	78,54	11,781 90,321
KZ436	7158650239,00	6203080945086,00	MHLUNGU FIKILE PATRICIA	AMAKUZA S1 UNDERBERG KZN OU	50	1,5708	15	78,54	11,781 90,321
KZ436	7158650189,00	3706300237087,00	MKELWANI MKELWANI	AMAKUZA S1 UNDERBERG KZN OU	50	1,5708	15	78,54	11,781 90,321
KZ436	7167055339,00	3602115273088,00	DLAMINI MADLOTHO	AMAKUZA S1 UNDERBERG KZN OU	50	1,5708	15	78,54	11,781 90,321
KZ436	2220092975,00	6510201075084,00	NKOMO ZOLEKA	Brick House	50	1,5708	15	78,54	11,781 90,321
KZ436	7604138433,00	4211090198085,00	DLADLA MAMITZA	NOMANDLOVU DONNYBROOK IKOPO KZN	50	1,5708	15	78,54	11,781 90,321
KZ436	1081718197,00	1301010101013,00	NCOBENI M	HOUSE	50	1,5708	15	78,54	11,781 90,321
KZ436	7158725817,00	7808070442081,00	DLAMINI CONSTANCE DELISILE	AMAKUZA S1 UNDERBERG KZN OU	50	1,5708	15	78,54	11,781 90,321
KZ436	7113501956,00	5601101066082,00	SOKHELA NANA	NOMANDLOVU DONNYBROOK IKOPO KZN	50	1,5708	15	78,54	11,781 90,321
KZ436	4254610050,00	8305061154089,00	MNCWABE SILINDILE	SINKONKONKO UNDERBERG KZN OU	50	1,5708	15	78,54	11,781 90,321
KZ436	7158745831,00	5312065289088,00	MNTUNGWA BHEKINDODA PHILIP	AMAKUZA S1 UNDERBERG KZN OU	50	1,5708	15	78,54	11,781 90,321
KZ436	4731456130,00	5102205654089,00	WESSELS DONATOUS	SINKONKONKO UNDERBERG KZN OU	50	1,5708	15	78,54	11,781 90,321
KZ436	7158687884,00	4205120449088,00	DLAMINI NTOMBI ETHELDRETHA	AMAKUZA S1 UNDERBERG KZN OU	50	1,5708	15	78,54	11,781 90,321
KZ436	37198868095,00	7909070690081,00	GAMEDA CABANGILE	AMAKUZA S1 UNDERBERG KZN OU	50	1,5708	15	78,54	11,781 90,321
KZ436	37186069581,00	5712130178085,00	DLAMINI LIZZIE PETRONELLA	AMAKUZA S1 UNDERBERG KZN OU	50	1,5708	15	78,54	11,781 90,321
KZ436	4246381992,00	4712085542088,00	DLAMINI MTINIWA	TRADITIONAL HOUSE	50	1,5708	15	78,54	11,781 90,321
KZ436	7158650692,00	7003040640085,00	ZONDI NELISWE LUCIA	AMAKUZA S1 UNDERBERG KZN OU	50	1,5708	15	78,54	11,781 90,321
KZ436	7078103327,00	1301010101013,00	KHUMALO R	HOUSE	50	1,5708	15	78,54	11,781 90,321
KZ436	37197910153,00	4101013092087,00	ZONDI ANNATOLIA	BHATINI	50	1,5708	15	78,54	11,781 90,321

MUNIC	CC	BADGE_NBR	NAT_ID	NAME	ADDRESS2	KWH	UNT	CLAIM	RA	VAT	RATE	CLAIMED	CLAIMED	CLAIM	TOTAL
KZ436		7031759470,00	3806150360086,00	ZULU NOMAKESIXE	TRADITIONAL HOUSE	50	50	1,5708	15	78,54	11,781	90,321	90,321		
KZ436		7158738067,00	7707025502082,00	DLAMINI GOODIZWU ZAKHELE	AMAKUZA S1 UNDERBERG KZN OU	50	50	1,5708	15	78,54	11,781	90,321	90,321		
KZ436		7158649694,00	571125258086,00	ZONDI MABONA PETRUS	AMAKUZA S1 UNDERBERG KZN OU	50	50	1,5708	15	78,54	11,781	90,321	90,321		
KZ436		7137258336,00	6001200991083,00	ZIKODE ELSIE	AMAKUZA S1 UNDERBERG KZN OU	50	50	1,5708	15	78,54	11,781	90,321	90,321		
KZ436		7158649702,00	5504030565085,00	DLAMINI THABISILE MAUREEN	HOUSE	50	50	1,5708	15	78,54	11,781	90,321	90,321		
KZ436		4184168112,00	6706240250080,00	DUMA PHILISWE THEODORAH	HOUSE	50	50	1,5708	15	78,54	11,781	90,321	90,321		
KZ436		7158725908,00	8302170482089,00	MDLANGATHI DUMISILE	AMAKUZA S1 UNDERBERG KZN OU	50	50	1,5708	15	78,54	11,781	90,321	90,321		
KZ436		7147072735,00	5509130478089,00	MDLANGATHI THEMBEKA	AMAKUZA S1 UNDERBERG KZN OU	50	50	1,5708	15	78,54	11,781	90,321	90,321		
KZ436		7158738018,00	7912275847084,00	DLAMINI CEM	AMAKUZA S1 UNDERBERG KZN OU	50	50	1,5708	15	78,54	11,781	90,321	90,321		
KZ436		7158649728,00	5503300478086,00	ZONDI SWELEKLE MAVVIS	AMAKUZA S1 UNDERBERG KZN OU	50	50	1,5708	15	78,54	11,781	90,321	90,321		
KZ436		7124128922,00	7501205579089,00	MANTUNGWA MZIKABANI ERNEST	AMAKUZA S1 UNDERBERG KZN OU	50	50	1,5708	15	78,54	11,781	90,321	90,321		
KZ436		7124128930,00	3702080223082,00	KUNENE TUNUZA REGINA	AMAKUZA S1 UNDERBERG KZN OU	50	50	1,5708	15	78,54	11,781	90,321	90,321		
KZ436		7124128955,00	5901250355082,00	KUNENE DUMILE CYNTHIA	AMAKUZA S1 UNDERBERG KZN OU	50	50	1,5708	15	78,54	11,781	90,321	90,321		
KZ436		4214216865,00	5912101093087,00	MTHEMBU THEMBEKILE MARGARET	AMAKUZA S1 UNDERBERG KZN OU	50	50	1,5708	15	78,54	11,781	90,321	90,321		
KZ436		7158688379,00	7104280490080,00	DLAMINI FIKILE PRISCA	AMAKUZA S1 UNDERBERG KZN OU	50	50	1,5708	15	78,54	11,781	90,321	90,321		
KZ436		7158649496,00	6611200286084,00	DLAMINI LANDELENI BEATRICE	AMAKUZA S1 UNDERBERG KZN OU	50	50	1,5708	15	78,54	11,781	90,321	90,321		
KZ436		7047067983,00	5212085254080,00	MOLEFE MALUBA P	STOFFELTON IMPENDLE KZN	50	50	1,5708	15	78,54	11,781	90,321	90,321		
KZ436		7158650098,00	7411050929084,00	ZONDI SIZANI THULISILE	AMAKUZA S1 UNDERBERG KZN OU	50	50	1,5708	15	78,54	11,781	90,321	90,321		
KZ436		715850130,00	8703150776087,00	DLAMINI ZAMAZULU	AMAKUZA S1 UNDERBERG KZN OU	50	50	1,5708	15	78,54	11,781	90,321	90,321		
KZ436		7146269894,00	4504060291082,00	SIBISI THANDIWE VIVIEN	BETHELEHEM BULWER UNDERBERG KZN	50	50	1,5708	15	78,54	11,781	90,321	90,321		
KZ436		4224983827,00	5502090455080,00	SHEZI GEZEPHI	AMAKUZA UNDERBURG KZN	50	50	1,5708	15	78,54	11,781	90,321	90,321		
KZ436		4184166934,00	1301010101013,00	NGUBO IDAH	HOUSE	50	50	1,5708	15	78,54	11,781	90,321	90,321		
KZ436		37184688127,00	6212040435088,00	MNCWABE NOKWENZUWA THENESA	AMAKUZA UNDERBURG KZN	50	50	1,5708	15	78,54	11,781	90,321	90,321		
KZ436		4127204347,00	5201250695086,00	MITYA MANAZI EUGENIA	ENKELEBANTWANA IXOPO KZN	50	50	1,5708	15	78,54	11,781	90,321	90,321		
KZ436		4176584904,00	1301010101013,00	MAPHANGA M	DWELLING	50	50	1,5708	15	78,54	11,781	90,321	90,321		
KZ436		22200468571,00	7411105373089,00	DLAMINI SIBONGISENI	AMAKUZA UNDERBURG KZN	50	50	1,5708	15	78,54	11,781	90,321	90,321		
KZ436		4228809937,00	2606170123089,00	TENZA NOPHOSISA	NOMANDLOVU DOWNYBROOK IXOPO KZN	50	50	1,5708	15	78,54	11,781	90,321	90,321		
KZ436		4225008632,00	6905050622087,00	SHEZI HOMSTA THANDEKILE	AMAKUZA UNDERBURG KZN	50	50	1,5708	15	78,54	11,781	90,321	90,321		
KZ436		4224989766,00	6812050525080,00	JAMA NOMUSA VERONICA	AMAKUZA UNDERBURG KZN	50	50	1,5708	15	78,54	11,781	90,321	90,321		
KZ436		4224955239,00	7501230647083,00	MIBELE NOMUZA MUKE	AMAKUZA UNDERBURG KZN	50	50	1,5708	15	78,54	11,781	90,321	90,321		
KZ436		4201067800,00	5707103040080,00	MAJOLA BUSISIWE	MOATSHENI UNDERBURG KZN	50	50	1,5708	15	78,54	11,781	90,321	90,321		
KZ436		4228192235,00	7110130455082,00	MBANIWA FIKILE	QUASHE UNDERBURG KZN	50	50	1,5708	15	78,54	11,781	90,321	90,321		
KZ436		4228174332,00	8003031261080,00	MSWARA WINILE	QUASHE UNDERBURG KZN	50	50	1,5708	15	78,54	11,781	90,321	90,321		
KZ436		7047034884,00	6006255525082,00	NGCOBO VELAPHI	STOFFELTON IMPENDLE KZN	50	50	1,5708	15	78,54	11,781	90,321	90,321		
KZ436		7031759280,00	4811040335081,00	MAGOSO BUYISIWE	HLANGANANI S1 IXOPO CNC KZN OU	50	50	1,5708	15	78,54	11,781	90,321	90,321		
KZ436		37204511408,00	5706260797086,00	NCOBEINI DUMISILE FRANCISCA	TRADITIONAL HOUSE	50	50	1,5708	15	78,54	11,781	90,321	90,321		
KZ436		4246398533,00	4606150319085,00	MBANIWA MAQOSHI	AMAKUZA UNDERBURG KZN	50	50	1,5708	15	78,54	11,781	90,321	90,321		
KZ436		4225018631,00	5001210197086,00	SHEZI QONDILE PROTASIA	AMAKUZA UNDERBURG KZN	50	50	1,5708	15	78,54	11,781	90,321	90,321		
KZ436		4212446662,00	4102155362080,00	MEMELA PROTAS	QUASHE UNDERBURG KZN	50	50	1,5708	15	78,54	11,781	90,321	90,321		
KZ436		4228184992,00	6509140496088,00	MTOLO THEMBENI	XOSHEYAKHE ENKELEBANTWANA PMB KZN	50	50	1,5708	15	78,54	11,781	90,321	90,321		
KZ436		7101051329,00	5303050472086,00	NDLOVU SIBONGILE MOLLY	KILMUN S1 UNDERBERG KZN OU	50	50	1,5708	15	78,54	11,781	90,321	90,321		
KZ436		4214222467,00	6512151001086,00	DUMA IDAH THANDIWE	KILMUN S1 UNDERBERG KZN OU	50	50	1,5708	15	78,54	11,781	90,321	90,321		
KZ436		7134474837,00	7805205544088,00	SABELA MALIN	KILMUN S1 UNDERBERG KZN OU	50	50	1,5708	15	78,54	11,781	90,321	90,321		
KZ436		7134589089,00	6007200400082,00	MAUWARA THANDIWE	HLANGANANI 3 CREIGHTON IXOPO CNC KZN OU	50	50	1,5708	15	78,54	11,781	90,321	90,321		
KZ436		7158775945,00	7207030672087,00	DLAMINI NONHLANHLA ALOIS	STOFFELTON IMPENDLE KZN	50	50	1,5708	15	78,54	11,781	90,321	90,321		
KZ436		7047067835,00	7705300602080,00	ZONDI PHUMELELE	KILMUN S1 UNDERBERG KZN OU	50	50	1,5708	15	78,54	11,781	90,321	90,321		
KZ436		7134476121,00	6812252861085,00	MBANIWA LUNGILE	NSIMBINI	50	50	1,5708	15	78,54	11,781	90,321	90,321		
KZ436		37197910336,00	7904151131089,00	SOSIBO HILDA THULISILE		50	50	1,5708	15	78,54	11,781	90,321	90,321		

MUNIC_CC	BADGE_NBR	NAT_ID	NAME	ADDRESS2	KWH_UNF	CLAIM_RA	VAT_RATE	CLAIMED	CLAIMED_CLAIM_TOTAL
KZ436	713458024,00	821202144081,00	MCWABE LUNGILE	KILMUN S1 UNDERBERG KZN OU	50	1,5708	15	78,54	11,781 90,321
KZ436	7134437438,00	4308110326082,00	MBANIWA SHAINÉ	KILMUN S1 UNDERBERG KZN OU	50	1,5708	15	78,54	11,781 90,321
KZ436	7134474803,00	4209020392083,00	KHANYILE TAKATILE	KILMUN S1 UNDERBERG KZN OU	50	1,5708	15	78,54	11,781 90,321
KZ436	7158649371,00	7202021000083,00	DLAMINI MANDISA BEATRICE	AMAKUZA S1 UNDERBERG KZN OU	50	1,5708	15	78,54	11,781 90,321
KZ436	7158738273,00	9406135733087,00	NZIMANDE BONGINKOSI	AMAKUZA S1 UNDERBERG KZN OU	50	1,5708	15	78,54	11,781 90,321
KZ436	7031342905,00	6501017662082,00	JILI ERIC SIGWILI	TRADITIONAL HOUSE	50	1,5708	15	78,54	11,781 90,321
KZ436	37197907316,00	5902040942080,00	DLAMINI SIZENI	PHAYINDANE	50	1,5708	15	78,54	11,781 90,321
KZ436	37197905435,00	7801165387089,00	NZIMANDE THULANI	MASHAYILANGA UNDERBERG KZN	50	1,5708	15	78,54	11,781 90,321
KZ436	7049867984,00	4111080260087,00	LEHAS NTSOAKE ALOSIA	NKUMBA	50	1,5708	15	78,54	11,781 90,321
KZ436	4244515823,00	9202061325083,00	DLAMINI NOMSA	AMAKHUZA S1 UNDERBERG KZN	50	1,5708	15	78,54	11,781 90,321
KZ436	4220419784,00	4606280406083,00	SOKHELA SHADELENI	SOKHELA LOCATION NEAR SOKHELA PRIMARY	50	1,5708	15	78,54	11,781 90,321
KZ436	1310374887,00	1301010101013,00	DLAMINI MANDLENKOSI	Brick	50	1,5708	15	78,54	11,781 90,321
KZ436	4244528313,00	9109080856081,00	SOSIBO NOSIPHO GLORIA	AMAKHUZA S1 UNDERBERG KZN	50	1,5708	15	78,54	11,781 90,321
KZ436	4244526432,00	7706066200085,00	DLAMINI MBHEKISENI ZIPI	AMAKHUZA S1 UNDERBERG KZN	50	1,5708	15	78,54	11,781 90,321
KZ436	4244517639,00	7002100485084,00	SOSIBO TUTU MAVIS	AMAKHUZA S1 UNDERBERG KZN	50	1,5708	15	78,54	11,781 90,321
KZ436	37197908314,00	7907055883085,00	MNGUNI SIKHUMBUZO	NOMHOJANA UNDERBERG KZN	50	1,5708	15	78,54	11,781 90,321
KZ436	37186057347,00	7210085480083,00	PHUNGULA ADRIAS	QULASHE UNDERBURG KZN	50	1,5708	15	78,54	11,781 90,321
KZ436	4244518025,00	8704291120086,00	SOSIBO ZINHLE	AMAKHUZA S1 UNDERBERG KZN	50	1,5708	15	78,54	11,781 90,321
KZ436	4244526507,00	9201045465080,00	MTOLO XOLANI	AMAKHUZA S1 UNDERBERG KZN	50	1,5708	15	78,54	11,781 90,321
KZ436	4225007345,00	8006060591087,00	SIBETHA BAQHELELE GLORIA	AMAKUZA UNDERBURG KZN	50	1,5708	15	78,54	11,781 90,321
KZ436	4222798110,00	6707170616084,00	SHELEMBE ANGELINE THEMBEKIILE	EMANGWANENI BULWER UNDERBURG KZN	50	1,5708	15	78,54	11,781 90,321
KZ436	4209213265,00	6704275640085,00	DLAMINI SIYABOGNA E	EHLABENI BULWER KZN	50	1,5708	15	78,54	11,781 90,321
KZ436	4228189934,00	8402151275088,00	MBATHA SLINDILE	QULASHE UNDERBURG KZN	50	1,5708	15	78,54	11,781 90,321
KZ436	4236955029,00	5607075941085,00	ZULU CURIL	HLANGANANI S1 IXOPO KZN	50	1,5708	15	78,54	11,781 90,321
KZ436	4225017773,00	8503010377088,00	MNGUNI PHUMULULE	AMAKUZA UNDERBURG KZN	50	1,5708	15	78,54	11,781 90,321
KZ436	4225017781,00	8302220532081,00	MAAMPELE NTOMBEKHAYA MARIET	AMAKUZA UNDERBURG KZN	50	1,5708	15	78,54	11,781 90,321
KZ436	4203419199,00	5507295697089,00	MOTKOUNG CALTON MFANYANA	MQATSHENI UNDERBURG KZN	50	1,5708	15	78,54	11,781 90,321
KZ436	4225017765,00	7006060458080,00	PHUNGULA ZIMEPHI PAULINA	AMAKUZA UNDERBURG KZN	50	1,5708	15	78,54	11,781 90,321
KZ436	4225002411,00	8105205901084,00	KHUBONI XOLANI	AMAKHUZE UNDERBURG KZN	50	1,5708	15	78,54	11,781 90,321
KZ436	4225026956,00	6712210293084,00	SOSIBO BUSELAPHI FLORENCE	AMAKUZA UNDERBURG KZN	50	1,5708	15	78,54	11,781 90,321
KZ436	4225017583,00	7001012035086,00	BENGU BUSELAPHI AGNES	AMAKUZA UNDERBURG KZN	50	1,5708	15	78,54	11,781 90,321
KZ436	4201072230,00	6706076053087,00	DUMA JOSEPH	MQATSHENI UNDERBURG KZN	50	1,5708	15	78,54	11,781 90,321
KZ436	4224999492,00	4903180642085,00	PHUNGULA BUZELENI	AMAKUZA UNDERBURG KZN	50	1,5708	15	78,54	11,781 90,321
KZ436	4220431664,00	8011145479084,00	JILI FARAI	AMAKUZA UNDERBURG KZN	50	1,5708	15	78,54	11,781 90,321
KZ436	7043067037,00	4612150474086,00	MBOKAZI SABSILE	STEPMORE	50	1,5708	15	78,54	11,781 90,321
KZ436	4224999450,00	7505060473080,00	MNGUNI VICTORIA PHILISIWE	AMAKHUZE UNDERBURG KZN	50	1,5708	15	78,54	11,781 90,321
KZ436	4224999930,00	7604305607089,00	MNGUNI THOMAS ZWENGANI	AMAKHUZE UNDERBURG KZN	50	1,5708	15	78,54	11,781 90,321
KZ436	22200551202,00	6907080365083,00	MNGUNI ZIXHESHILE GLADYS	MQATSHENI UNDERBURG KZN	50	1,5708	15	78,54	11,781 90,321
KZ436	4201071604,00	8809260733080,00	MIWARA NELISILE	MQATSHENI UNDERBURG KZN	50	1,5708	15	78,54	11,781 90,321
KZ436	4203420585,00	5812151044081,00	NDHLOVU REGINAH BOTSI	MQATSHENI UNDERBURG KZN	50	1,5708	15	78,54	11,781 90,321
KZ436	4204855912,00	65111290468081,00	NGCEMU GETRUDE	AMAKHUZE UNDERBURG KZN	50	1,5708	15	78,54	11,781 90,321
KZ436	4224900367,00	5409190548089,00	DLAMINI NOMALOLI MFUSHANE	MQATSHENI UNDERBURG KZN	50	1,5708	15	78,54	11,781 90,321
KZ436	4201067909,00	6904130320085,00	MTHALANE LAKHADIYA	MQATSHENI UNDERBURG KZN	50	1,5708	15	78,54	11,781 90,321
KZ436	4237613387,00	5108260385089,00	DLAMINI LIJUNALE	BHIDLA BULWER KZN	50	1,5708	15	78,54	11,781 90,321
KZ436	22200452146,00	7206150686083,00	LUSWAZI NONHLANHLA JOYCE	Brick House	50	1,5708	15	78,54	11,781 90,321
KZ436	7031758704,00	4302075393088,00	KHUBONE VEZUMUSA	TRADITIONAL HOUSE	50	1,5708	15	78,54	11,781 90,321
KZ436	4255791800,00	6712265618086,00	MOLEFE J	HOUSE	50	1,5708	15	78,54	11,781 90,321

REPORT ON SUPPLY CHAIN MANAGEMENT FOR THE MONTH ENDED 31 JULY 2022-DR NKOSAZANA DLAMINI ZUMA MUNICIPALITY

AUTHOR: CHIEF FINANCE OFFICER (File Ref: Budget and Treasury Office)

1st Level : MANCO
 2nd Level : Finance Committee
 3rd Level : EXCO
 4th Level : Council

PURPOSE

To present the Implementation of the Supply chain management policy to the Committee and Council on purchases made by the municipality for the month ended 31 July 2022.

BACK GROUND

The Municipal Finance Management Act No 56, 2003 Chapter 11, the municipal supply chain management Regulation, as published in the Government Gazette on 30 May 2005 and the Supply Chain Management Policy as adopted by Council state that a report must be submitted within ten (10) working days of the end of each month to committees and council, in order to create a transparent image to all processes in the Supply Chain Management Division.

LEGISLATIVE FRAMEWORK

- o Constitution of Republic of South Africa, Act No 108 of 1996
- o Municipal Finance Management Act, No 56 of 2003 Section 71
- o Board Based Black Economic Empowerment Amended Act, 2013 (Act Non.46 of 2013)
- o PPPFA Regulations 2017
- o Supply Chain Management policy

RANGE OF PROCUMENT

- o Orders up to the transaction value of R 1 to R 2000,00
- o Three written or verbal quotation for procurement of a transaction value between R 2000,01 to R 10 000,00.
- o Three different written quotation for procurement between R 10 000,00 to R 30 000,00.
- o Procurement above R 30 000,01 to R 200 000,00 – 3 written formal quotation advertised on the Municipal website and notice board.
- o Bids process for procurement above R 200 000,01

STAFF IMPLICATIONS

- There is no staff implication

BID COMMITTEE SITTINGS

Bid Specification Committee	: 1
Quotation Specification Committee	: 1
Bid Evaluation Committee	: 3
Quotation Evaluation Committee	: 2
Bid Adjudication Committee	: 2

Note: The bid committees are expected to sit at least 4 times a month as per SCM calendar.

FINANCIAL IMPLICATION / EXPENDITURE

○ DEVIATIONS	: R 13 469.00
○ IRREGULAR EXPENDITURE	: R 0.00
○ FRUITLESS AND WASTEFUL EXPENDITURE	: R 0.00
○ UNAUTHORISED EXPENDITURE	: R 0.00
○ ORDERS BELOW R 30 000,00 (ONCEOFF)	: R 118 846,59
○ ORDERS FOR CONTRACTED SERVICES	: R 304 473.19
○ AWARDS BETWEEN R 30 000.01 – 200 000,00	: R 0.00
○ AWARDS MORE THAN R 200 000.01	: R 0.00
○ FUEL ORDERS	: R 33 987.50
○ FUNERAL	: R 12 000.00
○ TRANSVERSAL CONTRACT	: R 0.00
○ PANELS/ CONTRACTED	: R 590 300.00

ANNEXURES

- Annexure "A" – Deviation and Unauthorised, Fruitless and wasteful expenditure
- Annexure "B" – Orders below R 30 000,00 (once off)
- Annexure "C" – Orders for contracted services
- Annexure "D" – Between R 30 000,01 – R 200 000,00
- Annexure "E" – Awards more than R 200 000, 01
- Annexure "F" – Fuel orders
- Annexure "G" – Funeral orders
- Annexure "H" – Transversal Contract
- Annexure "I" - Panel

RECOMMENDATIONS

That Committee and Council note this report

SUMMARY OF ORDERS FOR THE PERIOD OF 31 JULY 2022 (see Annexure A)

DESCRIPTION	RANGE	AMOUNT
Verbal and Written Quotations	R0.01-R2000	R 6 380,86
Formal Written Quotations	R 2001-R 30000	R 112 465,73

TOTAL ONCEOFF ORDERS		R 118 846,59
Deviations		R 13 469,00
Irregular Expenditure		R -
Fruitless and wasteful expenditure		R -
Unauthorised expenditure		R -
Contracted Services	Contracted	R 304 473,19
Quotation	R 30 000,01-R 200 000,01	R -
Bids	Above R200 000,01	R -
Petrol Orders		R 33 987,50
Funeral Assistance Orders		R 12 000,00
Transversal Contract		R -
Panel service providers	Contracted	R 590 300,00
		R -
TOTAL ORDERS		R 1 073 076,28

DEVIATION
I IREGULAR EXPENDITURE
FRUITLESS AND WASTEFULL EXPENDITURE
UNAUTHORISED EXPENDITURE

N

DEVIATION FOR THE MONTH ENDED- 31 JULY 2022 (ANNEXURE A)

DATE	ORDER NO.	COMPANY NAME	AMOUNT	DESCRIPTION OF SERVICE	REASON
21/07/2022	8154	Truvelo African Electronics	R7 169,00	Calibration of speed camera Prolaser 3	Truvelo is the only service provider who deal with calibration of speed cameras. Therefore, this is a single provider.
29/07/2022	8166	Underberg and Himville Taxi owner	R6 300,00	Transportation of Local Artists from ward 4 attending Impucuzeko Maskandi festival in Durban	(1) Impractical to follow the SCM process (2) Sole Supplier. Taxi operating licenses/ permits prohibit outside Taxi operators to run their Taxi business within Dr Nkosazana Dlamini Municipality. It is therefore Impractical to broaden the market as we could do with other services.
TOTAL ORDERS			R13 469,00		

IRREGULAR EXPENDITURE FOR THE MONTH ENDED- 31 JULY 2022 (ANNEXURE B)

DATE	ORDER NO.	COMPANY NAME	AMOUNT	DESCRIPTION OF SERVICE	REASON
TOTAL ORDERS			R0,00		

FRUITLESS AND WASTEFUL EXPENDITURE FOR THE MONTH ENDED- 31 JULY 2022 (ANNEXURE F)

DATE	ORDER NO.	COMPANY NAME	AMOUNT	DESCRIPTION OF SERVICE	REASON

R0,00

UNAUTHORISED EXPENDITURE FOR THE MONTH ENDED- 31 JULY 2022 (ANNEXURE G)

DATE	ORDER NO.	COMPANY NAME	AMOUNT	DESCRIPTION OF SERVICE	REASON

R0,00

MINOR BREACHES

DATE	ORDER NO.	COMPANY NAME	AMOUNT	DESCRIPTION OF	REASON
			R0,00		

ORDERS BELOW R 30 000,00 (ONCEOFF)

ORDERS REPORT FOR THE PERIOD OF 31 JULY 2022 (Annexure A)			
PETTY CASH AND ORDERS BETWEEN R0.01-R2000			
ORDER NUMBER	COMPANY NAME	DESCRIPTION OF SERVICE/GOODS	AMOUNT
8152	Creighton Hotel	Lunch for shortlistig meeting of Senior manager positions to be conducted on the 19th July 2022	R1 393,00
TOTAL ORDERS			R1 393,00

CASH BOOK

Opening balance as per the Petty Cash Reconcilliation

R187,86

Total Receipts

Total petty cash for the month

R4 800,00

Total Payments/ Purchase

R4 987,86

Cash & Outstanding vouchers/ Closing balance

R4 283,70

R704,16

Total issued orders

R1 393,00

Total payments/Purchases

R4 987,86

TOTAL PETTY CASH EXPENSE FOR THE MONTH

R6 380,86

WRITTEN QUOTATIONS BETWEEN R2000,01 TO R30 000,00 FOR 31 JULY 2022 (Annexuer B)			
Order Numbers	Company Name	DESCRIPTION OF SERVICE RENDERED	AMOUNT
7980	Nomjobo Trading PTY LTD	Procurement of building material to build a walking pavement (Ramp) for Miss P Mtolo in ward 12 the lady is disabled ramp from OSS house to Pit toilet 5 cubic meters of crusher mix 30 bags of cement and labour	R19,505.00
8151	Zungawothi Trading & Projects	Groceries to support Ms P Mtolo residing in ward 12 this programme is for public service week and Mandela day	R2,220.00
8153	Juta & Company PTY LTD	purchase of 5 legislation library pack for corporate support services	R9,566.98
7982	Shilo Supplies	Procurement of 50 A3-frames for Municipal Leadership and 30 stickers engraved- Mayor PS Msomi, Speaker SS Phoswa and Deputy Mayor KA Radebe	R11,760.00
7981	Siqondile Trading Enterprise	Catering for 200 people for Golden Games to be held on the 27th July 2022 at Bhambatha Sportfield in ward 09	R19,000.00
7983	Nashua	Procurement of form for licensing unit. 05 Box DL1- Application Forms, 05 Box PD1- Application forms and 05 LL1-Application forms	R20,613.75
8162	Zungawothi Trading & Projects	Service provide to cut trees at Creighton low cost (1x-6,4 by 50) (2x- 2m by 11m)	R29,800.00
TOTAL ORDERS			R112,465.73

**QUOTATION BETWEEN
R 30 000,01 - R 200 000,00**

000009

[illegible]

0000030

ORDERS FOR CONTRACTED SERVICES

VERBAL OR WRITTEN QUOTATIONS FOR CONTRACTED SERVICES BETWEEN FOR 31 JULY 2022			
Order Numbers	COMPANY NAME	DESCRIPTION OF SERVICES RENDERED	AMOUNT
7979	Turnimart Travel	Accommodation for the speaker Mr SS Phoswa and Bodyguard Mr M Mazeka and Mr S Dlamini attending SALGA working group and Local Government Indaba by Cogta in Durban	R4,275.91
7978	Turnimart Travel	Accommodation for the Mayor Ms P.S Msomi and her bodyguards (Mr Q Makhathini and Mr S Mbatha) attending Local Governmnet Indaba	R4,275.91
8201	Turnimart Travel	Lunch for 5 pax Mr SA Hadebe, Mr J. Sondezi and 3 members attending arbitration meeting in Durban	R546.01
7441	Turnimart Travel	Accommodation for Ms. C Rowe Mr. S Nzimande and Ms J Radebe attending EPWP training in Pietermaritzburg	R16,982.74
8115	Turnimart Travel	Accommodation for Deputy Mayor Cllr Kholeka Hadebe and two bodyguards Mr Bonginkosi Makhathini and Mr Mthokozisi	R4,275.91
8213	Turnimart Travel	Accommodation for officials attending the Dundee July Mduduzi Mbhele, Mbalenhle Mbatha and Slindile Nzimande	R12,895.77
8211	Turnimart Travel	Accommodation for driver Mr Shayimamba Zulu who will be transporting creative artists to Dundee July	R3,223.94
8210	Turnimart Travel	Accommodation for Samkelisiwe P Magoso Intern attending Dundee July	R4,835.91
8132	Turnimart Travel	Accommodation for Miss Mbalenhle Chiya and Thulani Phoswa (Driver) attending Dundee July	R6,447.88
8129	Turnimart Travel	Accommodation for Mr N Wela, Mr LB Hlengwa, Ms NF Ngcobo, Mr X Mkhize and Ms N Dlamini attending Municipal Finance Management Program	R44,174.28
8130	Turnimart Travel	Accommodation for Ms A Van zyl attending MFMP training in Durban	R8,834.86
8131	Turnimart Travel	Accommodation for none employees in fision Industry who will be attending the Dundee July	R16,853.65
8135	Turnimart Travel	Accommodation for PWBS Officials attending Labour Intensive training in Durban Ms J Radebe, Mr SV Chule, Mr S Ntshiza, Mr PL Blose, Mr P Dlamini Mr M Zondi and Mr M Mkhize	R54,015.19
8136	Mathutha Trading Enterprise	Procurement of 15 (25L) car washing wax for fire fighting	R7,750.00
8133	Mathutha Trading Enterprise	Procurement of toilet paper for all PWBS centres	R42,500.00
8137	Vanmark Resources PTY LTD	Procurement of Office stationery for the Municipality	R50,145.75
8218	Mathutha Trading Enterprise	Procurement of cleaning material for car wash. 10 Yellow Gloves, 10 (25L Car wash wax), 10 (25L Dish washing liquid)	R11,500.00
8080	Turnimart Travel	Accommodation for Speaker Cllr SS. Phoswa attending Council of Speakers held by SALGA in Welkom	R4,835.91
7442	Turnimart Travel	Flight for Speaker Cllr SS Phoswa attending Council of Speakers conducted by SALGA in Welkom	R6,103.57
			R304,473.19

PANEL- CONTRACTED

0000093

FORMAL WRITTEN QUOTATIONS FOR PANELS (CONTRACTS) FOR THE MONTH OF 31 JULY 2022			
Order Numbers	Company Name	DESCRIPTION OF SERVICE RENDERED	AMOUNT
8216	Ikhenana Lethu PTY LTD	3 Loads honey sucking services for Himville animal pound's septic tank	R7,500.00
8215	Ikhenana Lethu PTY LTD	4 Loads honey sucking services for Himeville main Office's septic tank	R10,000.00
8104	TPA Consulting CC	Service provide to Design and Manage the Construction of Mafohla Community Hall	R280,000.00
8106	FMA Engineers PTY LTD	Service provide to Design and Manage the Construction of Langelihle Creches	R264,000.00
8217	Ikhenani Lethu (pty) Ltd	6 Loads honey sucking services for Underberg Taxi Ranks septic tank	R15,000.00
8143	Shemuntu and Sons	6 Loads honey sucking services for Crieghton Libraryseptic tank	R13,800.00
		TOTAL	R590,300.00

AWARDS ABOVE R 200 000,00

0000095

9.1 BID ABOVE 200 000,00 AWARDED IN THE PERIOD OF 31 JULY 2022

COMPANY NAME	SERVICES RENDERED	AMOUNT	PROCUREMENT PLAN
TOTAL		R 0.00	

FUNERAL SUPPORT

BURIAL ASSISTANCE ORDERS THE PERIOD OF 31 JULY 2022

Order Numbers	Family	Ward 1	Ward 2	Ward 3	Ward 4	Ward 5	Ward 6	Ward 7	Ward 8	Ward 9	Ward 10	Ward 11	Ward 12	Ward 13	Ward 14	Ward 15	Total
8204	Dlamini	R -	R -	R -	R -	R -	R -	R -	R -	R -	R -	R -	R -	R -	R 1500	R -	R 1,500.00
8203	Mbatha	R -	R -	R -	R -	R -	R 1500	R -	R -	R -	R -	R -	R -	R -	R -	R -	R 1,500.00
8112	Mnisi	R -	R -	R -	R -	R -	R -	R -	R -	R -	R -	R -	R -	R -	R -	R -	R 1,500.00
8121	Dlamini	R -	R -	R -	R -	R -	R -	R -	R 1,500.00	R -	R -	R -	R -	R -	R -	R -	R 1,500.00
8138	Ntombela	R -	R -	R -	R -	R -	R -	R -	R -	R -	R -	R -	R 1,500.00	R -	R -	R -	R 1,500.00
8111	Mbaniwa	R -	R -	R -	R -	R -	R -	R -	R -	R -	R -	R -	R -	R -	R 1,500.00	R -	R 1,500.00
8110	Hlela	R -	R -	R -	R -	R -	R -	R -	R -	R -	R -	R 1,500.00	R -	R -	R -	R -	R 1,500.00
8109	Hlela	R -	R -	R -	R -	R -	R -	R -	R -	R -	R -	R 1,500.00	R -	R -	R -	R -	R 1,500.00
		R -	R -	R -	R -	R -	R 1,500.00		R 3,000.00	R -	R -	R 3,000.00	R 1,500.00		R 3,000.00	R -	R 12,000.00

0000097

FUEL ORDERS

PETROL ORDERS FOR PERIOD OF 31 JULY 2022

ORDER NUMBERS	COMPANY NAME	DESCRIPTION OF SERVICES RENDERED	AMOUNT
7947	Lusted and Johnson CO	Procurement of 81L of diesel for back-up generator for Bulwer CSC	R2,000.00
7950	Lusted and Johnson CO	Procurement of 81L of diesel for back-up generator for Creighton Main Office	R2,000.00
7949	Lusted and Johnson CO	Procurement of 81L of diesel for back up generator for Bulwer Library	R2,000.00
7948	Lusted and Johnson CO	Procurement of 81L of diesel for a back-up generator for Underberg licensing office	R2,000.00
8107	Lusted and Johnson CO	Procurement of 81L of diesel for back-up generator for Bulwer Library	R2,000.00
8108	Lusted and Johnson CO	Procurement of 81L of diesel for back-up generator at Creighton main office	R2,000.00
8205	Lusted and Johnson CO	Procurement of 81L of diesel for back-up generator for Bulwer CSC	R2,000.00
8206	Lusted and Johnson CO	Procurement of 81L diesel for back-up generator for Underberg licensing office	R2,000.00
8207	Lusted and Johnson CO	Procurement of 80L of diesel for back-up generator for Creighton main office	R2,000.00
8208	Lusted and Johnson CO	Procurement of 80L of diesel for back-up generator for Bulwer Library	R2,000.00
8209	Lusted and Johnson CO	Procurement of 81L diesel for back-up generator at Creighton Licensing	R2,000.00
8126	Lusted and Johnson CO	Procurement of 81L diesel for back-up generator for Creighton licensing office	R2,000.00
8125	Lusted and Johnson CO	Procurement of 74L for back-up generator for Bulwer CSC	R2,000.00
8122	Lusted and Johnson CO	Procurement of 74L diesel for back-up generator for Creighton main office	R2,000.00
8124	Lusted and Johnson CO	Procurement of 74L diesel for back-up generator for Bulwer library	R2,000.00
8123	Lusted and Johnson CO	Procurement of 74L diesel for back-p generator for licensing office	R2,000.00
8214	Lusted and Johnson CO	Procurement of 75L of petrol for firefighting pumps and drip torch	R1,987.50
TOTAL ORDERS			R33,987.50

TRANSVERSAL CONTRACT

0000100

TRANSVERSAL ORDERS FOR 31 JULY 2022 (Annexure A)			
ORDER NO.	COMPANY NAME	SERVICE	AMOUNT
TOTAL ORDERS			R0.00

0000101



Main Street
Creighton, 3263

P.O Box 62

Creighton 3263

Phone: +27 39 833 1038

Fax: +27 39 833 1179

Email: mailbox@ndz.gov.za

DR NKOSAZANA DLAMINI ZUMA MUNICIPALITY

www.ndz.gov.za

PROCUREMENT PLAN PROGRESS REPORT FOR JULY 2022

A Better Place for All

**PROGRESS ON
PROCUREMENT
PLAN FOR
2022/2023
FINANCIAL
YEAR**

SDBIP Ref No	Description of goods / services / Infrastructure project	Envisaged date of award	Closing date	STATUS
OMM 05	Panel of Internal Audit Services	Oct 22		
OMM 16	Disaster recovery and Business Continuity Plan	Sep 22		BID SPECIFICATION COMMITTEE
OMM 06	Anti-fraud and Corruption Grant	Sep 22		NO REQUEST SUBMITTED
		18 Sep 22		NO REQUEST SUBMITTED
	Langelihle Creche	20 Jul 22		NO REQUEST SUBMITTED
		18 Apr 22		NO REQUEST SUBMITTED
	Creighton Sport Center	20 Jul 22		NO REQUEST SUBMITTED
		18 Apr 22		NO REQUEST SUBMITTED
	Mafobla Community Hall	20 Jul 22		NO REQUEST SUBMITTED
		31 Mar 23		NO REQUEST SUBMITTED
	Bulwer Asphalt Road Phase 7	22 Jul 22		NO REQUEST SUBMITTED
		31 Mar 23		NO REQUEST SUBMITTED
	Underberg Asphalt Road Phase 4	22 Jul 22		NO REQUEST SUBMITTED
		31 Mar 23		NO REQUEST SUBMITTED
	Himeville Asphalts Phase 3	22 Jul 22		NO REQUEST SUBMITTED
	High Mast Lights	05 Aug 22		NO REQUEST SUBMITTED
	Procurement of Furniture and Equipment	06 Jul 22		NO REQUEST SUBMITTED
	Municipal Offices (Electrical Works)	06 Aug 22		AWARDED
	Procurement of Computer Equipment	015-07-2022		NO REQUEST SUBMITTED
	Bus Shelters	30 Jul 22		NO REQUEST SUBMITTED
	Backup Generator	17 Aug 22		BID SPECIFICATION COMMITTEE
	Procurement of Computer Software	22 Jul 22		NO REQUEST SUBMITTED
	Paving and Parking	10 Jun 22		NO REQUEST SUBMITTED
	Guard House	10 Jun 22		NO REQUEST SUBMITTED
	Underberg CBD infrastructure Upgrade	31 Mar 23 22 Jul 22		NO REQUEST SUBMITTED NO REQUEST SUBMITTED
	Creighton CBD Infrastructure Upgrade	31 Mar 23 22 Jul 22		NO REQUEST SUBMITTED NO REQUEST SUBMITTED
	Bulwer CBD Infrastructure Upgrade	31 Mar 23 22 Jul 22		NO REQUEST SUBMITTED NO REQUEST SUBMITTED
	Construction of Storm Water	17 Jun 22		NO REQUEST SUBMITTED
		31 Mar 23 22 Jul 22		NO REQUEST SUBMITTED NO REQUEST SUBMITTED
	Makawusane Sport Field Phase 2	31 Mar 23 22 Jul 22		NO REQUEST SUBMITTED NO REQUEST SUBMITTED
		31 Mar 23 22 Jul 22		NO REQUEST SUBMITTED NO REQUEST SUBMITTED
	Hlabeni Community Hall	31 Mar 23 22 Jul 22		NO REQUEST SUBMITTED NO REQUEST SUBMITTED

Procurement of Plant and Equipment	10 Jun 22		NO REQUEST SUBMITTED
Transport Assets	24 Jun 22		
Upgrade of gravel roads to concrete paving (Steep hill sections)	24 Jun 22		NO REQUEST SUBMITTED
Installation of Creighton Dump Site Liner (HDPE)	24 Jun 22		NO REQUEST SUBMITTED
Ward 1	27 May 22		NO REQUEST SUBMITTED
Ward 2	27 May 22		NO REQUEST SUBMITTED
Ward 3	27 May 22		NO REQUEST SUBMITTED
Ward 4	27 May 22		NO REQUEST SUBMITTED
Ward 5	27 May 22		NO REQUEST SUBMITTED
Ward 6	27 May 22		NO REQUEST SUBMITTED
Ward 7	27 May 22		NO REQUEST SUBMITTED
Ward 8	27 May 22		NO REQUEST SUBMITTED
Ward 9	27 May 22		NO REQUEST SUBMITTED
Ward 10	27 May 22		NO REQUEST SUBMITTED
Ward 11	27 May 22		NO REQUEST SUBMITTED
Ward 12	27 May 22		NO REQUEST SUBMITTED
Ward 13	27 May 22		NO REQUEST SUBMITTED
Ward 14	27 May 22		NO REQUEST SUBMITTED
Ward 15	27 May 22		NO REQUEST SUBMITTED
Greater Ward 1 Infills (Mkhomazane, Ntwasahlobo, Ridge KwaThunzi, Stepmore and Solokohlo)	27 May 22		AWARDED
Greater Ward 2 Infills (Goxhill, Nhlahlani, Mahwaqa, Gxalingenwa and KwaPitela)	27 May 22		AWARDED
Greater Ward 3 Infills (Khubeni and St Francis)	27 May 22		AWARDED
Greater Ward 4 Infills (Zidweni, Sdangeni, Madwaleni, Phayindani and Cabazi)	27 May 22		AWARDED
Greater Ward 5 Infills (Dazini, Zidweni, Khukhulela, mpumulwane and Ndodeni)	27 May 22		AWARDED
Greater Ward 6 Infills (Ngcsheni, Scedeni, Hlabeni, Makholweni And Sbovini)	27 May 22		AWARDED
Greater ward 7 Infills (Gqumeni, Mqundekweni, Mahlahla, and TarsValley)	27 May 22		AWARDED
Greater Ward 8 Infills (Ngwagwane Phase 4)	27 May 22		AWARDED
Greater Ward 9 Infills (Nkwezela Phase 4)	27 May 22		AWARDED
Greater Ward 10 Infills (Bulwer Phase 4)	27 May 22		AWARDED
Greater Ward 11 Infills (Nkumba/Ngwagwane Phase 4)	27 May 22		AWARDED
Greater Ward 12 Infills (Bhidla/Sizanenjana Phase 4)	27 May 22		AWARDED
Greater Ward 13 Infills (Donnybook Phase 4)	27 May 22		AWARDED
Greater Ward 14 Infills (Mjila/Creighton Phase 4)	27 May 22		AWARDED
Greater Ward 15 Infills (Masamini/Sandanezwe Phase4)	27 May 22		AWARDED
Ward 12 - Bethlehem Community Hall	17 Jun 2022	20 July 2022	BID EVALUATION COMMITTEE
Ward 1 - Ntwasahlobo Community Hall	17 Jun 2022	19 July 2022	BID EVALUATION COMMITTEE
Ward 2 - Nhlahlani Community Hall	17 Jun 2022	19 July 2022	BID EVALUATION COMMITTEE
Ward 10 - Xosheyakhe Community Hall	17 Jun 2022	20 July 2022	BID EVALUATION COMMITTEE
Ward 9 - Tafuleni Community Hall	17 Jun 2022	20 July 2022	BID EVALUATION COMMITTEE
Ward 1 - Ridge Community Hall	17 Jun 2022	19 July 2022	BID EVALUATION COMMITTEE

	Aircons	20 May 22		NO REQUEST SUBMITTED
	Electrical works	17 Jun 22		NO REQUEST SUBMITTED
	Street lights	17 Jun 22		NO REQUEST SUBMITTED
	Lot 68	13 May 22		NO REQUEST SUBMITTED
	Lot 87	13 May 22		NO REQUEST SUBMITTED
	Lot 3	13 May 22		NO REQUEST SUBMITTED
	Lot 95	13 May 22		NO REQUEST SUBMITTED
	Repairs and Maintenance - Plant and Equipment	13 May 22		NO REQUEST SUBMITTED
	Ward 1	27 May 22		NO REQUEST SUBMITTED
	Ward 2	27 May 22		NO REQUEST SUBMITTED
	Ward 3	27 May 22		NO REQUEST SUBMITTED
	Ward 4	27 May 22		NO REQUEST SUBMITTED
	Ward 5	27 May 22		NO REQUEST SUBMITTED
	Ward 6	27 May 22		NO REQUEST SUBMITTED
	Ward 7	27 May 22		NO REQUEST SUBMITTED
	Ward 8	27 May 22		NO REQUEST SUBMITTED
	Ward 9	27 May 22		NO REQUEST SUBMITTED
	Ward 10	27 May 22		NO REQUEST SUBMITTED
	Ward 11	27 May 22		NO REQUEST SUBMITTED
	Ward 12	27 May 22		NO REQUEST SUBMITTED
	Ward 13	27 May 22		NO REQUEST SUBMITTED
	Ward 14	27 May 22		NO REQUEST SUBMITTED
	Ward 15	27 May 22		NO REQUEST SUBMITTED
	Environmental Education and Awareness	27 May 22		NO REQUEST SUBMITTED
	Environmental Compliance	06 May 22		NO REQUEST SUBMITTED
	Eradication of Alien Plant	06 May 22		NO REQUEST SUBMITTED
	General Expenses (Materials and Supplies- Plastic Bags)	10 Jun 22		NO REQUEST SUBMITTED
	Designs of Bulwer Landfill	10 Jun 22		NO REQUEST SUBMITTED
	Bulwer Landfill Closure and Rehabilitation	10 Jun 22		NO REQUEST SUBMITTED
	Ecological Assessment Plan	10 Jun 22		NO REQUEST SUBMITTED
	General Expenses (Advertising, Publicity and Marketing)	13 May 22		NO REQUEST SUBMITTED
	Housing Sector Plan	03 Jun 22		NO REQUEST SUBMITTED
	General Expenses (Legal Advice and Litigation)	03 Jun 22		NO REQUEST SUBMITTED
	Outsourced Services:Cleaning Services	06 May 22		NO REQUEST SUBMITTED
	Outsourced Services:Clearing and Grass Cutting Ser	06 May 22		NO REQUEST SUBMITTED
	Outsourced Services:Sewerage Services	on going		NO REQUEST SUBMITTED
	Infrastructure and Planning:Geoinformatic Services	06 May 22		NO REQUEST SUBMITTED
	Contractors:Gardening Services	10 Jun 22		NO REQUEST SUBMITTED
	Inventory Consumed:Materials and Supplies	on going		NO REQUEST SUBMITTED
	Advertising, Publicity and Marketing:Tenders	on going		NO REQUEST SUBMITTED
	External Computer Service:Information Services	on going		NO REQUEST SUBMITTED
	Operational Cost:Signage	06 May 22		NO REQUEST SUBMITTED
	Domestic:Accommodation	on going		NO REQUEST SUBMITTED
	Transport without Operator:Car Rental	on going		NO REQUEST SUBMITTED
	Public Transport:Air Transport	on going		NO REQUEST SUBMITTED
	Operational Cost:Uniform and Protective Clothing	08 Jul 22		NO REQUEST SUBMITTED
	Operational Cost:Hire Charges	on going		NO REQUEST SUBMITTED
	Architectural (Designs of municipal offices)	17 Jun 22		NO REQUEST SUBMITTED
Total budget incl LIC R3m	Construction of Concrete Sections on Steep Hills	22 Jul 22		NO REQUEST SUBMITTED
DTPS06	Creighton Subdivision Layout Plan Phase 1	Dec 22		NO REQUEST SUBMITTED
DTPS07	Formalisation of Khenana Area in Bulwer	Sep 22		NO REQUEST SUBMITTED
DTPS01	SDF	Sep 22		NO REQUEST SUBMITTED

CSS 16	Construction Contract Management	29/07/2022		ADVERTISED
	Beauty Technology	29/07/2022		ADVERTISED
	Clothing & Textile Design	29/07/2022		ADVERTISED
	Massage Therapy	29/07/2022		ADVERTISED
CSS 17	Evaluation Assessment of SMME proposals-Catering	29/07/2022		TO BE ADVERTISED
CSS 18	LED & Tourism Forums Catering	N/A		NO REQUEST SUBMITTED
CSS 21	Destination Marketing & Tourism Awards	29/07/2022		NO REQUEST SUBMITTED
CSS 22	Cape Town Gateway Show	09 09 2022		NO REQUEST SUBMITTED
	International Trade Fair (Cape Town)	09 09 2022		NO REQUEST SUBMITTED
	Aloe Festival	09 09 2022		NO REQUEST SUBMITTED
CSS 16	Plant Production	09 09 2022		NO REQUEST SUBMITTED
	Basic Bookkeeping & Saving in the Informal Economy	09 09 2022		NO REQUEST SUBMITTED
	Health, Hygiene and Safety in the Informal Economy	09 09 2022		NO REQUEST SUBMITTED
	Hospitality	09 09 2022		NO REQUEST SUBMITTED
CSS 17	Procurement of SMMEs Material Support 20x Projects	09 09 2022		NO REQUEST SUBMITTED
CSS 18	LED & Tourism Forums Catering	09 09 2022		NO REQUEST SUBMITTED
CSS19	1 X Farmers Day/ Fashion Show & Creative Exhibition Show	09 09 2022		NO REQUEST SUBMITTED
CSS21	Tourism Awareness Workshop	10 03 2022		NO REQUEST SUBMITTED
CSS16	Community House Building Training	10 03 2022		NO REQUEST SUBMITTED
	Body Spray/Cologne Production Training	10 03 2022		NO REQUEST SUBMITTED
	Business Planning & Finance Training	10 03 2022		NO REQUEST SUBMITTED
	Submission of 10 SMME material support	26/10/2022		NO REQUEST SUBMITTED
CSS21	1x Tourism Awareness Workshop	10 03 2022		NO REQUEST SUBMITTED
CSS16	Hair Dressing Training	10 03 2022		NO REQUEST SUBMITTED
	Plumbing Training	10 03 2022		NO REQUEST SUBMITTED
	Creighton Business/ Light Industrial Hub	29/07/2022		NO REQUEST SUBMITTED
	Fresh Produce Market	29/07/2022		NO REQUEST SUBMITTED
	Poultry Processing, Packaging and Distribution Hub	29/07/2022		NO REQUEST SUBMITTED
	Informal Trading Infrastructure Development Bulwer, Creighton, Donnybrook and Underberg	08 09 2022		NO REQUEST SUBMITTED
	Wool Shedding Sheds	29/07/2022		NO REQUEST SUBMITTED
CSS 2	Disaster Mngement Advisory and Community Safety Forum (catering)	Aug 22		NO REQUEST SUBMITTED
CSS 4	Disaster Relief Kit Procurement (Blankets, Sponges, Plastic Sheeting and Food Parcels)	Jul 22		PANEL IN PLACE
CSS 6	Procurement and Installation of Lightning Conductors	Jul 22	01 August 2022	BID EVALUATION COMMITTEE
CSS 8	Sanitization of Public buildings and Public Transport	Jul 22		NO REQUEST SUBMITTED
CSS 9	Library Outreach Programs (Procurement of Promotional Material)	Jul 22		NO REQUEST SUBMITTED
CSS 7	Procurement and Installation of Silos	Sep 22		BID SPECIFICATION COMMITTEE
CSS 3	Procurement, delivery and Installation of Parkhomes	Aug 22	14 July 2022	BID EVALUATION COMMITTEE
N/A	Procurement of staff uniform	Sep 22		BID SPECIFICATION COMMITTEE
N/A	Procurement of Disaster Management Centre Furniture	Mar 23		NO REQUEST SUBMITTED
N/A	Procurement of fire equipment	Jul 22	18 July 2022	BID EVALUATION COMMITTEE

N/A	Procurement of Traffic Software License	May 22		INTENTION TO AWARD
N/A	Procurement of Mobile Library (Combi)	Aug 22		BID SPECIFICATION COMMITTEE
N/A	Procurement of Plant and Equipment	Jun 22		NO REQUEST SUBMITTED
css 15	Disability skills development program: Training of disable people in driving skills, capacity building (Appointment of a service provider)	30/09/2022		RFQ ISSUED
css 15	Training of youth in driving skills Facilitator or Service provider with a driving school	30/09/2022		BID SPECIFICATION COMMITTEE
css 16	Youth games Project: 15 soccer kits, 15 netball kits, paying referees for these 2 codes in all 15 wards catering fruits and water for all wards	30/09/2022		BID SPECIFICATION COMMITTEE
css16	Mayoruni cup Project Transport of teams, catering, Trophies, medals, soccer and netball kits, training bibs, disc	14/02/2023		NO REQUEST SUBMITTED
css 18	Nelson Mandela Day Project building of 1 Oss Houses, food parcel for these 2 families	31/05/2022		NO REQUEST SUBMITTED
css 18	OSS workshop Project oss war room structure and champions catering and transport	30/06/2022		NO REQUEST SUBMITTED
CSS 18	OSS war room awards project Trophies, Certificates frame, catering,	14/02/2023		NO REQUEST SUBMITTED
CSS 18	Boys Youth Camp: Catering, transport, conference venue, sound system	30/06/2022		NO REQUEST SUBMITTED
CSS 18	Matric Award Ceremony Project : Catering, Transport, Frame for certificates, Trophies, Suitcases, Motivational Speaker, sound system and backup generator	15/10/2022		NO REQUEST SUBMITTED
CSS 18	Back to school campaign : Catering, School Uniform Vouchers, Dictionaries for maths and science	15/10/2022		NO REQUEST SUBMITTED
CSS 18	Science kit for 3 prioritised schools	3/11/2022	28 July 2022	QUOTE EVALUATION COMMITTEE
CSS 18	Career Exhibition project: Catering, transport and sound system	31/03/2023		NO REQUEST SUBMITTED
CSS 18	Comemoration of Senior citizens day project : catering and transport and promotional material	29 07 2022		NO REQUEST SUBMITTED
CSS 18	Disability day project : transport, catering, promotional material	29/07/2022		NO REQUEST SUBMITTED
CSS 18	TB day Project : Catering	31/01/2023		NO REQUEST SUBMITTED
CSS 21	Outsourced Services: Clearing and Grass Cutting Ser	06 May 22		NO REQUEST SUBMITTED
CSS 20	Gardening Services	10 Jun 22		NO REQUEST SUBMITTED
	Verification of Qualification	31 Oct 22		NO REQUEST SUBMITTED
	Advertising (Staff Recruitment)	31 Oct 22		NO REQUEST SUBMITTED
	Samras Training	31 Oct 22		NO REQUEST SUBMITTED
	Excel Training	30 Nov 22		NO REQUEST SUBMITTED
	Speed Camera Training	31 Oct 22		NO REQUEST SUBMITTED
	Brush Cutter Training	30 Nov 22		NO REQUEST SUBMITTED
	Contract Management Training	32 october 2022		NO REQUEST SUBMITTED
	OHS	30 Nov 22		NO REQUEST SUBMITTED
	Medicals	31 Oct 22		NO REQUEST SUBMITTED
	Fire and safety equipment	30 Nov 22		NO REQUEST SUBMITTED
	Shelves and cabinet	31 Oct 22		NO REQUEST SUBMITTED

	Storage facility	31 Jan 23		NO REQUEST SUBMITTED
	Vehicle 4x4 double cab	31 Oct 22		BID SPECIFICATION COMMITTEE
	Cleaning material	31 Oct 22		NO REQUEST SUBMITTED
	Protective Clothing	30 Nov 22		NO REQUEST SUBMITTED
	Printing and Stationery	30 Nov 22		NO REQUEST SUBMITTED
	Installation of Security Cameras	31 Oct 22		NO REQUEST SUBMITTED
	Security	30 Nov 22	23 May 2022	BID ADJUDICATION COMMITTEE
	Drones	31 Oct 22		NO REQUEST SUBMITTED
	Computer software	30 Nov 22		NO REQUEST SUBMITTED
	Computer Equipment	Ongoing		NO REQUEST SUBMITTED
	Upgrading of Server	30 Nov 22		NO REQUEST SUBMITTED
	Fiber Connection	30 Nov 22		NO REQUEST SUBMITTED
	Anti- Virus	31 Oct 22		NO REQUEST SUBMITTED
	Microsoft office Bulk licence	31 Oct 22		NO REQUEST SUBMITTED
	ICT Strategy	28 Feb		NO REQUEST SUBMITTED
	Vehicles	15-Jul-22		BID SPECIFICATION COMMITTEE
	Carwash Equipment	29/07/2022		NO REQUEST SUBMITTED
	Branding of Vehicles	06/09/2022		BID SPECIFICATION COMMITTEE
	Furniture	29/07/2022		NO REQUEST SUBMITTED
	Computer Equipment	29/07/2022		NO REQUEST SUBMITTED
	Computer Software	29/07/2022		NO REQUEST SUBMITTED

MONTHLY REPORT ON CONTRACT MANAGEMNT AS AT 31 JULY 2022

BUDGET AND TREASURY OFFICE

(File Ref): Finance Department

1st Level: MANCO

2rd Level: Finance Committee

3rd Level: EXCO

4th Level: Council

PURPOSE

The purpose of this report is to comply with section 116 of the Municipal Finance Management Act No. 56 of 2003 (MFMA) and the requirements as promulgated in the Contract Management Framework. .

STRATEGIC OBJECTIVE

To ensure good governance, financial viability and optimal institutional transformation with capacity to execute its mandate."

LEGISLATIVE FRAMEWORK

In terms of section 116 of the MFMA:

(1) A contract or agreement procured through the supply chain management system of a municipality or municipal entity must-

(a) be in writing;

(b) stipulate the terms and conditions of the contract or agreement, which must include provisions providing for-

(i) the termination of the contract or agreement in the case of non- or under-performance

(ii) dispute resolution mechanisms to settle disputes between the parties;

(iii) a periodic review of the contract or agreement once every three years in the case of a contract or agreement for longer than three years; and

(iv) any other matters that may be prescribed. performance;

(2) The accounting officer of a municipality or municipal entity must-

(a) take all reasonable steps to ensure that a contract or agreement procured through the supply chain management policy of the municipality or municipal entity is properly enforced;

(b) monitor on a monthly basis the performance of the contractor under the contract or agreement;

RECOMMENDATIONS

- (1) That, in compliance with, Section 116 of the MFMA and Contract Management Framework, the report be noted by Council Committees.

SOFT PROJECTS CONTRACT MANAGEMENT REPORT AS AT 31 JULY 2022

NAME OF BIDDER	PROJECT/SERVICE	DEPARTMENT	CONTRACT VALUE	PAYMENTS	START DATE	INITIAL END DATE	NEW END DATE	SERVICE PROVIDER PERFORMANCE	COMMENTS
KONICA MINOLTA AFRICA	SUPPLY AND DELIVERY OF PRINTERS AND PHOTOCOPYING MACHINES (RENTAL)	CORPORATE SERVICES	R 1 722 677,06	R 1 646 113,64	2018/11/06	10/06/2021	31/08/2022	GOOD	The contract value covers the rental service only, as for the usage it is charged as per approved rate as indicated in tender document. The contract was advertised but the municipality did not find the suitable service provider, then the municipality has to re-advertise again, therefore the contract has been extended for 6 months to finish up SCM processes. Advert for appointing a new service provider for this service was closed on the 27 May 2022 and now it will be attended by Evaluation Committee. Contract has been extended further for a period of three months while waiting for the new contract to commence in September 2022.
ENVIROSERVE	REFUSE REMOVAL	PUBLIC WORKS AND BASIC SERVICES	BASED ON APPROVED RATE of R26 645,90	R 3 285 979,09	01/06/2020	31/05/2023		GOOD	
NASHUA	TELEPHONE	CORPORATE SERVICES	R 1 156 446,60	R 1 225 976,40	03/08/2018	03/05/2021	31/08/2022	GOOD	> VARIATION ORDER OF R123953 FOR THE PHONES AT BULLWER CSC. R278 083,20 for the extension of time. The contract has been extended further for a period of 6 Months due to delays in appointing of new service provider.
GREENDOOR LANDSCOPE	PROVISION OF HORTICULTURAL SERVICES	PUBLIC WORKS AND BASIC SERVICES	R 1 005 243,75	R 915 885,05	05/12/2019	08/12/2022		GOOD	ADDITIONAL AMOUNT IS FOR VAT AS THE SUPPLY HAS REGISTERED AS A VAT VENDOR
MATHUTHA TRADING	SUPPLY AND DELIVERY OF CLEANING MATERIAL	CORPORATE SERVICES	Based on the approved rate of R18 630 inclusive all cleaning material for a quantity of one each.	R 924 920,00	16/03/2020	15/03/2023		GOOD	
WELCONY INVESTMENTS	SUPPLY AND DELIVERY OF REFUSE BAGS	PUBLIC WORKS AND BASIC SERVICES	Based on the approved rate of R13,62 for different colors and sizes of bags	R 1 001 702,40	17/03/2020	18/03/2023		GOOD	Service provider requested a price escalation for the supply of refuse bags due to increase in prices during the year, hence the request was approved at 4,8% which is based on Consumer Price Index for 2022 and it is within the regulated percentage of 15% for Variations.
MC NT'SHALINTSHALI	PANEL OF ATTORNEYS	BUDGET AND TREASURY OFFICE	It based on the approved rate of R1 200,00 per hour	R 1 259 171,16	01/10/2019	30/09/2022		GOOD	
MATHEW FRANCIS	PANEL OF ATTORNEYS	BUDGET AND TREASURY OFFICE	It based on the approved rate of R1 200,00 per hour	R 1 048 120,65	01/10/2019	30/09/2022		GOOD	
TURNIMART	TRAVEL AGENT	CORPORATE SERVICES	It is based on the approved rate as follows: Year one R1 233,32, Year two R1 318,94 and year three R1 411,97 and that's includes accommodation, car hire, air travel and conference facilities.	R 7 055 264,27	1/02/2020	31/01/2023		POOR	The municipality had a meeting with the service provider on the 07 July 2022 to discuss the issue of poor performance and the warning letter was sent to her.
FAST MOVING TRADING & FMIT DATA	VERIFICATION OF INDIGENT LISTING	BTO	R 422 866,50	R 256 965,78	18/09/2020	17/09/2023		GOOD	
BPG MASS APPRAISALS	GENERAL VALUATION AND PREPARATION OF VALUATION ROLL FOR IMPLEMENTATION 1 JULY 2022	BUDGET & TREASURY OFFICE	R 1 802 695,00	R 1 126 025,67	26/05/2021	30/06/2027		GOOD	

NAME OF BIDDER	PROJECT/SERVICE	DEPARTMENT	CONTRACT VALUE	PAYMENTS	START DATE	INITIAL END DATE	NEW END DATE	SERVICE PROVIDER PERFORMANCE	COMMENTS
ZAQEN ACTUARIES (PTY) LTD	PROVISION OF ACTUARIAL VALUATION OF LONG SERVICE AWARDS LIABILITY, POST EMPLOYMENT MEDICAL AID BENEFITS LIABILITY, BULWER AND CREIGHTON LANDFILL SITES REHABILITATION AND CLOSURE	BUDGET & TREASURY OFFICE	R 269 100,00	R 86 250,00	01/06/2021	31/05/2024		GOOD	
MHLONGO TRANSCOIN SECURITY	PROVISION OF SECURITY SERVICES	CORPORATE SERVICES	R 14 792 864,30	R 14 753 816,25	01/08/2021	30/10/2021	30/09/2022	GOOD	The contract was advertised and it went up to the final stage, but due to financial constraints it was resolved by the MM that the municipality must do a re-advert with a new specification. Hence it has been extended further for a period of three months to acquire a new service provider. Report for another extension of time for a period of two months was presented to EXCO for approval and it will be escalated to Council for approval as well. The process of appointing a new service provider is in the BAC.
AYANDA MBANGA COMMUNICATIONS	PROVISION OF ADVERTISING SERVICES	PWBS	466.09	R 701 484,29	01/07/2021	30/06/2024		GOOD	
RUSBRO ENGINEERING WORKS (PTY) LTD	COMMUNITY & SOCIAL SERVICES	CALIBRATION OF ALCOHOL BREATHALYZERS	R 51 387,75	R 31 050,00	01/09/2021	31/07/2024		GOOD	
IMAMADI AND COMPANY S (PTY) LTD	ENVIRONMENTAL CONSULTANTS TO RENDER PROFESSIONAL ENVIRONMENTAL MANAGEMENT SERVICES FOR DR NDZ MUNICIPALITY	PWBS		R 589 145,00	21/09/2021	20/09/2024		GOOD	
SINOHYDRO CONSULTANTS (PTY) LTD	ENVIRONMENTAL CONSULTANTS TO RENDER PROFESSIONAL ENVIRONMENTAL MANAGEMENT SERVICES FOR DR NDZ MUNICIPALITY	PWBS		R 1 156 710,61	21/09/2021	20/09/2024		GOOD	
KEMBAL TRADING (PTY) LTD	PANEL OF 5 SERVICE PROVIDERS FOR MAINTENANCE AND NEW INSTALLATION OF MUNICIPAL BUILDING ELECTRICAL WORKS	PWBS		R 589 182,09	27/10/2021	26/10/2024		GOOD	
DOUBLE OPTION INVESTMENTS (PTY) LTD	PANEL OF 5 SERVICE PROVIDERS FOR MAINTENANCE AND NEW INSTALLATION OF MUNICIPAL BUILDING ELECTRICAL WORKS	PWBS		R 197 708,03	27/10/2021	26/10/2024		GOOD	
TPA CONSULTING CC	PANEL OF 5 SERVICE PROVIDERS FOR THE PROJECT MANAGEMENT OF CAPITAL PROJECTS	PWBS		R -	12/10/2021	11/10/2024		N/A	
FMA ENGINEERS PTY LTD	PANEL OF 5 SERVICE PROVIDERS FOR THE PROJECT MANAGEMENT OF CAPITAL PROJECTS	PWBS		R 735 501,36	12/10/2021	11/10/2024		GOOD	
MASAKHEKULUNGE PROJECT MANAGERS AND CONSULTANTS	PANEL OF 5 SERVICE PROVIDERS FOR THE PROJECT MANAGEMENT OF CAPITAL PROJECTS	PWBS		R -	12/10/2021	11/10/2024		N/A	
SHARDESH SEWAL AND ASSOCIATES CC	PANEL OF 5 SERVICE PROVIDERS FOR THE PROJECT MANAGEMENT OF CAPITAL PROJECTS	PWBS		R 602 975,12	12/10/2021	11/10/2024		GOOD	
DELCO DISTRIBUTERS	PANEL OF 3 SERVICE PROVIDERS FOR THE SUPPLY AND DELIVERY OF DISASTER RELIEF MATERIAL EMERGENCY FOOD PARCEL	COMM		R -	10/11/2021	09/11/2024		N/A	

NAME OF BIDDER	PROJECT/SERVICE	DEPARTMENT	CONTRACT VALUE	PAYMENTS	START DATE	INITIAL END DATE	NEW END DATE	SERVICE PROVIDER PERFORMANCE	COMMENTS
KFC ENGINEERS & INDUSTRIAL SUPPLIES	PANEL OF 3 SERVICE PROVIDERS FOR THE SUPPLY AND DELIVERY OF DISASTER RELIEF MATERIAL EMERGENCY FOOD PARCEL	COMM	IT IS BASED ON THE APPROVED RATE OF R1 080,24	R -	10/11/2021	09/11/2024		N/A	
MASIBONISANENISONKE TRADING AND PROJECTS	PANEL OF 3 SERVICE PROVIDERS FOR THE SUPPLY AND DELIVERY OF DISASTER RELIEF MATERIAL	COMM	IT IS BASED ON THE APPROVED RATE OF R9 700,00	R -	10/11/2021	09/11/2024		N/A	
EYESIKULWANE TRADING (PTY) LTD	PANEL OF 5 SERVICE PROVIDERS TO SUPPLY AND DELIVERY OF PROTECTIVE CLOTHING	PWBS	IT IS BASED ON THE APPROVED RATE OF R45 300,00	R 1 205 890,00	04/11/2021	04/11/2024		GOOD	
VANMARK RESOURCES (PTY) LTD	SUPPLY AND DELIVERY OF STATIONERY	CORP	IT IS BASED ON THE APPROVED RATE OF R14 766,85 INCLUDING ALL ITEMS	R 146 740,00	29/11/2021	28/11/2024		GOOD	
NUD TOWING AND RECOVERY (PTY) LTD	PANEL OF FIVE SERVICE PROVIDERS TO PROVIDE TOWING SERVICES	COMM	IT IS BASED ON THE APPROVED RATE OF R2 557,50	R 1 735,00	19/05/2021	18/05/2024		GOOD	
ISIBUKO DEVELOPMENT PLANNERS	PANEL OF 6 TOWN PLANNING CONSULTANTS TO PROVIDE TOWN PLANNING SERVICES	PWBS	IT IS BASED ON THE RATE PER HOUR OF R 6957,50 FOR ALL DIFFERENT DISCUSSION	R 500 000,77	2021/01/07	30/06/2024		GOOD	
ZIPHELELE PLANNING AND ENVIRONMENTAL CONSULTANCY	PANEL OF 6 TOWN PLANNING CONSULTANTS TO PROVIDE TOWN PLANNING SERVICES	PWBS	IT IS BASED ON THE RATE PER HOUR OF R 5 922,50 FOR ALL DIFFERENT DISCUSSION	R 763 102,76	2021/01/07	30/06/2024		GOOD	
POWERVISION	ICT SERVICES	CORP	R 564 355,05	R 120 373,10	2022/01/04	31/03/2025		GOOD	
MOBILE TELEPHONE NETWORK	INTERNAL PROVISION	CORP	R 2 224 975,75	R 1 489 735,28	17/01/2020	16/01/2023		GOOD	
HTB CONSULTING	PANEL OF FIVE INTERNAL AUDIT (IAs) SERVICES PROVIDERS FOR PERIOD OF 3 YEARS (36 MONTHS)	MM	IT IS BASED ON THE APPROVED RATES	R 366 502,00	2022/03/05	30/04/2025		GOOD	

HARD AND CAPITAL PROJECT CONTRACT MANAGEMENT REPORT AS AT 31 JULY 2022

NAME OF BIDDER	PROJECT/SERVICE	DEPARTMENT	CONTRACT VALUE	PAYMENTS	START DATE	INITIAL END DATE	NEW END DATE	SERVICE PROVIDER PERFORMANCE	COMMENTS
KERUSH	CONSTRUCTION OF PLANT HIRE	PWBS	It is based on the approved rate of R32 470,25 for all types of plant.	R 9 792 145,23	28/01/2020	27/01/2023		GOOD	
CONAN	CONSTRUCTION OF PLANT HIRE	PWBS	It is based on the approved rate of R32 936 for different types of plant.	R 6 443 972,10	28/01/2020	27/01/2023		GOOD	
IKHENANI LETHU (PTY) LTD	SERVICE PROVIDER TO PROVIDE HONEY SUCKING SERVICES AND HIGH PRESSURE WATER JETTING SERVICES	PWBS	It is based on the approved rates as follows: Honey sucking service per load starts from R1 800 and high pressure jetting cleaning of lines, Sewer line rate per hour R490,00 and storm water drain rate per hour is R510,00	R 250 060,00	13/10/2020	13/10/2023		GOOD	
MKHOLWA IT SERVICES t/a MKHOLWA TRANSPORT AND PLANT HIRE	SERVICE PROVIDERS TO PROVIDE HONEY SUCKING SERVICES AND HIGH PRESSURE WATER JETTING	PWBS	It is based on the approved rates as follows: Honey sucking service per load starts from R1 800 and high pressure jetting cleaning of lines, Sewer line rate per hour R490,00 and storm water drain rate per hour is R510,00	R 158 125,00	13/10/2020	13/10/2023		GOOD	
SHEMUNTU AND SONS (PTY) LTD	SERVICE PROVIDERS TO PROVIDE HONEY SUCKING SERVICES AND HIGH PRESSURE WATER JETTING	PWBS	It is based on the approved rates as follows: Honey sucking service per load starts from R1 800 and high pressure jetting cleaning of lines, Sewer line rate per hour R490,00 and storm water drain rate per hour is R510,00	R 222 725,00	13/10/2020	13/10/2023		GOOD	
B&B TRANSPORT & PLANT HIRE	PANEL OF 5 SERVICE PROVIDERS FOR THE HIRE OF CONSTRUCTION PLANT FOR 36 MONTHS	PWBS	It is based on the approved rates of R39 186,25 for all the following plant and equipment: Grader, TLB, Excavator, Roller, Tipper truck and Water cart per day/ per Km	R 5 893 263,85	14/10/2019	13/10/2022		GOOD	
MAGUBANE PLANT & CONSTRUCTION	PANEL OF 5 SERVICE PROVIDERS FOR THE HIRE OF CONSTRUCTION PLANT FOR 36 MONTHS	PWBS	It is based on the approved rates of R64 779,50 for all the following plant and equipment: Grader, TLB, Excavator, Roller, Tipper truck and Water cart per day/ per Km	R 16 589 425,57	14/10/2019	13/10/2022		GOOD	
FYNNS CONSTRUCTION AND DEVELOPMENT	PANEL OF SIX SERVICE PROVIDER FOR HIRE OF CONSTRUCTION PLANT TO SERVICE THE MUNICIPALITY	PWBS	It is based on the approved rate of R59 167,50 and that includes different types of plant	R 13 733 050,79	04/02/2020	28/02/2023		GOOD	
SSR SECURITY T/A MAHLUBI TRANSPORT AND PLANT HIRE	PANEL OF SIX SERVICE PROVIDER FOR HIRE OF CONSTRUCTION PLANT TO SERVICE THE MUNICIPALITY	PWBS	It is based on the approved rate of R32 722,10 and that includes different types of plant	R 9 392 200,08	04/02/2020	28/02/2023		GOOD	
IX ENGINEERS (PTY) LTD	CONSULTANT FOR ACCESS ROAD MIG PROJECTS	PWBS	R8 245 132,02 (9% of Project cost)	R 4 010 281,94	01/05/2018	31/04/2021	30/09/2022	GOOD	Contract was ending in October 2021 and there are projects that are already started under this contract which were appointed towards the end of the contract has been extended further for a period of 11 months to finish up these contracts

NAME OF BIDDER	PROJECT/SERVICE	DEPARTMENT	CONTRACT VALUE	PAYMENTS	START DATE	INITIAL END DATE	NEW END DATE	SERVICE PROVIDER PERFORMANCE	COMMENTS
MASAKHEKULUNGE PROJECT MANAGERS	CONSULTANT FOR SPORTFIELD MIG PROJECTS	PWBS	R10 983 509,36 (12% of Project cost)	R 6 983 493,36	01/05/2018	31/04/2021	30/09/2022	GOOD	Contract was ending in October 2021 and there are projects that are already started under this contract which were appointed towards the end of the contract has been extended further for a period of 11 months to finish up these contracts
NGAMULE CONSULTING ENGINEERS	PROJECT MANAGEMENT FOR HALLS MIG PROJECTS	PWBS	R8 534 782,02 (10% in the first year and 9% in the second & third year of Project cost)	R 4 342 417,87	01/05/2018	31/04/2021	30/09/2022	GOOD	Contract was ending in October 2021 and there are projects that are already started under this contract which were appointed towards the end of the contract has been extended further for a period of 11 months to finish up these contracts
IGODA PROJECTS (PTY) LTD	A PANEL OF 4 (FOUR) ELECTRICAL SERVICE PROVIDERS TO DESIGN AND IMPLEMENT ELECTRIFICATION PROJECTS FOR A PERIOD OF 3 YEARS IN PHASES USING TURNKEY STRATEGY	PWBS	IT IS BASED ON THE APPROVED RATE	R 6 757 624,88	13/09/2021	12/09/2024		GOOD	
SPLENDA NKONYENI ELECTRICAL JV	A PANEL OF 4 (FOUR) ELECTRICAL SERVICE PROVIDERS TO DESIGN AND IMPLEMENT ELECTRIFICATION PROJECTS FOR A PERIOD OF 3 YEARS IN PHASES USING TURNKEY STRATEGY	PWBS	IT IS BASED ON THE APPROVED RATE	R 6 686 639,46	13/09/2021	12/09/2024		GOOD	
LEMALWA TRADING (PTY) LTD	CONSTRUCTION OF CREIGHTON SPORT CENTRE	PWBS	R 8 434 764,76	R 7 105 041,43	08/11/2021	08/06/2022	12/07/2022	GOOD	The VO of R530 846,33 is for additional earthworks that was anticipated to be done in phase 2 of the project. Contract has been extended for a period of 1 month because of delays in completion the project due to bad weather. Project is practical completed
SHEARER GROUP	CONSTRUCTION OF SDANGEMI BRIDGE	PWBS	R 4 295 082,00	R 3 400 846,52	17/01/2022	17/09/2022		GOOD	
MAJIKI CONSTRUCTION	CONSTRUCTION OF DR NDZ EMERGENCY SERVICE CENTRE	PWBS	R 19 774 366,15	R 10 279 642,42	23/02/2022	30/09/2022		GOOD	
KHWEZI AND SAMKELO	EXTENSION OF HIMEVILLE POUND FENCE	PWBS	R 489 730,00	R -	30/05/2022	30/08/2022		N/A	
MANTANGU TRADING AND PROJECTS	SUPPLY AND DELIVERY OF RIDE ON MOWERS AND BRUSH CUTTERS	PWBS	R 700 000,00	R 680 800,00	11/02/2022	11/08/2022	31/08/2022	GOOD	Contract has been extended for a period 2 months and 3 weeks due to unavailability of material from the service provider.
SIYAJULUKA TRADING JV UKWAZI HOME DEVELOPMENTS	CONSTRUCTION OF BUSINESS HIVES	PWBS	R 4 634 603,60	R 3 121 603,85	26/05/2022	26/10/2022		GOOD	

Prepared by:

N. Xaba

Signature:



Date:

08/08/2022

Reviewed by:

Signature:



Date:

08/08/2022



Report to National Treasury on Awards More than R200 000		Sunday, 31 July 2022	
NAME OF BIDDER	PROJECT/SERVICE	BID NUMBER	CONTRACT VALUE
CAB HOLDINGS	PROVISION OF PRING AND POSTING STATEMNETS OF ACCOUNTS	BTO-B020/21/22	IT BASED ON THE APPROVED RATE OF R18.67
NOZULU FUNERAL MANAGEMNT	PANEL OF FUNERAL PARLOURS	MM-B035/21/22	IT IS BASE ON THE APPROVED RATE OF R2 950,00
AMANDABA FUNERAL SERVICES	PANEL OF FUNERAL PARLOURS	MM-B035/21/22	IT IS BASE ON THE APPROVED RATE OF R16 200,00
CAM DEVELOPMENT CONSULTANTS (PTY) LTD	SUPPLY AND DELIVERY OF GOATS AND SHEEP	COMM-B032/21/22	R 284 980,00

Prepared by: N. Xaba

Signature: 

Date: 05/08/2022

Reviewed by: N. Hahlo

Signature: 

Date: 08/08/2022

REPORT ON FLEET MANAGEMENT FOR MONTH ENDING JULY 2022**AUTHOR:** Chief financial officer

(File Ref :) Finance Department

1st Level Manco2nd level: FINANCE3rd level: EXCO4th level: COUNCIL**PURPOSE**

To inform the Committees and Council about fleet management of the municipality

LEGAL/STATUTORY REQUIREMENTS

Municipal Systems Act 32 of 2000, Municipal Fleet Management Policy & MFMA

BACKGROUND AND REASONING

- Higher fuel consumption on refuse trucks
- High maintenance costs on trucks due to reassembling

FINANCIAL IMPLICATIONS:

Refer to annexures

ANNEXURE

- A. Tyres information
- B. Excessive repairs information
- C. Cost analysis

RISKS

- Vehicle abuse, Accidents, Car theft

MANAGEMENT OF RISKS

- Trip Authorization forms
- Insurance
- Management Reports
- Trackers Reports

RECOMMENDATIONS

- That Council and Committees to note this report

31
ANNEXURE A

TYRES INFORMATION

REGISTRATION NUMBER	VEHICLE MAKE	DESCRIPTION	TOTAL AMOUNT
NIP 521	HINO REFUSE TRUCK	ONE NEW TYRE	R3,622.50
NIP 1354	S/C TOYOTA	TWO NEW TYRES	R4,683.34
NIP 1809	MERCEDES REFUSE TRUCK	ONE NEW TYRE	R7,314.71
NIP 1042	D/C ISUZU	TWO NEW TYRES	R7,023.70
NIP 1398	CHEV CRUZE	THREE NEW TYRES	R4,364.00
NIP 2403	UD TRUCK ANIMAL POUND	TWO NEW TYRES	R15,959.42
NIP 2923	D/C ISUZU	FOUR NEW TYRES	R12,247.79
NIP 2955	D/C ISUZU	FOUR NEW TYRES	R11,812.80
NUD 3533	S/C ISUZU	TWO NEW TYRES	R6,043.90
NIP 2337	COROLLA	TWO NEW TYRES	R3,261.00
NIP 1704	AVANZA	ONE NEW TYRE	R1,322.64
NIP 1421	AVANZA	ONE NEW TYRE	R1,262.00

TOTAL: R78,917.80

ANNEXURE B

REPAIRS INFORMATION

REGISTRATION NUMBER	VEHICLE MAKE	DESCRIPTION	TOTAL AMOUNT
NIP 606	TRACTOR	MAJOR SERVICE – PTO REPAIR	R22,055.49
NIP 1659	TLB	TOWING FROM CREIGHTON TO DURBAN	R12,075.00
NIP 1703	MAN REFUSE TRUCK	MAJOR SERVICE – COF REPAIRS, PRESSURE REGULATOR VALVE REPLACED, HEADLIGHTS AND PRESSURE SENSORS	R96,013.46
NIP 1809	MERCEDES REFUSE TRUCK	MAJOR SERVICE – SHOCK ABSORBERS, MOUNTINGS, WELDING OF COMPACTOR BODY, LIFTER COUPLINGS REPLACED	R96,613.01
NIP 2402	UD TRUCK LOWBED	NEW TIE ROD CYLINDERS, HAND PUMP TO LIFT CYLINDERS AND RAMPS, HYDRAULIC HOSES	R127,457.10
NIP 1880	S/C TOYOTA	MAJOR SERVICE – ABS CABLE AND FRONT SUSPENSION REPAIR	R14,809.37
NIP 2345	D/C NISSAN	MAJOR SERVICE – FRONT AND REAR BRAKES	R11,465.19
NIP 2403	UD TRUCK ANIMAL POUND	FRONT SHOCKS + SHOCK ABSORBER KIT, FRONT AND REAR BRAKES, HEADLAMPS,	R64,838.85
NIP 700	CHEV CORSA	GEARLEVER AND CABLE KIT REPLACED	R22,482.50

TOTAL: R467,809.97

COST ANALYSIS
ANNEXURE C

PUBLIC WORKS AND BASIC SERVICES

VEHICLES	MAKE & MODEL	DISTANC E/KM	FUEL COSTS	FUEL IN LITRES	REPAIRS	SERVICE	TYRES	TOLL	OIL	FEEES
NIP 521	REFUSE TRUCK	1483	10860.85	404.80	-	-	3622.50	24.00	-	190.46
NIP 606	TRACTOR	-	-	-	22055.49	21037.73	-	-	-	199.06
NIP 665	S/C TOYOTA	661	1822.41	67.32	8922.01	2381.54	-	-	-	165.79
NIP 698	S/C ISUZU	1916	4141.24	153.55	-	-	-	27.00	-	171.25
NIP 841	D/C ISUZU	2506	5874.11	227.74	-	-	-	67.50	288.00	201.24
NIP 1354	S/C TOYOTA	1537	4695.88	173.45	3400.78	7314.77	4683.34	-	-	191.12
NIP 1370	S/C ISUZU	1883	4768.09	181.26	-	-	-	-	-	157.81
NIP 1611	TRACTOR	-	-	-	2533.58	-	-	-	-	146.34
NIP 1659	TLB	-	-	-	12075.00	-	-	-	-	155.45
NIP 1703	REFUSE TRUCK	-	-	-	96013.46	-	-	-	-	244.90
NIP 1721	GRADER	-	-	-	-	-	-	-	-	139.25
NIP 1796	ISUZU TRUCK TIPPER	2358	15039.17	570.01	-	-	-	24.00	-	176.98
NIP 1802	TRACTOR	-	-	-	-	-	-	-	-	139.25
NIP 1809	REFUSE TRUCK	26 HRS	16178.73	624.71	96613.01	13477.31	7314.71	30.00	-	314.40
NIP 1877	D/C ISUZU	2697	7057.06	261.65	-	-	-	54.00	-	183.40
NIP 2015	S/C ISUZU	1399	3355.55	129.85	-	-	-	-	-	151.79
NIP 2016	S/C ISUZU	1200	2984.06	110.22	-	-	-	-	-	151.44
NIP 2017	D/C ISUZU	3157	7400.25	281.17	6382.63	5886.81	80.50	-	-	190.79
NIP 2285	D/C ISUZU	2535	8737.89	321.53	4974.31	-	434.99	13.50	-	190.13
NIP 2359	D/C ISUZU	1435	3729.25	139.28	-	-	-	27.00	-	161.52
NIP 2398	UD TRUCK TIPPER	488	5873.35	218.91	-	-	-	44.00	-	154.24
NIP 2399	UD TRUCK TIPPER	523	5180.05	193.07	-	-	-	-	-	148.86
NIP 2400	UD TRUCK WATER TANK	585	10256.15	379.53	-	-	-	79.00	-	167.79
NIP 2402	UD TRUCK LOWBED	615	7600.17	280.75	127457.10	-	-	47.00	-	286.88
NIP 2940	S/C ISUZU	2478	6059.71	233.85	4715.00	-	-	-	239.07	182.45
NIP 2941	S/C ISUZU	-	-	-	-	-	-	-	-	139.25
NIP 2956	ROLLER	-	-	-	-	-	-	-	-	139.25

1210000

NIP 2964	UD TRUCK SKIP	4223	38187.21	1440.39	-	-	-	-	203.72
NIP 2982	TRACTOR	8 HRS	1700.00	62.80	-	4780.84	-	695.00	160.11
NIP 2983	TRACTOR	21 HRS	3350.13	127.49	-	-	-	-	151.79

COMMUNITY SERVICES DEPARTMENT

VEHICLES	MAKE & MODEL	DISTANC E/KM	FUEL COSTS	FUEL IN LITRES	REPAIRS	SERVICE	TYRES	TOLL	OIL	FEEES
NIP 1042	D/C ISUZU	2346	6578.39	248.02	209.39	2426.47	7023.70	27.00	-	196.80
NIP 1398	CHEV CRUZE	2862	6775.44	256.99	3344.20	1837.50	4364.00	116.00	-	206.31
NIP 1605	D/C TOYOTA	1528	3950.29	146.70	7036.59	12430.46	-	13.50	-	184.96
NIP 1880	S/C TOYOTA	860	2691.85	100.33	14809.37	7730.45	-	-	-	186.70
NIP 1903	S/C ISUZU	-	-	-	7349.65	264.50	-	-	-	160.53
NIP 2186	S/C ISUZU	3886	10348.68	390.42	5207.38	-	-	-	80.00	191.53
NIP 362	S/C FORD	378	1937.18	71.56	-	-	-	-	-	145.77
NIP 2345	D/C NISSAN	1752	4867.50	180.88	11465.19	5902.37	-	-	-	183.82
NIP 2338	COROLLA	5049	11101.30	425.00	6804.94	1662.26	-	-	-	218.64
NIP 2339	AVANZA	3376	6433.84	247.43	-	-	-	-	-	182.75
NIP 2341	D/C NISSAN	2976	7296.12	279.64	-	-	-	-	-	169.56
NIP 2343	S/C NISSAN	2271	5315.74	202.46	-	-	-	-	-	163.00
NIP 2344	D/C NISSAN	2647	5181.52	192.44	-	-	-	116.00	-	172.33
NIP 2403	UD TRUCK ANIMAL TRUCK	6925	58561.19	2210.26	64838.85	11249.60	15959.42	311.00	-	358.02
NIP 2657	ISUZU FIRE TRUCK	856	8555.30	318.87	-	-	-	-	-	161.43
NIP 2915	D/C ISUZU	5118	16208.03	606.72	5011.13	230.00	247.00	27.00	-	234.70
NIP 2917	D/C ISUZU	3387	12037.72	460.88	6784.86	3927.71	-	-	-	212.33
NIP 2922	E/C ISUZU	5006	15714.35	602.30	7511.13	-	-	-	-	226.80
NIP 2923	D/C ISUZU	4810	12337.34	467.23	1193.13	230.00	12247.79	-	-	220.11
NIP 2939	S/C ISUZU	-	-	-	-	-	-	-	-	139.25
NIP 2954	D/C ISUZU	2673	7653.78	286.78	9152.49	57.50	-	-	-	192.71
NIP 2955	D/C ISUZU	5094	12740.99	483.50	-	-	11812.80	-	-	214.06
NUD 3552	S/C ISUZU	2937	7988.59	301.28	3277.50	-	-	-	-	178.02
NUD 3533	S/C ISUZU	4418	11527.69	431.22	-	-	6043.90	-	-	193.38
NUD 3544	S/C TOYOTA	2284	10504.75	391.53	-	-	80.50	-	-	177.37

0000123

0000123

EXECUTIVE AND COUNCIL

EXECUTIVE AND COUNCIL

POOL VEHICLES

POOL VEHICLES

BUDGET AND TREASURY OFFICE

BUDGET AND TREASURY OFFICE

PLANNING AND DEVELOPMENT SERVICES

PLANNING AND DEVELOPMENT SERVICES

PLANNING AND DEVELOPMENT SERVICES