



A Better Place for All

Main Street
Creighton, 3263

P.O Box 62

Creighton 3263

Phone: +27 39 833 1038

Fax: +27 39 833 1179

Email: mailbox@ndz.gov.za

www.ndz.gov.za

FINANCE COMMITTEE MEETING

AGENDA

FOR THE MEETING TO BE HELD ON

FRIDAY, 16TH APRIL 2021

VIRTUALLY THROUGH MICROSOFT TEAMS

AT 10: 00 A.M.

FINANCE COMMITTEE MEETING

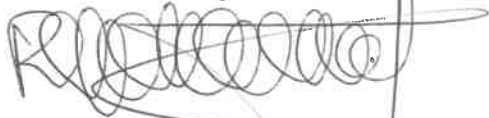
NOTICE OF A FINANCE COMMITTEE MEETING

Dear Members

MEETING OF A FINANCE COMMITTEE

Notice is hereby given in terms of the Municipal Finance Management Act, No 56 of 2003, that a Finance Committee Meeting of the **Dr. Nkosazana Dlamini- Zuma Local Municipality** will be held virtually through **Microsoft Teams on Friday, 16th April 2021 at 10:00 a.m.** for the purpose of considering the items as contained in the attached agenda.

Yours faithfully



CLLR. P.N. MNCWABE
CHAIRPERSON/MAYOR

index

01.	OPENING & WELCOME	
02.	NOTICE OF THE MEETING	
03.	APPLICATION FOR LEAVE OF ABSCENCE	
04.	ACCEPTANCE OF THE AGENDA	
05.	DECLARATION OF INTEREST	
06.	<u>ANNOUNCEMENTS</u>	
07.	PRESENTATIONS	
08.	<u>CONFIRMATION OF MINUTES FROM PREVIOUS MEETING</u>	
	08.01. Minutes of a Finance Committee Meeting that was held on the 12 th March 2021	
09.	<u>REPORTS FOR NOTING AND CONSIDERATION FOR THE MONTH OF MARCH 2021:</u>	
	09.01. Report on Section 71 of the MFMA:	1
	09.02. Report on Cost Containment Measures for 2020/21 f/y for Third Quarter	82
	09.03. Report to Council on the Inclusion of Additional Budget Funding for Electrification of Greater Stepmore/ Ridge and Greater Ngwagwane to the 2020/21 Budget	85
	09.04. Report to Council for Asset Management-Assets Disposal	95
	09.05. Report on Expenditure Management:	132
	09.06. Report on Debt and Revenue Management	169
	09.07. Report on Supply Chain Management: Monthly Report	196
	09.08. Report on Supply Chain Management: Third Quarter	219
	09.09. Report on Contracts Management	229
	09.10. Report on Fleet Management:	239
10.	URGENT REPORTS	
11.	CLOSURE	

MINUTES OF DR NDZ FINANCE COMMITTEE MEETING HELD ON THE 12th MARCH 2021 THROUGH MICROSOFT TEAMS AT 13:30 P.M.:

Present:	Cllrs	P.N. Mncwabe	- Mayor/Chairperson
		D. Adam	- Exco Member
		N.C. Mbanjwa	- Committee Member
		B.K. Zondi	- Committee Member
		T. Ndlovu	- Committee Member
	Merrs	Mr. N.C. Vezi	- Municipal Manager
		Mr. KMB Mzimela	- CFO
		Mr. J. Sondezi	- Corporate Services Manager
		Mr. S.V. Mngadi	- PWBS Manager
		Mr. S.S. Zondi	- Committee Officer
		Mr. S. Mbatha	- ICT Manager (Organizer)
	Mesdames	Ms. Z. Mlata	- Community Services Manager

LEAVE OF ABSENCE: None

ITEMS	MINUTES	ACTION & TIMEFRAME
01.	OPENING: MOMENT OF REFLECTION: The Chairperson warmly welcomed all present. She then asked Mr. KMB Mzimela to open the meeting with a prayer. The Chairperson then requested the committee to conduct a moment of silence to show respect to the Isilo- Goowill Zwelithini Zulu who passed away in the early hours today morning.	
02.	NOTICE OF THE MEETING The Municipal Manager read the Notice of the meeting. The time was amended to 13:30 p.m.	
03.	APPLICATION FOR LEAVE OF ABSENCE: <ul style="list-style-type: none"> • Cllr. N.C. Mbanjwa : Attended a funeral service (she joined the meeting late) 	
04.	ACCEPTANCE OF THE AGENDA	

	<p>The committee resolved to add a Report on SAPS Risk Assessment on Officials provided with security/body guards.</p> <p>The Agenda was adopted.</p> <p>Proposed by Cllr. D. Adam Seconded by Cllr. T. Ndlovu</p>																	
05.	<p><u>DECLARATION OF INTEREST:</u></p> <ul style="list-style-type: none"> • None. 																	
06.	<p><u>OFFICIAL ANNOUNCEMENTS:</u></p> <ul style="list-style-type: none"> • None 																	
07.	<p><u>PRESENTATIONS:</u></p> <ul style="list-style-type: none"> • None. 																	
08.	<p><u>CONFIRMATION OF MINUTES OF THE PREVIOUS MEETINGS:</u></p> <p>08.01. Minutes of the meeting that was held on the 17th February 2021.</p> <ul style="list-style-type: none"> • The minutes were adopted. <p>Proposed by: Cllr. D. Adam Seconded by: Cllr. B.K. Zondi</p>																	
09.	<p><u>REPORTS FOR NOTING AND CONSIDERATION- FEBRUARY 2021 REPORTS:</u></p> <p>09.01. <u>REPORT ON SECTION 71 OF MFMA:</u></p> <p>The CFO gave a report on the abovementioned item. He informed the committee that the purpose of the report is to comply with Section 71 of the Municipal Finance Management Act (MFMA) and the requirements as promulgated in the Gazette No 32141 of 17 April 2009. A detailed report was attached to the agenda for more information.</p> <p>Summary of financial performance for the period:</p> <table border="1"> <tr> <td>Actual Revenue to Budgeted Revenue (Billed)</td> <td>77%</td> </tr> <tr> <td>Actual Opex to Budgeted Opex</td> <td>49%</td> </tr> <tr> <td>Actual Capex to Budgeted Capex</td> <td>37%</td> </tr> <tr> <td>Employee related cost</td> <td>61%</td> </tr> <tr> <td>Councillors Remuneration</td> <td>65%</td> </tr> <tr> <td>Conditional Grants Expenditure</td> <td>59%</td> </tr> <tr> <td>Cash Coverage Ratio</td> <td>13.3 Months</td> </tr> <tr> <td>Creditors Age Analysis</td> <td>100% creditors paid</td> </tr> </table>	Actual Revenue to Budgeted Revenue (Billed)	77%	Actual Opex to Budgeted Opex	49%	Actual Capex to Budgeted Capex	37%	Employee related cost	61%	Councillors Remuneration	65%	Conditional Grants Expenditure	59%	Cash Coverage Ratio	13.3 Months	Creditors Age Analysis	100% creditors paid	
Actual Revenue to Budgeted Revenue (Billed)	77%																	
Actual Opex to Budgeted Opex	49%																	
Actual Capex to Budgeted Capex	37%																	
Employee related cost	61%																	
Councillors Remuneration	65%																	
Conditional Grants Expenditure	59%																	
Cash Coverage Ratio	13.3 Months																	
Creditors Age Analysis	100% creditors paid																	

	Debt Collection rate	76%	
	<p>Balances for the period ending on the 28 February 2021:</p> <ol style="list-style-type: none"> 1. Surplus: R67 704 335.08 2. Cash & Cash equivalent: R202 988 297.66 3. Capital Expenditure: R 9 476 828.22 4. Trade & Other receivables: R 68 904 081.46 5. Trade & Other Payables: R 2 981 279.00 6. Conditional Grants: R 39 744 469.62 <p>RECOMMENDATIONS:</p> <ol style="list-style-type: none"> 1. That the committee notes the report. <p>Proposed by: Cllr. D. Adam Seconded by: Cllr. T. Ndlovu</p>		
09.02.	<p><u>EXPENDITURE MANAGEMENT REPORT</u></p> <p>The CFO gave a presentation on the abovementioned item. He stated that the purpose of the report is to report to the committee on the payments made during the month of February 2021.</p> <p>The accounting officer of a municipality is responsible for the management of the expenditure of the municipality. The accounting officer must take all reasonable steps to ensure that the municipality has and maintains an effective system of expenditure control, including procedures for approval, authorization, withdrawal and payments of funds.</p> <p>RECOMMENDATIONS:</p> <ul style="list-style-type: none"> • That the committee notes the report <p>Proposed by Cllr. D. Adam Seconded by Cllr. B.K. Zondi</p>		
09.03.	<p><u>DEBTORS AND REVENUE MANAGEMENT REPORT:</u></p> <p>The CFO gave a report on the abovementioned item. He informed the committee that the purpose of the report is to provide information to the committee on the Debtor's Management.</p> <p>The Dr. Nkosazana Dlamini Zuma Municipality council must ensure all the money which is due and payable to council is collected and for this purpose has adopted the credit control policy and debt collected policy consistent with its tariffs and complying with the provisions of the relevant legislation. The interest is added to all outstanding debtors. The Municipality has budgeted for the provision of bad debt.</p> <p>Attached to the report were the following annexures:</p>		

	<ol style="list-style-type: none"> 1. Age analysis 2. Debt Collection report 3. Traffic Fines 4. Data cleansing report 5. Revenue Enhancement Strategy <p>RECOMMENDATIONS:</p> <ul style="list-style-type: none"> • That the committee notes the report <p>Proposed by Cllr. D. Adam Seconded by Cllr. T. Ndlovu</p>	
<p>09.04.</p>	<p><u>REPORT ON SUPPLY CHAIN MANAGEMENT UNIT FOR FEBRUARY 2021:</u></p> <p>The CFO gave a report on the abovementioned item. He informed the committee that the purpose of the report is to present the implementation of the Supply Chain Management Policy on the purchases made by the municipality for the month of February 2021. A detailed report was attached to the agenda.</p> <p>ANNEXURES:</p> <ol style="list-style-type: none"> 1. Annexure "A"- Quotation orders below R200 000,00 2. Annexure "B" -Deviation and Irregular Expenditure 3. Annexure "C" – Funeral 4. Annexure "D" – Awards more than R200 000,00 5. Annexure "E" -Fuel orders 6. % Statistics on SCM orders 7. Procurement Plan Implementation <p>Cllr. D. Adam requested clarity if the municipality is allowed to hire a sub-contractor directly or it is the service provider who should find the sub-contractor.</p> <p>The PWBS Manager explained that it depends on the nature of the project; the municipality can hire a sub contractor directly for specialized projects and pay them directly. The Municipal Manager also confirmed the response as true.</p> <p>RECOMMENDATIONS:</p> <ul style="list-style-type: none"> • That the committee notes the report. <p>Proposed by Cllr. B.K. Zondi Seconded by Cllr. T. Ndlovu</p>	
<p>09.05.</p>	<p><u>CONTRACTS REPORT FOR CONTRACT MANAGEMENT UNIT:</u></p> <p>The CFO gave a presentation on the abovementioned item. A detailed report on Contracts Management was attached to the agenda for more information.</p>	

	<p>Cllr. B.K. Zondi requested clarity regarding the insurance contract of Indwe.</p> <p>The Municipal Manager explained that the terms of the contract are still the same. Indwe contract only covers lives of the councillors, their properties are covered by Brokersure.</p> <p>RECOMMENDATIONS:</p> <ul style="list-style-type: none"> • That the committee notes the report. <p>Proposed by Cllr. B.K. Zondi Seconded by Cllr. T. Ndlovu</p>	
<p>09.06.</p>	<p><u>REPORT ON THE REVIEW OF CONTRACTS OLDER THAN THREE YEARS:</u></p> <p>The CFO requested that this report be withdrawn from this meeting because there was more information that needed to be added before it is submitted to the committee.</p> <p>The committee resolved to withdraw the item.</p>	
<p>09.07.</p>	<p><u>REPORT ON FLEET MANAGEMENT:</u></p> <p>The CFO gave a presentation on the abovementioned item. He Stated that the purpose of the report is to inform the committee about fleet management of the municipality. A detailed report was attached to the Agenda.</p> <p>ANNEXURES:</p> <ol style="list-style-type: none"> 1. Tyres information 2. Repairs information 3. Accidents information 4. Vehicles to be disposed 5. Cost Analysis <p>RISKS:</p> <ol style="list-style-type: none"> 1. Vehicle Abuse 2. Accidents 3. Car Theft <p>RECOMMENDATIONS</p> <ol style="list-style-type: none"> 1. That the committee notes the report <p>Proposed Cllr. D. Adam Seconded by: Cllr. B.K. Zondi</p>	
<p>09.08.</p>	<p><u>REPORT ON SAPS RISK ASSESSMENTS ON OFFICIALS PROVIDED WITH MUNICIPAL SECURITY/BODY GUARDS:</u></p> <p>The Corporate Support Services Manager explained to the committee that the evidence of the Municipality requesting the SAPS to conduct quarterly risk assessments is available for the</p>	

	<p>committee to look at, hence it was requested in the previous meeting. He then projected the letters to the committee.</p> <p>The Municipal Manager added that the Municipality always submit requests to the SAPS to conduct their quarterly assessments but they do not respond; all municipalities are facing the same problem with the SAPS, it is not only this municipalities.</p> <p>The report was accepted by the committee.</p>	
<p>10.</p>	<p>CLOSURE: The Chairperson thanked all members and officials for their contribution to the meeting. Mr. S.V. Mngadi closed the meeting with a prayer after a request from the Chairperson. The meeting was closed at 14:55 p.m.</p>	

The meeting was closed at 14:55 p.m.

CLLR. P.N. MNCWABE
MAYOR/CHAIRPERSON

DATE

REPORT TO THE DR NKOSAZANA DLAMINI ZUMA MUNICIPAL
COUNCIL



Author : Chief Financial Officer

1st Level – Finance Portfolio Committee

2nd Level – Executive Committee

3rd Level – Municipal Council

**SUBJECT: PRELIMINARY MONTHLY IN YEAR MONITORING FINANCIAL REPORT
FOR THE MONTH AND QUARTER ENDED 31 MARCH 2021**

1. PURPOSE

The purpose of this report is to comply with **section 71 and Section 52d** of the Municipal Finance Management Act (MFMA) and the requirements as promulgated in the Government Gazette No 32141 of 17 April 2009.

2. STRATEGIC OBJECTIVE

To ensure good governance, financial viability and optimal institutional transformation with capacity to execute its mandate.”

3. BACKGROUND

Section 52 (d) and 71 of the MFMA and in terms of Section 28 of the Government Notice 32141 dated 17 April 2009, regarding the “Local Government: Municipal Finance Management Act 56 of 2003, Municipal Budget and Reporting Regulations” necessitates that specific financial particulars be reported on and in the format prescribed, hence this report to meet legislative compliance.

“The Mayor of a municipality-

Section 52(d) must, within 30 days of the end of each quarter, submit a report to council on the implementation of the budget and the financial state of the municipality;”

Section 71(1) The accounting officer of a municipality **must by no later than 10 working days after the end of each month** submit to the mayor of the municipality and the relevant treasury a statement in the prescribed format on the

state of the municipality's budget reflecting the following particulars for the month and for the financial year up to the end of that month: ...".

"Section 28 of government notice: The monthly budget statement of a municipality must be in the format specified in Schedule C and include all the required tables, charts and explanatory information, taking into account any guidelines issued by the Minister in terms of section 168(1) of the Act."

For the reporting period ending 31 March 2021 the ten-working day reporting limit expired on 15 April 2021.

Further, Section 31(1) of the Government Gazette No 32141 of 17 April 2009 prescribes the following:

"31. (1) The mayor's quarterly report on the implementation of the budget and financial state of affairs of the municipality as required by section 52(d) of the Act must be –

- (a) in the format specified in Schedule C and include all the required tables, charts and explanatory
- (b) information, taking into account any guidelines issued by the Minister in terms of section 168(1) of the Act; and
- (c) consistent with the monthly budget statement for September, December, March and June as applicable; and
- (d) Submitted to the National Treasury and the relevant Provincial Treasury within five days of tabling of the report to the council."

4. RECOMMENDATIONS

- (1) That, in compliance with, Section 52(d) and Section 71 of the MFMA and in terms of Government Notice 32141 dated 17 April 2009, regarding the "Local Government: Municipal Finance Management Act 2003 Municipal Budget and Reporting Regulations" the preliminary financial results regarding the operating and capital budgets for the Third quarter of the 2020/21 financial year, and supporting documents as required by National Treasury (Schedule C) be submitted to Full Council Committee.
- (2) In order to comply with Section 31(1) of the Government Gazette No 32141 of 17 April 2009 this report be submitted to the National Treasury and the relevant Provincial Treasury within five days of tabling the report in the municipal Council, in both hard document and in electronic format.

(3) That the Committee approves the following:

- 3.1 Surplus for the period ending 31 March 2021 is R 105,120,050.93
- 3.2 Cash & Cash Equivalent for the period ending 31 March 2021 is R 219,103,433.36
- 3.3 Capital Expenditure for the period ending 31 March 2021 is R 33,049,564.40
- 3.4 Trade Receivables for the period ending 31 March 2021 is R 73,954,978.95
- 3.5 Trade and other payables for the period ending 31 March 2021 is R 120,750.00
- 3.6 Conditional Grants for the period ending 31 March 2021 is R 51,087,977.03
- 3.7 That the Committee Notes the withdrawals from bank account, attached under 'Supporting Documents in the report, in terms of Municipal Finance Management Act, Sec 11(4)

4. FINANCIAL RATIOS

Summary of financial performance	Actual year to date (YTD)
Actual Revenue to Budgeted Revenue	95%
Actual Opex to Budgeted Opex	57%
Actual Capex to Budgeted Capex	28%
Employee related cost	68%
Councillors Remuneration	73%
Conditional Grants Expenditure	73%
Creditors Age Analysis	100% creditors paid
Debt Collection rate	80%

5. EXECUTIVE SUMMARY

The below analysis is a high-level assessment based on revenue and expenditure recognised on the Municipal Financial System. It is incumbent on the necessary user business units and user departments to ensure the completeness, Validity and accuracy of the information provided for the purposes of the assessment and bring to the attention of the council any further business units items which are not fully elaborated below.

5.1. Operating Budget

Summary financial performance report for the period ending 31 March 2021

The SFP shown in Annexure A, Table C4, is prepared on a similar basis to the prescribed budget format, detailing revenue by source type and expenditure by input type. The summary report indicates the following:

DESCRIPTION	2020/21 ADJUSTED BUDGET R'000	YTD BUDGET 31/03/2021 R'000	ACTUALS AS AT 31/03/2020 R'000
Total Revenue	215,133,704	161,350,164	205,677,577.22
Total Expenditure	205,516,313	154,127,979	117,888,900.78
Operating Surplus	9,617,391	7,222,185	87,788,676.44
Transfers Recognised in Capital	29,067,050	21,800,286	17,331,374.49
Surplus for the year	38,684,441	29,022,471	105,120,050.93

TABLE C4: FINANCIAL PERFORMANCE

Table 1

KZN436 Dr Nkosazana Dlamini Zuma - Table C4 Monthly Budget Statement - Financial Performance (revenue and expenditure) - M09 March

Description	Ref	Budget Year 2020/21								
		2019/20 Audited Outcome	Original Budget	Adjusted Budget	Monthly actual	YearTD actual	YearTD budget	YTD variance	YTD variance %	Full Year Forecast
R thousands										
Revenue By Source										
Property rates		33,001	34,425	28,649	2,868	25,821	21,487	4,334	20%	28,649
Service charges - electricity revenue		-	-	-	-	-	-	-	-	-
Service charges - water revenue		-	-	-	-	-	-	-	-	-
Service charges - sanitation revenue		-	-	-	-	-	-	-	-	-
Service charges - refuse revenue		3,423	3,608	3,893	297	2,664	2,920	(256)	-9%	3,893
Service charges - other		-	-	-	-	-	-	-	-	-
Rental of facilities and equipment		836	831	831	75	697	624	73	12%	831
Interest earned - external investments		8,172	8,090	6,100	471	4,391	4,575	(184)	-4%	6,100
Interest earned - outstanding debtors		3,132	2,294	4,263	464	3,976	3,212	764	24%	4,263
Dividends received		-	-	-	-	-	-	-	-	-
Fines, penalties and forfeits		2,552	726	726	100	1,271	545	726	133%	726
Licences and permits		493	753	503	36	322	377	(55)	-15%	503
Agency services		-	32	409	9	245	307	(62)	-20%	409
Transfers and subsidies		135,794	143,638	168,944	34,145	166,079	126,708	39,371	31%	168,944
Other revenue		376	1,004	595	73	212	446	(234)	-53%	595
Gains on disposal of PPE		6,902	8,581	200	-	-	150	(150)	-100%	200
Total Revenue (excluding capital transfers and contributions)		194,682	203,982	215,134	38,537	205,678	161,350	44,327	27%	215,134
Expenditure By Type										
Employee related costs		58,124	70,219	70,219	5,059	47,881	52,664	(4,783)	-9%	70,219
Remuneration of councillors		11,598	11,901	11,901	966	8,698	8,926	(228)	-3%	11,901
Debt impairment		9,333	11,060	11,060	-	-	8,295	(8,295)	-100%	11,060
Depreciation & asset impairment		27,481	41,625	34,752	3,045	23,068	26,064	(2,995)	-11%	34,752
Finance charges		177	291	291	13	139	219	(80)	-36%	291
Bulk purchases		-	-	-	-	-	-	-	-	-
Other materials		1,986	3,998	5,895	158	948	4,421	(3,473)	-79%	5,895
Contracted services		34,836	33,860	39,607	4,682	20,187	29,705	(9,518)	-32%	39,607
Transfers and subsidies		1,496	1,990	2,987	417	1,163	2,241	(1,078)	-48%	2,987
Other expenditure		24,614	28,331	28,803	1,683	15,804	21,594	(5,790)	-27%	28,803
Loss on disposal of PPE		-	-	-	-	-	-	-	-	-
Total Expenditure		169,646	203,276	205,516	15,923	117,889	154,128	(36,239)	-24%	205,516
Surplus/(Deficit)		25,036	706	9,617	22,614	87,789	7,222	80,566	0	9,617
(National / Provincial and District)		31,240	26,989	29,067	14,728	17,331	21,800	(4,469)	(0)	29,067
(National / Provincial Departmental Agencies, Households, Non-profit Institutions, Private Enterprises, Public Corporations, Higher Educational Institutions)		-	-	-	-	-	-	-	-	-
Transfers and subsidies - capital (in-kind - all)		-	-	-	-	-	-	-	-	-
Surplus/(Deficit) after capital transfers & contributions		56,276	27,695	38,684	37,342	105,120	29,022			38,684
Taxation		-	-	-	-	-	-	-	-	-
Surplus/(Deficit) after taxation		56,276	27,695	38,684	37,342	105,120	29,022			38,684
Attributable to minorities		-	-	-	-	-	-	-	-	-
Surplus/(Deficit) attributable to municipality		56,276	27,695	38,684	37,342	105,120	29,022			38,684
Share of surplus/ (deficit) of associate		-	-	-	-	-	-	-	-	-
Surplus/ (Deficit) for the year		56,276	27,695	38,684	37,342	105,120	29,022			38,684

In terms of the Third Quarter Budget & Performance assessment, the actual billed and/or collected to date is R 205,677,577.22 inclusive of operational transfers and subsidies against YTD budget of R 161,350,164.00. This reflects a revenue rate against the period budget of 27% and that is reflecting a good performance against period target.

The operating expenditure as at 31 March 2021 is R 117,888,900.78 against a YTD budget of R 154,127,979.00 and that is reflecting 76%. This indicate an under-spending against

the period budget as it is measured against the annual budget this also reflect a spending of 57% of the total operating budget. The operating surplus for the period is R 87,788,676.44.

Discussion

Revenue

The reasons for R 44,327m variances will be discussed with the reference to Table C4 of the Budget Statement Tables and, is explained as follows:

Please note only material variances over 5 percent will be discussed.

The main contributing factors to the over collection/billing include the following;

- **Property Rates:** reflects positive variance of 20% because of the proposed Covid 19 Rebate which has been budgeted for implementation in the current year and implementation has been postponed as per advice from COGTA and would be resolved in the following year.
- **Service Charge:** Refuse reflects a negative variance of 9% at the end of the third quarter.
- **Rental on Facilities and Equipment:** The Municipality has received R 696,829.59 which is 84% of the total revenue budget of R 831,382.00.
- **Interest earned on outstanding debtors:** the positive variance of 24% is as the result of an increase in outstanding amount owed by debtors as a result of COVID-19 as some business and individuals did not have income and could not pay rates during the nationwide lockdown and after it as some businesses are still recovering especially those in the Tourism & Hospitality sector.
- **Fines, Penalties, Forfeits:** they reflect positive variance of 133% at the end of the third quarter, the favourable variance in this line item is a result of more fines issued than anticipated.
- **Licenses and Permits:** reflects a negative variance of 15% it is because of a decrease in the number of people making bookings for Learners Licenses due to COVID-19 as people are still avoiding activities that will need them to meet with people from different areas.
- **Transfers and Subsidies:** reflects a positive variance of 31% as at 31st March 2021.

- The transfers recognition-Operational revealed a positive variance due to grants received in advance of the anticipated timing. The variance will be reduced as the year progress.
- R 159.7 Equitable share allocation has been received by the municipality.
- **Other Revenue:** they reflect negative variance of 53%. Revenue is less due to items such as tender documents are advertised online for the people to download online due to COVID-19 and that reduced the demand in sale of tender documents, sale only happen to a few people who come to municipal offices a buy tender documents. Decrease in demand of building plan submission.
- **Gains and disposal on PPE:** they reflect negative variance of 100%, the Auction will take place during the financial year.

Expenditure

The Third Quarter Budgeted Operational Expenditure for the 2020/21 financial year was R 154,1 million. The actual expenditure recognised in 31 March was R 117,9 million which implies that the municipality has the negative variance of R 36,239 million in expenditure.

The reasons for the variances will be discussed with reference to Table C4 of the Budget Statement Tables, and is explained as follows

Please note that only the material variance over 5 percent will be discussed.

- **Employee related cost:** shows a negative variance or savings of 9%. the variance is a result of the timing of filing of vacant positions.
- The human resource department have filled the Management and some junior positions to date.
- It should be noted that provision for leave, long service, medical aid contributions are accounted at the end of the year.
- **Debt impairment:** it shows the negative variance of 100%,
- Debt impairment relates to long overdue customer accounts over 90 days. It is a non-cash item and is budgeted at a rate being the difference of the cash the municipality intends to collect and what is not collectable from customers.
- Items included in this category are bad debts written off which at the time of compiling report, there were no provisions recorded on the financial system resulting in this variance

- However, the council have to note that the above non cash provisions are required in terms of GRAP which are normally calculated at the end of the financial year, as the results the variance in this line item is anticipated to be eliminated only at year end.
- **Depreciation and Impairments:** Depreciation and asset impairment reflects a negative variance of 11% as at the end of 31 March 2020
- It should be noted that the are delays in completion of the prior year projects which effect the capitalisation and subsequent depreciation of the assets.
- Therefore, the sooner the prior year projects are completed, the sooner the variance would be eliminated.
- The other contributing factor to this variance is related to asset impairment which is normally undertaken towards the financial year, as a result the variance is anticipated to decrease once the annual impairment journal is finalised and captured on the system
- **Finance charges:** reflect positive variance of 36% as at the end of 31 March 2021, as a result of ongoing control measures introduced to avoid interest on late payments.
- **Other Materials:** it reflects the underspending of 79% as at the end of the third quarter.

The variance is due to underspending in various line items across the municipality because of the suspension of other programs due to covid-19.

- **Contracted Services:** reflects a negative variance of 32% as at the end of 31 March 2021 because of the suspension of other programs due to covid-19.
- Council to also note that the payments for Security Services for the third quarter of the financial year amounts to R 6,483,469.00
- **Transfers and Subsidies:** reflects a negative variance of 48% as at the end of 31 March, this is based on the number of people who collected the free basic electricity.
- **Other Expenditure:** reflects under spending of 27% at the end of the month, as the results of conditions impose by Covid 19 regulations which has negative impact on the other programmes. The timing of the projects, expenditure should increase during the course of the financial year.

- We must be cautious to not automatically view this underspending as savings which may be used elsewhere due to the following:
- Historically, a large number of programmes commence in the fourth quarter for which budget must be retained.
- The contribution of Land rehabilitation (Landfill) and Workmen's Compensation are accounted at year end.

5.2 Capital Expenditure

The Capital expenditure report shown in attached C Schedule Table C5 has been prepared on the basis of the format required to be lodged electronically with National Treasury, and is categorised by municipal vote. The summary report indicates the following:

Table2

KZN436 Dr Nkosazana Dlamini Zuma - Table C5 Monthly Budget Statement - Capital Expenditure (municipal vote, functional classification and funding) - M09 March

Vote Description	Ref	2019/20	Budget Year 2020/21								
		Audited Outcome	Original Budget	Adjusted Budget	Monthly actual	YearTD actual	YearTD budget	YTD variance	YTD variance %	Full Year Forecast	
R thousands	1										
Total Capital Expenditure - Functional Classification	3	77,287	101,077	119,608	6,573	33,050	89,706	(56,656)	-63%	119,608	
Funded by:											
National Government		32,067	26,989	26,658	11,748	14,051	19,993	(5,943)	-30%	26,658	
Provincial Government		1,576	85	2,409	1,059	1,059	1,807	(747)	-41%	2,409	
District Municipality		-	-	-	-	-	-	-		-	
Other transfers and grants		-	-	-	-	-	-	-		-	
Transfers recognised - capital		33,643	27,074	29,067	12,807	15,110	21,800	(6,690)	-31%	29,067	
Public contributions & donations	5	-	-	-	-	-	-	-		-	
Borrowing	6	-	-	-	-	-	-	-		-	
Internally generated funds		44,242	74,003	90,541	(6,235)	17,939	67,905	(49,966)	-74%	90,541	
Total Capital Funding		77,885	101,077	119,608	6,573	33,050	89,706	(56,656)	-63%	119,608	

Capital Budget Funding

Utilisation of Grants

- The Capital grant allocation for the financial year is R 26,989,000 and was adjusted to R 26,658,000 consisting of: -
 - Municipal Infrastructure Grant (MIG) – R 26.9m. at the end of March, the Municipality reflected R 14,050,785.92 spending to date on MIG (Vat exclusive).
 - The council should note the underspending of 47% on the (MIG), and 57% on the Provincial grant (Library Creighton grant) which will be spent before the financial year.
 - Integrated National Electrification Programme (INEP) – R 6.9m and current allocation of R 6m, and, the municipality reflected R 5,847,034.86 spending to date on (INEP).
 - The Municipality have received an additional funding R 2,400,000 for electrification of greater Stepmore / Ridge and greater Ngwangwane phase 3.

Internal Funding

- There is under spending of approximately 81% as at 31 March 2021 in the internal year to date funding, the municipality is spending approximately 19% of its overall Capital Budget.

TABLE 3

FUNDING SOURCE	2020/21 ADJUSTED BUDGET R'000	YTD Budget 31/03/2021	YTD Actual Expenditure AS AT 31/03/2021	Balances	% Spent
MIG	26,658,000	19,993,500	14,050,786	12,607,214.08	53%
INTERNAL	92,949,887	69,712,415	18,998,778	73,951,109	20%
TOTAL CAPEX	119,607,887	89,705,915	33,049,564	86,558,323	28%
INEP	6,000,000	4,500,000	5,847,034.86	152,965.14	97%
BHIDLA HOUSING PROJECT	25,447,590	19,085,693	21,787,543	3,660,047	86%
TOTAL INCLUDING INEP AND HOUSING	151,055,477	113,291,608	60,684,143	90,371,335	40%

The total capital budget for the 2020/2021 financial year is R 151,4 million inclusive of INEP and Housing grant, the MIG allocation is R 26,6 million. The cumulative capital expenditure for the period amounts to R 60,7 million or 40% to the total budget. The municipality anticipated to spend 100% of the total capital budget as at the end of 4th quarter as it is

required by the regulation. Therefore, the spending is sitting at 40% as at 31 March 2021 because of the delays caused by national lockdown in challenges experienced in some projects in which has been adjusted during the adjustment budget that has been approved on 25 February 2021.

The detailed report for Capital Projects is on Appendix C (1).

5.3 Debtors age analysis

The debtor book value amounted to R 73,954,978.95 million while the outstanding amount including account with credit balances amount to R 65.1 million as at 31 March 2021, and the debtor's collection is 80%.

The debt is made up of the following:

1. Government: R 20,009,772.02
 2. Business: R 6,922,115.09
 3. Households: R 30,558,531.24
 4. Agriculture: R 15,220,871.78
 5. Other: R 1,243,688.82
- Consumer debtors' amount to R 68,683,740.05 including accounts with credit balance as at March 2021. This indicates an increase of R 6,960,405.80 from June 2020 in which was R 61,723,334.25.
 - The majority of debtors under this category is over 120 days and above, the matters have results in legal processes, estate late matters which pose a challenge as regards to debt collection. There are also certain accounts which are under query for various reasons, namely verification of government accounts prior to payment. The most significant debtors are reported to MANCO and Finance Portfolio Committee.
 - The credit control measures for collection are implemented especially for old debt.

Table 4

KZN436 Dr Nkosazana Dlamini Zuma - Supporting Table SC3 Monthly Budget Statement - aged debtors - M09 March

Description	NT Code	Budget Year 2020/21									Total over 90 days	Actual Bad Debts Written Off against Debtors	Impairment - Bad Debts i. to Council Policy
		0-30 Days	31-60 Days	61-90 Days	91-120 Days	121-150 Dys	151-180 Dys	181 Dys-1 Yr	Over 1Yr	Total			
R thousands													
Debtors Age Analysis By Income Source													
Trade and Other Receivables from Exchange Transactions - Water	1200	-	-	-	-	-	-	-	-	-	-	-	-
Trade and Other Receivables from Exchange Transactions - Electricity	1300	-	-	-	-	-	-	-	-	-	-	-	-
Receivables from Non-ex change Transactions - Property Rates	1400	2,306	1,943	1,611	1,455	57,074	-	-	-	64,289	58,529	-	-
Receivables from Exchange Transactions - Waste Water Management	1500	-	-	-	-	-	-	-	-	-	-	-	-
Receivables from Exchange Transactions - Waste Management	1600	301	233	203	187	7,054	-	-	-	7,980	7,242	-	-
Receivables from Exchange Transactions - Property Rental Debtors	1700	70	61	55	59	715	-	-	-	961	775	-	-
Interest on Arrear Debtor Accounts	1810	-	-	-	-	-	-	-	-	-	-	-	-
Recoverable unauthorised, irregular, fruitless and wasteful expenditure	1820	-	-	-	-	-	-	-	-	-	-	-	-
Other	1900	(5,271)	15	15	15	679	-	-	-	(4,546)	695	-	-
Total By Income Source	2000	(2,593)	2,153	1,885	1,717	65,523	-	-	-	68,684	67,240	-	-
2019/20 - totals only													
Debtors Age Analysis By Customer Group													
Organs of State	2200	(4,832)	302	385	383	18,404	-	-	-	14,823	18,877	-	-
Commercial	2300	(113)	181	149	127	6,578	-	-	-	6,922	6,705	-	-
Households	2400	1,689	959	834	748	26,329	-	-	-	30,559	27,077	-	-
Other	2500	682	621	516	459	14,123	-	-	-	16,380	14,581	-	-
Total By Customer Group	2600	(2,593)	2,153	1,885	1,717	65,523	-	-	-	68,684	67,240	-	-

5.4 Creditors Age Analysis

The municipality does not have creditors age analysis, as the municipality makes an extra effort that creditors are paid within 30 days as per MFMA. The balance of trade payables for the month of March 2021 is R 120,750.00, there were no overdue outstanding invoices.

If there is any invoice out of compliance as a result of non-payment is a result of late submission of invoices from business units or end user department to Creditors section for payment.

5.5 Cash and cash equivalents

Table below indicate the municipality's cash and cash equivalents and summary of investments for all banks that the municipality invested with.

Table 5

ACCOUNT	AMOUNT
FNB	91,820,818.66
NED BANK	60,441,003.64
INVESTEC	10,163,612.81
STANDARD BANK	30,507,604.27
PRIMARY ACCOUNT	25,815,130.28
FNB CALL ACCOUNT	355,263.70
Cash and Cash Equivalents	219,103,433.36

An amount of R 471,341.58 was received from interest on investment as at the end of March 2021. The cash bank balance as at 31 March 2021 amounted to R 26.2 million and

short-term investments amounted to R 192.9 million with a total cash and cash equivalents of R 219.1 million. The cash coverage ratio as at 31 March 2021 is 11.8 months based on average of R 15.9 million per month fixed operating expenditure. This indicates that the municipality as at 31 March 2021 had sufficient cash to operate for a period more than 3 months without receiving grants to cover operating costs. The norm as set out in the uniform financial ratios and norms circular 71 is 1 to 3 months.

5.6 Conditional Grants

As at the end of March 2021 R 40,6m allocation of conditional grants was received and the municipality had a roll-over of R 8.7 million at the beginning of the financial year, which have been included in the adjustment budget approved. The municipality has spent R 51,087,977.03 as at 31 March 2021. The table below indicate the summary of spending for all conditional grants as at the end of third quarter.

DR NKOSAZANA DLAMINI-ZUMA LOCAL MUNICIPALITY									
GRANTS SUMMARY MARCH 2020-2021									
GRANT NAME	Vote Number	Original Budget 2020/2021	ROLL- OVER/OPENI NG BALANCE	APPROVED ROLLOVER BY NATIONAL	TOTAL RECEIVED/ROLL OVER	TOTAL SPENT TO DATE	TOTAL UNSPENT TO DATE	TOTAL UNSPENT VS RECEIVED/ROLL	TB/GL Balance
NATIONAL TREASURY GRANTS									
MIG	30311071180/1/2	26,658,000.00	-	-	26,658,000.00	16,113,009.48	10,544,990.52	10,544,990.52	10,544,990.52
FMG	30311070010/1/2	2,000,000.00	-	-	2,000,000.00	899,648.86	1,100,351.14	1,100,351.14	1,100,351.14
EPWP	30311070280/1/2	2,513,000.00	-	-	2,513,000.00	2,258,007.02	254,992.98	254,992.98	254,992.98
ELECTRIFICATION GRANT	30311073090/1/2	6,000,000.00	-	-	8,400,000.00	5,847,034.87	152,965.13	2,552,965.13	2,552,965.13
SUB-TOTAL		37,171,000.00	-	-	39,571,000.00	25,117,700.23	12,053,299.77	14,453,299.77	14,453,299.77
KZN PROVINCIAL GRANTS									
LIBRARY SERVICE OPERATIONAL	3031107319/1/2	3,803,000.00	-	-	3,803,000.00	3,038,368.50	764,631.50	764,631.50	764,631.50
LIBRARY SERVICE CAPITAL GRANT	3031107320/1/2	-	2,409,049.79	2,409,049.79	-	1,218,365.01	1,190,684.78	1,190,684.78	1,190,684.78
CAPACITY BUILDING	30311073110/1/2	-	500,000.00	500,000.00	-	125,999.99	374,000.01	374,000.01	374,000.01
SUB-TOTAL		3,803,000.00	2,909,049.79	2,909,049.79	3,803,000.00	4,382,733.50	2,329,316.29	2,329,316.29	2,329,316.29
OTHER									
ANTI CORRUPTION GRANT	30311073140/1/2	-	171,343.00	171,343.00	-	-	171,343.00	171,343.00	171,343.00
Titlle Deeds Restoration Grant	30311070020/1/2	200,000.00	-	-	-	-	200,000.00	-	-
BHIDLA HOUSING PROJECT	30311072940/1/2	25,447,590.00	5,624,057.41	-	28,684,896.31	21,587,543.30	3,860,046.70	7,097,353.01	7,097,353.01
		25,647,590.00	5,795,400.41	171,343.00	28,684,896.31	21,587,543.30	4,231,389.70	7,268,696.01	7,268,696.01
TOTAL GRANTS		66,621,590.00	8,704,450.20	3,080,392.79	72,058,896.31	51,087,977.03	18,614,005.76	24,051,312.07	24,051,312.07

Table SC6 reflects that the Municipality anticipates recognising R 200.931 mil as income during the 2020/21 financial year. To date the municipality has received R 203,131, mil which is in terms of the payment schedule issued by National Treasury. In terms of the INEP grant the Municipality have received R8,4m of which R6m was the adjusted budget allocation and R2.4m was the additional funding for Stepmore/Ridge and Ngwangwane electrification.

The municipality had adjusted all the approved rollovers from National and Provincial treasury: 1. Construction of Creighton Library R 2,409,049.79

2. Building Plans System R 500,000

KZN436 Dr Nkosazana Dlamini Zuma - Supporting Table SC6 Monthly Budget Statement - transfers and grant receipts - M09 March

Description	Ref	2019/20		Budget Year 2020/21						
		Audited Outcome	Original Budget	Adjusted Budget	Monthly actual	YearTD actual	YearTD budget	YTD variance	YTD variance %	Full Year Forecast
R thousands										
RECEIPTS:										
Operating Transfers and Grants										
National Government:		139,250	145,581	170,270	35,935	172,670	127,702	44,968	35.2%	170,270
Operational Revenue: General Revenue: Equitable Share		125,869	134,138	159,757	33,535	159,757	119,818	39,939	33.3%	159,757
Operational Revenue: General Revenue: Fuel Levy	3	-	-	-	-	-	-	-	-	-
Expanded Public Works Programme Integrated Grant for Municipalities (Schedule 5B)		2,381	2,513	2,513	-	2,513	1,835	628	33.3%	2,513
KwaZulu Natal Urban Renewal		-	-	-	-	-	-	-	-	-
Local Government Financial Management Grant (Schedule 5B)		3,000	2,000	2,000	-	2,000	1,500	500	33.3%	2,000
Department of Water and Sanitation Smart Living Handbook		-	-	-	-	-	-	-	-	-
Integrated National Electrification Programme Grant		8,000	6,930	6,000	2,400	8,400	4,500	3,900	66.7%	6,000
Municipal Restructuring Grant		-	-	-	-	-	-	-	-	-
Regional Bulk Infrastructure Grant		-	-	-	-	-	-	-	-	-
Municipal Emergency Housing Grant		-	-	-	-	-	-	-	-	-
Metro Informal Settlements Partnership Grant		-	-	-	-	-	-	-	-	-
Provincial Government:		3,657	4,987	4,003	-	3,803	3,002	(150)	-5.9%	4,003
Capacity Building		-	-	-	-	-	-	-	-	-
Capacity Building and Other		-	1,184	200	-	-	150	(150)	-100.0%	200
Libraries, Archives and Museums		-	-	-	-	-	-	-	-	-
Provincialisation of Libraries	4	3,657	2,714	2,714	-	2,714	2,036	-	-	2,714
Community Library Service Grant		-	1,089	1,089	-	1,089	817	-	-	1,089
Parent Municipality / Entity		-	-	-	-	-	-	-	-	-
Total Operating Transfers and Grants	5	142,907	150,568	174,273	35,935	176,473	130,705	44,818	34.3%	174,273
Capital Transfers and Grants										
National Government:		27,140	26,989	26,658	4,658	26,658	19,994	6,665	33.3%	26,658
Integrated National Electrification Programme (Municipal Grant) (Schedule 5B)		-	-	-	-	-	-	-	-	-
Municipal Infrastructure Grant (Schedule 5B)		27,140	26,989	26,658	4,658	26,658	19,994	6,665	33.3%	26,658
Parent Municipality / Entity		-	-	-	-	-	-	-	-	-
Transfer from Operational Revenue		-	-	-	-	-	-	-	-	-
Total Capital Transfers and Grants	5	27,140	26,989	26,658	4,658	26,658	19,994	6,665	33.3%	26,658
TOTAL RECEIPTS OF TRANSFERS & GRANTS	5	170,047	177,557	200,931	40,593	203,131	150,699	51,482	34.2%	200,931

Table SC7(1) indicates that the Municipality has spent R14.1m of the R26,6 on MIG received to date, has spent R5.8m on INEP to date based on R6m adjusted allocation.

The municipality has spent 28% on Capital and 57% on operational expenditure.

KZN436 Dr Nkosazana Dlamini Zuma - Supporting Table SC7(1) Monthly Budget Statement - transfers and grant expenditure - M09 March

Description	Ref	2019/20	Budget Year 2020/21							
		Audited Outcome	Original Budget	Adjusted Budget	Monthly actual	YearTD actual	YearTD budget	YTD variance	YTD variance %	Full Year Forecast
R thousands										
EXPENDITURE										
Operating expenditure of Transfers and Grants										
National Government:										
		139,286	145,581	170,270	10,732	79,507	100,072	(20,564)	-20.5%	170,270
Operational Revenue:General Revenue:Equitable Share		125,869	134,138	159,757	8,543	70,548	92,187	(21,639)	-23.5%	159,757
Energy Efficiency and Demand-side (Schedule 5B)		-	-	-	-	-	-	-	-	-
Expanded Public Works Programme Integrated Grant for Municipalities (Schedule 5B)		2,381	2,513	2,513	-	2,268	1,885	383	20.3%	2,513
HIV and Aids		-	-	-	-	-	-	-	-	-
Khay elisha Urban Renewal		-	-	-	-	-	-	-	-	-
Local Government Financial Management Grant (Schedule 5B)		3,036	2,000	2,000	172	844	1,500	(656)	-43.7%	2,000
Mitchell's Plain Urban Renewal		-	-	-	-	-	-	-	-	-
Department of Water and Sanitation Smart Living Handbook		-	-	-	-	-	-	-	-	-
Integrated National Electrification Programme Grant		8,000	6,930	6,000	2,018	5,847	4,500	1,347	29.9%	6,000
Metro Informal Settlements Partnership Grant		-	-	-	-	-	-	-	-	-
Provincial Government:										
Capacity Building		-	-	-	-	-	-	-	-	-
Capacity Building and Other		-	1,184	200	-	-	150	(150)	-100.0%	200
Libraries, Archives and Museums		-	-	-	-	-	-	-	-	-
Provincialisation of Libraries		3,657	2,714	2,714	268	2,491	2,036			2,714
Community Library Service Grant		-	1,089	1,089	44	548	817			1,089
Other		-	-	-	-	-	-	-	-	-
Higher Educational Institutions		-	-	-	-	-	-	-	-	-
Parent Municipality / Entity		-	-	-	-	-	-	-	-	-
Total operating expenditure of Transfers and Grants:		142,943	150,568	174,273	11,044	82,546	103,074	(20,714)	-20.1%	174,273
Capital expenditure of Transfers and Grants										
National Government:										
Integrated National Electrification Programme (Municipal Grant) (Schedule 5B)		-	-	-	-	-	-	-	-	-
Municipal Infrastructure Grant (Schedule 5B)		27,149	26,989	26,658	11,748	14,051	19,993	(5,943)	-29.7%	26,658
Parent Municipality / Entity		-	-	-	-	-	-	-	-	-
Transfer from Operational Revenue		-	-	-	-	-	-	-	-	-
Total capital expenditure of Transfers and Grants		27,149	26,989	26,658	11,748	14,051	19,993	(5,943)	-29.7%	26,658
TOTAL EXPENDITURE OF TRANSFERS AND GRANTS		170,092	177,557	200,931	22,792	96,597	123,067	(26,657)	-21.7%	200,931

Detailed material variances on capital expenditure are attached as an annexure in the report.

Employee related costs and councillors' remuneration

Section 66 of the MFMA requires that the accounting officer of a municipality must report to Council in a prescribed format all expenditure incurred by the municipality on staff salaries, wages and benefits in a manner that discloses expenditure per type such as salaries, contributions for pensions etc.

As at 31 March 2021, 73% of the councillor's allowances budget was spent and 68% spent against employee related costs budget. As at 31 March 2021 the total salary cost represented 68% of YTD operating expenditure for the period.

The table SC8 below for monthly budget statement Councillor and staff Benefit shows the detailed spending of staff salaries and wages and Councillor's remuneration.

TABLE 7

KZN436 Dr Nkosazana Dlamini Zuma - Supporting Table SC8 Monthly Budget Statement - councillor and staff benefits - M09 March

Summary of Employee and Councillor remuneration	Ref	Budget Year 2020/21								
		2019/20 Audited Outcome	Original Budget	Adjusted Budget	Monthly actual	YearTD actual	YearTD budget	YTD variance	YTD variance %	Full Year Forecast
R thousands		A	B	C						D
Councillors (Political Office Bearers plus Other)										
Basic Salaries and Wages		8,171	8,256	8,256	673	6,061	6,192	(131)	-2%	8,256
Pension and UIF Contributions		1,107	1,166	1,166	95	856	874	(18)	-2%	1,166
Medical Aid Contributions		-	-	-	-	-	-	-	-	-
Motor Vehicle Allowance		1,031	1,112	1,112	91	816	834	(18)	-2%	1,112
Cellphone Allowance		1,288	1,368	1,368	107	966	1,026	(60)	-6%	1,368
Housing Allowances		-	-	-	-	-	-	-	-	-
Other benefits and allowances		-	-	-	-	-	-	-	-	-
Sub Total - Councillors		11,598	11,901	11,901	966	8,698	8,926	(228)	-3%	11,901
% increase	4		2.6%	2.6%						2.6%
Senior Managers of the Municipality										
Basic Salaries and Wages		4,524	4,606	4,606	375	3,359	3,455	(96)	-3%	4,606
Pension and UIF Contributions		7	178	178	13	75	133	(58)	-44%	178
Medical Aid Contributions		58	61	61	3	43	45	(3)	-6%	61
Overtime		-	-	-	-	-	-	-	-	-
Performance Bonus		431	209	209	-	69	157	(88)	-56%	209
Motor Vehicle Allowance		330	471	471	28	248	353	(105)	-30%	471
Cellphone Allowance		-	-	-	-	-	-	-	-	-
Housing Allowances		80	84	84	7	60	63	(4)	-6%	84
Other benefits and allowances		193	224	224	0	6	168	(162)	-96%	224
Payments in lieu of leave		-	-	-	-	-	-	-	-	-
Long service awards		-	-	-	-	-	-	-	-	-
Post-retirement benefit obligations		-	-	-	-	-	-	-	-	-
Sub Total - Senior Managers of Municipality		5,623	5,834	5,834	426	3,859	4,375	(516)	-12%	5,834
% increase	4		3.7%	3.7%						3.7%
Other Municipal Staff										
Basic Salaries and Wages		37,381	46,577	46,577	3,558	31,286	34,933	(3,647)	-10%	46,577
Pension and UIF Contributions		5,896	7,271	7,271	604	5,098	5,453	(355)	-7%	7,271
Medical Aid Contributions		2,208	2,910	2,910	252	2,081	2,183	(101)	-5%	2,910
Overtime		1,308	2,005	2,005	190	1,661	1,504	157	10%	2,005
Performance Bonus		1,053	1,271	1,271	-	1,079	953	126	13%	1,271
Motor Vehicle Allowance		28	-	-	-	-	-	-	-	-
Cellphone Allowance		-	-	-	-	-	-	-	-	-
Housing Allowances		94	481	481	10	79	361	(282)	-78%	481
Other benefits and allowances		2,731	3,366	3,366	20	2,281	2,524	(243)	-10%	3,366
Payments in lieu of leave		-	-	-	-	-	-	-	-	-
Long service awards		445	157	157	-	123	118	5	5%	157
Post-retirement benefit obligations		1,358	348	348	-	334	261	72	28%	348
Sub Total - Other Municipal Staff		52,501	64,386	64,386	4,634	44,022	48,289	(4,266)	-9%	64,386
% increase	4		22.6%	22.6%						22.6%
Total Parent Municipality		69,722	82,121	82,121	6,026	56,579	61,590	(5,010)	-8%	82,121

5.7 CAPITAL PROGRAMME PERFORMANCE

KZN436 Dr Nkosazana Dlamini Zuma - Supporting Table SC12 Monthly Budget Statement - capital expenditure trend - M09 March

Month	2019/20	Budget Year 2020/21							
	Audited Outcome	Original Budget	Adjusted Budget	Monthly actual	YearTD actual	YearTD budget	YTD variance	YTD variance %	% spend of Original Budget
R thousands									
Monthly expenditure performance trend									
July	-	8,422	9,967	510	510	9,967	9,457	94.9%	1%
August	2,544	8,422	9,967	224	734	19,935	19,200	96.3%	1%
September	1,184	8,422	9,967	5,967	6,701	29,902	23,201	77.6%	7%
October	4,434	8,422	9,967	5,276	11,977	39,869	27,892	70.0%	12%
November	3,484	8,422	9,967	1,492	13,469	49,836	36,367	73.0%	13%
December	9,525	8,422	9,967	6,563	20,032	59,804	39,772	66.5%	20%
January	3,199	8,422	9,967	2,927	22,960	69,771	46,812	67.1%	23%
February	7,079	8,422	9,967	3,517	26,477	79,738	53,261	66.8%	26%
March	8,834	8,422	9,967	6,573	33,050	89,706	56,656	63.2%	33%
April	220	8,422	9,967	-	33,050	99,673	66,623	66.8%	33%
May	2,916	8,422	9,967	-	33,050	109,640	76,591	69.9%	33%
June	33,867	8,440	9,968	-	33,050	119,608	86,558	72.4%	33%
Total Capital expenditure	77,287	101,077	119,608	33,050					

6 Schedule C table

Schedule C table version 6.4 attached.

7 Progress on capital project

Project status report attached.

8 Municipal Manager's quality certification

Quality certificate attached.

Appendix B

Operating Revenue and Expenditure for March 2021

	Adjustment Budget 2020/2021	Month Budget	Month Actual Received/ Paid	Month Billing	YTD Billing	YTD actual Received/ paid	YTD Budget	% spend/ Received this month	% spend /Received /YTD to date
Rates	28,648,930.00	2,387,410.83	3,705,979.02	3,433,009.99	26,909,972.38	21,428,893.36	19,099,286.67	155%	75%
Rates & Refuse Penalties	4,283,116.00	356,926.33	523,890.15	356,926.00	2,021,736.01	4,552,993.00	2,855,408.00	147%	106%
Service charges	3,893,188.00	324,432.33	296,743.16	324,432.00	2,753,543.85	2,664,103.00	2,595,458.67	91%	68%
Traffic fines	624,362.00	52,030.17	-	-	-	579,791.00	416,241.33	0%	93%
Licences and Permit	388,454.46	30,704.54	32,370.55	30,704.00	214,929.08	315,870.00	245,636.31	105%	86%
Learners Licences	129,392.00	10,782.67	-	-	-	-	86,261.33	0%	0%
Service charges: Sales: Licence & Permit	4,702.50	391.88	3,478.25	-	-	4,782.00	3,135.00	888%	102%
Valuation Appeal	9,063.29	755.27	-	-	-	-	6,042.19	0%	0%
Burial Fees	559.08	46.59	869.57	-	-	5,480.00	372.72	1866%	980%
Shared Planner & Building Plan inspection fee	123,168.34	10,264.03	45,945.15	-	-	110,209.00	82,112.22	448%	89%
Rent of facilities and equipment	831,382.00	69,281.83	74,610.71	69,281.00	554,248.00	696,828.00	554,254.67	108%	84%
Refuse Garden	19,553.00	1,629.42	-	-	1,629.00	121.74	13,035.33	0%	1%
Interest received-External Investments	6,100,126.00	508,343.83	471,341.58	-	-	4,391,253.00	4,066,750.67	93%	72%
Government grants and subsidies	198,011,392.79	16,500,949.40	-	-	-	161,785,000.00	132,007,595.19	0%	82%
Library lost books	873.82	72.82	39,873.06	-	-	1,206.00	582.54	0%	138%
Pound income	101,700.00	8,475.00	6,916.69	-	-	114,269.00	67,800.00	470%	112%
Printing income	5,778.85	481.57	-	-	-	24,008.00	3,852.57	1436%	415%
Rates clearance certificates	6,855.20	571.27	-	-	-	-	4,570.13	0%	0%
Sale of hay	10,189.80	849.15	9,371.83	-	-	9,371.83	6,793.20	1104%	92%
Tender deposits	214,079.00	17,839.92	9,018.26	-	-	52,177.00	142,719.33	51%	24%
Seta Training Refund	104,500.00	8,708.33	-	-	-	-	69,666.67	0%	0%
Disposal of PPE	200,000.00	16,666.67	-	-	-	-	133,333.33	0%	0%
Sundry income	100,000.00	8,333.33	1,063.25	-	-	8,990.00	66,666.67	13%	9%
Income for Agency Services	409,387.00	34,115.58	9,401.49	-	-	245,033.00	272,924.67	28%	60%
TOTAL REVENUE	244,200,753.10	20,350,062.76	5,230,872.72	4,214,352.99	33,714,823.92	196,745,345.93	162,800,499.40	26%	81%
Employee related costs	70,219,449.00	5,851,620.75	5,059,453.85	-	-	47,881,106.00	52,664,586.75	86%	68%
Remuneration of councillors	11,901,110.00	991,759.17	966,465.08	-	-	8,698,181.00	8,925,832.50	97%	73%
Provision for doubtful debts	11,059,933.00	921,661.08	-	-	-	-	8,294,949.75	0%	0%
Depreciation	34,751,568.00	2,895,964.00	3,044,789.76	-	-	23,068,495.00	26,063,676.00	105%	66%
Repairs and Maintenance	11,247,469.00	937,289.08	936,565.41	-	-	3,431,748.00	8,435,601.75	100%	31%
Finance costs	291,489.00	24,290.75	12,879.39	-	-	139,075.00	218,616.75	53%	48%
Contracted services	28,359,872.00	2,363,322.67	3,645,261.82	-	-	16,755,132.00	21,269,904.00	154%	59%
General expenses	37,685,423.00	3,140,451.92	2,257,940.96	-	-	17,915,026.00	28,264,067.25	72%	48%
TOTAL EXPENDITURE	205,516,313.00	17,126,359.42	15,923,356.27	-	-	117,888,763.00	154,137,234.75	93%	57%
Net Surplus (Deficit)	38,684,440.10	3,223,703.34	-10,692,483.55	4,214,352.99	33,714,823.92	78,856,582.93	25,789,626.73	-67%	236%

Appendix C (1)

Capital Project for 2020/2021

Name of Item	Source of Fund	Adjustment Budget 2020/2021	Actual spent for March 2021	YTD Actual Spent	% Spent YTD
Covid-19 PROJECTS					
Procurement Transport Assets-Covid 19	Covid	1,095,493.00		510,436.86	47%
Breathing Apparatus	Covid	348,450.00			0%
Procurement of Furniture and Equipment	Covid	85,000.00		20,000.00	24%
Disaster Management Centre	Covid	7,000,000.00			0%
Parkhome for Nurses	Covid	2,149,466.00			0%
Underberg CBD Infrastructure upgrade	Covid	8,000,000.00			0%
TOTAL COVID-19 FUND		18,678,409.00	-	530,436.86	0.70
Chapter Access Road	Internal	3,751.00		3,750.50	100%
Zekeleni Access Road	Internal	4,572.00		4,572.00	100%
Nomandlovu Access Road	Internal	9,480.00		9,479.50	100%
Sdangeni Access Road	Internal	8,938.00		8,697.50	97%
Procurement of GPS Equipment	Internal	14,686.00		28,060.69	191%
Sawoti Sportfield	Internal	19,926.00		19,926.00	100%
Buyani Madlala Access Road	Internal	20,000.00			0%
Underberg Taxi Rank Upgrade	Internal	26,714.78			0%
External Computer Service-Software Licences	Internal	40,000.00			0%
Gobhogobho Hall	Internal	58,756.50	51,092.61	51,092.61	87%
Paving and Parking	Internal	60,000.00			0%
Procurement of Fiber Connection- Cable Network	Internal	80,000.00			0%
Procurement of Anti Virus	Internal	120,000.00		120,000.00	100%
Fencing- Parks and Cemeteries	Internal	120,000.00			0%
Himeville Asphalt Surfacing 1	Internal	175,380.90			0%
Procurement Installation of Cameras	Internal	200,000.00			0%
Guard house , Cemetery Toilets & Waste Site	Internal	220,000.00			0%
Procurement of Computer Software	Internal	205,205.00		91,376.32	45%
Upgrade of Underberg road	Internal	244,088.48			0%
Fresh Produce Market	Internal	250,000.00			0%
Build Sound System	Internal	300,000.00			0%
Building of Industrial Business Park/ Hub	Internal	300,000.00			0%
Safety & Fire Equipments	Internal	300,000.00			0%
Backup Generator	Internal	500,000.00			0%
Himeville Asphalt Surfacing Phase 2	Internal	572,987.00			0%
Bulwer Asphalt Road Phase 7	Internal	610,244.26			0%
Bus Shelters	Internal	800,000.00			0%
Gqumeni Creche	Internal	400,000.00		359,319.98	90%
Procurement of Transport assets	Internal	1,000,000.00			0%
Creighton Artificial Sportfield	Internal	700,000.00		550,000.00	79%
Municipal Offices	Internal	1,048,200.00			0%
Himeville Business Hives	Internal	700,000.00			0%
Underberg Town hall	Internal	1,003,359.00			0%
Procurement of Computer Equipment	Internal	1,226,855.00		396,834.50	32%
Sdangeni Bridge	Internal	1,390,647.00			0%
Procurement of Furniture and Equipment	Internal	1,718,000.00		199,456.83	12%
Creighton Library-Conversion of Maliyavuza Rollover	Internal	2,409,049.79	1,059,447.83	1,059,447.83	44%
Storm Water Pipes	Internal	2,515,643.34			0%
Creighton CBD Infrastructure Upgrade	Internal	3,500,000.00			0%
Bulwer CBD infrastructure upgrade	Internal	3,500,000.00			0%
Underberg Asphalt Roads ph 2	Internal	3,544,151.90			0%
Procurement of Plant and Equipment	Internal	4,400,000.00		516,296.36	12%
Creighton Asphalt Road 6	Internal	4,500,000.00			0%
Creighton Library-Conversion of Maliyavuza	Internal	4,550,842.21			0%
Renewal of gravel access roads(all 15 wards)	Internal	29,300,000.00	1,460,860.50	15,050,031.00	51%
Cabazi Community Hall (Ward 4)	Internal	400,000.00			0%
Ndodeni Community Hall (Ward 5)	Internal	400,000.00			0%
Sopholile Creche (Ward 9)	Internal	400,000.00			0%
Underberg Community (Ward Hall)	Internal	400,000.00			0%
TOTAL INTERNAL FUNDED		74,271,478.16	2,520,308.33	18,468,341.62	25%
Gqumeni Creche	MIG	6,037.00			0%
Bhidia Creche	MIG	9,413.16			0%
Solokohlo Community Hall	MIG	9,837.00			0%
Msameni Sportfield	MIG	51,396.57		51,396.57	100%
Dumabezwe Sportsfield	MIG	924,394.16	61,749.17	898,724.29	97%
Mqululwa Sportsfield	MIG	1,273,023.10		1,111,973.61	87%
Centocow shelter and Toilets	MIG	3,505,993.57		302,628.92	9%
Bulwer Asphalt Road Phase 7	MIG	4,762,038.86	800,995.77	2,244,912.47	47%
Donnybrook Asphalt Surfacing Phase 4	MIG	4,622,788.86	859,573.91	859,573.91	19%
Himeville Asphalt Surfacing Phase 2	MIG	4,762,038.86	854,413.67	2,371,091.97	50%
Underberg Asphalt Road Phase 3	MIG	6,731,038.86	1,238,081.35	6,210,484.18	92%
TOTAL MIG FUNDED		26,658,000.00	3,814,813.87	14,050,785.92	53%
Total Capital Expenditure		119,607,887.16	6,335,122.20	33,049,564.40	1.48
Electrification Project 2019/2020					
Electrification	INEP	6,000,000.00	2,018,037.72	5,847,034.86	97%
Bhidia Housing Projects	Housing	25,795,078.00	3,110,329.58	21,787,543.30	84%
TOTAL CAPITAL EXPENDITURE INCLUDING INEP & HOUSING		151,402,965.16	11,463,489.50	60,684,142.56	40%

Appendix D
ALLOCATIONS RECEIVED FOR THE FINANCIAL YEAR 2020/2021

Name of Grant	Adjustment Budget 2020/2021	Actual Received in March 2021	Actual Received YTD 2020/2021	%Received
Municipal Finance Management Grant	2,000,000.00		2,000,000.00	100%
Equitable Share	159,757,000.00	33,535,000.00	159,757,000.00	100%
Provincialisation of Libraries Grant	2,714,000.00		2,714,000.00	100%
Community Library Service Grant	1,089,000.00		1,089,000.00	100%
Expanded Public Works Programme	2,513,000.00		2,513,000.00	100%
Capital:Municipal Infrastructure Grant	26,658,000.00	4,658,000.00	26,658,000.00	100%
Integrated National Electrification Programme	6,000,000.00	2,400,000.00	8,400,000.00	140%
Tittle Deeds Restoration Grant	200,000.00			0%
Arts & Culture Library Grant	2,409,049.79		2,409,049.79	0%
Business Plans	500,000.00		500,000.00	0%
Anti Corruption	171,343.00		171,343.00	0%
TOTAL	204,011,392.79	40,593,000.00	206,211,392.79	101%
Bhidla Housing Projects	25,447,590.00	2,412,080.11	23,060,838.90	91%
TOTAL	229,458,982.79	43,005,080.11	229,272,231.69	100%

MIG. ELECTRIFICATION AND INTERNAL FUNDED PROJECTS

2017/2018 Projects

Project Name	Ward No.	Jan-21	Feb-21	Mar-21	Reason for Delays	Remedial Action
Mhangeni Electrification		Practical Complete	Practical Complete	Practical Complete		
2018/2019 PROJECTS						
Underberg taxi Rank upgrade	3	Practical Complete	Practical Complete	Practical Complete		
Centocow Taxi Rank phase 2	6	The contractor is currently waiting for steel specialist to continue and pour concrete. The project is 25% complete.	The contractor is currently waiting for steel specialist to continue and pour concrete. The project is 25% complete.	The contractor is working onsite, doing deep excavations for the foundations for columns.	The contractor is currently waiting for the steel specialist.	The contractor will fastract the issue and be in contact to the steel specialist team. The municipal will arrange a meeting with the engineer and the contractor discussing issues happening on site
Greater Gqumeni/ Mqundekwani	7	Practical Complete	Practical Complete	Practical Complete		
Greater Ngwagwane	8	Practical Complete	Practical Complete	Practical Complete		

0000021

Project Name	Ward No.	Jan-21	Feb-21	Mar-21	Reason for Delays	Remedial Action
2019/2020 PROJECTS						
Himeville business hives	2	The project is 5% complete, currently on hold because of rezoning process	The project is 5% complete, currently on hold because of rezoning process	The project is 5% complete, currently on hold because of rezoning process	The project is currently on hold because of the rezoning	Municipal is engaging with the the site owner to solve the problem
Underberg Community town Hall phase 1	3	Inception meeting was held and the contractor started on site but was stopped because of rezoning process	Inception meeting was held and the contractor started on site but was stopped because of rezoning process	Meeting between PWBS and planning took place, to develop a plan. Municipality purchased new land where the hall is to be constructed	The project is currently on hold because of the rezoning	Municipal is engaging with the the site owner to solve the problem
Sdangeni Bridge	4	Specialist studies which was requested was submitted	We are waiting for feedback from EDTEA we have submitted all required documents	EDTEA and technical team from the Municipality on the 9th of March 2021, and now we are waiting for records of decision from EDTEA which they stated they be available to us no later than 15 April 2021	delayed by Environmental Impact Assessment (EIA)	We are waiting for EDTEA to get back on us no later than 15 April 2021
Gqumeni Creche	7	Practical Complete	Practical Complete	Practical Complete		
Mqulwisa Sportfield	12	Practical Complete	Practical Complete	Practical Complete		
Dumsabazwe Sportfield	13	Practical Complete	Practical Complete	Practical Complete		
Underberg Asphalt road	3	Practical Complete	Practical Complete	Practical Complete		
Creighton Artificial Sportfield	14	The municipal is busy with the rezoning issue for the project to continue	The municipal is busy with the rezoning issue for the project to continue	The Municipality is busy with the sub-decision and rezoning, and the application is out for comments	As soon as the municipal finalized the rezoning issue the project process will continue	As soon as the municipal finalized the rezoning issue the project process will continue
Construction of fire station	10	The municipal is busy with the rezoning issue for the project to continue	The municipal is busy with the rezoning issue for the project to continue	The municipal is busy with the rezoning issue for the project to continue	As soon as the municipal finalized the rezoning issue the project process will continue	As soon as the municipal finalized the rezoning issue the project process will continue

0000022

Project Name	Ward No.	Jan-21	Feb-21	Mar-21	Reason for Delays	Remedial Action
2020/2021 PROJECTS						
Storm Water (All 15 Wards)	All wards	The service provider has been appointed awaiting for inception meeting	The service provider has been appointed awaiting for inception meeting	The inception meeting has been conducted on the 30th of March 2021 the contractor will be on site as soon as possible		
		ward 2 gravel roads are completed, four gravel roads was constructed which makes them 3km, in ward 14 they are busy processing the final gravel layer		Requisitions for the appointment of service providers has been submitted to SCM which is now busy with internal processes.		
Renewal of gravel access roads(all 15 wards)	All wards	The end-user is busy with the specification for the materials which will be required for the project	The end-user is busy with the specification for the materials which will be required for the project	The end-user is busy with the specification for the materials which will be required for the project	The end-user is busy finalizing the specification, and it will be submitted to the specification committee	
Paving and Parking		The project is on the specification stage	The project is on the specification stage	The project is on the specification stage	The end-user has completed the drafting of specification, and it was submitted to the specification committee	
Guard house x4		The project is on the specification stage	The project is on the specification stage	The project is on the specification stage	The end-user has completed the drafting of specification, and it was submitted to the specification committee	
Furniture & Shelters		The end-user is busy with the specification for the materials which will be required for the project	The end-user is busy with the specification for the materials which will be required for the project	The end-user is busy with the specification for the materials which will be required for the project	The end-user is busy finalizing the specification, and it will be submitted to the specification committee	
Fencing Common Dam		The project is on the specification stage	The project is on the specification stage	The project is on the specification stage	The end-user has completed the drafting of specification, and it was submitted to the specification committee	
Cemetery toilets and Waste sites		The service provider (Sibane Group JV Stoy) has been appointed awaiting for inception meeting	The service provider (Sibane Group JV Stoy) has been appointed awaiting for inception meeting	The service provider is currently busy finalizing designs		
Upgrading of Underberg town phase 1		The service provider (BM Infrastructure JV Mabona) has been appointed awaiting for inception meeting	The service provider (BM Infrastructure JV Mabona) has been appointed awaiting for inception meeting	The service provider is currently busy finalizing designs		
Upgrading of Buiter town phase 1		The service provider (Infrastructure JV Mabona) has been appointed awaiting for inception meeting	The project is on the design stage	The service provider is currently busy finalizing designs		
Upgrading of Creighton town phase 1		The project is 15% complete	The project is 30% complete	The project is 65% complete		
Buiter Asphalt Road Phase 7	10	Intention to award	Awaiting inception meeting			
Asphalt Surfacing Phase 4	13	The project is 15% complete	The project is 30% complete			
Himeville Asphalt Surfacing Phase 2	2	The project is 15% complete	The project is 30% complete			
Underberg Asphalt Roads ph 3	3	The project is 15% complete	The project is 30% complete			
Creighton Asphalt Road 6	15	Adjudication stage	The project will be re-advertised as no suitable service provider were find	Tender has been re-advertised		
Greater Stepmore/ Ridge phase 3	1	The contractor is on site and the project is 70% complete	The project is complete and energized	The project is complete		
Greater Nhlantlani/Goxhi II phase 3	2	The project is complete and energized	The project is complete and energized	The project is complete		
Greater Underberg with phase 3	3	Designs are complete and approved by Eskom	Designs are complete and approved by Eskom	Designs are complete and approved by Eskom	18 has been completed and energized and 6 awaiting for outages	

0000023

Project Name	Ward No.	Jan-21	Feb-21	Mar-21	Reason for Delays	Remedial Action
Greater Donnybrook phase 3	13	The project is practical complete	The project is complete awaiting for meters	The project is practical complete awaiting for meters and outages		
Greater Mijia/ Creighton phase 14	14	The project is 90% complete	The project is complete awaiting for meters	The project is practical complete awaiting for meters and outages		
Greater Sandanewe/ Masament phase 15	15	Designs are complete and approved by Eskom	The project is 60% complete	The project is practical complete awaiting for meters and outages		

Workings: Calculation of Cash Coverage Ratio 2020/2021

Municipality:	Dr Nkosazana Dlamini Zuma Municipality
Prepared by Budget Clerk:	S.Jali
Reviewed by Assistant CFO:	P.M Mtungwa
Approved by CFO:	KMB Mzimela
Date completed:	8/4/2021

Cash Coverage Ratio: Indicates the municipality's ability to meet at least its monthly fixed operating commitments without collecting any additional revenue during that month.

norm: 3 months

Calculation of Cash Coverage Ratio

Description	2020/21	
	R thousand	Final Budget
Surplus/Deficits - A8/Cash and Cash Equivalents+Investments-Commitments)		188,119
Cash/cash equivalents at the year end	219,103	
Other current investments > 90 days	0	
Non current assets - Investments	-	
Less: Application of Cash and Investments		
Unspent conditional transfers	24,051	
Unspent borrowing	-	
Other working capital requirements	-	
Other provisions	-	
Retention	6,933	
Reserves to be backed by cash/investments	-	
Fixed Operating Commitments		
Employee Related Costs	5,059	
Remuneration of councillors	966	
Operating lease(rent premises and machines etc)	-	
Contracted services	2,880	
Security Services	765	
Insurance	-	
Telephone costs	46	
Current portion of long term loan(if applicable). NB: include Finance charges	0	
Audit Fees	380	
Bank Charges	0	
Fuel and Oil	276	
Printing and Stationery	31	
Protective Clothing and Uniforms	42	
Ward committee expenses		
Other expenses	5,476	
Total Fixed Operating Commitments	15,923	
Monthly Fixed Operating Commitments	15,923	
Cash Coverage Ratio*		11.8

* Cash Coverage Ratio Formula =

$$\frac{\text{Net Cash (Cash equivalents+Investments-Commitments)}}{\text{Monthly Fixed Operating Commitments}}$$

Prepared by : S.W Jali

Date : 07-04-2021 Signature : 

Approved by :K.M.B Mzimela

Date : 07-04-2021 Signature : 

KZN436 MARCH 2021 EXPENDITURE

Item	Description	Approved Annual Budget 2020/2021	Budget Month Mar	Actual Month Mar	Budget YTD (1Mth)	Actual YTD (1Mth)	Actual YTD %
Item : Employee Related Costs - Wages							
20800	Employee Relate:Senior Managem	939,155.00	78,262.00	75,930.32	704,358.00	684,704.00	0.73
21000	Employee Relate:Senior Managem	66,126.00	5,510.00		49,590.00	-	-
21700	Employee Relate:Senior Managem	191,250.00	15,937.00	15,000.00	143,433.00	135,000.00	0.71
21900	SnrMan:Accom Travel&Incidental	100,000.00	8,333.00		74,997.00	5,723.00	0.06
25300	Employee Relate:Senior Managem	938,344.00	78,195.00	79,592.86	703,755.00	695,840.00	0.74
25500	Employee Relate:Senior Managem	54,268.00	4,522.00		40,698.00	-	-
26000	Employee Relate:Senior Managem	84,475.00	7,039.00	6,625.50	63,351.00	59,629.00	0.71
26200	Chief Financial Officer:Travel	25,500.00	2,125.00	2,000.00	19,125.00	18,000.00	0.71
26400	Employee Relate:Senior Managem	60,000.00	5,000.00		45,000.00	-	-
29800	Employee Relate:Senior Managem	951,975.00	79,331.00	78,326.76	713,979.00	704,940.00	0.74
30700	Designation:Travel or Motor Ve	133,875.00	11,156.00	10,500.00	100,404.00	94,500.00	0.71
30900	Employee Relate:Senior Managem	60,000.00	5,000.00		45,000.00	-	-
34300	Employee Relate:Senior Managem	888,422.00	74,035.00	72,676.45	666,315.00	654,088.00	0.74
34500	Employee Relate:Senior Managem	44,421.00	3,701.00		33,309.00	-	-
35200	Employee Relate:Senior Managem	50,000.00	4,166.00		37,494.00	-	-
38800	Employee Relate:Senior Managem	888,422.00	74,035.00	68,805.45	666,315.00	619,249.00	0.70
39000	Employee Relate:Senior Managem	44,421.00	3,701.00		33,309.00	68,864.00	1.55
39700	Employee Relate:Senior Managem	70,000.00	5,833.00		52,497.00	-	-
99600	Employee Relate:Municipal Staf	46,576,821.00	3,881,396.00	3,557,750.13	34,932,564.00	31,286,052.00	0.67
99800	Employee Relate:Municipal Staf	1,271,150.00	105,928.00		953,352.00	1,079,329.00	0.85
100100	Employee Relate:Municipal Staf	840,000.00	69,997.00	17,671.72	629,973.00	142,950.00	0.17
100800	Employee Relate:Municipal Staf	480,998.00	40,079.00	10,456.01	360,711.00	78,669.00	0.16
101800	Employee Relate:Municipal Staf	2,498,800.00	208,226.00		1,874,034.00	2,119,496.00	0.85
102000	Staff:Long Service Award	156,750.00	13,062.00		117,558.00	122,955.00	0.78
102300	Employee Relate:Municipal Staf	661,409.00	55,116.00	79,881.05	496,044.00	785,831.00	1.19
102900	Employee Relate:Municipal Staf	742,763.00	61,895.00	77,711.58	557,055.00	580,149.00	0.78
103000	Employee Relate:Municipal Staf	601,017.00	50,082.00	32,650.22	450,738.00	294,937.00	0.49
106400	Post-retirement Benefit:Leave	348,271.00	29,022.00		261,198.00	333,577.00	0.96
3000	Employee Related Costs - Wages	59,768,633.00	4,980,684.00	4,185,578.05	44,826,156.00	40,564,482.00	0.68
Item : Employee Related Costs - Social							
24200	Employee Relate:Senior Managem	23,057.00	1,921.00	2,032.80	17,289.00	16,724.00	0.73
24300	SnrMan:Pension Funds	169,048.00	14,087.00	12,667.20	126,783.00	69,563.00	0.41
24400	Employee Relate:Senior Managem	1,785.00	148.00	177.12	1,332.00	1,366.00	0.77
24900	Employee Relate:Senior Managem	119.00	9.00	9.90	81.00	89.00	0.75
28700	Employee Relate:Senior Managem	37,531.00	3,127.00	608.40	28,143.00	25,970.00	0.69
28900	Employee Relate:Senior Managem	1,785.00	148.00	177.12	1,332.00	1,366.00	0.77
29400	Employee Relate:Senior Managem	3,921.00	326.00	9.90	2,934.00	89.00	0.02
33400	Employee Relate:Senior Managem	1,785.00	148.00	177.12	1,332.00	1,366.00	0.77
33900	Employee Relate:Senior Managem	119.00	9.00	9.90	81.00	89.00	0.75
37900	Employee Relate:Senior Managem	3,570.00	296.00	177.12	2,664.00	1,366.00	0.38
38400	Employee Relate:Senior Managem	119.00	9.00	9.90	81.00	89.00	0.75
42900	Employee Relate:Senior Managem	119.00	9.00	9.90	81.00	89.00	0.75
103900	Employee Relate:Municipal Staf	26,714.00	2,217.00	2,138.40	19,953.00	18,843.00	0.71
104100	Employee Relate:Municipal Staf	2,910,322.00	242,518.00	251,502.64	2,182,662.00	2,081,482.00	0.72
104200	Employee Relate:Municipal Staf	6,888,488.00	574,033.00	568,379.67	5,166,297.00	4,804,086.00	0.70
104300	Employee Relate:Municipal Staf	382,334.00	31,855.00	35,788.71	286,695.00	294,047.00	0.77
3100	Employee Related Costs - Social	10,450,816.00	870,860.00	873,875.80	7,837,740.00	7,316,624.00	0.70
Item : Remuneration Of Councillors							
203500	Remuneration of:Speaker	611,815.00	50,984.00	49,904.92	458,856.00	449,144.00	0.73
203600	Remuneration of:Speaker	47,175.00	3,931.00	3,700.00	35,379.00	33,300.00	0.71
204100	Remuneration of:Speaker	91,772.00	7,647.00	7,485.73	68,823.00	67,371.00	0.73
206500	Remuneration of:Executive Mayo	764,768.00	63,730.00	62,381.08	573,570.00	561,429.00	0.73
206600	Remuneration of:Executive Mayo	47,175.00	3,931.00	3,700.00	35,379.00	33,300.00	0.71
207100	Remuneration of:Executive Mayo	114,715.00	9,559.00	9,357.16	86,031.00	84,214.00	0.73
208000	Remuneration of:Deputy Executi	611,815.00	50,984.00	49,904.92	458,856.00	449,144.00	0.73
208100	Remuneration of:Deputy Executi	47,175.00	3,931.00	3,700.00	35,379.00	33,300.00	0.71
208600	Remuneration of:Deputy Executi	91,772.00	7,647.00	7,485.73	68,823.00	67,371.00	0.73
210700	Remuneration of:Total for All	1,111,586.00	92,632.00	90,670.49	833,688.00	816,034.00	0.73
211000	Remuneration of:Total for All	6,267,394.00	522,282.00	511,222.62	4,700,538.00	4,601,003.00	0.73
211100	Remuneration of:Total for All	1,226,550.00	102,212.00	96,200.00	919,908.00	865,800.00	0.71
211600	Remuneration of:Total for All	867,398.00	72,283.00	70,752.43	650,547.00	636,771.00	0.73
3400	Remuneration Of Councillors	11,901,110.00	991,753.00	966,465.08	8,925,777.00	8,698,181.00	0.73

Item : Depreciation and asset impairment

18000	Depreciation an:Amortisation	177,230.00	14,769.00	19,263.49	132,921.00	114,062.00	0.64
18500	Depreciation an:Depreciation	834,495.00	69,541.00	79,799.78	625,869.00	621,489.00	0.74
18600	Depreciation an:Depreciation	1,054,229.00	87,852.00	128,703.73	790,668.00	1,101,151.00	1.04
19400	Depreciation an:Depreciation	1,135,279.00	94,606.00	109,068.08	851,454.00	850,578.00	0.75
19500	Depreciation an:Depreciation	2,861,474.00	238,456.00	263,169.04	2,146,104.00	2,151,714.00	0.75
19801	Deprec.: Roads- Roads	23,049,115.00	1,920,759.00	1,399,237.69	17,286,831.00	11,448,308.00	0.50
20201	Deprec.: Commun. - Halls	4,021,603.00	335,133.00	935,346.86	3,016,197.00	5,879,548.00	1.46
20300	Depreciation:Other Assets	1,618,143.00	134,845.00	110,201.09	1,213,605.00	901,645.00	0.56
3700	Depreciation and asset impairm	34,751,568.00	2,895,961.00	3,044,789.76	26,063,649.00	23,068,495.00	0.66

Item : Interest Expense - External Borrowing

200700	Interest, Divid:Interest Paid	291,489.00	24,290.00	12,879.39	218,610.00	139,075.00	0.48
3900	Interest Expense - External Bo	291,489.00	24,290.00	12,879.39	218,610.00	139,075.00	0.48

Item : Bulk Purchases

200	Bad Debts Writt:	11,059,933.00	921,661.00		8,294,949.00	-	-
4100	Bulk Purchases	11,059,933.00	921,661.00		8,294,949.00	-	-

Item Repairs and Maintenance

12000	Contracted Serv:Contractors	120,735.00	10,061.00		90,549.00	-	-
12500	Contracted Serv:Contractors	3,880,000.00	323,333.00	676,270.00	2,909,997.00	1,043,015.00	0.27
14500	Contracted Serv:Contractors	1,650,000.00	137,500.00		1,237,500.00	29,097.00	0.02
14600	Contracted Serv:Contractors	553,940.00	46,160.00	19,515.50	415,440.00	43,927.00	0.08
14700	Contracted Serv:Contractors	5,042,794.00	420,228.00	240,779.91	3,782,052.00	2,315,709.00	0.46
Item	Repairs and Maintenance	11,247,469.00	937,282.00	936,565.41	8,435,538.00	3,431,748.00	0.31

Item : Contracted Services

1500	Contracted Serv:Outsourced Ser	1,249,760.00	104,145.00		937,305.00	171,940.00	0.14
1700	Contracted Serv:Outsourced Ser	42,600.00	3,550.00		31,950.00	17,203.00	0.40
2200	Contracted Serv:Outsourced Ser	200,000.00	16,666.00	16,534.00	149,994.00	68,576.00	0.34
2700	Contracted Serv:Outsourced Ser	300,000.00	25,000.00		225,000.00	119,000.00	0.40
2900	Outsrdcd Serv:Qualification Veri	1,860.00	155.00		1,395.00	-	-
3100	Contracted Serv:Outsourced Ser	223,608.00	18,634.00		167,706.00	74,536.00	0.33
3200	Contracted Serv:Outsourced Ser	603,604.00	50,294.00	10,260.00	452,646.00	117,894.00	0.20
3400	Contracted Serv:Outsourced Ser	521,631.00	43,468.00		391,212.00	163,577.00	0.31
3500	Outsrdcd Serv:Clearing&Grass Cut	145,000.00	12,083.00		108,747.00	29,850.00	0.21
3600	Contracted Serv:Outsourced Ser	100,000.00	8,333.00		74,997.00	86,956.00	0.87
4300	Contracted Serv:Outsourced Ser	383,452.00	31,953.00		287,577.00	30,000.00	0.08
5300	Contracted Serv:Outsourced Ser	1,624,000.00	135,333.00	391,584.58	1,217,997.00	1,208,584.00	0.74
5600	Contracted Serv:Outsourced Ser	8,073,900.00	672,825.00	765,269.64	6,055,425.00	6,483,469.00	0.80
6200	Contracted Serv:Outsourced Ser	934,883.00	77,901.00		701,109.00	112,000.00	0.12
6800	Contracted Serv:Consultants an	1,615,447.00	134,619.00	8,960.00	1,211,571.00	443,221.00	0.27
7000	Contracted Serv:Consultants an	250,000.00	20,833.00	137,517.00	187,497.00	171,294.00	0.69
7500	Contracted Serv:Consultants an	40,000.00	3,332.00		29,988.00	-	-
7700	ConsServ:Occupational Health&S	52,800.00	4,400.00		39,600.00	-	-
7800	Contracted Serv:Consultants an	1,006,000.00	83,832.00	109,565.21	754,488.00	109,565.00	0.11
8000	Contracted Serv:Consultants an	130,000.00	10,833.00		97,497.00	-	-
8100	ConsServ:Qualification Verific	30,000.00	2,500.00		22,500.00	-	-
8900	Contracted Serv:Consultants an	500,200.00	41,683.00		375,147.00	88,610.00	0.18
9600	ConsServ:Inf&Plan-Electr. Eng	6,000,000.00	500,000.00	2,018,037.72	4,500,000.00	5,847,034.00	0.97
10300	Contracted Serv:Consultants an	250,000.00	20,833.00		187,497.00	-	-
10500	ConsServ:Inf&Plan-Land&Qty Sur	600,000.00	50,000.00		450,000.00	-	-
11400	Contracted Serv:Consultants an	1,777,669.00	148,137.00	101,003.67	1,333,233.00	1,022,273.00	0.58
12700	Contracted Serv:Contractors	503,039.00	41,916.00	34,780.00	377,244.00	156,765.00	0.31
13200	Contracted Serv:Contractors	700,000.00	58,333.00		524,997.00	-	-
13800	Contracted Serv:Contractors	455,000.00	37,916.00	51,750.00	341,244.00	232,785.00	0.51
15200	Contracted Serv:Contractors	22,134.00	1,844.00		16,596.00	-	-
16300	Contracted Serv:Contractors	23,285.00	1,940.00		17,460.00	-	-
4200	Contracted Services	28,359,872.00	2,363,291.00	3,645,261.82	21,269,619.00	16,755,132.00	0.59

Item : Other Expenditure

648700	OperInKind:EsKom	997,000.00	83,083.00	328,477.38	747,747.00	328,477.00	0.33
815400	Transfers and S:Operational	1,990,372.00	165,864.00	88,710.55	1,492,776.00	834,319.00	0.42
201800	Inventory Consu:Consumables	1,481,730.00	123,474.00	55,697.00	1,111,266.00	239,664.00	0.16
202000	Inventory:Finished Goods	65,735.00	5,477.00		49,293.00	29,800.00	0.45
202100	Inventory Consu:Materials and	4,347,200.00	362,265.00	102,090.00	3,260,385.00	678,451.00	0.16
213700	Operating Lease:Land	156,000.00	12,999.00	21,715.43	116,991.00	97,576.00	0.63
214300	Operational Cos:Achievements a	207,400.00	17,283.00		155,547.00	-	-
214600	Operational Cos:Advertising, P	609,000.00	50,749.00		456,741.00	71,355.00	0.12
214700	Operational Cos:Advertising, P	849,993.00	70,828.00	31,875.73	637,452.00	121,400.00	0.14
214800	Operational Cos:Advertising, P	101,493.00	8,456.00		76,104.00	2,680.00	0.03
214900	Operational Cos:Advertising, P	100,000.00	8,333.00		74,997.00	30,956.00	0.31
215000	Operational Cos:Advertising, P	341,200.00	28,433.00	116,000.00	255,897.00	116,000.00	0.34
215200	Operational Cos:Advertising, P	80,000.00	6,666.00	6,747.04	59,994.00	33,728.00	0.42
215300	Operational Cos:Advertising, P	50,000.00	4,166.00	8,637.60	37,494.00	47,244.00	0.94
215600	Operational Cos:External Audit	2,000,000.00	166,666.00	379,559.20	1,499,994.00	1,279,272.00	0.64
215800	Operational Cos:Bank Charges,	200,000.00	16,666.00	345.50	149,994.00	131,703.00	0.66
216400	Operational Cos:Bargaining Cou	855,000.00	71,250.00		641,250.00	844,193.00	0.99
216700	Operational Cos:Bursaries (Emp	200,000.00	16,666.00	33,428.00	149,994.00	187,088.00	0.94
217600	Operational Cos:Courier and De	300,000.00	25,000.00	26,538.55	225,000.00	245,510.00	0.82
217900	Operational Cos:Communication	14,665.00	1,222.00		10,998.00	3,257.00	0.22
218000	OperCost:Postage/Stamps/Franki	4,000.00	333.00	585.00	2,997.00	585.00	0.15
218500	Operational Cos:Communication	1,501,825.00	125,152.00	46,202.05	1,126,368.00	1,164,165.00	0.78
219400	Operational Cos:Deeds	9,421.00	785.00	2,338.00	7,065.00	5,831.00	0.62
219500	OperCost:Drivers Licences&Perm	12,672.00	1,056.00		9,504.00	8,500.00	0.67
220600	Operational Cos:External Compu	99,580.00	8,297.00	633.91	74,673.00	14,628.00	0.15
221200	OperCost:Ext Comp Serv-Softwar	50,000.00	4,166.00	26,780.00	37,494.00	26,780.00	0.54
221300	Operational Cos:External Compu	453,168.00	37,764.00	71,943.00	339,876.00	340,625.00	0.75
222800	Operational Cos:Insurance Unde	2,204,835.00	183,736.00		1,653,624.00	1,425,700.00	0.65
223000	Operational Cos:Learnships a	2,863,000.00	238,582.00	280,126.29	2,147,238.00	2,597,171.00	0.91
223400	Operational Cos:Licences	433,293.00	36,105.00	11,369.20	324,945.00	308,139.00	0.71
223700	Operational Cos:Municipal Serv	1,680,000.00	139,998.00	142,450.96	1,259,982.00	1,497,220.00	0.89
224000	OperCost:Registration Prof&Reg	3,000.00	250.00		2,250.00	-	-
224200	Operational Cos:Registration F	1,124,850.00	93,735.00		843,615.00	294,647.00	0.26
224700	Operational Cos:Printing, Publ	975,000.00	81,248.00	(31,089.08)	731,232.00	568,259.00	0.58
224800	Operational Cos:Professional B	108,490.00	9,038.00	4,610.32	81,342.00	40,541.00	0.37
224900	Operational Cos:Remuneration t	1,320,480.00	110,040.00	81,900.00	990,360.00	641,500.00	0.49
225300	Operational Cos:Skills Develop	917,042.00	76,414.00	49,533.62	687,726.00	374,993.00	0.41
225600	Operational Cos:Signage	208,000.00	17,333.00		155,997.00	25,600.00	0.12
225700	Operational Cos:Storage of Fil	250,000.00	20,833.00		187,497.00	-	-
226900	Operational Cos:Travel and Sub	1,639,085.00	136,585.00	36,421.61	1,229,265.00	485,418.00	0.30
227400	Operational Cos:Travel and Sub	36,400.00	3,033.00		27,297.00	-	-
227900	OperCost:Trav&Subs-Dom Air Tra	90,000.00	6,662.00		59,958.00	-	-
229300	OperCost:Trav&Subs-Foreign Air	15,000.00	1,249.00		11,241.00	-	-
229700	Operational Cos:Travel and Sub	219,106.00	18,258.00	1,428.00	164,322.00	32,272.00	0.15
229800	Operational Cos:Uniform and Pr	1,518,078.00	126,503.00	41,950.00	1,138,527.00	294,351.00	0.19
230100	Operational Cos:Wet Fuel	3,484,594.00	290,381.00	276,478.27	2,613,429.00	2,114,819.00	0.61
230200	Operational Cos:Workmen's Comp	300,000.00	25,000.00		225,000.00	-	-
230400	Operational Cos:Indigent Relie	90,000.00	7,500.00	9,000.00	67,500.00	34,923.00	0.39
230600	Operational Cos:Parking Fees	12,335.00	1,027.00	497.83	9,243.00	3,569.00	0.29
230700	Operational Cos:Seating Allowa	33,327.00	2,777.00		24,993.00	12,729.00	0.38
230800	Operational Cos:Hire Charges	1,082,054.00	90,163.00	4,960.00	811,467.00	279,388.00	0.26
4400	Other Expenditure	37,685,423.00	3,139,549.00	2,257,940.96	28,255,941.00	17,915,026.00	0.48

* End of Report: DR NDZ Municipality *

DR NKOSAZANA DLAMINI-ZUMA LOCAL MUNICIPALITY
GRANTS SUMMARY MARCH 2020-2021

GRANT NAME	Vote Number	Original Budget 2020/2021	ROLL-OVER/OPENING BALANCE	APPROVED ROLLOVER BY NATIONAL	TOTAL RECEIVED/ROLL OVER	TOTAL SPENT TO DATE	TOTAL UNSPENT TO DATE	TOTAL UNSPENT VS RECEIVED/ROLLO	TB/GL Balance	Difference
NATIONAL TREASURY GRANTS										
MIG	30311071180/1/2	26,658,000.00	-	-	26,658,000.00	16,113,009.48	10,544,990.52	10,544,990.52	10,544,990.52	-
FMG	30311070010/1/2	2,000,000.00	-	-	2,000,000.00	899,648.86	1,100,351.14	1,100,351.14	1,100,351.14	-
EWFP	30311070280/1/2	2,513,000.00	-	-	2,513,000.00	2,258,007.02	254,992.98	254,992.98	254,992.98	-
ELECTRIFICATION GRANT	30311073090/1/2	6,000,000.00	-	-	8,400,000.00	5,847,034.87	152,965.13	2,552,965.13	2,552,965.13	-
SUB-TOTAL		37,171,000.00			39,571,000.00	25,117,700.23	12,053,299.77	14,453,299.77	14,453,299.77	
KZN PROVINCIAL GRANTS										
LIBRARY SERVICE OPERATIONAL GRANT	3031107319/1/2	3,803,000.00	-	2,409,049.79	3,803,000.00	3,038,368.50	764,631.50	764,631.50	764,631.50	-
LIBRARY SERVICE CAPITAL GRANT	3031107320/1/2	-	500,000.00	500,000.00	-	1,218,365.01	1,190,684.78	1,190,684.78	1,190,684.78	-
CAPACITY BUILDING	30311073110/1/2	-	-	-	-	125,999.99	374,000.01	374,000.01	374,000.01	-
SUB-TOTAL		3,803,000.00	2,909,049.79	2,909,049.79	3,803,000.00	4,382,733.50	2,329,316.29	2,329,316.29	2,329,316.29	
OTHER										
ANTI CORRUPTION GRANT	30311073140/1/2	200,000.00	171,343.00	171,343.00	-	-	171,343.00	171,343.00	171,343.00	-
Titile Deeds Restoration Grant	30311070020/1/2	25,447,590.00	5,624,057.41	-	200,000.00	-	200,000.00	200,000.00	200,000.00	-
BHIDLA HOUSING PROJECT	30311072940/1/2	25,647,590.00	5,795,400.41	171,343.00	28,484,896.31	21,587,543.30	3,860,046.70	6,897,353.01	6,897,353.01	-
TOTAL GRANTS		66,621,590.00	8,704,450.20	3,080,392.79	72,058,896.31	51,087,977.03	18,614,005.76	24,051,312.07	24,051,312.07	

PREPARED BY:  S. Jali

DATE: 07-04-2021

APPROVED BY:  M. Ntshingwe

DATE: 07-04-2021

ANNEXURE F
DR NIKOSAZANA DLAMINI ZUMA MUNICIPALITY
INVESTMENT REGISTER 2020/2021 AS AT 31 MARCH 2021

Vote Numbers	Description	Account number	Opening balance 1-Jul-20	Invested as at 31 MARCH 2021	Withdrawals as at 31 MARCH 2021	Bank Charges	Interest capitalised	Accruals as at 31-Mar-21	Closing Balance Bank statement 31-Mar-21	Closing Balance as per Main Ledger 31-Mar-21	%
4 030 101 687 0	FNB CALL DEPOSIT	74165603518	889 631.40	-	-	-	13 203.20	-	883 224.60	883 224.60	0%
4 030 101 688 0	FNB MONEY MARKET	62008452071	2 535 160.78	30 000 000.00	(31 000 000.00)	-	48 704.74	-	1 659 866.52	1 659 866.52	1%
4 030 101 289 0	FNB CALL DEPOSIT	62544294987	5 079 216.78	284 674.62	-	(186.50)	112 014.51	-	5 455 741.71	5 455 741.71	3%
4 030 101 384 0	FNB CALL DEPOSIT	62544294736	5 318 232.85	-	(264 674.62)	(186.50)	106 273.28	-	5 159 654.51	5 159 654.51	3%
4 030 101 776 0	FNB CALL ACCOUNT	62550105011	110 232.55	-	-	(186.50)	2 312.59	-	112 371.64	112 371.64	0%
4 030 101 183 0	FNB BUSINESS MONEY MARKET	62235619197	22 757 234.40	42 535 000.00	(29 600 000.00)	-	365 698.38	-	35 756 222.78	35 756 222.78	19%
4 030 101 771 0	FNB CALL DEPOSIT	62810888935	454 856.28	20 000 000.00	(19 000 000.00)	-	5 295.84	-	459 284.13	459 284.13	0%
4 030 101 004 0	FNB FIXED DEPOSIT	74859654742	-	30 000 000.00	-	-	301 045.30	-	11 301 045.30	11 301 045.30	6%
4 030 101 002 0	FNB FIXED DEPOSIT	74859653517	-	30 000 000.00	-	-	832 844.16	-	30 832 844.16	30 832 844.16	16%
4 030 101 186 0	FNB CALL DEPOSIT	62810867119	272 191.57	-	-	(855.00)	3 147.95	-	274 484.22	274 484.22	0%
4 030 101 016 0	FNB CALL DEPOSIT	74880182643	-	55 000 000.00	(55 551 645.23)	-	551 645.23	(0.00)	(0.00)	(0.00)	0%
4 030 101 091 0	NED BANK INVESTMENT	037681088635/000016	8 481 508.28	60 484 487.04	(69 160 205.88)	-	232 213.38	-	0.00	0.00	0%
4 030 101 331 0	NED BANK INVESTMENT	037681088635/000020	13 769 730.75	-	(13 861 357.37)	-	81 626.62	-	(0.00)	(0.00)	0%
4 030 101 403 0	NED BANK INVESTMENT	037681088635/000021	13 664 217.89	-	(13 725 236.48)	-	81 021.60	-	0.00	0.00	0%
4 030 101 005 0	NED BANK INVESTMENT	037681088635/000025	-	27 537 310.00	(27 752 010.48)	-	214 700.48	-	(0.00)	(0.00)	0%
4 030 101 005 0	NED BANK INVESTMENT	037681088635/000026	-	27 752 010.48	(27 754 291.47)	-	2 280.99	-	0.00	0.00	0%
4 030 101 005 0	NED BANK INVESTMENT	037681088635/000027	-	27 754 291.47	(27 774 822.00)	-	20 530.53	-	(0.00)	(0.00)	0%
4 030 101 005 0	NED BANK INVESTMENT	037681088635/000028	-	30 000 000.00	(30 187 967.85)	-	187 967.85	-	(0.00)	(0.00)	0%
4 030 101 700 0	NED BANK INVESTMENT	037681088635/000030	-	30 187 967.85	(30 298 498.19)	-	108 511.34	-	0.00	0.00	0%
4 030 101 702 1	NED BANK INVESTMENT	037681088635/000032	-	30 441 003.64	-	-	3 419.40	-	30 441 003.64	30 441 003.64	16%
4 030 101 702 1	NED BANK INVESTMENT	037681088635/000033	-	30 000 000.00	-	-	47 638.36	-	30 000 000.00	30 000 000.00	16%
4 030 101 438 0	INVESTEC BANK	1106540634-500	45 828 093.28	46 339 084.13	(62 455 645.64)	-	188 466.53	-	(0.00)	(0.00)	0%
4 030 101 438 0	INVESTEC BANK	1106540634-450	-	56 015 691.16	(49 530 094.13)	-	484 005.78	-	10 163 612.81	10 163 612.81	5%
4 030 101 042 0	STANDARD BANK	052070336	82 667.92	-	-	(1 808.00)	428 742.35	-	80 861.92	80 861.92	0%
4 030 101 042 0	STANDARD BANK	478735995	-	60 201 287.67	(30 201 287.67)	-	428 742.35	-	30 426 742.35	30 426 742.35	16%
TOTAL			119 353 259.54	604 515 928.38	(535 262 754.42)	(4 015.50)	4 330 721.40	126 248.33	192 933 039.38	192 933 039.38	100%
4 030 104 998 2	BALANCE AS PER AFS 2019/2020 Impairment reversal		119 353 259.54								

Account	Primary account	Cash and Cash Equivalent
62026224999	25 815 130.28	
52551038989	355 263.70	
Total	126 248.33	219 103 433.36

FNB 91,820,818.66
 NED BANK 60,441,003.64
 INVESTEC 10,163,612.81
 STANDARD BANK 30,507,604.27
192,933,039.38

Prepared by: S. Jall Signature
 Date: 01-04-2021
 Approved by: P. Mtungwa Signature
 Date: _____

0000031



Transaction History

Nickname: TOA
Selected Account: 74165605518
Date: 06 Apr 2021
Available Balance: 883,224.69 CR

Date	Description	Service Fee	Amount	Balance
22 Mar 2021	INTEREST PAYMENT GENERATED		1,353.01 CR	883,224.69 CR
22 Feb 2021	INTEREST PAYMENT GENERATED		1,495.43 CR	881,871.68 CR
22 Jan 2021	INTEREST PAYMENT GENERATED		1,492.90 CR	880,376.25 CR
22 Dec 2020	INTEREST PAYMENT GENERATED		1,442.37 CR	878,883.35 CR
22 Nov 2020	INTEREST PAYMENT GENERATED		1,487.92 CR	877,440.98 CR
22 Oct 2020	INTEREST PAYMENT GENERATED		1,437.56 CR	875,953.06 CR
22 Sep 2020	INTEREST PAYMENT GENERATED		1,482.96 CR	874,515.50 CR
22 Aug 2020	INTEREST PAYMENT GENERATED		1,492.36 CR	873,032.54 CR
22 Jul 2020	INTEREST PAYMENT GENERATED		1,608.78 CR	871,540.18 CR
22 Jun 2020	INTEREST PAYMENT GENERATED		1,659.23 CR	869,931.40 CR
22 May 2020	INTEREST PAYMENT GENERATED		1,958.11 CR	868,272.17 CR
22 Apr 2020	INTEREST PAYMENT GENERATED		2,585.27 CR	866,314.06 CR
22 Mar 2020	INTEREST PAYMENT GENERATED		3,200.46 CR	863,728.79 CR
22 Feb 2020	INTEREST PAYMENT GENERATED		3,457.63 CR	860,528.33 CR
22 Jan 2020	INTEREST PAYMENT GENERATED		3,595.12 CR	857,070.70 CR
22 Dec 2019	INTEREST PAYMENT GENERATED		3,493.08 CR	853,475.58 CR
22 Nov 2019	INTEREST PAYMENT		3,594.25 CR	849,982.50 CR

0000032



how can we help you?

✉ Business Investment Desk Branch
P.O. Box 1153
Johannesburg, 2000
📧 info@fnb.co.za
🌐 fnb.co.za
Branch Code 250155
Lost Cards 087-575-9444
Account Enquiries 087-320-4321

Computer Generated Copy

Tax Invoice/Statement Number : 217

BBST217 077543
DR NKOSAZANA DLAMINI ZUMA LOCAL
MUNICIPALITY
P O BOX 62
CREIGHTON
3263
XABAN@NDZ.GOV.ZA

Customer VAT Registration Number Not Provided
Bank VAT Registration Number 4210102051
Product Money Market Investment
Account Number 62008452071
Statement Period 27 February 2021 - 31 March 2021
Statement Date 31 March 2021

Account Transactions

Date	Description	Amount	Balance	Accrued Bank Charges
Opening Balance as at 27 February 2021		ZAR	1,581,231.58 Cr	
31 Mar	Int On Credit Balance	2,633.94 Cr	1,583,865.52 Cr	
Closing Balance as at 31 March 2021		ZAR	1,583,865.52 Cr	

Please contact us within 30 days from your statement date, should you wish to query an entry on this statement (incl. card transactions done during this statement period, but not yet reflecting). Should we not hear from you, we will assume that you have received the statement and that it is correct.

Inclusive of VAT @ 15.00% = R 0.00
Total VAT Charged : R 0.00

First National Bank - a division of FirstRand Bank Limited. Registration Number 1929/001225/06.
An Authorised Financial Services and Credit Provider (NCRCP20).

On 24 July 2020, the Prime Lending Rate changed to 7.00%. This may impact the rate on any of your credit facilities.



how can we help you?

Business Investment Desk Branch
 P.O. Box 1153
 Johannesburg, 2000
 info@fnb.co.za
 fnb.co.za
 Branch Code 250155
 Lost Cards 087-575-9444
 Account Enquiries 087-320-4321

Copy Tax Invoice/Statement Number : 71

BBST71 015025
 DR NKOSAZANA DLAMINI ZUMA LOCAL
 MUNICIPALITY
 P O BOX 62
 CREIGHTON
 3263

Customer VAT Registration Number Not Provided
 Bank VAT Registration Number 4210102051
 Product Call Account
 Account Number 62544294987
 Statement Period 28 February 2021 - 31 March 2021
 Statement Date 31 March 2021

Account Transactions

Date	Description	Amount	Balance	Accrued Bank Charges
Opening Balance as at 28 February 2021		ZAR	5,443,047.34 Cr	
26 Mar	#Statement Fee	0.00	5,443,047.34 Cr	18.50
26 Mar	#Value Added Serv Fees	18.50	5,443,028.84 Cr	
31 Mar	Int On Credit Balance	12,712.87 Cr	5,455,741.71 Cr	
Closing Balance as at 31 March 2021		ZAR	5,455,741.71 Cr	

Please contact us within 30 days from your statement date, should you wish to query an entry on this statement (incl. card transactions done during this statement period, but not yet reflecting). Should we not hear from you, we will assume that you have received the statement and that it is correct.

Inclusive of VAT @ 15.00% = R 2.41 Dr
 Total VAT Charged : R 2.41 Dr

First National Bank - a division of FirstRand Bank Limited. Registration Number 1929/001225/06.
 An Authorised Financial Services and Credit Provider (NCRCP20).

On 24 July 2020, the Prime Lending Rate changed to 7.00%. This may impact the rate on any of your credit facilities.

Branch Number	Account Number	Date	DDA PB/CA/00/KYKY/MM/BS/C3/DM/N	FNMMMA
878	62544294987	21/03/21	Call Account	

0000034



how can we help you?

Business Investment Desk Branch
P.O. Box 1153
Johannesburg, 2000
info@fnb.co.za
fnb.co.za

Branch Code 250155
Lost Cards 087-575-9444
Account Enquiries 087-320-4321

Copy Tax Invoice/Statement Number : 71

BBST71 015026
DR NKOSAZANA DLAMINI ZUMA LOCAL
MUNICIPALITY
P O BOX 62
CREIGHTON
3263

Customer VAT Registration Number Not Provided
Bank VAT Registration Number 4210102051
Product Call Account
Account Number 62544297436
Statement Period 28 February 2021 - 31 March 2021
Statement Date 31 March 2021

Account Transactions

Date	Description	Amount	Balance	Accrued Bank Charges
Opening Balance as at 28 February 2021		ZAR	5,147,650.08 Cr	
26 Mar	#Statement Fee	0.00	5,147,650.08 Cr	18.50
26 Mar	#Value Added Serv Fees	18.50	5,147,631.58 Cr	
31 Mar	Int On Credit Balance	12,022.93 Cr	5,159,654.51 Cr	
Closing Balance as at 31 March 2021		ZAR	5,159,654.51 Cr	

Please contact us within 30 days from your statement date, should you wish to query an entry on this statement (incl. card transactions done during this statement period, but not yet reflecting). Should we not hear from you, we will assume that you have received the statement and that it is correct.

Inclusive of VAT @ 15.00% = R 2.41 Dr
Total VAT Charged : R 2.41 Dr

First National Bank - a division of FirstRand Bank Limited. Registration Number 1929/001225/06.
An Authorised Financial Services and Credit Provider (NCRCP20).

On 24 July 2020, the Prime Lending Rate changed to 7.00%. This may impact the rate on any of your credit facilities.

Branch Number	Account Number	Date	DDA PB/CA/00/KY/KY/MM/BS/C3/DM/N	FNMMMA
878	62544297436	21/03/31	Call Account	

0000035


FNB
 First National Bank

how can we help you?

 Business Investment Desk Branch
 P.O. Box 1153
 Johannesburg, 2000
 info@fnb.co.za
 fnb.co.za

 Branch Code 250155
 Lost Cards 087-575-9444
 Account Enquiries 087-320-4321

Copy Tax Invoice/Statement Number : 70

 BBST70 015027
 DR NKOSAZANA DLAMINI ZUMA LOCAL
 MUNICIPALITY
 BULWER COMMUNITY SERVICE CENTR
 P O BOX 62
 CREIGHTON
 3263

 Customer VAT Registration Number Not Provided
 Bank VAT Registration Number 4210102051
 Product Call Account
 Account Number 62550105011
 Statement Period 28 February 2021 - 31 March 2021
 Statement Date 31 March 2021

Account Transactions

Date	Description	Amount	Balance	Accrued Bank Charges
Opening Balance as at 28 February 2021		ZAR	112,128.26 Cr	
27 Mar	#Statement Fee	0.00	112,128.26 Cr	18.50
27 Mar	#Value Added Serv Fees	18.50	112,109.76 Cr	
31 Mar	Int On Credit Balance	261.88 Cr	112,371.64 Cr	
Closing Balance as at 31 March 2021		ZAR	112,371.64 Cr	

Please contact us within 30 days from your statement date, should you wish to query an entry on this statement (incl. card transactions done during this statement period, but not yet reflecting). Should we not hear from you, we will assume that you have received the statement and that it is correct.

 # Inclusive of VAT @ 15.00% = R 2.41 Dr
 Total VAT Charged : R 2.41 Dr

 First National Bank - a division of FirstRand Bank Limited. Registration Number 1929/001225/06.
 An Authorised Financial Services and Credit Provider (NCRCP20).

On 24 July 2020, the Prime Lending Rate changed to 7.00%. This may impact the rate on any of your credit facilities.

Branch Number	Account Number	Date	DDA PB/CA/00/KY/KY/MM/B9/C3/DM/N	FNMMMA
878	62550105011	21/03/31	Call Account	



how can we help you?

Business Investment Desk Branch
 P.O. Box 1153
 Johannesburg, 2000
 info@fnb.co.za
 fnb.co.za
 Branch Code 250155
 Lost Cards 087-575-9444
 Account Enquiries 087-320-4321

Copy Tax Invoice/Statement Number : 52

BBST52 014188
 *DR NKOSAZANA DLAMINI ZUMA LOCAL MUNICIPALITY
 P O BOX 43
 HIMEVILLE
 3256
 XABAN@NDZ.GOV.ZA

Customer VAT Registration Number Not Provided
 Bank VAT Registration Number 4210102051
 Product Money Market Investment
 Account Number 62235619197
 Statement Period 1 February 2021 - 1 March 2021
 Statement Date 1 March 2021

Account Transactions

Date	Description	Amount	Balance	Accrued Bank Charges
Opening Balance as at 1 February 2021		ZAR	21,061,187.03 Cr	
15 Feb	FNB OB Trf	FNB OB Trf 000000002 Main Account Dr Nkos	1,500,000.00	19,561,187.03 Cr
18 Feb	Int On Credit Balance		39,087.77 Cr	19,600,274.80 Cr
24 Feb	FNB OB Trf	FNB OB Trf 000000003 Main Account Dr Nkos	4,000,000.00	15,600,274.80 Cr
01 Mar	FNB OB Trf	FNB OB Trf Main Account Dr Nkos	3,000,000.00 Cr	18,600,274.80 Cr
Closing Balance as at 1 March 2021		ZAR	18,600,274.80 Cr	

Please contact us within 30 days from your statement date, should you wish to query an entry on this statement (incl. card transactions done during this statement period, but not yet reflecting). Should we not hear from you, we will assume that you have received the statement and that it is correct.

Inclusive of VAT @ 15.00% = R 0.00
 Total VAT Charged : R 0.00

First National Bank - a division of FirstRand Bank Limited. Registration Number 1929/001225/06.
 An Authorised Financial Services and Credit Provider (NCRCP20).

On 24 July 2020, the Prime Lending Rate changed to 7.00%. This may impact the rate on any of your credit facilities.

Branch Number	Account Number	Date	DDA CE/CA/00/KY/KY/NA/B9/M6/DM/N	FNMA
878	62235619197	21/03/01	Money Market Investment	

0000037



how can we help you?

✉ Business Investment Desk Branch
P.O. Box 1153
Johannesburg, 2000
✉ info@fnb.co.za
🌐 fnb.co.za
Branch Code 250155
Lost Cards 087-575-9444
Account Enquiries 087-320-4321

Computer Generated Copy

Tax Invoice/Statement Number : 53

BBST53 003129
*DR NKOSAZANA DLAMINI ZUMA LOCAL MUNICIPALITY
P O BOX 43
HIMEVILLE
3256
XABAN@NDZ.GOV.ZA

Customer VAT Registration Number Not Provided
Bank VAT Registration Number 4210102051
Product Money Market Investment
Account Number 62235619197
Statement Period 1 March 2021 - 1 April 2021
Statement Date 1 April 2021

Account Transactions

Date	Description	Amount	Balance	Accrued Bank Charges
Opening Balance as at 1 March 2021		ZAR	18,600,274.60 Cr	
03 Mar	FNB OB Trf			
	FNB OB Trf 000000004 Main Account Dr Nkos	3,500,000.00	15,100,274.80 Cr	
04 Mar	FNB OB Trf			
	FNB OB Trf 000000005 Main Account Dr Nkos	2,100,000.00	13,000,274.80 Cr	
15 Mar	FNB OB Trf			
	FNB OB Trf 000000006 Main Account Dr Nkos	4,000,000.00	9,000,274.80 Cr	
18 Mar	FNB OB Trf			
	FNB OB Trf Main Account Dr Nkos			
18 Mar	Int On Credit Balance	33,535,000.00 Cr	42,535,274.80 Cr	
24 Mar	FNB OB Trf			
	FNB OB Trf 000000007 Main Account Dr Nkos	22,947.98 Cr	42,558,222.78 Cr	
24 Mar	FNB OB Trf			
	FNB OB Trf 000000008 Main Account Dr Nkos	3,800,000.00	38,758,222.78 Cr	
		3,000,000.00	35,758,222.78 Cr	
Closing Balance as at 1 April 2021		ZAR	35,758,222.78 Cr	

Please contact us within 30 days from your statement date, should you wish to query an entry on this statement (incl. card transactions done during this statement period, but not yet reflecting). Should we not hear from you, we will assume that you have received the statement and that it is correct.

Inclusive of VAT @ 15.00% = R 0.00
Total VAT Charged : R 0.00

First National Bank - a division of FirstRand Bank Limited. Registration Number 1929/001225/06.
An Authorised Financial Services and Credit Provider (NCRCP20).

On 24 July 2020, the Prime Lending Rate changed to 7.00%. This may impact the rate on any of your credit facilities.



how can we help you?

BBST22 020704
 *DR NKOSAZANA DLAMINI ZUMA LOCAL
 TITLE DEED HOUSING ACCOUNT
 P O BOX 62
 CREIGHTON
 3263
 MTUNGWAP@NDZ.GOV.ZA

 Commercial Account Services Customers

P O Box 1153
 Johannesburg 2000

Street Address 4 First Place, 6th Floor, Bankcity

info@fnb.co.za

fnb.co.za

(087) 575-9479

(087) 575-9479

Lost Cards 0800-11-01-32

Account Enquiries 011 352 5601

Branch Code 210554

Officer Code One MAN01

Officer Code Two SUP01

Bank VAT Registration Number : 4210102051
 Customer VAT Registration Number : Not Provided

PUBLIC SECTOR CHEQUE ACCOUNT : 62810888935

Copy Tax Invoice/Statement Number : 22

Statement Date : 31 March 2021
 Previous Statement Date : 28 February 2021

Updated Terms and Conditions

Your transactional account terms and conditions have been amended. You may access the updated terms and conditions on our website.

Bank Charges		Statement Balances		Interest Rates	
Service Fee Rate	48.44 / 48.44 / 48.44	Opening Balance	458,831.18 Cr	Credit Rate	1.50%
		Closing Balance	459,264.13 Cr	Debit Rate	10.00%

Please contact us within 30 days from your statement date, should you wish to query an entry on this statement (incl. card transactions done during this statement period, but not yet reflecting). Should we not hear from you, we will assume that you have received the statement and that it is correct.

Inclusive of VAT @ 15.00% = R 12.39 Dr
 Total VAT Charged : R 12.39 Dr

PUBLIC SECTOR CHEQUE ACCOUNT : 62810888935

ZAR

Date	Description	Reference	Amount	Fee	Internal use
09 Mar	Bank Charges - Service Charges				
	#Service Fees		95.00 Dr		1 dda208
09 Mar	Interest				
	62810888935		527.97 Cr		2 dda208

62810888935 Final balance as at end

28 February 2021	458,831.16 Cr
9 March 2021	459,264.13 Cr

Turnover for Statement Period

No. Credit Transactions: 1	527.97 Cr
No. Debit Transactions: 1	95.00 Dr

First National Bank - a division of FirstRand Bank Limited. Registration Number 1929/001225/06.
 An Authorised Financial Services and Credit Provider (NCRCP20).

Branch Number	Account Number	Date	DDA D1/AV/2E/XR/XR/RK/PEL/T/W/B/N	FNFCO
8208	62810888935	21/03/21	Public Sector Cheque Account	

0000039



how can we help you?

33632
 *DR NKOSAZANA DLAMINI ZUMA LOCAL
 P O BOX 62
 CREIGHTON
 3263

Business Investment Desk Branch
 1 First Place, Mezzanine Fl, Bank City
 P.O. Box 1153
 Johannesburg, 2000
 e-Mail ipp@fnb.co.za
 Web fnb.co.za
 Branch Code 00878

Tax Invoice/Statement Number 9

Customer VAT Reg. No. Not Provided
 Bank VAT Reg. No. 4210102051
 Product Fixed Deposits
 Account Number 74859954742
 Statement Period 28 February 2021 to 31 March 2021

Fixed Interest Rate 3.90% per annum
 Investment Period 31 Days
 Maturity Date 16 April 2021

Date	Description	Amount	Balance
	Opening Balance as at 28 February 2021	ZAR	11 276 456.45 Cr
16 Mar 2021	Interest payment generated	24 588.85 Cr	11 301 045.30 Cr
	Closing Balance as at 31 March 2021	ZAR	11 301 045.30 Cr

If there is an entry on your statement you wish to query, please contact your nearest FNB branch or FNB Telephone Banking Enquiries at 087 320 4321 as soon as possible, preferably within 30 days, in order that it may be investigated.

First National Bank - a Division of FirstRand Bank Limited. Reg No. 1929/001225/06.
 An Authorised Financial Services and Credit Provider (NCRCP20).

The VAT rate has increased from 14% to 15% from 1 April 2018.

# Inclusive of VAT @ 15.00%	
Total VAT included on this statement	R0.00
Total Bank Charges	R0.00



how can we help you?

33633
 *DR NKOSAZANA DLAMINI ZUMA LOCAL
 P O BOX 62
 CREIGHTON
 3263

Business Investment Desk Branch
 1 First Place, Mezzanine Fl, Bank City
 P.O. Box 1153
 Johannesburg, 2000
 e-Mail ipp@fnb.co.za
 Web fnb.co.za
 Branch Code 00878

Tax Invoice/Statement Number 9

Customer VAT Reg. No. Not Provided
 Bank VAT Reg. No. 4210102051
 Product Fixed Deposits
 Account Number 74859955617
 Statement Period 01 March 2021 to 31 March 2021

Fixed Interest Rate 3.90% per annum
 Investment Period 31 Days
 Maturity Date 23 April 2021

Date	Description	Amount	Balance
Opening Balance as at 01 March 2021		ZAR	30 736 390.17 Cr
02 Mar 2021	Interest payment generated	3 191.53 Cr	30 739 581.70 Cr
23 Mar 2021	Interest payment generated	67 029.14 Cr	30 806 610.84 Cr
31 Mar 2021	Interest payment generated	26 333.32 Cr	30 832 944.16 Cr
Closing Balance as at 31 March 2021		ZAR	30 832 944.16 Cr ^

If there is an entry on your statement you wish to query, please contact your nearest FNB branch or FNB Telephone Banking Enquiries at 087 320 4321 as soon as possible, preferably within 30 days, in order that it may be investigated.

First National Bank - a Division of FirstRand Bank Limited. Reg No. 1929/001225/06.
 An Authorised Financial Services and Credit Provider (NCRCP20).

The VAT rate has increased from 14% to 15% from 1 April 2018.

# Inclusive of VAT @ 15.00%	
Total VAT included on this statement	R0.00
Total Bank Charges	R0.00

0000041


FNB
 First National Bank

how can we help you?

 Commercial Account Services Customers

 P O Box 1153
 Johannesburg 2000
 4 First Place, 6th Floor, Bankcity

Street Address
 info@fnb.co.za

 fnb.co.za

 (087) 575-9479

 (087) 575-9479

Lost Cards 0800-11-01-32

Account Enquiries 011 352 5601

Branch Code 210554

Officer Code One MAN01

Officer Code Two SUP01

 Computer Generated Copy Tax Invoice
 BBST22 020703

*DR NKOSAZANA DLAMINI ZUMA LOCAL

*BHIDLA RURAL HOUSING PROJECT

P O BOX 62

CREIGHTON

3263

MTUNGWAP@NDZ.GOV.ZA

 Bank VAT Registration Number : 4210102051
 Customer VAT Registration Number : Not Provided
PUBLIC SECTOR CHEQUE ACCOUNT : 62810887119

Tax Invoice/Statement Number : 22

Statement Date : 31 March 2021

Previous Statement Date : 28 February 2021

Updated Terms and Conditions

Your transactional account terms and conditions have been amended. You may access the updated terms and conditions on our website.

Bank Charges		Statement Balances		Interest Rates	
Service Fee Rate	48.44 / 48.44 / 48.44	Opening Balance	274,263.63 Cr	Credit Rate	1.50%
		Closing Balance	274,484.22 Cr	Debit Rate	10.00%

Please contact us within 30 days from your statement date, should you wish to query an entry on this statement (inci. card transactions done during this statement period, but not yet reflecting). Should we not hear from you, we will assume that you have received the statement and that it is correct.

 # Inclusive of VAT @ 15.00% = R 12.39 Dr
 Total VAT Charged : R 12.39 Dr
PUBLIC SECTOR CHEQUE ACCOUNT : 62810887119

ZAR

Date	Description	Reference	Amount	Fee	Internal use
09 Mar	Bank Charges - Service Charges				
	#Service Fees		95.00 Dr		1 dda208
09 Mar	Interest				
	62810887119		315.59 Cr		2 dda208

62810887119 Final balance as at end

28 February 2021	274,263.63 Cr
9 March 2021	274,484.22 Cr

Turnover for Statement Period

No. Credit Transactions: 1	315.59 Cr
No. Debit Transactions: 1	95.00 Dr

 First National Bank - a division of FirstRand Bank Limited. Registration Number 1929/001225/06.
 An Authorised Financial Services and Credit Provider (NCRCP20).



how can we help you?

20422
 *DR NKOSAZANA DLAMINI ZUMA LOCAL
 P O BOX 62
 CREIGHTON
 3263

Business Investment Desk Branch
 1 First Place, Mezzanine Fl, Bank City
 P.O. Box 1153
 Johannesburg, 2000
 e-Mail ipp@fnb.co.za
 Web fnb.co.za
 Branch Code 00878

Tax Invoice/Statement Number 4

Customer VAT Reg. No. Not Provided
 Bank VAT Reg. No. 4210102051
 Product Fixed Deposits
 Account Number 74880182643
 Statement Period 28 February 2021 to 29 March 2021

Fixed Interest Rate 2.75% per annum
 Investment Period 5 Days
 Maturity Date 30 March 2021

Date	Description	Amount	Balance
Opening Balance as at 28 February 2021		ZAR	55 404 776.85 Cr
18 Mar 2021	Partial payout at renewal 62085824269	30 000 000.00	25 404 776.85
18 Mar 2021	Interest payment generated	120 812.77 Cr	25 525 589.62
25 Mar 2021	Interest payment generated	18 357.44 Cr	25 543 947.06
29 Mar 2021	Interest payment generated	7 698.17 Cr	25 551 645.23
29 Mar 2021	Early red	25 551 645.23	0.00
Closing Balance as at 29 March 2021		ZAR	0.00 1

If there is an entry on your statement you wish to query, please contact your nearest FNB branch or FNB Telephone Banking Enquiries at 087 320 4321 as soon as possible, preferably within 30 days, in order that it may be investigated.

First National Bank - a Division of FirstRand Bank Limited. Reg No. 1929/001225/06.
 An Authorised Financial Services and Credit Provider (NCRCP20).

The VAT rate has increased from 14% to 15% from 1 April 2018.

Inclusive of VAT @ 15.00%
 Total VAT included on this statement R0.00
 Total Bank Charges R0.00

0000043



STATEMENT

003001000000000378810986351503212



THE INVESTMENT MANAGER
DR NKOSAZANA DLAMINI ZUMA MUNICIPALITY
P O BOX 62
CREIGHTON
UMZINTO
3263

Branch	Domestic Treasury
Account Number	03/7881098635/000018
Date	15 March 2021
Statement Period	28 February 2021 to 15 March 2021
Type of Investment	Call Deposit
Statement Frequency	Month End

NEDBANK CONTACT DETAILS

Business Banking	Nedbank Head Office, 135 Rivonia Road, Sandown, Sandton, 2196, South Africa 0860 115 060 business@nedbank.co.za
------------------	--

Based on the interest rates agreed between you and Nedbank, as well as the calculated balances, the applicable rate will be applied daily rounded to two decimals, based on the third digit after the decimal.

Transaction Date	Description and additional information	Movement	Rate	Days	Accrued interest	Amount
2021-02-28	Opening Balance				17 536.68	30 388 499.44
2021-03-15	Int Accrued On R30 388 499.44 From 2021-03-01 To 2021-03-14		3,0000	14	34 967.52	30 388 499.44
2021-03-15	Withdrawal	-30 388 499.44				0.00
2021-03-15	Int Paid				-52 504.20	0.00
2021-03-15	Closing Balance					0.00

Yours sincerely

NEDBANK LIMITED

This statement is electronically generated and requires no signature by Nedbank Limited.

Please examine this statement soonest. If no error is reported within 30 days after receipt, the statement will be considered as being correct.

Please note that month-end statements include transactions up to and including the last day of the month as well as interest transactions for the first day of the next month.

The investment is subject to the terms and conditions for investment accounts, available at

<https://www.nedbank.co.za/content/nedbank/desktop/gt/en/corporates/investing/corporate-and-institutional-investments.html>

This communication is produced and transmitted electronically. While we have taken all reasonable steps to ensure the accuracy, integrity and confidentiality of the information, Nedbank Limited will not be liable if the information contained in this communication is corrupted, inaccurate or fails to reach its intended destination. The information in this communication is confidential and intended solely for the addressee and may also be privileged or exempt from disclosure under applicable law. If you are not the addressee, or have received this email in error, please notify the sender immediately, delete it from your system and do not copy, disclose or otherwise act on any part of this communication. You should also treat any pages attached to this communication in line with the disclaimer.

Nedbank Limited Reg No 1951/000009/06, VAT Reg No 4320116074, Nedbank 135 Rivonia Campus, 135 Rivonia Road, Sandown, Sandton, 2196, South Africa.

Directors: V Naidoo (Chairman) MWT Brown (Chief Executive) HR Brody BA Dames NP Dongwana EM Kruger RAG Leith PM Makwana Prof T Marwala L Makalima
Dr MA Matoane MH Davis (Chief Financial Officer) MC Nkuhlu (Chief Operating Officer) S Subramoney IG Williamson
Company Secretary: J Katzin 01.10.2020



STATEMENT

003001000000000378810986351503212

THE INVESTMENT MANAGER
DR NKOSAZANA DLAMINI ZUMA MUNICIPALITY
P O BOX 62
CREIGHTON
UMZINTO
3263

Branch	Domestic Treasury
Account Number	03/7881098635/000032
Date	15 March 2021
Statement Period	15 March 2021 to 15 March 2021
Due Date	17 May 2021
Period	63 days
Type of Investment	Fixed Deposit
Statement Frequency	Month End

NEDBANK CONTACT DETAILS

Business Banking	Nedbank Head Office, 135 Rivonia Road, Sandown, Sandton, 2196, South Africa 0860 115 060 business@nedbank.co.za
------------------	--

The interest rate for your investment, as agreed between you and Nedbank, is calculated to six decimals and rounded to two decimals for the full investment term.
The calculation for interim statements is the same and, as a result, the interest you see on interim statements may differ from the interest for the full investment term.

Transaction Date	Description and additional information	Movement	Rate	Days	Accrued interest	Amount
2021-03-15	Opening Balance				0.0	0.0
2021-03-15	New Investment	30 441 003.64	4,1000			30 441 003.64
2021-03-15	Int Accrued On R30 441 003.64 From 2021-03-15 To 2021-03-15		4,1000	1	3 419.40	30 441 003.64
2021-03-15	Closing Balance				3 419.40	30 441 003.64

Yours sincerely
NEDBANK LIMITED

This statement is electronically generated and requires no signature by Nedbank Limited.
Please examine this statement soonest. If no error is reported within 30 days after receipt, the statement will be considered as being correct.
Please note that month-end statements include transactions up to and including the last day of the month as well as interest transactions for the first day of the next month.

The investment is subject to the terms and conditions for investment accounts, available at <https://www.nedbank.co.za/content/nedbank/desktop/gt/en/corporates/investing/corporate-and-institutional-investments.html>
This communication is produced and transmitted electronically. While we have taken all reasonable steps to ensure the accuracy, integrity and confidentiality of the information, Nedbank Limited will not be liable if the information contained in this communication is corrupted, inaccurate or fails to reach its intended destination. The information in this communication is confidential and intended solely for the addressee and may also be privileged or exempt from disclosure under applicable law. If you are not the addressee, or have received this email in error, please notify the sender immediately, delete it from your system and do not copy, disclose or otherwise act on any part of this communication. You should also treat any pages attached to this communication in line with the disclaimer.

Nedbank Limited Reg No 1951/000009/06, VAT Reg No 4320116074, Nedbank 135 Rivonia Campus, 135 Rivonia Road, Sandown, Sandton, 2196, South Africa.

Directors: V Naidoo (Chairman) MWT Brown (Chief Executive) HR Brody BA Dames NP Dongwana EM Kruger RAG Leith PM Makwana Prof T Marwala L Makalima
Dr MA Matoane MH Davis (Chief Financial Officer) MC Nkuhlu (Chief Operating Officer) S Subramoney IG Williamson
Company Secretary: J Katzin 01.10.2020



STATEMENT

003001000000000378810986353103212



THE INVESTMENT MANAGER
DR NKOSAZANA DLAMINI ZUMA MUNICIPALITY
P O BOX 62
CREIGHTON
UMZINTO
3263

Branch	Domestic Treasury
Account Number	03/7881098635/000033
Date	31 March 2021
Statement Period	19 March 2021 to 31 March 2021
Due Date	19 April 2021
Period	32 days
Type of Investment	Fixed Deposit
Statement Frequency	Month End

NEDBANK CONTACT DETAILS

Business Banking	Nedbank Head Office, 135 Rivonia Road, Sandown, Sandton, 2196, South Africa 0860 115 060 business@nedbank.co.za
------------------	--

The interest rate for your investment, as agreed between you and Nedbank, is calculated to six decimals and rounded to two decimals for the full investment term.

The calculation for interim statements is the same and, as a result, the interest you see on interim statements may differ from the interest for the full investment term.

Transaction Date	Description and additional information	Movement	Rate	Days	Accrued interest	Amount
2021-03-19	Opening Balance				3 402.74	30 000 000.00
2021-03-31	Int Accrued On R30 000 000.00 From 2021-03-19 To 2021-03-31		4,1400	13	44 235.62	30 000 000.00
2021-03-31	Closing Balance				47 638.36	30 000 000.00

Yours sincerely
NEDBANK LIMITED

This statement is electronically generated and requires no signature by Nedbank Limited.
Please examine this statement soonest. If no error is reported within 30 days after receipt, the statement will be considered as being correct.
Please note that month-end statements include transactions up to and including the last day of the month as well as interest transactions for the first day of the next month.

The investment is subject to the terms and conditions for investment accounts, available at <https://www.nedbank.co.za/content/nedbank/desktop/gt/en/corporates/investing/corporate-and-institutional-investments.html>
This communication is produced and transmitted electronically. While we have taken all reasonable steps to ensure the accuracy, integrity and confidentiality of the information, Nedbank Limited will not be liable if the information contained in this communication is corrupted, inaccurate or fails to reach its intended destination. The information in this communication is confidential and intended solely for the addressee and may also be privileged or exempt from disclosure under applicable law. If you are not the addressee, or have received this email in error, please notify the sender immediately, delete it from your system and do not copy, disclose or otherwise act on any part of this communication. You should also treat any pages attached to this communication in line with the disclaimer.

Nedbank Limited Reg No 1951/000009/06, VAT Reg No 4320116074, Nedbank 135 Rivonia Campus, 135 Rivonia Road, Sandown, Sandton, 2196, South Africa.

Directors: V Naidoo (Chairman) MWT Brown (Chief Executive) HR Brody BA Dames NP Dongwana EM Kruger RAG Leith PM Makwana Prof T Marwala L Makalima
Dr MA Matooane MH Davis (Chief Financial Officer) MC Nkuhlu (Chief Operating Officer) S Subramoney IG Williamson
Company Secretary: J Katzin 01.10.2020

0000046

Out of the Ordinary®



Investec Specialist Bank

1 APR 2021

100 Grayston Drive
Sandton, 2186

Investec Bank Limited

100 Grayston Drive Sandown Sandton 2196
PO Box 785700 Sandton 2146 South Africa
T +27 (0) 11 286 7000 F +27 (0) 11 286 9555
www.investec.co.zaDr Nkosazana Dlamini Zuma Local Municipality
PO Box 62
Creighton
3263

ACCOUNT STATEMENT

Tax invoice number
Investec VAT number

Page 1 of 1

21000007
4620124729Statement date 31 Mar 2021
Statement period 01 Mar - 31 Mar 2021
Currency South African RandAccount number
Account type
Branch code
Electronic account number1100540834450
Fixed Deposit
580105
50011313277

Opening balance deal summary

Reference	Deal amount	Start	End	Rate %
DA 10510708	0.00	17DEC2020	23MAR2021	3.61

Date	Description	Amount	Capital		Rate%	Days	Interest	
			Balance	Balance			Amount	Balance
1MAR2021	OPENING BALANCE			10,132,642.34CR				
23MAR2021	Fixed Dep Maturity INT PD ON MATURITY 22,047.52CR DA 10510708	10,132,642.34DR		0.00				
24MAR2021	Fixed Deposit DA 10587144	10,155,621.87CR	10,155,621.87CR					
24MAR2021	INTEREST ADVISED DA 10587144				3.59CR	8	7,990.94CR	7,990.94CR
31MAR2021	CLOSING BALANCE		10,155,621.87CR				ACCRUED	7,990.94CR
31MAR2021	INTEREST ACCRUED	7,990.94CR						
	CLOSING BALANCE INCLUDING INTEREST		10,163,612.81CR					

The product limit for Business Top 5 and MoneyFund Tracker for Business has changed to R25 million per product. Any questions? Please contact your consultant.

Investec Specialist Bank, a division of Investec Bank Limited registration number 1969/004763/06. Investec Specialist Bank is committed to the Code of Banking Practice as regulated by the Ombudsman for Banking Services. A registered credit provider registration number NCRCP9.



Product
BUSINESS CURRENT ACCOUNT

Statement period 2021-03-01 to 2021-03-31

Account preferred centre PIETERMARITZBURG

Customer contact centre 0860 123 000

Address
MAIN STREET
CREIGHTON
CREIGHTON
3263



Internet www.standardbank.co.za

Page 1 of 1

Date 01 April 2021

Time 11:38

Account identification

Name of account DR NKOSAZANA DLAMINI ZUMA MUNI

Account number 052070336

Transaction details

Post date (YYYY-MM-DD)	Transaction description	Fee	Payments	Deposits	Balance
	Opening Balance				R 80,861.92
2021-03-01	FREE PROVISIONAL STATEMENT AT 12H32 IPC-MAINTAIN 2			R 0.00	R 80,861.92
2021-03-01	MONTHLY MANAGEMENT FEE ACC 052070336		R -100.00		R 80,861.92
2021-03-31	Balance brought forward				R 80,861.92

These fees include VAT at the applicable prevailing rate in accordance with the VAT Act.

Your account information

Statement summary

Payments	R 100.00
Deposits	R 0.00
Fee	R 0.00

Your full transaction record is available on your account statement. The balance could change if there are transactions that still need to be processed.

Please consider the clause that follows carefully as it limits the bank's liability and constitutes an assumption of risk by you.

Please check that all transactions on this statement are correct and tell the bank if there are any mistakes within 60 days of the date of this statement, after which, we will consider this statement to be correct.



Public Sector Service Unit

To Whom It May Concern:

Date:
2021-03-10

Tel No:
010 249 8028

Ref:
478735995-004

Re: Confirmation of Standard Bank account

Herewith confirmation that the Dr Nkosazana Dlamini Zuma Municipality conducts a Fixed Deposit Investment Account with the Standard Bank of South Africa Limited.

Account Name : Dr Nkosazana Dlamini Zuma Municipality
 Account Number : 478735995-004
 Account Type : Fixed Deposit Investment Account
 Start Date of Investment : 2021-03-09
 Branch Code : 040727
 Standard Bank Branch : Msunduzi
 Interest Rate : 4.100%
 Amount Invested : R 30 426 742,35
 Maturity Date : 2021-05-10
 Tenor : 62 days

We trust that this meets with your requirements. In need, please do not hesitate to contact, Yogani Subramanien on +27 33 387 9955 or Sicelo Ndwane on +27 33 328 3237.

This Letter or your reliance on same does not give rise to any obligation or liability on the part of the Bank and/or its officials.

Yours sincerely
 Name Rabodiki Mabitsela
 Title Service Analyst
 Branch Public Sector
 Telephone +27 (0)10 249 8028

Disclosure

Standard Bank of South Africa Limited (SBSA) is a juristic representative of Standard Bank South Africa Limited and is authorized in terms of a written mandate to render intermediary services on transactional and investment products. The Standard Bank of South Africa Limited is an authorised financial services and registered credit provider. Please note I am an employed representative of The Standard Bank of South Africa Limited and licensed to render intermediary services on transactional and investment products being offered, under the juristic representative agreement.

Disclaimer

Whilst care has been taken in compiling this letter, Standard Bank makes no representations or warrant (expressed or implied) about the accuracy, or completeness of the information contained herein for any purpose. Standard Bank, its employees or agents accept no liability to any part for any loss, damage or costs however arising, whether directly or indirectly arising from any action or decision taken as a result of any person relying on or otherwise using this document or arising from any omission from it.

The Standard Bank of South Africa Limited (Reg. No. 1962/000738/06) Authorised financial services provider and registered credit provider (NCRCP15)

Directors: TS Gcabashe (Chairman) L Fuzile* (Chief Executive) PLH Cook A Daehnke* MA Erasmus1 GJ Fraser-Moleketi Xueqing Guan2 GMB Kennealy JH Maree
 NNA Matyumza KD Moroka NMC Nyembezi ML Oduor-Otieno3 AC Parker
 ANA Peterside CON4 MJD Ruck SK Tshabalala* JM Vice Lubin Wang2

Company Secretary: Z Stephen - 22/02/2021

*Executive Director 1British 2Chinese 3Kenyan 4Nigerian

ACCOUNT ANALYSIS

Account preferred centre : MSUNDUZI 2021-04-01 11:39
 Customer controlling centre : PBB:KZN MSUNDUZI BC
 Account name : DR NKOSAZANA DLAMINI
 Account number : 478735995 Serial number : 604
 Product : FIXED DEPOSIT

Book Balance:	30,426,742.35	Date Last Active:	20
Retrospective Bal:	30,426,742.35	Date Opened:	20
Int./Profit Due:	78,609.36	Original Issue Date:	20
Int./Indicative Prof Accrued:	75,191.57	Maturity Date:	20
Int./Profit Paid Tax:	0.00	Accrual Date:	20
Int./Prof Last Paid:			
Int./Prof Next Paid:	2021-05-10		
Date Last Deposit:	2021-03-09		
Renew Date:	2021-05-10		
Period:	2 Months 1 Days		
Int./Indicative Prof. Rate:	04.100	Renew Period:	21
Int./Profit Cycle:	AT MATURITY		
Non-Res Interest/Profit Last paid:	-51,683.78		
Non-Res Interest/Profit Tax:	0.00		
Non-Res Interest/Profit Tax YTD:	0.00		
Capital Disposal:	DEPOSIT DISPOSAL SUSPENSE ACC.		
Account Branch & Number:	000000 0000000000 000		
To (Name):			
Int./Profit Disposal:	DEPOSIT DISPOSAL SUSPENSE ACC.		
Account Branch & Number:	000000 0000000000 000		
To (Name):			
Date Last Statement:			
Statement Balance:	0.00		
Statement Number:			
Number of Copies:			
Despatch Method:	COLLECT		
Statement Cycle:			
Date Next Statement:			
Int./Profit Paid Change:			

Status:
 AUTOBANK LINKED ACCOUNT



how can we help you?

0000050

Underberg
P O Box 219
Underberg 3257
Branch Code 221025

Customer VAT Registration Number : Not Provided
Bank VAT Registration Number : 4210102051

Copy Tax Invoice/Statement Number : 2579

Statement Period : 30 March 2021 to 31 March 2021
Statement Date : 31 March 2021

B5ST2579 237516
*DR NKOSAZANA DLAMINI ZUMA LOCAL
MUNICIPALITY
P O BOX 62
CREIGHTON
3263
MTUNGWAP@NDZ.GOV.ZA

Public Sector Cheque Account 62026224999

Summary in Rand

ZAR

Opening Balance		35,832,874.52 Cr
Funds Received (Credits)	123	1,676,216.42 Cr
Cash Deposits	5	12,868.00 Cr
Other Deposits	0	0.00
Inter-Account Transfers In	0	0.00
Electronic Payments Received	118	1,663,348.42 Cr
Funds Used (Debits)	155	11,693,960.66 Dr
Cash Withdrawals (Branch)	0	0.00
Cash Withdrawals (Other)	0	0.00
Cheques Processed (Non Cash)	0	0.00
Debit Orders/Scheduled Payments	2	206,096.50 Dr
Account Payments	153	11,487,864.16 Dr
Inter-Account Transfers Out	0	0.00
Card Purchases (Swipes)	0	0.00
Fuel Purchases	0	0.00
Bank Charges	0	0.00
Service Fees	0	0.00
Cash Deposit Fees	0	0.00
Cash Handling Fees	0	0.00
Other Fees	0	0.00
Other Entries		
Interest on Credit Balance	0	0.00
Interest on Debit Balance	0	0.00
Inward Unpaid Items	0	0.00
Unpaid Cheques and Debits	0	0.00
Refunds/Adjustments	0	0.00
Closing Balance		25,815,130.28 Cr
Overdraft Limit		0.00

Contact us

Web	fnb.co.za
Lost Cards	087-575-9406
Account Enquiries	087-736-2247
Fraud	087-311-8607

Updated Terms and Conditions: Your transactional account terms and conditions have been updated. You can access the updated terms and conditions on our website.

Debit Interest Rates (Non NCA)
Prime Linked = 10.00%

Your account is currently on the Pay-As-You-Use pricing option. For more information, please Contact Us or visit our website.

Branch Number	Account Number	Date	DDA DB/AV/ZE/XR/XR/RK/PE/L7/WB/N	FNBUS
887	62026224999	21/03/31	Public Sector Cheque Account	

0000051

PUBLIC SECTOR CHEQUE ACCOUNT: 62026224999

Tax Invoice/Statement Number : 2579

Date	Description	Amount	Balance	Accrued Bank Charges
31 Mar	Magtape Credit			
	Ndzlm 300049	1,500.00 Cr	24,665,048.13 Cr	
31 Mar	Magtape Credit			
	ABSA Bank Kwas 238185 King	1,512.87 Cr	24,666,561.00 Cr	
31 Mar	Magtape Credit			
	Cashfocus Kwasani 123015	1,571.31 Cr	24,668,132.31 Cr	
31 Mar	Magtape Credit			
	ABSA Bank Ndzlm 173685	1,571.67 Cr	24,669,703.98 Cr	
31 Mar	Magtape Credit			
	Ndzlm 30062133	1,572.00 Cr	24,671,275.98 Cr	
31 Mar	Magtape Credit			
	Ndzlm-194725	1,612.05 Cr	24,672,888.03 Cr	
31 Mar	Magtape Credit			
	262085	1,668.90 Cr	24,674,556.93 Cr	
31 Mar	Magtape Credit			
	Ndzlm-107485	1,686.70 Cr	24,676,243.63 Cr	
31 Mar	Magtape Credit			
	131165	1,700.01 Cr	24,677,943.64 Cr	
31 Mar	Magtape Credit			
	Ndzlm 233985	1,767.67 Cr	24,679,711.31 Cr	
31 Mar	Magtape Credit			
	30060090	1,800.00 Cr	24,681,511.31 Cr	
31 Mar	Magtape Credit			
	71705	1,800.00 Cr	24,683,311.31 Cr	
31 Mar	Magtape Credit			
	Kwas 144905	1,883.30 Cr	24,685,194.61 Cr	
31 Mar	Magtape Credit			
	Kwas 178795	2,000.00 Cr	24,687,194.61 Cr	
31 Mar	Magtape Credit			
	Investecpbkwas 225125	2,000.00 Cr	24,689,194.61 Cr	
31 Mar	Magtape Credit			
	Ndzlm76955	2,013.05 Cr	24,691,208.26 Cr	
31 Mar	Magtape Credit			
	Kwas 254305	2,043.50 Cr	24,693,251.76 Cr	
31 Mar	Magtape Credit			
	Investecpbkwas 225125	2,050.00 Cr	24,695,301.76 Cr	
31 Mar	Magtape Credit			
	Ndzlm-194745	2,353.20 Cr	24,697,654.96 Cr	
31 Mar	Magtape Credit			
	ABSA Bank 26115	3,000.00 Cr	24,700,654.96 Cr	
31 Mar	Magtape Credit			
	30055522	3,047.30 Cr	24,703,702.26 Cr	
31 Mar	Magtape Credit			
	Ndzlm-136745	4,632.80 Cr	24,708,335.06 Cr	
31 Mar	Magtape Credit			
	Ndzlm-152335	5,486.05 Cr	24,713,821.11 Cr	
31 Mar	Magtape Credit			
	Ndzlm-136735	6,432.75 Cr	24,720,253.86 Cr	
31 Mar	Magtape Credit			
	107225/Hofman	7,214.09 Cr	24,727,467.95 Cr	
31 Mar	Magtape Credit			
	Telkomsa Telkom Soc Ltd	10,526.92 Cr	24,737,994.87 Cr	
31 Mar	Magtape Credit			
	Ndzlm-246015	13,098.80 Cr	24,751,093.67 Cr	
31 Mar	Magtape Credit			
	Kznhuman Q29-dbno:001126646	1,273,295.61 Cr	26,024,389.28 Cr	
31 Mar	Card Merchant			
	Speedpoint 000000000082151	3,162.50	26,021,226.78 Cr	
31 Mar	Magtape Debit			
	Vodacom 0357957468 C8002921	498.25	26,020,818.53 Cr	19.00
31 Mar	Magtape Debit			
	Vodacom 0357625211 G0001088	205,688.25	25,815,130.28 Cr	19.00
Closing Balance			25,815,130.28 Cr	

Please contact us within 30 days from your statement date, should you wish to query an entry on this statement (incl. card transactions done during this statement period, but not yet reflecting). Should we not hear from you, we will assume that you have received the statement and that it is correct.

Inclusive of VAT @ 15.00% = R 0.00
Total VAT Charged : R 0.00

First National Bank - a division of FirstRand Bank Limited. Registration Number 1929/001225/06.
An Authorised Financial Services and Credit Provider (NCRCP20).

On 24 July 2020, the Prime Lending Rate changed to 7.00%. This may impact the rate on any of your credit facilities.

Page 7 of 7

Delivery Method E1 R05
EN/DA/NV/DDA DB
867

Branch Number	Account Number	Date	DDA DB/AV/2E/XR/XR/RK/PE/L7/WB/N	FNBUS
887	62026224999	21/03/31	Public Sector Cheque Account	

707192

0000052



how can we help you?

☒ Ixopo
P O Box 2
Ixopo 3276
Branch Code 220223

Customer VAT Registration Number : Not Provided
Bank VAT Registration Number : 4210102051

Copy Tax Invoice/Statement Number : 433

Statement Period : 1 March 2021 to 1 April 2021
Statement Date : 1 April 2021

BBST433 014080
DR NKOSAZANA DLAMINI ZUMA
MUNICIPALITY
P O BOX 62
CREIGHTON
3263
MTUNGWAP@NDZ.GOV.ZA

Public Sector Cheque Account 52551036969

Summary in Rand

ZAR

Opening Balance		347,647.10 Cr
Funds Received (Credits)	6	7,544.48 Cr
Cash Deposits	0	0.00
Other Deposits	0	0.00
Inter-Account Transfers In	0	0.00
Electronic Payments Received	6	7,544.48 Cr
Funds Used (Debits)	1	280.68 Dr
Cash Withdrawals (Branch)	0	0.00
Cash Withdrawals (Other)	0	0.00
Cheques Processed (Non Cash)	0	0.00
Debit Orders/Scheduled Payments	1	280.68 Dr
Account Payments	0	0.00
Inter-Account Transfers Out	0	0.00
Card Purchases (Swipes)	0	0.00
Fuel Purchases	0	0.00
Bank Charges	2	97.00 Dr
Service Fees	2	97.00 Dr
Cash Deposit Fees	0	0.00
Cash Handling Fees	0	0.00
Other Fees	0	0.00
Other Entries		
Interest on Credit Balance	1	449.80 Cr
Interest on Debit Balance	0	0.00
Inward Unpaid Items	0	0.00
Unpaid Cheques and Debits	0	0.00
Refunds/Adjustments	0	0.00
Closing Balance		355,263.70 Cr
Overdraft Limit		0.00

Contact us

● Web	fnb.co.za
☒ Lost Cards	087-575-9406
☒ Account Enquiries	087-736-2247
☒ Fraud	087-311-8607

Updated Terms and Conditions: Your transactional account terms and conditions have been updated. You can access the updated terms and conditions on our website.

Debit Interest Rates (Non NCA)
Prime Linked = 10.00%

Your account is currently on the Pay-As-You-Use pricing option. For more information, please Contact Us or visit our website.

Branch Number	Account Number	Date	DDA DB/0V/2E/XR/XR/RK/PE/L7/WB/N	FNBUS
255	52551036969	21/04/01	Public Sector Cheque Account	

0000053

PUBLIC SECTOR CHEQUE ACCOUNT: 52551036969

Tax Invoice/Statement Number : 43

Date	Description	Amount	Balance	Accrued Bank Charges
Opening Balance			347,647.10 Cr	
03 Mar	Magtape Credit			
	Wozaniberga/C 20118	114.25 Cr	347,761.35 Cr	
03 Mar	Magtape Credit			
	Wozaniberga/C 15815	454.92 Cr	348,216.27 Cr	
03 Mar	Magtape Credit			
	Wozanibergcredighton	520.38 Cr	348,736.65 Cr	
08 Mar	Magtape Credit			
	lec	5,885.76 Cr	354,622.41 Cr	
13 Mar	Magtape Debit			
	Sasfin Cr R000105676	280.68	354,341.73 Cr	19.00
31 Mar	Magtape Credit			
	Wozaniberga/C 20118	114.25 Cr	354,455.98 Cr	
31 Mar	Magtape Credit			
	Wozaniberga/C 15815	454.92 Cr	354,910.90 Cr	
31 Mar	Int On Credit Balance			
		449.80 Cr	355,360.70 Cr	
31 Mar	#Monthly Account Fee			
		78.00	355,282.70 Cr	
31 Mar	#Service Fees			
		19.00	355,263.70 Cr	
Closing Balance			355,263.70 Cr	

Please contact us within 30 days from your statement date, should you wish to query an entry on this statement (incl. card transactions done during this statement period, but not yet reflecting). Should we not hear from you, we will assume that you have received the statement and that it is correct.

Inclusive of VAT @ 15.00% = R 12.65 Dr
 Total VAT Charged : R 12.65 Dr

First National Bank - a division of FirstRand Bank Limited. Registration Number 1929/001225/06. An Authorised Financial Services and Credit Provider (NCRCP20).

On 24 July 2020, the Prime Lending Rate changed to 7.00%. This may impact the rate on any of your credit facilities.

Branch Number	Account Number	Date	DDA DB/BV/2E/XR/XR/KJPE/L7/WBN	FNBUS
255	52551036969	21/04/01	Public Sector Cheque Account	

Municipal In-year reports & supporting tables

mSCOA Version 6.4

[Click for Instructions!](#)[Accountability](#)[Transparency](#)[Information &
service delivery](#)**national treasury**Department
National Treasury
REPUBLIC OF SOUTH AFRICA**Contact details:**

Budget submission enquiries:

Elsabé Rossouw

National Treasury

Tel: (012) 315-5534

Electronic documents: lgdocuments@treasury.gov.za

Preparation Instructions

Municipality Name: KZN436 Dr Nkosazana Dlamini Zuma

CFO Name: KMB Mzimela

Tel: 039 833 1038 Fax: 039 833 1539

E-Mail: cfo@ndz.gov.za

Reporting period: M09 March

MTREF: 2020

Budget Year: 2020/21

Does this municipality have Entities? No

If YES: Identify type of report: M09 March

Name Votes & Sub-Votes

Printing Instructions

Showing / Hiding Columns

Hide Reference columns on all sheets

Hide Pre-audit columns on all sheets

Showing / Clearing Highlights

Clear Highlights on all sheets

Importants documents which provide essential assistance

[MFMA Budget Circular 2011/12](#) [Click to view](#)[MBRR Budget Formats Guide](#) [Click to view](#)[Dummy Budget Guide](#) [Click to view](#)[Funding Compliance Guide](#) [Click to view](#)[MFMA Return Forms](#) [Click to view](#)

Organisational Structure Votes	Complete Votes & Sub-Votes	Select Org. Structure
Vote 1 - Municipal Manager and Council	1.1 Municipal Manager and Council	1.1 Municipal Manager and Council
Vote 2 - Council Services	2.1 Internal Audit	2.1 Internal Audit
Vote 3 - Community Services	3.1 (Name of sub-vote)	
Vote 4 - Planning and Development	4.1 (Name of sub-vote)	
Vote 5 - NAME OF VOTE 5	5.1 (Name of sub-vote)	
Vote 6 - NAME OF VOTE 6	6.1 (Name of sub-vote)	
Vote 7 - NAME OF VOTE 7	7.1 (Name of sub-vote)	
Vote 8 - NAME OF VOTE 8	8.1 (Name of sub-vote)	
Vote 9 - NAME OF VOTE 9	9.1 (Name of sub-vote)	
Vote 10 - NAME OF VOTE 10	10.1 (Name of sub-vote)	
Vote 11 - NAME OF VOTE 11	11.1 (Name of sub-vote)	
Vote 12 - NAME OF VOTE 12	12.1 (Name of sub-vote)	
Vote 13 - NAME OF VOTE 13	13.1 (Name of sub-vote)	
Vote 14 - NAME OF VOTE 14	14.1 (Name of sub-vote)	
Vote 15 - NAME OF VOTE 15	15.1 (Name of sub-vote)	
Vote 16 - NAME OF VOTE 16	16.1 (Name of sub-vote)	
Vote 17 - NAME OF VOTE 17	17.1 (Name of sub-vote)	
Vote 18 - NAME OF VOTE 18	18.1 (Name of sub-vote)	
Vote 19 - NAME OF VOTE 19	19.1 (Name of sub-vote)	
Vote 20 - NAME OF VOTE 20	20.1 (Name of sub-vote)	
Vote 21 - NAME OF VOTE 21	21.1 (Name of sub-vote)	
Vote 22 - NAME OF VOTE 22	22.1 (Name of sub-vote)	
Vote 23 - NAME OF VOTE 23	23.1 (Name of sub-vote)	
Vote 24 - NAME OF VOTE 24	24.1 (Name of sub-vote)	
Vote 25 - NAME OF VOTE 25	25.1 (Name of sub-vote)	
Vote 26 - NAME OF VOTE 26	26.1 (Name of sub-vote)	
Vote 27 - NAME OF VOTE 27	27.1 (Name of sub-vote)	
Vote 28 - NAME OF VOTE 28	28.1 (Name of sub-vote)	
Vote 29 - NAME OF VOTE 29	29.1 (Name of sub-vote)	
Vote 30 - NAME OF VOTE 30	30.1 (Name of sub-vote)	
Vote 31 - NAME OF VOTE 31	31.1 (Name of sub-vote)	
Vote 32 - NAME OF VOTE 32	32.1 (Name of sub-vote)	
Vote 33 - NAME OF VOTE 33	33.1 (Name of sub-vote)	
Vote 34 - NAME OF VOTE 34	34.1 (Name of sub-vote)	
Vote 35 - NAME OF VOTE 35	35.1 (Name of sub-vote)	
Vote 36 - NAME OF VOTE 36	36.1 (Name of sub-vote)	
Vote 37 - NAME OF VOTE 37	37.1 (Name of sub-vote)	
Vote 38 - NAME OF VOTE 38	38.1 (Name of sub-vote)	
Vote 39 - NAME OF VOTE 39	39.1 (Name of sub-vote)	
Vote 40 - NAME OF VOTE 40	40.1 (Name of sub-vote)	
Vote 41 - NAME OF VOTE 41	41.1 (Name of sub-vote)	
Vote 42 - NAME OF VOTE 42	42.1 (Name of sub-vote)	
Vote 43 - NAME OF VOTE 43	43.1 (Name of sub-vote)	
Vote 44 - NAME OF VOTE 44	44.1 (Name of sub-vote)	
Vote 45 - NAME OF VOTE 45	45.1 (Name of sub-vote)	
Vote 46 - NAME OF VOTE 46	46.1 (Name of sub-vote)	
Vote 47 - NAME OF VOTE 47	47.1 (Name of sub-vote)	
Vote 48 - NAME OF VOTE 48	48.1 (Name of sub-vote)	
Vote 49 - NAME OF VOTE 49	49.1 (Name of sub-vote)	
Vote 50 - NAME OF VOTE 50	50.1 (Name of sub-vote)	
Vote 51 - NAME OF VOTE 51	51.1 (Name of sub-vote)	
Vote 52 - NAME OF VOTE 52	52.1 (Name of sub-vote)	
Vote 53 - NAME OF VOTE 53	53.1 (Name of sub-vote)	
Vote 54 - NAME OF VOTE 54	54.1 (Name of sub-vote)	
Vote 55 - NAME OF VOTE 55	55.1 (Name of sub-vote)	
Vote 56 - NAME OF VOTE 56	56.1 (Name of sub-vote)	
Vote 57 - NAME OF VOTE 57	57.1 (Name of sub-vote)	
Vote 58 - NAME OF VOTE 58	58.1 (Name of sub-vote)	
Vote 59 - NAME OF VOTE 59	59.1 (Name of sub-vote)	
Vote 60 - NAME OF VOTE 60	60.1 (Name of sub-vote)	
Vote 61 - NAME OF VOTE 61	61.1 (Name of sub-vote)	
Vote 62 - NAME OF VOTE 62	62.1 (Name of sub-vote)	
Vote 63 - NAME OF VOTE 63	63.1 (Name of sub-vote)	
Vote 64 - NAME OF VOTE 64	64.1 (Name of sub-vote)	
Vote 65 - NAME OF VOTE 65	65.1 (Name of sub-vote)	
Vote 66 - NAME OF VOTE 66	66.1 (Name of sub-vote)	
Vote 67 - NAME OF VOTE 67	67.1 (Name of sub-vote)	
Vote 68 - NAME OF VOTE 68	68.1 (Name of sub-vote)	
Vote 69 - NAME OF VOTE 69	69.1 (Name of sub-vote)	
Vote 70 - NAME OF VOTE 70	70.1 (Name of sub-vote)	
Vote 71 - NAME OF VOTE 71	71.1 (Name of sub-vote)	
Vote 72 - NAME OF VOTE 72	72.1 (Name of sub-vote)	
Vote 73 - NAME OF VOTE 73	73.1 (Name of sub-vote)	
Vote 74 - NAME OF VOTE 74	74.1 (Name of sub-vote)	
Vote 75 - NAME OF VOTE 75	75.1 (Name of sub-vote)	
Vote 76 - NAME OF VOTE 76	76.1 (Name of sub-vote)	
Vote 77 - NAME OF VOTE 77	77.1 (Name of sub-vote)	
Vote 78 - NAME OF VOTE 78	78.1 (Name of sub-vote)	
Vote 79 - NAME OF VOTE 79	79.1 (Name of sub-vote)	
Vote 80 - NAME OF VOTE 80	80.1 (Name of sub-vote)	
Vote 81 - NAME OF VOTE 81	81.1 (Name of sub-vote)	
Vote 82 - NAME OF VOTE 82	82.1 (Name of sub-vote)	
Vote 83 - NAME OF VOTE 83	83.1 (Name of sub-vote)	
Vote 84 - NAME OF VOTE 84	84.1 (Name of sub-vote)	
Vote 85 - NAME OF VOTE 85	85.1 (Name of sub-vote)	
Vote 86 - NAME OF VOTE 86	86.1 (Name of sub-vote)	
Vote 87 - NAME OF VOTE 87	87.1 (Name of sub-vote)	
Vote 88 - NAME OF VOTE 88	88.1 (Name of sub-vote)	
Vote 89 - NAME OF VOTE 89	89.1 (Name of sub-vote)	
Vote 90 - NAME OF VOTE 90	90.1 (Name of sub-vote)	
Vote 91 - NAME OF VOTE 91	91.1 (Name of sub-vote)	
Vote 92 - NAME OF VOTE 92	92.1 (Name of sub-vote)	
Vote 93 - NAME OF VOTE 93	93.1 (Name of sub-vote)	
Vote 94 - NAME OF VOTE 94	94.1 (Name of sub-vote)	
Vote 95 - NAME OF VOTE 95	95.1 (Name of sub-vote)	
Vote 96 - NAME OF VOTE 96	96.1 (Name of sub-vote)	
Vote 97 - NAME OF VOTE 97	97.1 (Name of sub-vote)	
Vote 98 - NAME OF VOTE 98	98.1 (Name of sub-vote)	
Vote 99 - NAME OF VOTE 99	99.1 (Name of sub-vote)	
Vote 100 - NAME OF VOTE 100	100.1 (Name of sub-vote)	

KZN436 Dr Nkosazana Dlamini Zuma - Contact Information

A. GENERAL INFORMATION	
Municipality	KZN436 Dr Nkosazana Dlamini Zuma
Grade	3
Province	KZN KWAZULU-NATAL
Web Address	www.ndz.gov.za
E-mail Address	mailbox@ndz.gov.za
B. CONTACT INFORMATION	
Postal address:	
P.O. Box	PO BOX 62
City / Town	Creighton
Postal Code	3263
Street address	
Building	DR Nkosazana Dlamini Zuma Municipality
Street No. & Name	Creighton Main Road
City / Town	Creighton
Postal Code	3263
General Contacts	
Telephone number	039 833 1038
Fax number	039 833 1539
C. POLITICAL LEADERSHIP	
Speaker:	
ID Number	771215 5474 086
Title	Mr
Name	Mduduzi B Banda
Telephone number	039 833 1038
Cell number	063 680 2628
Fax number	039 833 1539
E-mail address	speaker@ndz.gov.za / mduduzi.banda02@gmail.com
Secretary/PA to the Speaker:	
ID Number	890430 0332 082
Title	Ms
Name	N Dlamini
Telephone number	039 833 1038
Cell number	082 777 8903
Fax number	039 833 1539
E-mail address	dlaminin@ndz.gov.za
Mayor/Executive Mayor:	
ID Number	690612 0827 086
Title	Ms
Name	Patricia N Mncwabe
Telephone number	039 833 1038
Cell number	082 898 6642
Fax number	039 833 1539
E-mail address	mncwaben@ndz.gov.za
Secretary/PA to the Mayor/Executive Mayor:	
ID Number	870622 0444 081
Title	Ms
Name	A Hlongwane
Telephone number	039 833 1038
Cell number	082 777 8071
Fax number	039 833 1539
E-mail address	hlongwane@ndz.gov.za
Deputy Mayor/Executive Mayor:	
ID Number	830404 5720 081
Title	Mr
Name	Phlani P Shange
Telephone number	039 833 1038
Cell number	082 418 7076
Fax number	039 833 1539
E-mail address	deputymayor@ndz.gov.za / phlani.sh@cloud.com
Secretary/PA to the Deputy Mayor/Executive Mayor:	
ID Number	930109 0607 089
Title	Ms
Name	S Zondi
Telephone number	039 833 1038
Cell number	078 652 8888
Fax number	039 833 1539
E-mail address	zondibs@ndz.gov.za
D. MANAGEMENT LEADERSHIP	
Municipal Manager:	
ID Number	690127 5582 081
Title	Mr
Name	NC Vezzi
Telephone number	039 833 1038
Cell number	073 976 6662
Fax number	039 833 1539
E-mail address	vezzi@ndz.gov.za
Secretary/PA to the Municipal Manager:	
ID Number	880713 0737 083
Title	Ms
Name	Sphumalele Mbatha
Telephone number	039 833 1038
Cell number	060 993 2867
Fax number	039 833 1539
E-mail address	mbathas@ndz.gov.za
Chief Financial Officer	
ID Number	840531 5489 081
Title	Mr
Name	KMB Mzimela
Telephone number	039 833 1038
Cell number	060 544 5411
Fax number	039 833 1539
E-mail address	cfo@ndz.gov.za
Secretary/PA to the Chief Financial Officer	
ID Number	870304 0833 080
Title	Ms
Name	P Mbele
Telephone number	039 833 1038
Cell number	071 304 1194
Fax number	039 833 1539
E-mail address	mbelep@ndz.gov.za
Official responsible for submitting financial information	
ID Number	810926 5730 086
Title	Mr
Name	Phillip Mtungwa
Telephone number	039 833 1038
Cell number	071 484 1593
Fax number	039 833 1539
E-mail address	mtungwap@ndz.gov.za
Official responsible for submitting financial information	
ID Number	841016 0917 087
Title	Ms
Name	Nokuthula Khuboni
Telephone number	039 833 1038
Cell number	072 770 0153
Fax number	039 833 1539
E-mail address	khubonin@ndz.gov.za
Official responsible for submitting financial information	
ID Number	851124 5421 084
Title	Mr
Name	Sbusiso Jali
Telephone number	039 833 1038
Cell number	079 309 2105
Fax number	039 833 1539
E-mail address	jalis@ndz.gov.za
Official responsible for submitting financial information	
ID Number	960105 5456 087
Title	Mr
Name	Lebo Molefe
Telephone number	039 833 1038
Cell number	079 124 8472
Fax number	039 833 1539
E-mail address	molefel@ndz.gov.za

KZN436 Dr Nkosazana Dlamini Zuma - Table C1 Monthly Budget Statement Summary - M09 March

Description	2019/20	Budget Year 2020/21							
	Audited Outcome	Original Budget	Adjusted Budget	Monthly actual	YearTD actual	YearTD budget	YTD variance	YTD variance %	Full Year Forecast
R thousands									
Financial Performance									
Property rates	33,001	34,425	28,649	2,888	25,821	21,487	4,334	20%	28,649
Service charges	3,423	3,608	3,893	297	2,664	2,920	(256)	-9%	3,893
Investment revenue	8,172	8,090	6,100	471	4,391	4,575	(184)	-4%	6,100
Transfers and subsidies	135,794	143,638	168,944	34,145	166,079	126,708	39,371	31%	168,944
Other own revenue	14,291	14,221	7,547	757	6,722	5,660	1,062	19%	7,547
Total Revenue (excluding capital transfers and contributions)	194,682	203,982	215,134	38,537	205,678	161,350	44,327	27%	215,134
Employee costs	58,124	70,219	70,219	5,059	47,881	52,664	(4,783)	-9%	70,219
Remuneration of Councillors	11,598	11,901	11,901	966	8,698	8,926	(228)	-3%	11,901
Depreciation & asset impairment	27,481	41,625	34,752	3,045	23,068	26,064	(2,995)	-11%	34,752
Finance charges	177	291	291	13	139	219	(80)	-36%	291
Materials and bulk purchases	1,986	3,998	5,895	158	948	4,421	(3,473)	-79%	5,895
Transfers and subsidies	1,496	1,990	2,987	417	1,163	2,241	(1,078)	-48%	2,987
Other expenditure	68,784	73,251	79,471	6,265	35,991	59,595	(23,603)	-40%	79,471
Total Expenditure	169,646	203,276	205,516	15,923	117,889	154,128	(36,239)	-24%	205,516
Surplus/(Deficit)	25,036	706	9,617	22,614	87,789	7,222	80,566	1116%	9,617
Transfers and subsidies - capital (monetary allocation)	31,240	26,989	29,067	14,728	17,331	21,800	(4,469)	-20%	29,067
Contributions & Contributed assets	-	-	-	-	-	-	-	-	-
Surplus/(Deficit) after capital transfers & contributions	56,276	27,695	38,684	37,342	105,120	29,022	78,096	262%	38,684
Share of surplus/ (deficit) of associate	-	-	-	-	-	-	-	-	-
Surplus/ (Deficit) for the year	56,276	27,695	38,684	37,342	105,120	29,022	78,096	262%	38,684
Capital expenditure & funds sources									
Capital expenditure	77,287	101,077	119,608	6,573	33,050	89,706	(56,656)	-63%	119,608
Capital transfers recognised	33,643	27,074	29,067	12,807	15,110	21,800	(6,690)	-31%	29,067
Public contributions & donations	-	-	-	-	-	-	-	-	-
Borrowing	-	-	-	-	-	-	-	-	-
Internally generated funds	44,242	74,003	90,541	(6,235)	17,939	67,905	(49,966)	-74%	90,541
Total sources of capital funds	77,885	101,077	119,608	6,573	33,050	89,706	(56,656)	-63%	119,608
Financial position									
Total current assets	188,551	96,446	116,681		260,982				116,681
Total non current assets	403,715	503,685	515,170		441,295				515,170
Total current liabilities	52,324	51,123	53,225		57,215				53,225
Total non current liabilities	18,212	17,397	18,212		18,212				18,212
Community wealth/Equity	521,730	531,610	560,414		521,730				560,414
Cash flows									
Net cash from (used) operating	70,742	66,006	72,429	40,433	267,742	(294,617)	(562,359)	191%	(382,823)
Net cash from (used) investing	(69,072)	(92,496)	(118,408)	-	(1,959)	(88,806)	(66,847)	98%	(118,408)
Net cash from (used) financing	847	(678)	(370)	-	-	-	-	-	-
Cash/cash equivalents at the month/year end	124,203	62,183	77,855	-	389,987	(259,219)	(649,206)	250%	(387,027)
Debtors & creditors analysis									
	0-30 Days	31-60 Days	61-90 Days	91-120 Days	121-150 Dys	151-180 Dys	181 Dys-1 Yr	Over 1Yr	Total
Debtors Age Analysis									
Total By Income Source	(2,593)	2,153	1,885	1,717	65,523	-	-	-	68,684
Creditors Age Analysis									
Total Creditors	-	-	-	-	-	-	-	-	-

KZN436 Dr Nkosazana Dlamini Zuma - Table C2 Monthly Budget Statement - Financial Performance (functional classification) - M09 March

Description	Ref	2019/20	Budget Year 2020/21							Full Year Forecast
		Audited Outcome	Original Budget	Adjusted Budget	Monthly actual	YearTD actual	YearTD budget	YTD variance	YTD variance %	
R thousands	1									
Revenue - Functional										
Governance and administration		180,758	191,341	202,564	37,711	196,333	151,923	44,410	29%	202,564
Executive and council		-	-	-	-	-	-	-	-	-
Finance and administration		180,758	191,341	202,564	37,711	196,333	151,923	44,410	29%	202,564
Internal audit		-	-	-	-	-	-	-	-	-
Community and public safety		11,307	6,397	7,949	1,575	4,812	5,962	(1,150)	-19%	7,949
Community and social services		10,051	3,804	6,213	1,530	4,258	4,660	(402)	-9%	6,213
Sport and recreation		95	-	-	-	-	-	-	-	-
Public safety		1,161	2,154	1,536	44	554	1,152	(598)	-52%	1,536
Housing		-	439	200	-	-	150	(150)	-100%	200
Health		-	-	-	-	-	-	-	-	-
Economic and environmental services		30,434	29,825	29,784	13,683	19,200	22,346	(3,146)	-14%	29,784
Planning and development		112	123	623	172	236	467	(231)	-49%	623
Road transport		30,322	29,502	29,171	13,511	18,963	21,878	(2,915)	-13%	29,171
Environmental protection		-	-	-	-	-	-	-	-	-
Trading services		3,423	3,608	3,893	297	2,664	2,920	(256)	-9%	3,893
Energy sources		-	-	-	-	-	-	-	-	-
Water management		-	-	-	-	-	-	-	-	-
Waste water management		-	-	-	-	-	-	-	-	-
Waste management		3,423	3,608	3,893	297	2,664	2,920	(256)	-9%	3,893
Other	4	-	-	-	-	-	-	-	-	-
Total Revenue - Functional	2	225,922	230,971	244,201	53,266	223,009	183,150	39,859	22%	244,201
Expenditure - Functional										
Governance and administration		100,303	125,209	119,938	6,483	69,599	89,945	(20,346)	-23%	119,938
Executive and council		20,136	22,265	22,519	1,668	14,869	16,889	(2,020)	-12%	22,519
Finance and administration		79,042	101,411	95,715	6,590	53,852	71,778	(17,926)	-25%	95,715
Internal audit		1,125	1,532	1,704	225	878	1,278	(400)	-31%	1,704
Community and public safety		21,512	27,265	27,485	2,020	16,081	20,589	(4,517)	-22%	27,485
Community and social services		11,524	16,336	16,711	877	8,359	12,533	(4,174)	-33%	16,711
Sport and recreation		205	-	-	10	103	-	103	#DIV/0!	-
Public safety		9,525	10,169	9,981	1,111	7,355	7,486	(130)	-2%	9,981
Housing		258	760	521	21	234	390	(157)	-40%	521
Health		-	-	252	-	30	189	(159)	-84%	252
Economic and environmental services		27,633	39,982	39,848	2,429	19,333	29,885	(10,553)	-35%	39,848
Planning and development		6,714	17,661	17,406	1,165	4,841	13,054	(8,213)	-63%	17,406
Road transport		20,919	22,320	22,442	1,264	14,492	16,831	(2,339)	-14%	22,442
Environmental protection		-	-	-	-	-	-	-	-	-
Trading services		18,431	6,711	13,511	2,846	11,343	10,133	1,210	12%	13,511
Energy sources		13,611	-	6,000	2,018	5,847	4,500	1,347	30%	6,000
Water management		-	-	-	-	-	-	-	-	-
Waste water management		-	-	-	-	-	-	-	-	-
Waste management		4,820	6,711	7,511	828	5,496	5,633	(137)	-2%	7,511
Other		1,788	4,110	4,755	145	1,533	3,566	(2,034)	-57%	4,755
Total Expenditure - Functional	3	169,646	203,276	205,516	15,923	117,889	154,128	(36,239)	-24%	205,516
Surplus/ (Deficit) for the year		56,276	27,695	38,684	37,342	105,120	29,022	76,098	262%	38,684

References

- Government Finance Statistics Functions and Sub-functions are standardised to assist the compilation of national and international accounts for comparison purposes
- Total Revenue by functional classification must reconcile to Total Operating Revenue shown in the Financial Performance Statement
- Total Expenditure by functional classification must reconcile to total operating expenditure shown in Financial Performance Statement
- All amounts must be classified under a functional classification (modified GFS). The GFS function 'Other' is only for Abattoirs, Air Transport, Licensing and Regulation, Markets and Tourism - and if used must be supported by footnotes. Nothing else may be placed under 'Other'. Assign associate share to relevant classification

KZN436 Dr Nkosazana Dlamini Zuma - Table C2 Monthly Budget Statement - Financial Performance (functional classification) - M09 March

Description	Ref	Budget Year 2020/21								Full Year Forecast
		2019/20 Audited Outcome	Original Budget	Adjusted Budget	Monthly actual	YearTD actual	YearTD budget	YTD variance	YTD variance %	
Revenue - Functional	1									
<i>Municipal governance and administration</i>		180,758	191,341	202,564	37,711	196,333	151,923	44,410	29%	202,564
Executive and council		-	-	-	-	-	-	-	-	-
Mayor and Council		-	-	-	-	-	-	-	-	-
Municipal Manager, Town Secretary and Chief Executive		-	-	-	-	-	-	-	-	-
Finance and administration		180,758	191,341	202,564	37,711	196,333	151,923	44,410	0	202,564
Administrative and Corporate Support		20	-	-	-	-	-	-	-	-
Asset Management		-	-	-	-	-	-	-	-	-
Finance		180,738	191,236	202,460	37,711	196,333	151,845	44,488	0	202,490
Fleet Management		-	-	-	-	-	-	-	-	-
Human Resources		-	105	105	-	-	78	(78)	(0)	105
Valuation Service		-	-	-	-	-	-	-	-	-
Internal audit		-	-	-	-	-	-	-	-	-
Governance Function		-	-	-	-	-	-	-	-	-
Community and social services		11,307	6,387	7,948	1,576	4,812	5,962	(1,150)	(0)	7,948
Community and social services		10,951	3,804	6,213	1,530	4,258	4,680	(402)	(0)	6,213
Child Care Facilities		-	-	-	-	-	-	-	-	-
Community Halls and Facilities		28	-	-	-	-	-	-	-	-
Languages Policy		-	-	-	-	-	-	-	-	-
Libraries and Archives		7,746	3,804	6,213	1,530	4,258	4,660	(402)	(0)	6,213
Literacy Programmes		-	-	-	-	-	-	-	-	-
Media Services		-	-	-	-	-	-	-	-	-
Museums and Art Galleries		-	-	-	-	-	-	-	-	-
Population Development		2,275	-	-	-	-	-	-	-	-
Provincial Cultural Matters		-	-	-	-	-	-	-	-	-
Theatres		-	-	-	-	-	-	-	-	-
Zoo's		-	-	-	-	-	-	-	-	-
Sport and recreation		95	-	-	-	-	-	-	-	-
Beaches and Jetties		-	-	-	-	-	-	-	-	-
Casinos, Racino, Gambling, Wagering		-	-	-	-	-	-	-	-	-
Community Parks (including Nurseries)		-	-	-	-	-	-	-	-	-
Recreational Facilities		-	-	-	-	-	-	-	-	-
Sports Grounds and Stadiums		95	-	-	-	-	-	-	-	-
Public safety		1,161	2,154	1,536	44	554	1,152	(598)	(0)	1,536
Civil Defence		-	-	-	-	-	-	-	-	-
Cleaning		-	-	-	-	-	-	-	-	-
Control of Public Nuisances		-	-	-	-	-	-	-	-	-
Fencing and Fences		-	-	-	-	-	-	-	-	-
Fire Fighting and Protection		745	745	-	-	-	-	-	-	-
Licensing and Control of Animals		-	-	-	-	-	-	-	-	-
Police Forces, Traffic and Street Parking Control		416	1,409	1,536	44	554	1,152	(598)	(0)	1,536
Pounds		-	-	-	-	-	-	-	-	-
Housing		-	438	200	-	-	150	(150)	(0)	200
Housing		-	438	200	-	-	150	(150)	(0)	200
Informal Settlements		-	-	-	-	-	-	-	-	-
Health		-	-	-	-	-	-	-	-	-
Ambulance		-	-	-	-	-	-	-	-	-
Health Services		-	-	-	-	-	-	-	-	-
Laboratory Services		-	-	-	-	-	-	-	-	-
Food Control		-	-	-	-	-	-	-	-	-
Health Surveillance and Prevention of Communicable Diseases Including Immunizations		-	-	-	-	-	-	-	-	-
Vector Control		-	-	-	-	-	-	-	-	-
Chemical Safety		-	-	-	-	-	-	-	-	-
Economic and environmental services		30,434	29,625	29,794	13,683	19,200	22,348	(3,148)	(0)	29,794
Planning and development		112	123	623	172	236	467	(231)	(0)	623
Billboards		-	-	-	-	-	-	-	-	-
Economic Development/Planning		-	-	-	-	-	-	-	-	-
Regional Planning and Development		-	-	-	-	-	-	-	-	-
Town Planning, Building Regulations and Enforcement, and City Engineer		112	123	623	172	236	467	(231)	(0)	623
Project Management Unit		-	-	-	-	-	-	-	-	-
Provincial Planning		-	-	-	-	-	-	-	-	-
Support to Local Municipalities		-	-	-	-	-	-	-	-	-
Road transport		30,322	29,502	29,171	13,511	18,963	21,878	(2,915)	(0)	29,171
Public Transport		-	-	-	-	-	-	-	-	-
Road and Traffic Regulation		58	-	-	1	13	-	13	#DIV/0!	-
Roads		30,264	29,502	29,171	13,510	18,951	21,878	(2,927)	(0)	29,171
Taxi Ranks		-	-	-	-	-	-	-	-	-
Environmental protection		-	-	-	-	-	-	-	-	-
Biodiversity and Landscape		-	-	-	-	-	-	-	-	-
Soil Conservation		-	-	-	-	-	-	-	-	-
Trading services		3,423	3,608	3,893	297	2,654	2,920	(266)	(0)	3,893
Energy sources		-	-	-	-	-	-	-	-	-
Waste Water Treatment		-	-	-	-	-	-	-	-	-
Waste management		3,423	3,608	3,893	297	2,654	2,920	(266)	(0)	3,893
Recycling		-	-	-	-	-	-	-	-	-
Solid Waste Disposal (Landfill Sites)		-	-	-	-	-	-	-	-	-
Solid Waste Removal		3,423	3,608	3,893	297	2,654	2,920	(266)	(0)	3,893
Street Cleaning		-	-	-	-	-	-	-	-	-
Other		-	-	-	-	-	-	-	-	-
Abattoirs		-	-	-	-	-	-	-	-	-
Air Transport		-	-	-	-	-	-	-	-	-
Forestry		-	-	-	-	-	-	-	-	-
Licensing and Regulation		-	-	-	-	-	-	-	-	-
Marine		-	-	-	-	-	-	-	-	-
Tourism		-	-	-	-	-	-	-	-	-
Total Revenue - Functional	2	225,922	230,571	244,201	53,256	223,005	183,150	39,859	0	244,201

KZN436 Dr Nkosazana Dlamini Zuma - Table C3 Monthly Budget Statement - Financial Performance (revenue and expenditure by municipal vote) - M09 March

Vote Description	Ref	2019/20	Budget Year 2020/21							
		Audited Outcome	Original Budget	Adjusted Budget	Monthly actual	YearTD actual	YearTD budget	YTD variance	YTD variance %	Full Year Forecast
R thousands										
Revenue by Vote	1									
Vote 1 - Executive and Council		-	-	-	-	-	-	-	-	-
Vote 2 - Budget and Treasury		180,739	191,236	202,480	37,711	196,333	151,845	44,488	29.3%	202,460
Vote 3 - Corporate Services		20	105	105	-	-	78	(78)	-100.0%	105
Vote 4 - Community Services		15,522	9,566	9,233	654	6,850	6,925	(75)	-1.1%	9,233
Vote 5 - Public Works and Basic Services		29,530	29,941	31,780	14,728	19,589	23,835	(4,246)	-17.8%	31,780
Vote 6 - Planning and Development		112	123	623	172	236	467	(231)	-49.5%	623
Vote 7 - [NAME OF VOTE 7]		-	-	-	-	-	-	-	-	-
Vote 8 - [NAME OF VOTE 8]		-	-	-	-	-	-	-	-	-
Vote 9 - [NAME OF VOTE 9]		-	-	-	-	-	-	-	-	-
Vote 10 - [NAME OF VOTE 10]		-	-	-	-	-	-	-	-	-
Vote 11 - [NAME OF VOTE 11]		-	-	-	-	-	-	-	-	-
Vote 12 - [NAME OF VOTE 12]		-	-	-	-	-	-	-	-	-
Vote 13 - [NAME OF VOTE 13]		-	-	-	-	-	-	-	-	-
Vote 14 - [NAME OF VOTE 14]		-	-	-	-	-	-	-	-	-
Vote 15 - [NAME OF VOTE 15]		-	-	-	-	-	-	-	-	-
Total Revenue by Vote	2	225,922	230,971	244,201	53,286	223,009	183,150	39,859	21.8%	244,201
Expenditure by Vote	1									
Vote 1 - Executive and Council		21,261	23,798	24,223	1,894	15,747	18,167	(2,420)	-13.3%	24,223
Vote 2 - Budget and Treasury		56,622	77,154	71,528	4,788	37,484	53,638	(16,154)	-30.1%	71,528
Vote 3 - Corporate Services		22,418	24,257	24,087	1,802	16,355	18,065	(1,710)	-9.5%	24,087
Vote 4 - Community Services		24,214	34,292	34,881	2,165	17,822	26,160	(8,339)	-31.9%	34,881
Vote 5 - Public Works and Basic Services		41,584	38,939	45,502	4,859	27,641	34,126	(6,485)	-19.0%	45,502
Vote 6 - Planning and Development		3,547	4,835	5,295	416	2,839	3,971	(1,132)	-28.5%	5,295
Vote 7 - [NAME OF VOTE 7]		-	-	-	-	-	-	-	-	-
Vote 8 - [NAME OF VOTE 8]		-	-	-	-	-	-	-	-	-
Vote 9 - [NAME OF VOTE 9]		-	-	-	-	-	-	-	-	-
Vote 10 - [NAME OF VOTE 10]		-	-	-	-	-	-	-	-	-
Vote 11 - [NAME OF VOTE 11]		-	-	-	-	-	-	-	-	-
Vote 12 - [NAME OF VOTE 12]		-	-	-	-	-	-	-	-	-
Vote 13 - [NAME OF VOTE 13]		-	-	-	-	-	-	-	-	-
Vote 14 - [NAME OF VOTE 14]		-	-	-	-	-	-	-	-	-
Vote 15 - [NAME OF VOTE 15]		-	-	-	-	-	-	-	-	-
Total Expenditure by Vote	2	169,646	203,276	205,516	15,923	117,889	154,128	(36,239)	-23.5%	205,516
Surplus/ (Deficit) for the year	2	56,276	27,695	38,684	37,342	105,120	29,022	78,098	262.2%	38,684

KZN436 Dr Nkosazana Dlamini Zuma - Table C3 Monthly Budget Statement - Financial Performance (revenue and expenditure by municipal vote) - A - M09 March

Vote Description	Ref	Budget Year 2020/21								
		2019/20	Original Budget	Adjusted Budget	Monthly actual	YearTD actual	YearTD budget	YTD variance	YTD variance %	Full Year Forecast
Revenue by Vote										
Vote 1 - Executive and Council	1	-	-	-	-	-	-	-	-	-
1.1 - Municipal Manager and Council		-	-	-	-	-	-	-	-	-
1.2 - Internal Audit		-	-	-	-	-	-	-	-	-
Vote 2 - Budget and Treasury		180,739	191,236	202,460	37,711	196,333	151,845	44,488	29%	202,460
2.1 - Budget and Treasury		180,739	191,236	202,460	37,711	196,333	151,845	44,488	29%	202,460
Vote 3 - Corporate Services		20	105	105	-	-	78	(78)	-100%	105
3.1 - Corporate services admin and auxiliary services		20	-	-	-	-	-	-	-	-
3.2 - Human Resources		-	105	105	-	-	78	(78)	-100%	105
Vote 4 - Community Services		15,522	9,566	9,233	654	6,850	6,925	(75)	-1%	9,233
4.1 - Community Services Administration		5,821	3,608	3,893	297	2,664	2,920	(256)	-9%	3,893
4.2 - Traffic and Protection Services		1,208	1,409	1,536	45	1,147	1,152	(5)	0%	1,536
4.3 - Disaster Management		745	745	-	-	-	-	-	-	-
4.4 - Municipal Pound		-	-	-	-	-	-	-	-	-
4.5 - Sportsfields		-	-	-	-	-	-	-	-	-
4.6 - Libraries		7,748	3,804	3,804	312	3,040	2,853	187	7%	3,804
4.7 - Community Programmes		-	-	-	-	-	-	-	-	-
4.8 - LED and Tourism		-	-	-	-	-	-	-	-	-
Vote 5 - Public Works and Basic Services		29,530	29,941	31,780	14,728	19,589	23,835	(4,246)	-18%	31,780
5.1 - Roads		-	-	-	-	-	-	-	-	-
5.2 - Housing		-	-	-	-	-	-	-	-	-
5.3 - Waste Management		-	-	-	-	-	-	-	-	-
5.4 - PMU		29,530	29,941	31,780	14,728	19,589	23,835	(4,246)	-18%	31,780
Vote 6 - Planning and Development		112	123	623	172	236	467	(231)	-49%	623
6.1 - Planning and Development		112	123	623	172	236	467	(231)	-49%	623
Total Revenue by Vote	2	225,922	230,971	244,201	53,266	223,009	183,150	39,859	22%	244,201

Vote Description	Ref	Budget Year 2020/21								
		2019/20	Original Budget	Adjusted Budget	Monthly actual	YearTD actual	YearTD budget	YTD variance	YTD variance %	Full Year Forecast
R thousand		Audited Outcome								
Expenditure by Vote	1									
Vote 1 - Executive and Council		21,261	23,798	24,223	1,884	15,747	18,167	(2,420)	-13%	24,223
1.1 - Municipal Manager and Council		20,136	22,265	22,519	1,688	14,889	16,889	(2,020)	-12%	22,519
1.2 - Internal Audit		1,125	1,532	1,704	225	878	1,278	(400)	-31%	1,704
		-	-	-	-	-	-	-	-	-
Vote 2 - Budget and Treasury		56,622	77,154	71,528	4,788	37,484	53,638	(16,154)	-30%	71,528
2.1 - Budget and Treasury		56,622	77,154	71,528	4,788	37,484	53,638	(16,154)	-30%	71,528
		-	-	-	-	-	-	-	-	-
Vote 3 - Corporate Services		22,418	24,257	24,087	1,802	16,355	18,065	(1,710)	-9%	24,087
3.1 - Corporate services admin and auxiliary services		20,050	20,411	20,361	1,825	14,563	15,271	(708)	-5%	20,361
3.2 - Human Resources		2,368	3,846	3,726	177	1,792	2,794	(1,002)	-36%	3,726
		-	-	-	-	-	-	-	-	-
Vote 4 - Community Services		24,214	34,292	34,881	2,185	17,822	26,160	(8,339)	-32%	34,881
4.1 - Community Services Administration		3,869	5,688	5,988	377	3,229	4,251	(1,022)	-24%	5,688
4.2 - Traffic and Protection Services		5,232	4,852	4,852	498	4,442	3,639	803	22%	4,852
4.3 - Disaster Management		3,608	4,357	4,821	554	2,510	3,616	(1,106)	-31%	4,821
4.4 - Municipal Pound		686	1,003	1,003	59	579	752	(173)	-23%	1,003
4.5 - Sportsfields		205	-	-	10	103	-	103	#DIV/0!	-
4.6 - Libraries		3,829	4,237	4,237	293	2,824	3,178	(354)	-11%	4,237
4.7 - Community Programmes		3,824	6,394	6,464	207	2,173	4,848	(2,674)	-55%	6,464
4.8 - LED and Tourism		2,961	7,787	7,837	166	1,982	5,877	(3,915)	-67%	7,837
		-	-	-	-	-	-	-	-	-
Vote 5 - Public Works and Basic Services		41,584	38,939	45,502	4,859	27,841	34,126	(6,485)	-19%	45,502
5.1 - Roads		22,437	27,970	27,972	1,940	15,564	20,978	(5,415)	-26%	27,972
5.2 - Housing		258	760	521	21	234	390	(157)	-40%	521
5.3 - Waste Management		4,820	6,711	7,511	828	5,496	5,633	(137)	-2%	7,511
5.4 - PMU		14,070	3,499	9,499	2,069	6,348	7,124	(777)	-11%	9,499
		-	-	-	-	-	-	-	-	-
Vote 6 - Planning and Development		3,547	4,835	5,295	416	2,839	3,971	(1,132)	-29%	5,295
6.1 - Planning and Development		3,547	4,835	5,295	416	2,839	3,971	(1,132)	-29%	5,295
		-	-	-	-	-	-	-	-	-
Total Expenditure by Vote	2	169,646	203,276	205,516	15,923	117,889	154,128	(36,239)	(0)	205,516
Surplus/ (Deficit) for the year	2	56,276	27,895	38,684	37,342	105,120	29,022	78,098	0	38,684

References

1. Insert 'Vote'; e.g. Department, if different to standard structure
2. Must reconcile to Financial Performance ('Revenue and Expenditure by Standard Classification' and 'Revenue and Expenditure')
3. Assign share in 'associate' to relevant Vote

KZN436 Dr Nkosazana Dlamini Zuma - Table C4 Monthly Budget Statement - Financial Performance (revenue and expenditure) - M09 March

Description	Ref	2019/20	Budget Year 2020/21							
		Audited Outcome	Original Budget	Adjusted Budget	Monthly actual	YearTD actual	YearTD budget	YTD variance	YTD variance %	Full Year Forecast
R thousands										
Revenue By Source										
Property rates		33,001	34,425	28,649	2,868	25,821	21,487	4,334	20%	28,649
Service charges - electricity revenue		-	-	-	-	-	-	-	-	-
Service charges - water revenue		-	-	-	-	-	-	-	-	-
Service charges - sanitation revenue		-	-	-	-	-	-	-	-	-
Service charges - refuse revenue		3,423	3,608	3,893	297	2,664	2,920	(256)	-9%	3,893
Service charges - other		-	-	-	-	-	-	-	-	-
Rental of facilities and equipment		836	831	831	75	697	624	73	12%	831
Interest earned - external investments		8,172	8,090	6,100	471	4,391	4,575	(184)	-4%	6,100
Interest earned - outstanding debtors		3,132	2,294	4,283	464	3,976	3,212	764	24%	4,283
Dividends received		-	-	-	-	-	-	-	-	-
Fines, penalties and forfeits		2,552	726	726	100	1,271	545	726	133%	726
Licences and permits		493	753	503	36	322	377	(55)	-15%	503
Agency services		-	32	409	9	245	307	(62)	-20%	409
Transfers and subsidies		135,794	143,638	168,944	34,145	166,079	126,708	39,371	31%	168,944
Other revenue		376	1,004	595	73	212	446	(234)	-53%	595
Gains on disposal of PPE		6,902	8,581	200	-	-	150	(150)	-100%	200
Total Revenue (excluding capital transfers and contributions)		194,682	203,982	215,134	38,537	205,678	161,350	44,327	27%	215,134
Expenditure By Type										
Employee related costs		58,124	70,219	70,219	5,059	47,881	52,664	(4,783)	-9%	70,219
Remuneration of councillors		11,598	11,901	11,901	966	8,698	8,926	(228)	-3%	11,901
Debt impairment		9,333	11,060	11,060	-	-	8,295	(8,295)	-100%	11,060
Depreciation & asset impairment		27,481	41,625	34,752	3,045	23,068	26,064	(2,995)	-11%	34,752
Finance charges		177	291	291	13	139	219	(80)	-36%	291
Bulk purchases		-	-	-	-	-	-	-	-	-
Other materials		1,986	3,998	5,895	158	948	4,421	(3,473)	-79%	5,895
Contracted services		34,836	33,860	39,607	4,582	20,187	29,705	(9,518)	-32%	39,607
Transfers and subsidies		1,496	1,990	2,987	417	1,163	2,241	(1,078)	-48%	2,987
Other expenditure		24,614	28,331	28,803	1,683	15,804	21,594	(5,790)	-27%	28,803
Loss on disposal of PPE		-	-	-	-	-	-	-	-	-
Total Expenditure		169,646	203,276	205,516	15,923	117,889	154,128	(36,239)	-24%	205,516
Surplus/(Deficit)		25,036	706	9,617	22,614	87,789	7,222	80,566	0	9,617
Transfers and subsidies - capital (monetary allocations) (National / Provincial and District)		31,240	26,989	29,067	14,728	17,331	21,800	(4,469)	(0)	29,067
Transfers and subsidies - capital (monetary allocations) (National / Provincial Departmental Agencies, Households, Non-profit Institutions, Private Enterprises, Public Corporations, Higher Educational Institutions)		-	-	-	-	-	-	-	-	-
Transfers and subsidies - capital (in-kind - all)		-	-	-	-	-	-	-	-	-
Surplus/(Deficit) after capital transfers & contributions		56,276	27,695	38,684	37,342	105,120	29,022			38,684
Taxation		-	-	-	-	-	-	-	-	-
Surplus/(Deficit) after taxation		56,276	27,695	38,684	37,342	105,120	29,022			38,684
Attributable to minorities		-	-	-	-	-	-	-	-	-
Surplus/(Deficit) attributable to municipality		56,276	27,695	38,684	37,342	105,120	29,022			38,684
Share of surplus/ (deficit) of associate		-	-	-	-	-	-	-	-	-
Surplus/ (Deficit) for the year		56,276	27,695	38,684	37,342	105,120	29,022			38,684

References

1. Material variances to be explained on Table SC1

Total Revenue	225,922	230,971	244,201	53,266	223,009	183,150	39,859			244,201
----------------------	----------------	----------------	----------------	---------------	----------------	----------------	---------------	--	--	----------------

KZN436 Dr Nkoezana Dlamini Zuma - Table C5 Monthly Budget Statement - Capital Expenditure (municipal vote, functional classification and funding) - M09 March

Vote Description	Ref	Budget Year 2020/21								
		2019/20 Audited Outcome	Original Budget	Adjusted Budget	Monthly actual	YearTD actual	YearTD budget	YTD variance	YTD variance %	Full Year Forecast
R thousands	1									
Multi-Year expenditure appropriation	2									
Vote 1 - Executive and Council		-	-	-	-	-	-	-	-	-
Vote 2 - Budget and Treasury		-	-	-	-	-	-	-	-	-
Vote 3 - Corporate Services		-	-	-	-	-	-	-	-	-
Vote 4 - Community Services		1,980	-	7,000	-	-	5,250	(5,250)	-100%	7,000
Vote 5 - Public Works and Basic Services		21,920	26,290	34,969	2,298	6,616	26,227	(19,611)	-75%	34,969
Vote 6 - Planning and Development		-	-	-	-	-	-	-	-	-
Vote 7 - [NAME OF VOTE 7]		-	-	-	-	-	-	-	-	-
Vote 8 - [NAME OF VOTE 8]		-	-	-	-	-	-	-	-	-
Vote 9 - [NAME OF VOTE 9]		-	-	-	-	-	-	-	-	-
Vote 10 - [NAME OF VOTE 10]		-	-	-	-	-	-	-	-	-
Vote 11 - [NAME OF VOTE 11]		-	-	-	-	-	-	-	-	-
Vote 12 - [NAME OF VOTE 12]		-	-	-	-	-	-	-	-	-
Vote 13 - [NAME OF VOTE 13]		-	-	-	-	-	-	-	-	-
Vote 14 - [NAME OF VOTE 14]		-	-	-	-	-	-	-	-	-
Vote 15 - [NAME OF VOTE 15]		-	-	-	-	-	-	-	-	-
Total Capital Multi-year expenditure	4,7	23,900	26,290	41,969	2,298	6,616	31,477	(24,861)	-79%	41,969
Single Year expenditure appropriation	2									
Vote 1 - Executive and Council		177	577	632	-	102	474	(372)	-78%	632
Vote 2 - Budget and Treasury		780	360	426	2	315	319	(4)	-1%	426
Vote 3 - Corporate Services		1,071	691	1,061	-	178	796	(618)	-78%	1,061
Vote 4 - Community Services		6,902	10,276	6,909	160	1,117	5,182	(4,065)	-78%	6,909
Vote 5 - Public Works and Basic Services		44,430	62,753	68,441	4,113	24,657	51,330	(26,673)	-52%	68,441
Vote 6 - Planning and Development		29	130	170	-	65	127	(62)	-49%	170
Vote 7 - [NAME OF VOTE 7]		-	-	-	-	-	-	-	-	-
Vote 8 - [NAME OF VOTE 8]		-	-	-	-	-	-	-	-	-
Vote 9 - [NAME OF VOTE 9]		-	-	-	-	-	-	-	-	-
Vote 10 - [NAME OF VOTE 10]		-	-	-	-	-	-	-	-	-
Vote 11 - [NAME OF VOTE 11]		-	-	-	-	-	-	-	-	-
Vote 12 - [NAME OF VOTE 12]		-	-	-	-	-	-	-	-	-
Vote 13 - [NAME OF VOTE 13]		-	-	-	-	-	-	-	-	-
Vote 14 - [NAME OF VOTE 14]		-	-	-	-	-	-	-	-	-
Vote 15 - [NAME OF VOTE 15]		-	-	-	-	-	-	-	-	-
Total Capital single-year expenditure	4	53,387	74,787	77,639	4,275	26,434	58,229	(31,795)	-55%	77,639
Total Capital Expenditure	3	77,287	101,077	119,608	6,573	33,050	89,706	(56,656)	-63%	119,608
Capital Expenditure - Functional Classification										
Governance and administration		2,027	2,376	2,867	2	595	2,150	(1,555)	-72%	2,867
Executive and council		177	577	632	-	102	474	(372)	-78%	632
Finance and administration		1,850	1,799	2,235	2	493	1,676	(1,183)	-71%	2,235
Internal audit		-	-	-	-	-	-	-	-	-
Community and public safety		9,074	10,828	14,459	160	1,117	10,844	(9,728)	-90%	14,459
Community and social services		2,893	1,816	1,816	-	136	1,362	(1,227)	-90%	1,816
Sport and recreation		-	-	-	-	-	-	-	-	-
Public safety		6,181	9,010	12,643	160	981	9,482	(8,501)	-90%	12,643
Housing		-	-	-	-	-	-	-	-	-
Health		-	-	-	-	-	-	-	-	-
Economic and environmental services		66,186	87,876	99,766	6,411	31,338	74,824	(43,486)	-58%	99,766
Planning and development		65,988	83,384	95,299	6,386	31,186	71,474	(40,288)	-56%	95,299
Road transport		198	4,491	4,467	24	152	3,350	(3,198)	-95%	4,467
Environmental protection		-	-	-	-	-	-	-	-	-
Trading services		-	-	2,516	-	-	1,887	(1,887)	-100%	2,516
Energy sources		-	-	-	-	-	-	-	-	-
Water management		-	-	-	-	-	-	-	-	-
Waste water management		-	-	2,516	-	-	1,887	(1,887)	-100%	2,516
Waste management		-	-	-	-	-	-	-	-	-
Other		-	-	-	-	-	-	-	-	-
Total Capital Expenditure - Functional Classification	3	77,287	101,077	119,608	6,573	33,050	89,706	(56,656)	-63%	119,608
Funded by:										
National Government		32,067	28,989	26,658	11,748	14,051	19,993	(5,943)	-30%	26,658
Provincial Government		1,576	85	2,409	1,059	1,059	1,807	(747)	-41%	2,409
District Municipality		-	-	-	-	-	-	-	-	-
Other transfers and grants		-	-	-	-	-	-	-	-	-
Transfers recognised - capital		33,643	27,074	29,067	12,807	15,110	21,800	(6,690)	-31%	29,067
Public contributions & donations	5	-	-	-	-	-	-	-	-	-
Borrowing	6	-	-	-	-	-	-	-	-	-
Internally generated funds		44,242	74,003	90,541	(6,235)	17,939	67,905	(49,966)	-74%	90,541
Total Capital Funding		77,885	101,077	119,608	6,573	33,050	89,706	(56,656)	-63%	119,608

References

- Municipalities may choose to appropriate for capital expenditure for three years or for one year (if one year appropriation projected expenditure required for yr2 and yr3).
- Include capital component of PPP unitary payment
- Capital expenditure by functional classification must reconcile to the total of multi-year and single year appropriations
- Include expenditure on investment property, intangible and biological assets
- Must reconcile to Monthly Budget Statement Financial Performance (revenue and expenditure)
- Include finance leases and PPP capital funding component of unitary payment - total borrowing/repayments to reconcile to changes in Table SA17

KZN436 Dr Nkosazana Dlamini Zuma - Table C6 Monthly Budget Statement - Financial Position - M09 March

Description	Ref	2019/20	Budget Year 2020/21			
		Audited Outcome	Original Budget	Adjusted Budget	YearTD actual	Full Year Forecast
R thousands	1					
ASSETS						
Current assets						
Cash		-	5,822	14,985	160,557	14,985
Call investment deposits		124,203	56,361	62,870	59,391	62,870
Consumer debtors		61,417	30,058	35,309	38,647	35,309
Other debtors		2,931	4,205	3,517	2,387	3,517
Current portion of long-term receivables		-	-	-	-	-
Inventory		0	-	-	-	-
Total current assets		188,551	96,446	116,681	260,982	118,681
Non current assets						
Long-term receivables		-	-	-	-	-
Investments		-	-	-	-	-
Investment property		20,411	20,300	20,411	20,411	20,411
Investments in Associate		-	-	-	-	-
Property, plant and equipment		383,262	483,291	494,550	420,744	494,550
Agricultural		-	-	-	-	-
Biological assets		-	-	-	-	-
Intangible assets		43	35	210	140	210
Other non-current assets		-	60	-	-	-
Total non current assets		403,715	503,685	515,170	441,295	515,170
TOTAL ASSETS		592,266	600,131	631,851	702,277	631,851
LIABILITIES						
Current liabilities						
Bank overdraft		-	-	-	-	-
Borrowing		647	678	0	98	0
Consumer deposits		4	6	(17)	(18)	(17)
Trade and other payables		50,145	44,027	45,983	50,382	45,983
Provisions		1,329	6,412	7,258	6,753	7,258
Total current liabilities		52,324	51,123	53,225	57,215	53,225
Non current liabilities						
Borrowing		171	540	171	171	171
Provisions		18,041	16,857	18,041	18,041	18,041
Total non current liabilities		18,212	17,397	18,212	18,212	18,212
TOTAL LIABILITIES		70,536	68,521	71,437	75,427	71,437
NET ASSETS	2	521,730	531,610	560,414	626,850	560,414
COMMUNITY WEALTH/EQUITY						
Accumulated Surplus/(Deficit)		516,501	526,783	555,186	516,501	555,186
Reserves		5,228	4,827	5,228	5,228	5,228
TOTAL COMMUNITY WEALTH/EQUITY	2	521,730	531,610	560,414	521,730	560,414

References

1. Material variances to be explained in Table SC1
2. Total Assets must balance with Total Liabilities
3. Net Assets must balance with Total Community Wealth/Equity

KZN436 Dr Nkosazana Dlamini Zuma - Table C7 Monthly Budget Statement - Cash Flow - M09 March

Description	Ref	Budget Year 2020/21								
		2019/20 Audited Outcome	Original Budget	Adjusted Budget	Monthly actual	YearTD actual	YearTD budget	YTD variance	YTD variance %	Full Year Forecast
R thousands	1									
CASH FLOW FROM OPERATING ACTIVITIES										
Receipts										
Property rates		33,001	24,575	20,054	1,900	19,053	(15,041)	34,093	-227%	(20,054)
Service charges		3,423	2,706	2,789	238	1,699	(2,092)	3,791	-181%	(2,789)
Other revenue		19,761	3,164	2,752	156	873	(2,064)	2,937	-142%	(2,752)
Government - operating		167,034	150,568	174,273	35,622	243,532	(130,705)	374,297	-286%	(174,273)
Government - capital		27,149	26,989	26,658	4,658	20,658	(19,994)	40,652	-203%	(26,658)
Interest		8,037	8,090	6,100	3	136	(4,575)	4,711	-103%	(6,100)
Dividends		-	-	-	-	-	-	-	-	-
Payments										
Suppliers and employees		(183,565)	(147,804)	(156,918)	(926)	(17,051)	(117,688)	(100,638)	86%	(156,918)
Finance charges		(8)	(291)	(291)	-	-	(219)	(219)	100%	(291)
Transfers and Grants		(4,091)	(1,990)	(2,987)	(1,218)	(1,218)	(2,241)	(1,022)	48%	(2,987)
NET CASH FROM/(USED) OPERATING ACTIVITIES		70,742	66,006	72,429	40,433	267,742	(294,617)	(562,359)	191%	(392,823)
CASH FLOWS FROM INVESTING ACTIVITIES										
Receipts										
Proceeds on disposal of PPE		7,043	8,581	1,200	-	-	900	(900)	-100%	1,200
Decrease (increase) in non-current debtors		-	-	-	-	-	-	-	-	-
Decrease (increase) other non-current receivables		-	-	-	-	-	-	-	-	-
Decrease (increase) in non-current investments		-	-	-	-	-	-	-	-	-
Payments										
Capital assets		(76,115)	(101,077)	(119,608)	-	(1,959)	(89,706)	(87,747)	98%	(119,608)
NET CASH FROM/(USED) INVESTING ACTIVITIES		(69,072)	(92,496)	(118,408)	-	(1,959)	(88,806)	(86,847)	98%	(118,408)
CASH FLOWS FROM FINANCING ACTIVITIES										
Receipts										
Short term loans		-	-	-	-	-	-	-	-	-
Borrowing long term/refinancing		-	-	-	-	-	-	-	-	-
Increase (decrease) in consumer deposits		-	-	-	-	-	-	-	-	-
Payments										
Repayment of borrowing		847	(578)	(370)	-	-	-	-	-	-
NET CASH FROM/(USED) FINANCING ACTIVITIES		847	(678)	(370)	-	-	-	-	-	-
NET INCREASE/(DECREASE) IN CASH HELD		2,518	(27,168)	(46,348)	40,433	265,783	(383,422)			(511,231)
Cash/cash equivalents at beginning:		121,685	89,350	124,203		124,203	124,203			124,203
Cash/cash equivalents at month/year end:		124,203	62,183	77,855		389,987	(259,219)			(387,027)

References

1. Material variances to be explained in Table SC1

BANK ACCOUNT WITHDRAWALS NOT IN TERMS OF AN APPROVED BUDGET

0900069

Municipal Finance Management Act, section 11(4)



national treasury
Department
National Treasury
REPUBLIC OF SOUTH AFRICA

Consolidated Quarterly Report for period 31/01/2021 to 31/03/2021 (complete relevant period)

Date	Payee	Amount in R'000	Description and Purpose	Authorised by (name)
1. Section 11(b) - Expenditure authorised by the MEC for finance in terms of section 26 (4) when a municipality has failed to approve a budget by 30 June;				
2. Section 11(c) - Unforeseeable and unavoidable expenditure authorised by the mayor in terms of section 29 (1);				
3. Section 11(d) - Payments from a trust, charitable or relief fund without budget appropriation in terms of section 12(4);				
4. Section 11(e) - Payments to a person or organ of state of money received by the municipality on behalf of that person or organ of state, including (i) money collected by the municipality on behalf of that person or organ of state by agreement; or (ii) any insurance or other payments received by the municipality for that person or organ of state;				
5. Section 11(f) - Refund money incorrectly paid into a bank account;				
6. Section 11(g) - Refund guarantees, sureties and security deposits;				
7. Section 11(h) - Payments for cash management and investment purposes in accordance with section 13;				
7/1/2021		1,000,000.00	Transfere from Primary Account to Money Market FNB	KMB Mzimela(CFO) and NC Zezi (MM)
1/2/2021		8,000,000.00	Transfere from Primary Account to FNB Fixed Deposit	KMB Mzimela(CFO) and NC Zezi (MM)
15/02/2021		1,500,000.00	Transfere from Money Market to Primary Account	KMB Mzimela(CFO) and NC Zezi (MM)
24/02/2021		4,000,000.00	Transfere from Money Market to Primary Account	KMB Mzimela(CFO) and NC Zezi (MM)
1/3/2021		3,000,000.00	Transfere from Money Market to Primary Account	KMB Mzimela(CFO) and NC Zezi (MM)
3/3/2021		3,500,000.00	Transfere from Money Market to Primary Account	KMB Mzimela(CFO) and NC Zezi (MM)
4/3/2021		2,100,000.00	Transfere from Money Market to Primary Account	KMB Mzimela(CFO) and NC Zezi (MM)
15/03/2021		4,000,000.00	Transfere from Money Market to Primary Account	KMB Mzimela(CFO) and NC Zezi (MM)
18/03/2021		33,535,000.00	Transfere from Primary Account to Money Market	KMB Mzimela(CFO) and NC Zezi (MM)
24/03/2021		3,800,000.00	Transfere from Primary Account to Money Market	KMB Mzimela(CFO) and NC Zezi (MM)
24/03/2021		3,000,000.00	Transfere from Primary Account to Money Market	KMB Mzimela(CFO) and NC Zezi (MM)
18/03/2021		30,000,000.00	Transfere from FNB Fixed Deposit to Primary Account	KMB Mzimela(CFO) and NC Zezi (MM)
29/03/2021		25,551,645.23	Transfere from FNB Fixed Deposit to Primary Account	KMB Mzimela(CFO) and NC Zezi (MM)
19/03/2021		30,000,000.00	Transfere from Primary Account to Nedbank Account	KMB Mzimela(CFO) and NC Zezi (MM)
8. Section 11(i) - To defray increased expenditure on a multi-year capital project in terms of section 31;				
9. Section 11(j) - Payments for such other purposes as may be prescribed from time-to-time.				

DISTRIBUTION

1. Did the Accounting Officer table in Council a consolidated report of all withdrawals within 30 days after the end of the quarter;	YES / NO
2. Date the consolidated report was tabled; and	DATE : / /2021
3. Was the copy of the consolidated report of all withdrawals submitted to the Auditor General	YES / NO

K.M.B. MZIMELA
CHIEF FINANCIAL OFFICER

N.C. VEZI
MUNICIPAL MANAGER

Instructions for completing this report:

The Accounting Officer must include information motivating the non-budgetted withdrawals, action taken to rectify the breach and identify how funding will be sourced through an Adjustments Budget. This motivation can be an additional report to council or incorporated into the table above by inserting additional space. This report must be tabled in Council within 30 days after the end of each quarter where a withdrawal occurs.

Withdrawals that must be reported each quarter:

Distribution:

1. Table this report in a full council meeting, including additional motivation on action taken to rectify, within 30 days after the end of each quarter (section 11(4))
2. Submit a copy to the relevant National Treasury, Provincial Treasury and the Auditor-General

0000070



how can we help you?

Business Investment Desk Branch
 P.O. Box 1153
 Johannesburg, 2000
 info@fnb.co.za
 fnb.co.za

Branch Code 250155
 Lost Cards 087-575-9444
 Account Enquiries 087-320-4321

Computer Generated Copy

Tax Invoice/Statement Number : 51

BBST51 001948
 *DR NKOSAZANA DLAMINI ZUMA LOCAL MUNICIPALITY
 ALITY
 P O BOX 43
 HIMEVILLE
 3256
 XABAN@NDZ.GOV.ZA

Customer VAT Registration Number Not Provided
 Bank VAT Registration Number 4210102051
 Product Money Market Investment
 Account Number 62235619197
 Statement Period 2 January 2021 - 1 February 2021
 Statement Date 1 February 2021

Account Transactions

Date	Description	Amount	Balance	Accrued Bank Charges
Opening Balance as at 2 January 2021		ZAR	28,015,354.03 Cr	
07 Jan	FNB OB Trf FNB OB Trf Transfer	1,000,000.00 Cr	29,015,354.03 Cr	
18 Jan	Int On Credit Balance	45,833.00 Cr	29,061,187.03 Cr	
01 Feb	FNB OB Trf FNB OB Trf 000000001 Main Account Dr Nkos	8,000,000.00	21,061,187.03 Cr	
Closing Balance as at 1 February 2021		ZAR	21,061,187.03 Cr	

Please contact us within 30 days from your statement date, should you wish to query an entry on this statement (incl. card transactions done during this statement period, but not yet reflecting). Should we not hear from you, we will assume that you have received the statement and that it is correct.

Inclusive of VAT @ 15.00% = R 0.00
 Total VAT Charged : R 0.00

First National Bank - a division of FirstRand Bank Limited. Registration Number 1929/001225/06.
 An Authorised Financial Services and Credit Provider (NCRCP20).

On 24 July 2020, the Prime Lending Rate changed to 7.00%. This may impact the rate on any of your credit facilities.

0000071


FNB
 First National Bank

how can we help you?

Business Investment Desk Branch
 P.O. Box 1153
 Johannesburg, 2000
 info@fnb.co.za
 fnb.co.za
 Branch Code 250155
 Lost Cards 087-575-9444
 Account Enquiries 087-320-4321

Copy Tax Invoice/Statement Number : 52

BBST52 D14188
 *DR NKOSAZANA DLAMINI ZUMA LOCAL MUNICIPALITY
 P O BOX 43
 HIMEVILLE
 3256
 XABAN@NDZ.GOV.ZA

Customer VAT Registration Number Not Provided
 Bank VAT Registration Number 4210102051
 Product Money Market Investment
 Account Number 62235619197
 Statement Period 1 February 2021 - 1 March 2021
 Statement Date 1 March 2021

Account Transactions

Date	Description	Amount	Balance	Accrued Bank Charges
Opening Balance as at 1 February 2021		ZAR	21,061,187.03 Cr	
15 Feb	FNB OB Trf			
18 Feb	Int On Credit Balance	1,500,000.00	19,561,187.03 Cr	
24 Feb	FNB OB Trf	39,087.77 Cr	19,600,274.80 Cr	
01 Mar	FNB OB Trf	4,000,000.00	15,600,274.80 Cr	
		3,600,000.00 Cr	18,600,274.80 Cr	
Closing Balance as at 1 March 2021		ZAR	18,600,274.80 Cr	

Please contact us within 30 days from your statement date, should you wish to query an entry on this statement (incl. card transactions done during this statement period, but not yet reflecting). Should we not hear from you, we will assume that you have received the statement and that it is correct.

Inclusive of VAT @ 15.00% = R 0.00
 Total VAT Charged : R 0.00

First National Bank - a division of FirstRand Bank Limited. Registration Number 1929/001225/06.
 An Authorised Financial Services and Credit Provider (NCRCP20).

On 24 July 2020, the Prime Lending Rate changed to 7.00%. This may impact the rate on any of your credit facilities.

Branch Number	Account Number	Date	DDA CE/CA/DM/KY/R/N/A/BS/MS/DM/N	FNMMA
878	62235619197	21/03/01	Money Market Investment	



FNB
First National Bank

how can we help you?

0000072

Business Investment Desk Branch
P.O. Box 1153
Johannesburg, 2000
info@fnb.co.za
fnb.co.za
Branch Code 250155
Lost Cards 087-575-9444
Account Enquiries 087-320-4321

Computer Generated Copy

Tax Invoice/Statement Number : 53

BBST53 003129
*DR NKOSAZANA DLAMINI ZUMA LOCAL MUNICIPALITY
ALITY
P O BOX 43
HIMEVILLE
3256
XABAN@NDZ.GOV.ZA

Customer VAT Registration Number Not Provided
Bank VAT Registration Number 4210102051
Product Money Market Investment
Account Number 62235619197
Statement Period 1 March 2021 - 1 April 2021
Statement Date 1 April 2021

Account Transactions

Date	Description	Amount	Balance	Accrued Bank Charges
Opening Balance as at 1 March 2021		ZAR	18,600,274.80 Cr	
03 Mar	FNB OB Trf			
	FNB OB Trf 000000004 Main Account Dr Nkos	3,500,000.00	15,100,274.80 Cr	
04 Mar	FNB OB Trf			
	FNB OB Trf 000000005 Main Account Dr Nkos	2,100,000.00	13,000,274.80 Cr	
15 Mar	FNB OB Trf			
	FNB OB Trf 000000006 Main Account Dr Nkos	4,000,000.00	9,000,274.80 Cr	
18 Mar	FNB OB Trf			
	FNB OB Trf Main Account Dr Nkos	33,535,000.00 Cr	42,535,274.80 Cr	
18 Mar	Int On Credit Balance	22,947.98 Cr	42,558,222.78 Cr	
24 Mar	FNB OB Trf			
	FNB OB Trf 000000007 Main Account Dr Nkos	3,800,000.00	38,758,222.78 Cr	
24 Mar	FNB OB Trf			
	FNB OB Trf 000000008 Main Account Dr Nkos	3,000,000.00	35,758,222.78 Cr	
Closing Balance as at 1 April 2021		ZAR	35,758,222.78 Cr	

Please contact us within 30 days from your statement date, should you wish to query an entry on this statement (incl. card transactions done during this statement period, but not yet reflecting). Should we not hear from you, we will assume that you have received the statement and that it is correct.

Inclusive of VAT @ 15.00% = R 0.00
Total VAT Charged : R 0.00

First National Bank - a division of FirstRand Bank Limited. Registration Number 1929/001225/06.
An Authorised Financial Services and Credit Provider (NCRCP20).

On 24 July 2020, the Prime Lending Rate changed to 7.00%. This may impact the rate on any of your credit facilities.



FNB
First National Bank

how can we help you?

20422
*DR NKOSAZANA DLAMINI ZUMA LOCAL
P O BOX 62
CREIGHTON
3263

Business Investment Desk Branch
1 First Place, Mezzanine Fl, Bank City
P.O. Box 1153
Johannesburg, 2000
e-Mail ipp@fnb.co.za
Web fnb.co.za
Branch Code 00878

Tax Invoice/Statement Number 4

Customer VAT Reg. No. Not Provided
Bank VAT Reg. No. 4210102051
Product Fixed Deposits
Account Number 74880182643
Statement Period 28 February 2021 to 29 March 2021

Fixed Interest Rate 2.75% per annum
Investment Period 5 Days
Maturity Date 30 March 2021

Date	Description	Amount	Balance
Opening Balance as at 28 February 2021		ZAR	55 404 776.85 Cr
18 Mar 2021	Partial payout at renewal 62085824269	30 000 000.00	25 404 776.85
18 Mar 2021	Interest payment generated	120 812.77 Cr	25 525 589.62
25 Mar 2021	Interest payment generated	18 357.44 Cr	25 543 947.06
29 Mar 2021	Interest payment generated	7 698.17 Cr	25 551 645.23
29 Mar 2021	Early red	25 551 645.23	0.00
Closing Balance as at 29 March 2021		ZAR	0.00

If there is an entry on your statement you wish to query, please contact your nearest FNB branch or FNB Telephone Banking Enquiries at 087 320 4321 as soon as possible, preferably within 30 days, in order that it may be investigated.

First National Bank - a Division of FirstRand Bank Limited. Reg No. 1929/001225/06.
An Authorised Financial Services and Credit Provider (NCRCP20).

The VAT rate has increased from 14% to 15% from 1 April 2018.

# Inclusive of VAT @ 15.00%	
Total VAT included on this statement	R0.00
Total Bank Charges	R0.00

PUBLIC SECTOR CHEQUE ACCOUNT: 62026224999

Tax Invoice/Statement Number : 2569

Date	Description	Amount	Balance	Accrued Bank Charges	
Opening Balance			36,479,075.36 Cr		
18 Mar	FNB OB Pmt	Ndzim 173665	560.90 Cr	36,479,636.26 Cr	
18 Mar	FNB OB Pmt	Ndzim 173665	560.90 Cr	36,480,197.16 Cr	
18 Mar	FNB App Payment From	Mr Lr Ndlangisa	12,750.00 Cr	36,492,947.16 Cr	
18 Mar	Cash Deposit	Ixopo Cin 9015 9027	6,522.00 Cr	36,499,469.16 Cr	156.42
18 Mar	Int-banking Pmt Frm	Ndzim30060533	490.65 Cr	36,499,959.81 Cr	
18 Mar	FNB OB Pmt	FNB OB 000011857 Sma Smart Security	880,060.09	35,619,899.72 Cr	
18 Mar	FNB OB Pmt	FNB OB 000011858 Aud Auditor General	436,493.08	35,183,406.64 Cr	
18 Mar	FNB OB Trf	FNB OB Trf 000011859 Business Money Marke	33,535,000.00	1,648,406.64 Cr	
18 Mar	FNB OB Pmt	Ndzim66385/Symmonds	731.65 Cr	1,649,138.29 Cr	
18 Mar	Cash Deposit	Undberg Dltc	2,182.00 Cr	1,651,320.29 Cr	52.14
18 Mar	FNB OB Pmt	FNB Cash Investments	30,000,000.00 Cr	31,651,320.29 Cr	
18 Mar	Magtape Credit	Zoning Cert Plot 30 Unde	57.00 Cr	31,651,377.29 Cr	
18 Mar	Magtape Credit	Yonan Air Ndzim 262435 Yonan	710.82 Cr	31,652,088.11 Cr	
18 Mar	Magtape Credit	Ndzim 157715	2,563.00 Cr	31,654,651.11 Cr	
18 Mar	Magtape Credit	ABSA Bank Ndzim 30061864	3,339.25 Cr	31,657,990.36 Cr	
18 Mar	Magtape Credit	Cashfocus Ndzim 76935 Ms Ridgw	7,560.10 Cr	31,665,550.46 Cr	
18 Mar	Magtape Credit	Kwa 102785	8,298.67 Cr	31,673,849.13 Cr	
Closing Balance			31,673,849.13 Cr		

Please contact us within 30 days from your statement date, should you wish to query an entry on this statement (incl. card transactions done during this statement period, but not yet reflecting). Should we not hear from you, we will assume that you have received the statement and that it is correct.

Inclusive of VAT @ 15.00% = R 0.00
Total VAT Charged : R 0.00

First National Bank - a division of FirstRand Bank Limited. Registration Number 1929/001225/06.
An Authorised Financial Services and Credit Provider (NCRCP20).

On 24 July 2020, the Prime Lending Rate changed to 7.00%. This may impact the rate on any of your credit facilities.

Branch Number	Account Number	Date	DDA DB/AV/2E/XR/XR/K/PE/L7/WB/N	FNBUS
887	62026224999	21/03/18	Public Sector Cheque Account	



Quality Certificate

I, NC Vezi Municipal Manager of the Dr Nkosazana Dlamini Zuma Municipality, hereby certify that the monthly preliminary report on the implementation of the budget and financial state affairs of the municipality for the month of March 2020 and Third Quarter of 2020/21 financial year has been prepared in accordance with the Municipal Finance Management Act and regulations made under that Act.

Print Name: N C Vezi

Municipal Manager of Dr Nkosazana Dlamini Zuma Municipality, KZN436

Signature: _____

Date: _____

07-04-2021

viii) COMPLIANCE CHECKLIST ON SECTION 75 REPORT FOR FEBRUARY 2021**Information to be placed on websites of the Municipality****The following information is included into our website as per section 75 of the MFMA**

1) The accounting officer of a municipality must place on the website referred to in section 21A of the Municipal Systems Act the following documents of the municipality:

b) All budget-related policies;

c) The annual report;

d) All performance agreements required in terms of section 57(1) (b) of the Municipal Systems Act

e) All service delivery agreements

f) All supply chain management contracts above a prescribed value;

g) An information statement containing a list of assets over a prescribed value that have been disposed of in terms of section 14(2) or (4) during the previous quarter;

h) All quarterly reports tabled in the council in terms of section 52(d);

i) Any other documents that must be placed on the website in terms of this Act or any other applicable legislation, or as may be prescribed.

Prepared by: S. Jali

Date: 07-04-2021

Reviewed by:



Date: 07-04-2021

Monthly Salaries Report

06/03/2021

1. Purpose

To inform the Executive Council of the salaries and wages expenditure for the month of March 2021 terms of Section 66 of the Municipal Finance Management Act Guidance

2. OVERVIEW OF MARCH 2021 SALARIES AND WAGES

2.1 Salaries and Wages for the month of March 2021

DESCRIPTION	ORIGINAL BUDGET	MONTHLY BUDGET	MONTH ACTUAL	YTD ACTUAL	MONTHLY % SPENT	YTD % SPEND
SALARIES	51 183 139.00	4 265 261.58	4 309 937.47	35 727 689.98	101%	70%
EPWP	2 513 000.00	209 416.67		2 317 045.91	0%	92%
LONG SERVICE AWARD	156 750.00	13 062.50		122 955.97	0%	78%
TRAVEL ALLOWANCES	470 625.00	39 218.75	27 500.00	247 500.00	70%	53%
ABSENT						
LEAVE PAY	348 271.00	29 022.58		333 577.97	0%	96%
OVERTIME	1 343 780.00	111 981.67	110 361.80	875 089.99	99%	65%
PENSION FUND CONTRIBUTION	7 057 536.00	588 128.00	573 631.18	4 872 682.08	98%	69%
BONUS	3 979 186.00	331 598.83		3 267 699.10	0%	82%
HOUSING SUBSIDY	480 998.00	40 083.17	17 081.51	138 301.43	43%	29%
COUNCILLOR'S SALARY ALLOWANCE	8 255 792.00	687 982.67	673 413.54	6 060 721.86	98%	73%
COUNCILLOR'S TRAVEL ALLOWANCE	1 368 075.00	114 006.25	90 670.49	816 034.41	80%	60%
COUNCILLOR'S CELL PHONE ALLOWANCE	1 368 075.00	114 006.25	107 300.00	965 700.00	94%	71%
COUNCILLOR'S PENSION	1 165 657.00	97 138.08	95 081.05	855 729.45	98%	73%
UIF	391 259.00	32 604.92	36 497.19	299 525.17	112%	77%
SDL	917 042.00	76 420.17	51 721.52	377 190.42	68%	41%
MEDICAL AID CONTRIBUTION	2 970 910.00	247 575.83	253 857.84	2 123 897.30	103%	71%
BARGAIN COUNCIL LEVIES	31 111.00	2 592.58		17 107.20	0%	55%
TOTAL	84 001 206.00	7 000 100.50	6 347 053.59	59 415 592.00	91%	71%

The above excludes Subsistence and travel

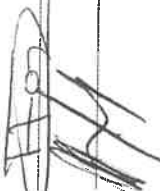
Prepared By: Date:


Reviewed By: Date:

Disclosures Concerning Councillors, Directors and Senior Officials 2020 2021

Mar-21

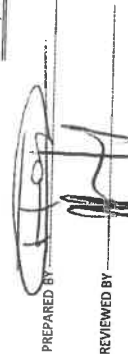

Description	Mayor 5014	Deputy Mayor 143	Speaker 5007	Section 79 Committee Chairperson 3928,108	Executive councillors 3930,2248,50 06	Councillors	Municipal Manager 169	Chief Financial Officer 99	Community Manager 5058	Manager Corporate Services 166	IPD Manager 5023
Salaries and Wages R'000	R 62,381.08	R 49,904.92	R 49,904.92	R 44,335.60	R 104,387.45	R 75,930.32	R 79,592.86	R 68,805.45	R 78,326.76	R 72,676.45	
Normal											
ACTING ALLOWANCE											
Overtime											
BONUSES											
BACK PAY											
LONG SERVICE BONUS											
LEAVE PAID OUT											
PERFORMANCE BONUS											
Contributions R'000	R 9,357.16	R 7,485.73	R 7,485.73	R 6,650.33	R 12,281.30	R 51,820.80	R 13,667.45	R 608.40	R 4,530.60	R 9.90	R 9.90
Pensions											
Medical Aid											
SALGRS											
UIF											
SKILLS LEVY											
Allowances R'000											
Travel and Motor Car											
DATA CARD	R 300.00	R 300.00	R 300.00	R 600.00	R 900.00	R 6,300.00	R 2,032.50	R 9.90	R 9.90	R 9.90	R 9.90
CELLPHONE	R 3,400.00	R 3,400.00	R 3,400.00	R 6,800.00	R 10,200.00	R 71,400.00	R 1,177.12	R 1,177.12	R 1,177.12	R 1,177.12	R 1,177.12
Housing Benefits and Allowances R'000											
Loans and Advances R'000											
Other Benefits and Allowances R'000											
Arrears Owed to Municipality											
TOTAL	R 75,438.24	R 61,090.65	R 61,090.65	R 65,669.63	R 148,723.72	R 554,452.19	R 107,853.59	R 89,898.04	R 74,256.43	R 89,881.04	R 73,590.23
	R 75,438.24	R 61,090.65	R 61,090.65	R 65,669.63	R 148,723.72	R 554,452.19	R 107,853.59	R 89,898.04	R 74,256.43	R 89,881.04	R 73,590.23
											R 1,401,944.41

PREPARED BY 

REVIEWED BY 

Disclosures Concerning Councilors, Directors and Senior Officials 2020 2021															
Description	Mayor 5014			Deputy Mayor 443			Speaker 5007			Section 79 Executive Councilors					
	Chairperson 3930,2248,50	3928,108	06,	3930,2248,50	3928,108	06,	3930,2248,50	3928,108	06,	Councilors	Municipal Manager 469	Chief Financial Officer 99	Community Manager 5058	Manager Corporate Services 166	IPD Manager 5023
Salaries and Wages R'000	R 561,429.72	R 449,144.28	R 449,144.28	R 399,020.40	R 0.00	R 0.00	R 939,487.05	R 3,262,496.13	R 684,704.07	R 695,840.94	R 619,246.09	R 704,940.84	R 654,088.05	R 0.00	R 0.00
ACTING ALLOWANCE	R 0.00	R 0.00	R 0.00	R 0.00	R 0.00	R 0.00	R 0.00	R 0.00	R 0.00	R 0.00	R 0.00	R 0.00	R 0.00	R 0.00	R 0.00
OverTime	R 0.00	R 0.00	R 0.00	R 0.00	R 0.00	R 0.00	R 0.00	R 0.00	R 0.00	R 0.00	R 0.00	R 0.00	R 0.00	R 0.00	R 0.00
BONUSES	R 0.00	R 0.00	R 0.00	R 0.00	R 0.00	R 0.00	R 0.00	R 0.00	R 0.00	R 0.00	R 0.00	R 0.00	R 0.00	R 0.00	R 0.00
BACK PAY	R 0.00	R 0.00	R 0.00	R 0.00	R 0.00	R 0.00	R 0.00	R 0.00	R 0.00	R 0.00	R 0.00	R 0.00	R 0.00	R 0.00	R 0.00
LONG SERVICE BONUS	R 0.00	R 0.00	R 0.00	R 0.00	R 0.00	R 0.00	R 0.00	R 0.00	R 0.00	R 0.00	R 0.00	R 0.00	R 0.00	R 0.00	R 0.00
LEAVE PAID OUT	R 0.00	R 0.00	R 0.00	R 0.00	R 0.00	R 0.00	R 0.00	R 0.00	R 0.00	R 0.00	R 0.00	R 0.00	R 0.00	R 0.00	R 0.00
PERFORMANCE BONUS	R 0.00	R 0.00	R 0.00	R 0.00	R 0.00	R 0.00	R 0.00	R 0.00	R 0.00	R 0.00	R 0.00	R 0.00	R 0.00	R 0.00	R 0.00
Contributions R'000	R 84,234.44	R 67,371.57	R 67,371.57	R 59,852.97	R 0.00	R 0.00	R 110,531.70	R 466,387.20	R 123,746.67	R 15,724.10	R 227.92	R 227.92	R 35,498.60	R 0.00	R 0.00
Pensions	R 0.00	R 0.00	R 0.00	R 0.00	R 0.00	R 0.00	R 0.00	R 0.00	R 0.00	R 0.00	R 0.00	R 0.00	R 0.00	R 0.00	R 0.00
Medical Aid	R 0.00	R 0.00	R 0.00	R 0.00	R 0.00	R 0.00	R 0.00	R 0.00	R 0.00	R 0.00	R 0.00	R 0.00	R 0.00	R 0.00	R 0.00
SALGRC	R 0.00	R 0.00	R 0.00	R 0.00	R 0.00	R 0.00	R 0.00	R 0.00	R 0.00	R 0.00	R 0.00	R 0.00	R 0.00	R 0.00	R 0.00
UIF	R 0.00	R 0.00	R 0.00	R 0.00	R 0.00	R 0.00	R 0.00	R 0.00	R 0.00	R 0.00	R 0.00	R 0.00	R 0.00	R 0.00	R 0.00
SKILLS LEVY	R 0.00	R 0.00	R 0.00	R 0.00	R 0.00	R 0.00	R 0.00	R 0.00	R 0.00	R 0.00	R 0.00	R 0.00	R 0.00	R 0.00	R 0.00
Allowances R'000	R 0.00	R 0.00	R 0.00	R 0.00	R 0.00	R 0.00	R 0.00	R 0.00	R 0.00	R 0.00	R 0.00	R 0.00	R 0.00	R 0.00	R 0.00
Travel and Motor Car	R 2,700.00	R 2,700.00	R 2,700.00	R 65,553.30	R 0.00	R 0.00	R 188,594.73	R 561,886.38	R 135,000.00	R 18,000.00	R 0.00	R 0.00	R 0.00	R 0.00	R 0.00
DATA CARD	R 0.00	R 0.00	R 0.00	R 0.00	R 0.00	R 0.00	R 0.00	R 0.00	R 0.00	R 0.00	R 0.00	R 0.00	R 0.00	R 0.00	R 0.00
CELLPHONE	R 30,600.00	R 30,600.00	R 30,600.00	R 61,200.00	R 15,400.00	R 8,100.00	R 1,800.00	R 642,600.00	R 0.00	R 0.00	R 0.00	R 0.00	R 0.00	R 0.00	R 0.00
Housing Benefits and Allowances R'000	R 0.00	R 0.00	R 0.00	R 0.00	R 0.00	R 0.00	R 0.00	R 0.00	R 0.00	R 0.00	R 0.00	R 0.00	R 0.00	R 0.00	R 0.00
Loans and Advances R'000	R 0.00	R 0.00	R 0.00	R 0.00	R 0.00	R 0.00	R 0.00	R 0.00	R 0.00	R 0.00	R 0.00	R 0.00	R 0.00	R 0.00	R 0.00
Other Benefits and Allowances R'000															
Amounts Owed to Municipality															
TOTAL	R 678,944.16	R 549,815.85	R 549,815.85	R 591,026.67	R 1,339,513.48	R 1,338,513.48	R 4,990,069.71	R 968,442.16	R 807,086.64	R 661,297.55	R 806,967.64	R 660,631.35	R 660,631.35	R 0.00	R 0.00
PREPARED BY															
REVIEWED BY															

Grand Total R 12,602,811.06


PREPARED BY

 REVIEWED BY


Payroll Reconciliation for March 2021

Vote Number	Description	Payroll Module	General Ledger	Variance	Journal Processed
	Employee Salary	R 4,027,545.07	4,012,963.02	R 14,582.05	DEDUCTION FOR UNPAID LEAVE (EMP171)
	Sitting Allowance			R 0.00	
	EPWP Stipend	R 282,392.40	280,126.29	R 2,266.11	EPWP ABSENT WITHOUT LEAVE (EMP172)
	Overtime	R 110,361.80	110,361.80	R 0.00	
	Leave Paid			R 0.00	
	Annual Bonus			R 0.00	
	Long Service Bonus			R 0.00	
	Subsistence And Travel	R 17,671.72	17,671.72	R 0.00	
	Travel Allowance Section 57	R 27,500.00	27,500.00	R 0.00	
	Housing Allowance	R 17,081.51	17,081.51	R 0.00	
	Bargaining Council levies	R 2,187.90	2,187.90	R 0.00	
	UIF	R 36,497.19	36,497.19	R 0.00	
	Skills Levy	R 49,533.62	49,533.62	R 0.00	
	Provident Pension Fund	R 573,631.18	581,046.87	R -7,415.69	NJMPF PAYMENT (EMP169)
	Medical Aid	R 253,857.84	254,143.84	R -286.00	NKONZO MEDICAL AID PAYMENT (EMP170)
				R 0.00	
	Council Allowance	R 673,413.54	673,413.54	R 0.00	
	Travel Allowance Cllrs	R 90,670.49	90,670.49	R 0.00	
	Cellphone Allowance	R 107,300.00	107,300.00	R 0.00	
	Pension Cllrs	R 95,081.05	95,081.05	R 0.00	
		R 6,364,725.31	R 6,355,578.84	R 9,146.47	
Difference			R 9,146.47		

Prepared by :

Verified by



REPORT ON COST CONTAINMENT MEASURES FOR 2020/21 FINANCIAL YEAR – THIRD QUARTER

(File Ref): Financial Services Department, AUTHOR: CFO

1st Level: MANCO

2nd Level: Finance Portfolio Committee

3rd Level: EXCO

4th Level: COUNCIL

1. PURPOSE

To present 2020/21 Annexure D of Circular 97 for Cost Containment Measures of Third Quarter for consideration and adoption by the Council.

2. LEGAL REQUIREMENTS

- Municipal Finance Management Act, No. 56 of 2003
- Municipal Systems Act, No. 32 of 2000
- The Constitution of the Republic of South Africa
- MFMA Circular No. 82 and 97

3. BACKGROUND AND REASONS

Cost Containment Measures Circular 82 and 97

Section 62(1)(a) of the Municipal Finance Management Act No. 56 of 2003 (MFMA) stipulates that the accounting officer of a municipality is responsible for managing the financial administration of a municipality and must for this purpose take all reasonable steps to ensure that the resources of the municipality are used effectively, efficiently and economically.

Annexure A – Cost Containment Measures

Circular No.82 - Cabinet resolved, on 23 October 2013 that cost containment measures must be implemented to eliminate wasteful expenditure, reprioritize spending and ensure savings on the following focus areas among others; engagement of consultants, travel and subsistence costs, issuing of credit cards,

accommodation costs, office furnishing costs, advertising or sponsorship costs, catering and events related costs.

Circular No.97 - Municipalities and municipal entities must disclose cost containment measures in their in-year budget reports, and annual costs savings in their annual reports. These reports must be submitted to Council for review and resolution. This measure is to enhance transparency and local accountability. The MCCR therefore provide a framework that is consistent with the provisions of the MFMA and other government pronouncements

4. ANNEXURES

- 4.1 Annexure D of Circular 97 for Cost Containment Measures for Third Quarter of 2020/21 Financial Year

5. RECOMMENDATION

It is therefore recommended that the Council:

- Note and adopt Annexure D of Circular 97 for Cost Containment Measures for Third Quarter of 2020/21 Financial Year

Annexure D: Total Cost Savings Disclosure in the In-Year and Annual Report Cost

Measures	Cost Containment In-Year Report Measures				Savings R'000
	Budget R'000	Q1 R'000	Q2 R'000	Q3 R'000	
Use of consultants	9,189,087.00	464,032.04	3,537,683.79	3,680,286.28	1,507,084.89
Vehicles used for political office -bearers	367,800.00	104,389.64	95,065.97	118,917.32	49,427.07
Travel and subsistence	1,147,968.75	103,729.84	156,430.46	136,015.48	751,792.97
Domestic accommodation	1,499,693.25	9,366.00	356,311.81	119,745.86	1,014,269.58
Sponsorships, events and catering	452,703.00	11,369.00	60,345.00	46,180.17	334,808.83
Communication	2,757,882.00	401,189.97	422,510.26	802,622.26	1,131,559.51
Other related expenditure items	1,007,835.00	222,836.38	294,136.43	358,117.18	132,745.01
Total	16,422,969.00	1,316,912.87	4,922,483.72	5,261,884.55	4,921,687.86

Cost Containment Measures	Cost Containment Annual Report		Savings R'000
	Budget R'000	Total Expenditure R'000	
Use of consultants	12,252,116.00	7,682,002.11	4,570,113.89
Vehicles used for political office -bearers	490,400.00	318,372.93	172,027.07
Travel and subsistence	1,530,625.00	396,175.78	1,134,449.22
Domestic accommodation	1,999,591.00	485,423.67	1,514,167.33
Sponsorships, events and catering	603,604.00	117,894.17	485,709.83
Communication	3,677,176.00	1,626,322.49	2,050,853.51
Other expenditure items	1,343,780.00	875,089.99	468,690.01
Total	21,897,292.00	11,501,281.14	10,396,010.86

REPORT TO COUNCIL ON THE INCLUSION OF ADDITIONAL BUDGET FUNDING FOR ELECTRIFICATION OF GREATER STEPMORE/RIDGE AND GREATER NGWAGWANE TO THE 2020/21 BUDGET

(File Ref): Financial Services Department, AUTHOR: CFO

1st Level: MANCO -

2nd Level: FINCO – 13/04/2021

3rd Level: BSC -

4th Level: EXCO -

5th Level: Council – 29/04/2021

1. PURPOSE

To report to Council about the inclusion of additional funding of R 2 ,4 million to the 2020/21 Budget for electrification of Greater Stepmore/ Ridge and Greater Ngwagwane.

2. LEGAL REQUIREMENTS

- Municipal Finance Management Act, No. 56 of 2003
- Municipal Systems Act, No. 32 of 2000
- The Constitution of the Republic of South Africa
- Municipal Budget and Reporting Regulations

3. BACKGROUND AND REASONS

Section 23(3) of MBRR

Section 23(3) of the Municipal Budget Reporting and Regulations, which states that if National or Provincial budget allocates or transfers additional revenues to the municipality, the Mayor of the municipality must, at the next available council meeting but within 60 days of the approval of the relevant National or Provincial adjustment, table adjustment budget referred to in section 28(2)(b) of the Act in municipal council to appropriate these additional revenues.

4. Application and Approval of Additional Funding

An application of additional funding was made by the municipality to the Department of Mineral Resources and Energy to be used in the project of electrification of Greater Stepmore and Greater Ngwagwane. Approval was granted to the Municipality, an additional funding of R2, 4 million has been deposited to the municipal bank account as per the bank statement in the annexure.

5. Annexure

- 5.1 Bank Statement – R 2 400 000 - Dated 29 March 2021
- 5.2 First Addendum To The Memorandum of Agreement

6. RECOMMENDATION

It is therefore recommended that:

- Council note and adopt inclusion of the additional budget funding to the 2020/21 financial year.

000037

PUBLIC SECTOR CHEQUE ACCOUNT: 62026224999

Tax Invoice/Statement Number : 2577

Date	Description	Amount	Balance	Accrued Bank Charges	
Opening Balance			7,389,968.56 Cr		
29 Mar	Scheduled Pymt From	39795-Iouch	1,600.00 Cr	7,391,568.56 Cr	
29 Mar	FNB App Payment From	Ndzim30059698	1,561.87 Cr	7,393,130.43 Cr	
29 Mar	FNB App Payment From	G.Petersen.259255	1,250.00 Cr	7,394,380.43 Cr	
29 Mar	FNB OB Pmt	39725 Lot 314	1,180.59 Cr	7,395,561.02 Cr	
29 Mar	FNB OB Pmt	39715	1,120.48 Cr	7,396,681.50 Cr	
29 Mar	FNB OB Pmt	DI Blakey (13305)	1,236.36 Cr	7,397,917.86 Cr	
29 Mar	FNB OB Pmt	5955 D. Factor	1,165.00 Cr	7,399,082.86 Cr	
29 Mar	FNB App Payment From	13005	1,180.60 Cr	7,400,263.46 Cr	
29 Mar	Rtc Credit	Ndzim 30056286 Bunga 18bo021185	500.00 Cr	7,400,763.46 Cr	
29 Mar	Rtc Credit	Ndzim 266169 Bungane 18bo021205	750.00 Cr	7,401,513.46 Cr	
29 Mar	FNB OB Pmt	Ndzim48475 Wt Walker	327.40 Cr	7,401,840.86 Cr	
29 Mar	FNB OB Pmt	Ndzim 238515	993.85 Cr	7,402,834.71 Cr	
29 Mar	FNB OB Pmt	Ndzim 123765	107.35 Cr	7,402,942.06 Cr	
29 Mar	FNB OB Pmt	Ndzim 123795	324.00 Cr	7,403,266.06 Cr	
29 Mar	FNB OB Pmt	Ndzim 123755	1,411.85 Cr	7,404,677.91 Cr	
29 Mar	FNB OB Pmt	Ndzim 123775	1,382.05 Cr	7,406,059.96 Cr	
29 Mar	FNB OB Pmt	Ndzim 123745	475.95 Cr	7,406,535.91 Cr	
29 Mar	FNB OB Pmt	Ndzim 39245	1,815.51 Cr	7,408,351.42 Cr	
29 Mar	FNB OB Pmt	Kwas128215	3,364.60 Cr	7,411,716.02 Cr	
29 Mar	Int-banking Pmt Frm	178635	1,340.98 Cr	7,413,057.00 Cr	
29 Mar	FNB App Payment From	Ndzim 263855	1,275.35 Cr	7,414,332.35 Cr	
29 Mar	FNB OB Pmt	Ndzim 107855	1,237.54 Cr	7,415,569.89 Cr	
29 Mar	FNB OB Pmt	259445	4,360.57 Cr	7,419,930.46 Cr	
29 Mar	FNB OB Pmt	110245	5,197.31 Cr	7,425,127.77 Cr	
29 Mar	FNB OB Pmt	30062078	700.35 Cr	7,425,828.12 Cr	
29 Mar	FNB OB Pmt	Ndzim 30059746 Lame	1,422.65 Cr	7,427,250.77 Cr	
29 Mar	FNB App Payment From	30058075	1,134.53 Cr	7,428,385.30 Cr	
29 Mar	FNB OB Pmt	Ndzim84775	710.40 Cr	7,429,095.70 Cr	
29 Mar	FNB OB Pmt	Ndzim89095	1,029.00 Cr	7,430,124.70 Cr	
29 Mar	FNB OB Pmt	238595	1,527.52 Cr	7,431,652.22 Cr	
29 Mar	FNB OB Pmt	Ndzim 30056152	1,250.00 Cr	7,432,902.22 Cr	
29 Mar	FNB OB Pmt	Ndzim 30059911 Quano	1,533.40 Cr	7,434,435.62 Cr	
29 Mar	FNB OB Pmt	Kwas 262315	1,428.50 Cr	7,435,864.12 Cr	
29 Mar	FNB OB Pmt	Ndzim 29368	1,129.80 Cr	7,436,993.92 Cr	
29 Mar	Int-banking Pmt Frm	Ndzim 10762	56.00 Cr	7,437,049.92 Cr	
29 Mar	FNB OB Pmt	Ndzim 30056358	1,389.33 Cr	7,438,439.25 Cr	
29 Mar	FNB OB Pmt	Account 144815 Clolu	1,100.00 Cr	7,439,539.25 Cr	
29 Mar	Int-banking Pmt Frm	A/C 233385	663.46 Cr	7,440,202.71 Cr	
29 Mar	Int-banking Pmt Frm	A/C 85	670.17 Cr	7,440,872.88 Cr	
29 Mar	FNB OB Pmt	262245	1,062.00 Cr	7,441,934.88 Cr	
29 Mar	FNB App Payment From	Account 30059681	500.00 Cr	7,442,434.88 Cr	
29 Mar	FNB App Payment From	Account 30057658	1,000.00 Cr	7,443,434.88 Cr	
29 Mar	FNB App Payment From	Ndzim 50415	454.70 Cr	7,443,889.58 Cr	
29 Mar	FNB App Payment From	Ndzim 233055	1,100.00 Cr	7,444,989.58 Cr	
29 Mar	General Credit - Domestic Trea	Integrated National Srbfntc210880680	2,400,000.00 Cr	9,844,989.58 Cr	
29 Mar	Cash Deposit	Undberg Dltc	1,335.00 Cr	9,846,324.58 Cr	33.18
29 Mar	Cash Deposit	Undberg Dltc	822.00 Cr	9,847,146.58 Cr	21.33
29 Mar	Cash Deposit	Undberg D8328	500.00 Cr	9,847,646.58 Cr	11.85
29 Mar	Cash Deposit	Undberg D8316	3,800.00 Cr	9,851,446.58 Cr	90.06

Branch Number	Account Number	Date	DDA DB/AV/ZE/XR/XR/K/PE/L7/WB/N	FNBUS
887	62026224999	21/03/29	Public Sector Cheque Account	

FIRST ADDENDUM TO THE MEMORANDUM OF AGREEMENT

Made and entered into between

THE DEPARTMENT OF MINERAL RESOURCES AND ENERGY

(Hereinafter referred to as "the Department")

AND

(DR. NKOSAZANA DLAMINI ZUMA LOCAL MUNICIPALITY KZN 436)

In respect of the

**Funding and implementation of the Integrated National Electrification
Programme**

over the period

1 April 2020 to 31 March 2021

NCW

Z.L.D

SVM

1. DEFINITIONS

1.1 "FIRST ADDENDUM" means this agreement amending the MAIN AGREEMENT and shall include:

I. "Annexure A and/or Annexure F" appended hereto.

1.2 "MAIN AGREEMENT" means the Memorandum of Agreement on the Funding and Implementation of an Integrated National Electrification Programme entered into between the parties hereto during 2020 and the annexures thereto.

2. RECORDAL

2.1 It is recorded that the parties hereto entered into the MAIN AGREEMENT during 2020/21.

2.2 The parties hereto are agreed to change to add the amount of R2 400 000.00 for the implementation of the projects to be completed by 31 March 2020.

2.3 The funds will only be transferred as per the cash flow schedule in the Annexure/s attached hereto

3. FIRST ADDENDUM

3.1. The parties hereto agree that the MAIN AGREEMENT be amended by the addition of "annexure A" and/or "Annexure F".

3.2. This agreement shall be effective from the date of signature hereof.

NCW

ZLO

S.N.M

4. REMAINING PROVISIONS OF MAIN AGREEMENT

4.1 The remaining provisions of the MAIN AGREEMENT shall, subject to the amendments contained in the FIRST ADDENDUM, remain in full force and binding on the parties hereto.


SIGNED AT _____ ON THE _____ DAY OF _____ 2021

For the **DEPARTMENT**
Duly authorised thereto
Date: _____

AS WITNESSES

- 1. _____
- 2. _____

SIGNED AT Creechton ON THE 31 DAY OF March 2021



For the **MUNICIPALITY**
Duly authorised thereto
Date: 31 March 2021

AS WITNESSES

- 1. 
- 2. _____

0000091

-4-

"Annexure A" and/or "Annexure F"



ANNEXURE A

**APPROVED INTEGRATED NATIONAL ELECTRIFICATION
PROGRAMME (HOUSEHOLD): PROJECT AND CASH
FLOW DETAILS FOR THE 2020/21 FINANCIAL YEAR**

Project Details

Province Name:	<input type="text" value="KZN"/>	Municipality Name:	<input type="text" value="Dr Nkosazana Dlamini Zuma"/>
Project Name:	<input type="text" value="Greater Ngwagv"/>	Municipality Number:	<input type="text" value="KZN 436"/>
Project Part of IDP:	<input type="text" value="yes"/>	Number of Connections Planned:	<input type="text" value="67"/>
Type of Electrification:	<input type="text" value="Household"/>	IDP Project Number:	<input type="text" value="2020/21 IDP"/>
Sufficient Supply Capacity:	<input type="text" value="yes"/>	House Density:	<input type="text" value="Rural"/>
ADMD Initial:	<input type="text"/>	Connection Supply Capacity:	<input type="text" value="20A"/>
		ADMD Final:	<input type="text"/>

Approved Connections and Capital Detail

Approved Capital:	<input type="text" value="R1 200 000.00"/>	Approved Connections:	<input type="text" value="67"/>
DMRE Subsidy:	<input type="text" value="R 18 000"/>	DMRE Suite of Supply	<input type="text" value="20A"/>

Detailed Cash Flow and Connections Per Month**Cash Flow**

Apr:	May:	Jun:	Jul:	Aug:	Sept:	
<input type="text"/>	<input type="text"/>	<input type="text"/>	<input type="text"/>	<input type="text"/>	<input type="text"/>	
Okt:	Nov:	Dec:	Jan:	Feb:	Mar:	Total Cash Flow:
<input type="text"/>	<input type="text"/>	<input type="text"/>	<input type="text"/>	<input type="text"/>	<input type="text" value="R1 200 000.00"/>	<input type="text" value="R1 200 000.00"/>

Connections

Apr:	May:	Jun:	Jul:	Aug:	Sep:	
<input type="text"/>	<input type="text"/>	<input type="text"/>	<input type="text"/>	<input type="text"/>	<input type="text"/>	
Okt:	Nov:	Dec:	Jan:	Feb:	Mar:	Total Connections:
<input type="text"/>	<input type="text"/>	<input type="text"/>	<input type="text"/>	<input type="text"/>	<input type="text"/>	<input type="text" value="67"/>

Now Z.L.D
S.M.M



ANNEXURE A

**APPROVED INTEGRATED NATIONAL ELECTRIFICATION
PROGRAMME (HOUSEHOLD): PROJECT AND CASH
FLOW DETAILS FOR THE 2020/21 FINANCIAL YEAR**

Project Details

Province Name:	<input type="text" value="KZN"/>	Municipality Name:	<input type="text" value="Dr Nkomoza Dlamini Zuma"/>
Project Name:	<input type="text" value="Greater Stepmo"/>	Municipality Number:	<input type="text" value="KZN 436"/>
Project Part of IDP:	<input type="text" value="yes"/>	Number of Connections Planned:	<input type="text" value="67"/>
Type of Electrification:	<input type="text" value="Household"/>	IDP Project Number:	<input type="text" value="2020/21 IDP"/>
Sufficient Supply Capacity:	<input type="text" value="yes"/>	House Density:	<input type="text" value="Rural"/>
ADMD Initial:	<input type="text"/>	Connection Supply Capacity:	<input type="text" value="20A"/>
		ADMD Final:	<input type="text"/>

Approved Connections and Capital Detail

Approved Capital:	<input type="text" value="R1 200 000.00"/>	Approved Connections:	<input type="text" value="67"/>
DMRE Subsidy:	<input type="text" value="R 18 000"/>	DMRE Suite of Supply	<input type="text" value="20A"/>

Detailed Cash Flow and Connections Per Month**Cash Flow**

Apr:	May:	Jun:	Jul:	Aug:	Sept:	
<input type="text"/>	<input type="text"/>	<input type="text"/>	<input type="text"/>	<input type="text"/>	<input type="text"/>	
Oct:	Nov:	Dec:	Jan:	Feb:	Mar:	Total Cash Flow:
<input type="text"/>	<input type="text"/>	<input type="text"/>	<input type="text"/>	<input type="text"/>	<input type="text" value="R1 200 000.00"/>	<input type="text" value="R1 200 000.00"/>

Connections

Apr:	May:	Jun:	Jul:	Aug:	Sep:	
<input type="text"/>	<input type="text"/>	<input type="text"/>	<input type="text"/>	<input type="text"/>	<input type="text"/>	
Oct:	Nov:	Dec:	Jan:	Feb:	Mar:	Total Connections:
<input type="text"/>	<input type="text"/>	<input type="text"/>	<input type="text"/>	<input type="text"/>	<input type="text"/>	<input type="text" value="67"/>

NEW 220
5.4.17

MUNICIPALITY: **DR Nkosazana Dlamini Zuma** MUNICIPALITY No.: **KZN 436** TOTAL APPROVED BUDGET: **R2 400 000.00**



List major activities/milestones (i.e. what will be achieved) per quarter for each funded project															
NB: This form must be filled electronically															
	QUARTER 1			QUARTER 2			QUARTER 3			QUARTER 4					
	APR	MAY	JUN	JUL	AUG	SEP	OCT	NOV	DEC	JAN	FEB	MAR			
1	Greater Stepmore/Ridge phase 3			Planting of poles, stringing of lines, installed meters and switching on			Appointment of service provider (consultant & contractor)			Detailed design			Eskom approval and site establishment		
2	Greater Ngwagwane phase 3			Planting of poles, stringing of lines, installed meters and switching on			Appointment of service provider (consultant & contractor)			Detailed design			Eskom approval and site establishment		
3															
4															
5															
6															
7															

Initials: *NCU* *ZLO* *SNM*

REPORT TO COUNCIL FOR ASSET MANAGEMENT – ASSETS DISPOSAL

FINANCIAL SERVICES

AUTHOR: CFO

(File Ref): Financial Services Department

1st Level: MANCO

3rd Level: Portfolio Committee

2nd Level: EXCO

3rd Level: Council

PURPOSE

To request the approval from council for the disposal of capital or transfer of ownership of assets.

LEGAL REQUIREMENTS

Municipal Finance Management Act, No. 56 of 2003

In terms of section 14(2) of the Municipal Finance Management Act, No. 56 of 2003, states that, a municipality may transfer ownership or otherwise dispose of a capital asset other than one contemplated in subsection (1), but only after the municipal council, in a meeting open to the public:

- a) has decided on reasonable grounds that the asset is not needed to provide the minimum level of basic municipal services; and
- b) has considered the fair market value of the asset and the economic and community value to be received in exchange for the asset.

In terms of section 14(5) of the Municipal Finance Management Act, No. 56 of 2003, states that, any transfer of ownership of a capital asset in terms of subsection (2) or (4) must be fair, equitable,

transparent, competitive and consistent with the supply chain management policy which the municipality must have and maintain in terms of section 111.

Standard Of Generally Recognised Accounting Practice (GRAP)

In terms of GRAP 17.78, The carrying amount of an item of property, plant and equipment shall be derecognized on disposal or when no future economic benefits or service potential are expected from its use or disposal.

In terms of GRAP 13.112 An intangible asset shall be derecognised on disposal or when no future economic benefits or service potential are expected from its use or disposal.

Asset Management And Disposal Policy

In terms of paragraph 4.4 of the Asset Management And Disposal Policy, where assets have been identified as under-performing, or no longer functionally suited for basic service-delivery needs, consideration shall be given to the possible alternatives to disposal.

Furthermore; reasonable grounds for determining that a capital asset is not required for the provision of the minimum level of basic municipal services shall include the following:

- The asset was acquired specifically for resale or distribution, e.g. investment property
- The asset is impaired (in respect of which the asset custodian can provide evidence).
- The municipality no longer performs the function for which the asset was purchased,
- It is an immovable asset no longer located close to where the service is required,
- The asset has been replaced.
- The asset no longer performs the required level of service

4.4.1 Asset disposal methods

Assets can be disposed of in the following methods;

- Transfer
- Auctions and Biddings;
- Donations;
- Destruction/Deconstruction; and
- Scrapping

BACKGROUND AND REASONS

- An annual conditional assessment of each individual asset was conducted for the year ended 30 June 2020.
- Non-current assets were identified as licenses expired, contract expired, physically impaired or not found.
- Investigations by the asset management unit were performed and the results are contained in the summary of assets recommended for disposal table, with the detailed asset listing in the annexures.

SUMMARY OF ASSETS RECOMMENDED FOR DISPOSAL

Classes of assets	No. of asset	Cost	Accumulated Depreciation	Accumulated impairment	Carrying amount
Infrastructure Assets	3	219 215,26	-77 443,45	-141 771,81	-
Community Assets	3	1 127,98	-1 127,98	0,00	-
Machinery and equipment Assets	85	393 622,62	-303 917,22	-89 705,40	-
Transportation Assets	3	1 090 816,20	-258 880,46	-831 935,74	-
Furniture and office equipment assets	170	182 317,07	-149 161,98	-33 155,09	-
Computer equipment Assets	75	372 585,42	-323 886,17	-48 699,25	-
Finance Leased Assets	14	1 165 954,78	-1 165 954,78	0,00	-
Intangible assets	28	227 031,35	-195 520,53	-31 510,82	-
Total	383	3 652 670,68	-3 652 670,68	-1 176 778,11	-

RECOMMENDATION

It is therefore recommended that council notes and approves the disposal of the abovementioned assets in terms of section 14(2) of the Municipal Finance Management Act, No. 56 of 2003.

Annexure A – Infrastructure related assets

Infrastructure assets									
Purchase Date	Description	GPS Co-Ordinate	Condition	Cost	Accumulated Depreciation	Accumulated impairment	Carrying Amount	Asset Management Unit Comment	
1997/06/30	Staff house	29031'07" 29044'36"	Very Poor	16 292,32	- 16 292,32	-	-	Very poor condition / end of useful life	
1998/06/30	Can Crusher	29031'07" 29044'36"	Very Poor	21 618,65	- 21 618,65	-	-	Very poor condition / end of useful life	
2009/06/30	Incinerator	29031'07" 29044'36"	Very Poor	181 304,28	- 39 532,48	- 141 771,81	-	Very poor condition / end of useful life	
TOTAL				219 215,26	- 77 443,45	- 141 771,81	-		

Annexure B – Community assets

Community assets									
Purchase Date	Description	LOCATION	Cost	Accumulated Depreciation	Accumulated impairment	Carrying Amount	Comment		
2005/01/07	NKELABANTWANA HALL: FENCING	INKELEBANTWANA	129,32	- 129,32	-	-	Asset replaced with new asset		
2005/01/07	NJOBOKAZI HALL: FENCING	NJOBOKAZI	156,51	- 156,51	-	-	Asset replaced with new asset		
2005/01/07	SONYONGWANE HALL: FENCING	SONYONGWANE	842,14	- 842,14	-	-	Asset replaced with new asset		
TOTAL			1 127,98	- 1 127,98	-	-			

Annexure C – Machinery and Equipment assets

Purchase Date	Asset Description	Machinery and equipment assets						Carrying Amount	Comment
		Asset Code / Barcode	Cost	Accumulated depreciation	Accumulated Impairment				
2005/01/07	PROTEA 750R HONDA MOWER	1646	505,27	415,65	89,62	-	-	Poor condition, cost benefit analysis unfavourable	
2016/04/21	Loudhailer Mobile System	7318	4 947,70	2 453,32	2 494,38	-	-	Poor condition, cost benefit analysis unfavourable	
2016/04/21	Loudhailer Mobile System	7319	4 947,70	2 453,32	2 494,38	-	-	Poor condition, cost benefit analysis unfavourable	
2016/04/21	Loudhailer Mobile System	7344	4 947,70	2 453,32	2 494,38	-	-	Poor condition, cost benefit analysis unfavourable	
2016/04/21	Loudhailer Mobile System	7382	4 947,70	2 453,32	2 494,38	-	-	Poor condition, cost benefit analysis unfavourable	
2016/04/21	Loudhailer Mobile System	7381	4 947,70	2 453,32	2 494,38	-	-	Poor condition, cost benefit analysis unfavourable	
2013/01/30	BrushCutter STL FS280 1.9KW	7673	936,35	935,63	0,71	-	-	Poor condition, cost benefit analysis unfavourable	
2014/02/27	Loud hailer for vehicles	6454	4 033,76	2 709,91	1 323,86	-	-	Poor condition, cost benefit analysis unfavourable	
2014/02/27	Loud hailer for vehicles	6453	4 033,76	2 709,91	1 323,86	-	-	Poor condition, cost benefit analysis unfavourable	
2014/02/27	Loud hailer for vehicles	6447	3 679,51	2 471,92	1 207,59	-	-	Poor condition, cost benefit analysis unfavourable	
2012/06/30	KIC Fridge	6467	439,22	276,28	162,94	-	-	Poor condition, cost benefit analysis unfavourable	

2009/ 03/06	Husquarvana 143F2 Brushcutter, Serial No 90103292	6405	3 911,78	2 617,47	1 294,31	-	Poor condition, cost benefit analysis unfavourable
2014/ 06/01	Fire Fighting and Hose Pipe	7054	5 486,52	5 485,73	0,79	-	Poor condition, cost benefit analysis unfavourable
2015/ 04/20	John Deere D105 - Ride On Mower	no code	29 912,29	29 911,46	0,82	-	Poor condition, cost benefit analysis unfavourable
2015/ 04/20	John Deere D105 - Ride On Mower	7400	29 912,29	29 911,46	0,82	-	Poor condition, cost benefit analysis unfavourable
2014/ 01/16	Husquarvana brushcutter	WKS1148	2 104,21	2 103,62	0,59	-	Poor condition, cost benefit analysis unfavourable
2009/ 03/06	Husquarvana 143F2 Brushcutter, Serial No 90103316	TE027	96,87	64,82	32,05	-	Poor condition, cost benefit analysis unfavourable
1992/ 06/30	Tractor Grade Blade	TE005	130,97	130,57	0,40	-	Poor condition, cost benefit analysis unfavourable
2005/ 06/30	1.8 Falcon Slasher	TE021	195,20	194,45	0,74	-	Poor condition, cost benefit analysis unfavourable
2011/ 11/09	Sakai Rs75Rammer-c/w HondaGX120	TE044	267,12	266,23	0,89	-	Poor condition, cost benefit analysis unfavourable
2012/ 07/26	Traffic amplifier and siren	NUD4825	1 503,54	1 502,88	0,66	-	Poor condition, cost benefit analysis unfavourable
2015/ 01/30	Husquavarna brush cutter	WKS1229	164,37	105,56	58,81	-	Poor condition, cost benefit analysis unfavourable
2015/ 01/30	Husquavarna brush cutter	WKS1230	25 179,77	25 178,95	0,82	-	Poor condition, cost benefit analysis unfavourable
2015/ 01/30	Husquavarna brush cutter	WKS1225	2 622,09	2 621,27	0,82	-	Poor condition, cost benefit analysis unfavourable

0000100

2015/ 01/30	Husquavarna brush cutter	WKS1233	2 622,09	2 621,27	-	0,82	-	Poor condition, cost benefit analysis unfavourable
2015/ 01/30	Husquavarna brush cutter	EC 027	2 622,09	2 621,27	-	0,82	-	Poor condition, cost benefit analysis unfavourable
2014/ 07/24	NUD 4824 VEHICLE TRACKING SOLUTION	NUD4824 ALTECH NETSTAR FLEET	1 108,33	1 107,53	-	0,80	-	Poor condition, cost benefit analysis unfavourable
2014/ 07/24	NUD4825 VEHICLE TRACKING SOLUTION	NUD4825 ALTECH NETSTAR FLEET	1 108,33	1 107,53	-	0,80	-	Poor condition, cost benefit analysis unfavourable
2016/ 07/04	Brush cutters	WKS1398	11 079,91	11 079,25	-	0,66	-	Poor condition, cost benefit analysis unfavourable
2016/ 07/04	Brush cutters	364428952	11 079,91	11 079,25	-	0,66	-	Poor condition, cost benefit analysis unfavourable
2016/ 07/04	Brush cutters	WKS1401	11 079,91	11 079,25	-	0,66	-	Poor condition, cost benefit analysis unfavourable
2016/ 07/04	Brush cutters	7546	11 079,91	11 079,25	-	0,66	-	Poor condition, cost benefit analysis unfavourable
2018/ 10/17	Brush cutters	5462	5 821,74	3 298,99	-	2 522,75	-	Poor condition, cost benefit analysis unfavourable
2018/ 10/17	Brush cutters	5481	5 821,74	3 298,99	-	2 522,75	-	Poor condition, cost benefit analysis unfavourable
2018/ 10/17	Brush cutters	5460	5 821,74	3 298,99	-	2 522,75	-	Poor condition, cost benefit analysis unfavourable
2018/ 10/17	Brush cutters	5461	5 821,74	3 298,99	-	2 522,75	-	Poor condition, cost benefit analysis unfavourable
2019/ 06/05	Set of soccer field poles plus net	can not be barcoded due to nature of assets	28 000,00	5 973,33	-	22 026,67	-	Poor condition, cost benefit analysis unfavourable
2006/ 06/30	Snake Catcher Equipment	TE023	797,26	507,62	-	289,65	-	Asset lost and cannot be reported to South african

0000101

2007/09/12	DAVEY TWIN 50L FIBREGLASS TANKS BAKKIE SUKKER	7561		271,69	247,70	-	24,00	-	police service due to lack of key details
2007/09/12	DAVEY TWIN 50L FIBREGLASS TANKS BAKKIE SUKKER	7555		271,69	271,61	-	0,08	-	Asset lost and cannot be reported to South african police service due to lack of key details
2009/11/09	Husqvarna Ride-On Mowers	849		1 134,74	977,96	-	156,78	-	Asset lost and cannot be reported to South african police service due to lack of key details
2010/06/09	Vaper Vaccum Cleaner	1832		226,10	225,64	-	0,46	-	Asset lost and cannot be reported to South african police service due to lack of key details
2013/04/15	Loud hailer for vehicles	7510		1 752,39	1 751,99	-	0,41	-	Asset lost and cannot be reported to South african police service due to lack of key details
2013/05/30	Pistol Hand Gun	can not be barcoded due to nature of assets		3 148,71	3 148,24	-	0,48	-	Lost and reported to the South African Police Service
2013/11/07	Husqvana Chainsaw	7865		2 093,07	2 092,51	-	0,56	-	Asset lost and cannot be reported to South african police service due to lack of key details
2014/02/27	Loud hailer for vehicles	6450		4 033,76	4 032,98	-	0,78	-	Asset lost and cannot be reported to South african police service due to lack of key details
2014/02/27	Loud hailer for vehicles	6462		4 033,76	4 032,98	-	0,78	-	Asset lost and cannot be reported to South african police service due to lack of key details
2014/02/27	Loud hailer for vehicles	6483		3 679,51	3 678,73	-	0,78	-	Asset lost and cannot be reported to South african police service due to lack of key details

2014/ 08/21	Network connection tool kit		can not be barcoded due to nature of assets	365,21	364,54	-	0,67	-	Asset lost and cannot be reported to South african police service due to lack of key details
2014/ 10/22	Stihl BlowerBG-55		WKS1217	251,89	251,20	-	0,69	-	Asset lost and cannot be reported to South african police service due to lack of key details
2015/ 03/18	HUSQUAVARNA CHAINS		WKS1281	4 239,37	4 238,55	-	0,82	-	Asset lost and cannot be reported to South african police service due to lack of key details
2013/ 01/30	BrushCutter STL FS280 1.9KW		6300	936,35	935,63	-	0,71	-	Asset lost and cannot be reported to South african police service due to lack of key details
2013/ 01/30	BrushCutter STL FS280 1.9KW		7682	936,35	935,63	-	0,71	-	Asset lost and cannot be reported to South african police service due to lack of key details
2013/ 01/30	BrushCutter STL FS280 1.9KW		7833	936,35	935,63	-	0,71	-	Asset lost and cannot be reported to South african police service due to lack of key details
2013/ 01/30	BrushCutter STL FS280 1.9KW		7608	936,35	935,63	-	0,71	-	Asset lost and cannot be reported to South african police service due to lack of key details
2013/ 01/30	BrushCutter STL FS280 1.9KW		7685	936,35	601,34	-	335,01	-	Asset lost and cannot be reported to South african police service due to lack of key details
2013/ 01/30	BrushCutter STL FS280 1.9KW		6376	936,35	601,34	-	335,01	-	Asset lost and cannot be reported to South african police service due to lack of key details
2013/ 01/30	BrushCutter STL FS280 1.9KW		7613	936,35	601,34	-	335,01	-	Asset lost and cannot be reported to South african police service due to lack of key details

2013/01/30	BrushCutter STL FS280 1.9KW	7674	936,35	601,34	-	335,01	-	Asset lost and cannot be reported to South african police service due to lack of key details
2013/01/30	BrushCutter STL FS280 1.9KW	7569	936,35	601,34	-	335,01	-	Asset lost and cannot be reported to South african police service due to lack of key details
2016/02/09	BrushCutter STL FS280 1.9KW	7314	7 800,55	3 966,18	-	3 834,37	-	Asset lost and cannot be reported to South african police service due to lack of key details
2016/02/09	BrushCutter STL FS280 1.9KW	7321	7 800,55	3 966,18	-	3 834,37	-	Asset lost and cannot be reported to South african police service due to lack of key details
2016/02/09	BrushCutter STL FS280 1.9KW	7328	7 800,55	3 966,18	-	3 834,37	-	Asset lost and cannot be reported to South african police service due to lack of key details
2016/02/09	BrushCutter STL FS280 1.9KW	7330	7 800,55	3 966,18	-	3 834,37	-	Asset lost and cannot be reported to South african police service due to lack of key details
2016/02/09	BrushCutter STL FS280 1.9KW	7332	7 800,55	3 966,18	-	3 834,37	-	Asset lost and cannot be reported to South african police service due to lack of key details
2016/02/09	BrushCutter STL FS280 1.9KW	7324	7 800,55	3 966,18	-	3 834,37	-	Asset lost and cannot be reported to South african police service due to lack of key details
2016/02/09	BrushCutter STL FS280 1.9KW	7313	7 800,55	3 966,18	-	3 834,37	-	Asset lost and cannot be reported to South african police service due to lack of key details
2016/02/09	BrushCutter STL FS280 1.9KW	T6472-12C00111	7 800,55	3 966,18	-	3 834,37	-	Asset lost and cannot be reported to South african police service due to lack of key details

2014/ 01/16	Husquarvana brushcutter	WKS1145	734,02	733,43	-	0,59	-	Asset lost and cannot be reported to South african police service due to lack of key details
2014/ 01/16	Husquarvana brushcutter	WKS1146	734,02	733,43	-	0,59	-	Asset lost and cannot be reported to South african police service due to lack of key details
2014/ 01/16	Husquarvana brushcutter	WKS1147	124,27	123,68	-	0,59	-	Asset lost and cannot be reported to South african police service due to lack of key details
2016/ 02/09	BrushCutter STL FS280 1.9KW	7343	7 800,55	3 966,18	-	3 834,37	-	Asset lost and cannot be reported to South african police service due to lack of key details
2016/ 06/08	BrushCutter STL FS280 1.9KW	6114	5 732,98	2 797,38	-	2 935,61	-	Asset lost and cannot be reported to South african police service due to lack of key details
2014/ 07/24	NUD5144 VEHICLE TRACKING SOLUTION	NUD5144 AL TECH NETSTAR FLEET	1 108,33	1 107,53	-	0,80	-	Asset lost and cannot be reported to South african police service due to lack of key details
2016/ 07/04	Brush cutters	WKS1399	11 079,91	11 079,25	-	0,66	-	Asset lost and cannot be reported to South african police service due to lack of key details
Total			393 622,62	-303 917,22		-89 705,40		

Annexure D – Transportation Assets

Transportation assets						
Purchase Date	Asset Description	Cost	Accumulated Depreciation	Accumulated impairment	Carrying Amount	Comment
2012/09/17	Isuzu KB 250 D-TEQ LWB LE Reg. No. NIP 838	93 144,70	93 143,92	0,78	0,78	
2016/09/30	Toyota quantum 14 seater	426 623,00	125 955,36	300 667,64	300 667,64	Stolen and reported to SAPS, claimed from insurance
2018/03/01	Nissan Navara 2.3 4x4 M	571 048,50	39 780,40	531 268,10	531 268,10	Accident and reported to SAPS, claimed from insurance
TOTAL		1 090 816,20	-258 879,68	-831 936,52	831 936,52	

Annexure E - Furniture and office equipment assets

Furniture and office equipment							
Purchase Date	Asset Description	Asset Code / Barcode	Cost	Accumulated depreciation	Accumulated impairment	Carrying Amount	Comment
2009/03/01	Samsung air conditioner: 9000 BTU	6655	329,58	166,28	163,29	-	Poor condition, cost benefit analysis unfavourable
2009/02/01	JungleHip-Hop chair	1265	22,33	22,33	-	-	Poor condition, cost benefit analysis unfavourable
2009/02/01	JungleHip-Hop chair	1266	29,70	20,55	9,16	0,00	Poor condition, cost benefit analysis unfavourable
2003/06/30	WOOD CUPBOARD	586	61,22	61,22	-	-	Poor condition, cost benefit analysis unfavourable
2003/06/30	OVEN WARMER FOOD	261	76,75	48,28	28,47	0,00	Poor condition, cost benefit analysis unfavourable
2003/06/30	4-PLATE DEFY STOVE	580	148,34	93,31	55,03	0,00	Poor condition, cost benefit analysis unfavourable
2003/06/30	CABINET FILING METAL 4 DRAWER	317	30,15	22,48	7,68	-	Poor condition, cost benefit analysis unfavourable

2011/09/13	HP Officejet printer	7235	33,29	21,03	12,26	-	Poor condition, cost benefit analysis unfavourable
2011/09/13	HP Officejet printer Samsung 4 in 1	7238	60,64	57,57	3,08	-	Poor condition, cost benefit analysis unfavourable
2012/01/31	HP OfficeJet Printer 6500 4 in 1	7257	173,16	119,83	53,33	-	Poor condition, cost benefit analysis unfavourable
2012/02/23	Laminator Machine	7293	83,03	57,10	25,93	-	Poor condition, cost benefit analysis unfavourable
2012/02/23	Laminator Machine	7289	83,03	57,10	25,93	-	Poor condition, cost benefit analysis unfavourable
2012/05/15	REXEL Shredder	7722	309,08	308,44	0,64	-	Poor condition, cost benefit analysis unfavourable
2013/03/05	Visitors Leather Chair	7601	424,95	424,59	0,36	-	Poor condition, cost benefit analysis unfavourable
2013/03/05	Visitors Leather Chair	7714	424,95	336,34	88,61	-	Poor condition, cost benefit analysis unfavourable
2013/04/15	Parrot Projector Screen SCO165	7864	384,56	384,16	0,41	-	Poor condition, cost benefit analysis unfavourable
2013/04/25	Symbol Scanner	6325	413,84	413,42	0,42	-	Poor condition, cost benefit analysis unfavourable
2013/02/07	Laminator Machine	5170	142,00	114,41	27,59	-	Poor condition, cost benefit analysis unfavourable
2014/06/30	Nikon D3100 HD Camera	6461	3	3 045,62	0,65	-	Poor condition, cost benefit analysis unfavourable
2014/06/30	12000 BTU Airconditioner	6451	4	2 782,95	1 388,91	-	Poor condition, cost benefit analysis unfavourable
2014/09/15	36000 BTU Airconditioner	7036	6	4 385,81	2 288,44	-	Poor condition, cost benefit analysis unfavourable
2015/01/19	12000 BTU Airconditioner	7042	5	3 684,55	2 042,92	-	Poor condition, cost benefit analysis unfavourable
2015/03/24	Epson Ink Printer L355 Ink Tank System Print Scan	7066	1	1 273,57	725,38	-	Poor condition, cost benefit analysis unfavourable
2015/03/26	Epson Ink Printer L355 Ink Tank System Print Scan	6410	1	1 273,21	725,74	-	Poor condition, cost benefit analysis unfavourable
2015/04/08	MF-HP DESKJET PRINTER 4515	7801	1	696,80	399,02	-	Poor condition, cost benefit analysis unfavourable
2015/04/22	4 DRAWER STEEL FILING CABINET With Security Bar	7807	1	1 648,20	0,83	-	Poor condition, cost benefit analysis unfavourable
2009/10/29	Notebook with 1GB 1Gb RAM,160GB ,Carry Bag	A299	3	3 834,45	0,55	-	Poor condition, cost benefit analysis unfavourable

2015/06/09	LAMINATING MACHINE	CL1317	1	180,91	1 180,08	0,83	-	Poor condition, cost benefit analysis unfavourable
2010/05/20	1xPeza H/B Chair. Cont Burgundy EA	CS0301	1	130,39	129,54	0,85	-	Poor condition, cost benefit analysis unfavourable
2011/06/08	Gigabyte Q1580L Laptop	CS0303	4	889,86	4 888,99	0,87	-	Poor condition, cost benefit analysis unfavourable
2004/07/01	Visitors -no Arms Oak Charesx	EC0185	1	283,11	282,92	0,20	-	Poor condition, cost benefit analysis unfavourable
2006/07/01	Bookcase 3Tier 1176Hx350x835w-Oak Melamine EA	EC0196	1	97,07	97,01	0,07	-	Poor condition, cost benefit analysis unfavourable
2006/07/01	Typist Chair -Burgundy	3415	1	81,14	81,08	0,06	-	Poor condition, cost benefit analysis unfavourable
2004/07/01	Wall Heater Salton	EC0213	1	123,41	123,41	-	-	Poor condition, cost benefit analysis unfavourable
2009/11/27	Peza Armchair -Continental Burgundy EA	EC0216	1	251,53	103,33	148,20	-	Poor condition, cost benefit analysis unfavourable
2007/07/01	Full PC and Printer for MM.s PA	EC0223	1	869,81	1 869,06	0,74	-	Poor condition, cost benefit analysis unfavourable
2004/07/01	Wall Heater Salton	EC0227	1	123,41	122,75	0,66	-	Poor condition, cost benefit analysis unfavourable
2001/07/01	Executive Swivel Chair (brown)	EC0247	1	289,04	288,51	0,53	-	Poor condition, cost benefit analysis unfavourable
2011/12/04	Panasonic RR-US551 IC Recorder,Adaptor,Charger & batteries	EC0249	1	64,01	63,31	0,70	-	Poor condition, cost benefit analysis unfavourable
2015/04/10	Digital recorder	EC1283	5	534,92	5 533,99	0,93	-	Poor condition, cost benefit analysis unfavourable
2009/07/01	New Acer Extensia 5230E-901G 16MN	F00025	1	998,72	1 998,07	0,66	-	Poor condition, cost benefit analysis unfavourable
2009/10/29	Notebook with 1GB 1Gb RAM, 160GB ,Carry Bag	F00034	1	635,63	1 634,94	0,69	-	Poor condition, cost benefit analysis unfavourable
2009/07/01	New Acer Extensia 5230E-901G 16MN	F00038	1	998,72	1 998,07	0,66	-	Poor condition, cost benefit analysis unfavourable
2009/10/29	1xPCs with Dual Core CPU,2Gb RAM,160GB HDD	FA0088	1	999,09	1 998,18	0,90	-	Poor condition, cost benefit analysis unfavourable
2002/07/01	Wall Heater Salton	FA0090	1	156,99	116,10	40,89	-	Poor condition, cost benefit analysis unfavourable
2004/07/01	A4 6 Drawer Buddi Filing System	FA0096	1	115,36	73,42	41,94	0,00	Poor condition, cost benefit analysis unfavourable
2002/07/01	Computer Stand on castors	FC0009	1	217,07	132,42	84,65	0,00	Poor condition, cost benefit analysis unfavourable

2004/07/01	-Epson LX 300 Printer(R1573.)	FC0010	571,74	292,32	279,41	0,00	Poor condition, cost benefit analysis unfavourable
2004/07/01	A4 6 Drawer Buddi Filing System	FC0011	115,36	58,98	56,37	0,00	Poor condition, cost benefit analysis unfavourable
2004/07/01	Reception desk- 4drawers	FC0012	120,43	61,58	58,86	0,00	Poor condition, cost benefit analysis unfavourable
2011/01/13	1xGigabyte PC .Keyboard,Mouse,Windows7 Home Pr,Office 2010, 19Monit.	FC0013	3 893,62	1 211,06	2 682,56	0,00	Poor condition, cost benefit analysis unfavourable
2001/07/01	Notice Board Framed 1000x1250 Parrot - Green	FC0019	129,02	129,02	-	-	Poor condition, cost benefit analysis unfavourable
1997/07/01	Bank Notes Machine-Elco Agencies	FC0022	91,37	91,37	-	-	Poor condition, cost benefit analysis unfavourable
2001/07/01	Office Desk -no drawers	FC0101	216,78	161,52	55,26	0,00	Poor condition, cost benefit analysis unfavourable
2004/07/01	Typist chair-burgundy	FC0661	105,98	105,19	0,80	-	Poor condition, cost benefit analysis unfavourable
2010/06/22	PC for Debtors Section	FD0045	2 544,32	2 543,49	0,83	-	Poor condition, cost benefit analysis unfavourable
2002/07/01	Wall Heater Salton	FH0124	156,99	122,84	34,14	-	Poor condition, cost benefit analysis unfavourable
2007/07/01	Desk	FL0127	236,26	157,57	78,69	-	Poor condition, cost benefit analysis unfavourable
2009/10/19	Peza H/B Chair -Burgundy EA	FS0074	312,58	190,12	122,46	-	Poor condition, cost benefit analysis unfavourable
2009/07/01	New Acer Extensia 5230E-901G 16MN	FS0112	1 998,72	1 997,93	0,80	-	Poor condition, cost benefit analysis unfavourable
2005/07/01	Highback Swival and Tild	FS0151	268,97	268,97	-	-	Poor condition, cost benefit analysis unfavourable
2015/03/03	Folding table	LED1288	692,50	691,68	0,82	-	Poor condition, cost benefit analysis unfavourable
2015/03/03	Folding table	LED1289	692,50	691,68	0,82	-	Poor condition, cost benefit analysis unfavourable
2015/03/03	Folding table	LED1290	692,50	691,68	0,82	-	Poor condition, cost benefit analysis unfavourable
2007/07/01	Polyprop Chair	4449	27,28	20,43	6,84	-	Poor condition, cost benefit analysis unfavourable
2007/07/01	Polyprop Chair	MK0632	27,28	17,16	10,12	-	Poor condition, cost benefit analysis unfavourable
2007/07/01	Chairs x1- brown pleater	MK0634	147,57	92,81	54,76	-	Poor condition, cost benefit analysis unfavourable

0000111

2004/07/01	Desk 2.90 Deg Link	PC0324B	358,24	358,14	0,10	-	Poor condition, cost benefit analysis unfavourable
2004/07/01	Wall Heater Salton	PC0326	123,41	123,31	0,10	-	Poor condition, cost benefit analysis unfavourable
2002/07/01	Swivel Tip H/B Chair (blue)	PC0330	353,45	327,13	26,32	-	Poor condition, cost benefit analysis unfavourable
1986/07/01	Chairs x2- brown pleater	PO0356	147,79	133,72	14,07	-	Poor condition, cost benefit analysis unfavourable
2004/07/01	Typist Chair -Burgundy	PO0362	123,41	122,75	0,66	-	Poor condition, cost benefit analysis unfavourable
2004/07/01	salton wall heater	PO0685A	123,41	122,75	0,66	-	Poor condition, cost benefit analysis unfavourable
2013/07/22	Epson Dot Matrix Printer.MJZY034144	PO1156	2	2 963,90	0,75	-	Poor condition, cost benefit analysis unfavourable
2004/07/01	Econo Typist Chair	PS0289	135,69	69,37	66,31	-	Poor condition, cost benefit analysis unfavourable
2015/02/13	EPSON PRINTER	SV1270	6	6 617,18	0,91	-	Poor condition, cost benefit analysis unfavourable
2001/07/01	Microwave-Daewoo DMR- 140	UK0621	72,69	58,20	14,49	-	Poor condition, cost benefit analysis unfavourable
2013/04/15	Sony cyber-shot DSC-WX100	UK0626	935,01	934,28	0,73	-	Poor condition, cost benefit analysis unfavourable
2013/03/04	heavy duty stappler	UK0628	120,21	119,49	0,72	-	Poor condition, cost benefit analysis unfavourable
2003/06/30	2 DOOR WOOD CUPBOARD	136	41,70	31,88	9,83	-	Poor condition, cost benefit analysis unfavourable
2003/06/30	CHAIR	6306	31,62	23,57	8,05	-	Poor condition, cost benefit analysis unfavourable
2003/06/30	DESK CHAIR WITH HIGH BACK ARMS	437	28,57	28,57	-	-	Poor condition, cost benefit analysis unfavourable
2006/06/14	BLACK LEATHER HIGHBACK CHAIR	936	44,75	33,60	11,15	-	Poor condition, cost benefit analysis unfavourable
2007/10/11	ROUND TABLES 1800	1201	225,25	225,10	0,15	-	Poor condition, cost benefit analysis unfavourable
2007/10/11	ROUND TABLES 1800	1203	225,25	225,10	0,15	-	Poor condition, cost benefit analysis unfavourable
2007/10/11	ROUND TABLES 1800	1205	225,25	225,10	0,15	-	Poor condition, cost benefit analysis unfavourable
2007/10/11	ROUND TABLES 1800	1206	225,25	225,10	0,15	-	Poor condition, cost benefit analysis unfavourable

2007/10/11	ROUND TABLES 1800	1208	225,25	225,10	0,15	-	Poor condition, cost benefit analysis unfavourable
2007/10/11	ROUND TABLES 1800	1209	225,25	225,10	0,15	-	Poor condition, cost benefit analysis unfavourable
2007/10/11	ROUND TABLES 1800	1210	225,25	225,10	0,15	-	Poor condition, cost benefit analysis unfavourable
2007/10/11	ROUND TABLES 1800	1214	225,25	225,11	0,15	-	Poor condition, cost benefit analysis unfavourable
2007/07/01	STUDY CHAIRS RICK STACKERS - BLACK	1077	16,73	16,71	0,01	-	Poor condition, cost benefit analysis unfavourable
2007/07/01	STUDY CHAIRS RICK STACKERS - BLACK	1090	16,73	16,71	0,01	-	Poor condition, cost benefit analysis unfavourable
2007/07/01	STUDY CHAIRS RICK STACKERS - BLACK	1094	16,73	16,71	0,01	-	Poor condition, cost benefit analysis unfavourable
2007/07/01	STUDY CHAIRS RICK STACKERS - BLACK	1095	16,73	16,71	0,01	-	Poor condition, cost benefit analysis unfavourable
2007/07/01	STUDY CHAIRS RICK STACKERS - BLACK	1099	16,73	16,71	0,01	-	Poor condition, cost benefit analysis unfavourable
2007/07/01	STUDY CHAIRS RICK STACKERS - BLACK	1119	16,73	16,71	0,01	-	Poor condition, cost benefit analysis unfavourable
2007/07/01	STUDY CHAIRS RICK STACKERS - BLACK	1120	16,73	16,71	0,01	-	Poor condition, cost benefit analysis unfavourable
2007/07/01	STUDY CHAIRS RICK STACKERS - BLACK	1123	16,73	16,71	0,01	-	Poor condition, cost benefit analysis unfavourable
2007/07/01	STUDY CHAIRS RICK STACKERS - BLACK	1129	16,73	16,71	0,01	-	Poor condition, cost benefit analysis unfavourable
2007/07/01	STUDY CHAIRS RICK STACKERS - BLACK	1130	16,73	16,71	0,01	-	Poor condition, cost benefit analysis unfavourable
2007/07/01	STUDY CHAIRS RICK STACKERS - BLACK	1132	16,73	16,71	0,01	-	Poor condition, cost benefit analysis unfavourable
2007/07/01	STUDY CHAIRS RICK STACKERS - BLACK	1135	16,73	16,71	0,01	-	Poor condition, cost benefit analysis unfavourable
2009/06/30	Chair - Ocean	752	7,86	310,88	-	-	Poor condition, cost benefit analysis unfavourable
2009/06/30	1 Seater Couch	4309	53,60	48,51	0,47	-	Poor condition, cost benefit analysis unfavourable
2009/06/30	Visitors Metal Chair	1491	7,10	58,01	6,70	-	Poor condition, cost benefit analysis unfavourable
2009/06/30	Hydraboil	157	9,65	242,19	0,47	-	Poor condition, cost benefit analysis unfavourable

2009/06/30	Sofa Visit (1 Seater)	402	23,23	109,04	0,47	-	Poor condition, cost benefit analysis unfavourable
2009/06/30	Sofa Visit (1 Seater)	401	23,23	205,73	0,47	-	Poor condition, cost benefit analysis unfavourable
2010/02/24	Arm chair	1414	48,98	60,29	27,14	-	Poor condition, cost benefit analysis unfavourable
2010/02/24	Arm chair	1478	48,98	57,38	30,05	-	Poor condition, cost benefit analysis unfavourable
2010/02/24	Arm chair	1415	64,71	10,28	5,39	-	Poor condition, cost benefit analysis unfavourable
2010/02/24	Arm chair	1627	64,71	10,28	5,39	-	Poor condition, cost benefit analysis unfavourable
2009/11/23	Office Desk	1500	109,51	45,11	23,63	-	Poor condition, cost benefit analysis unfavourable
2010/09/14	Blue chair with wheels	1909	124,92	201,30	0,09	-	Poor condition, cost benefit analysis unfavourable
2012/11/30	Conference Side Chair 4 Legged Oak Frame	7642	274,65	555,16	335,11	-	Poor condition, cost benefit analysis unfavourable
2015/08/12	PODIUM	6079	4	1 342,37	0,83	-	Poor condition, cost benefit analysis unfavourable
2015/12/07	High Back Chair	6108	627,86	9 252,83	9 129,20	-	Poor condition, cost benefit analysis unfavourable
2013/04/25	High back leather chair	7860	264,76	692,99	370,25	-	Poor condition, cost benefit analysis unfavourable
1984/06/01	Brown Table Desk	CL1151	72,69	259,86	124,01	-	Poor condition, cost benefit analysis unfavourable
1996/06/01	Very Large Wooden desk	7059	136,30	341,57	-	-	Poor condition, cost benefit analysis unfavourable
1997/06/01	Blinds- Library	CL1155	182,70	341,57	0,43	-	Poor condition, cost benefit analysis unfavourable
2000/06/01	Table with Sink	CL1156	103,02	973,01	291,74	0,00	Poor condition, cost benefit analysis unfavourable
2000/06/01	Brown Table Desk	CL1157	103,02	394,31	683,11	-	Poor condition, cost benefit analysis unfavourable
2002/06/01	Desk	CL1158	136,07	512,54	-	-	Poor condition, cost benefit analysis unfavourable
2002/06/01	HP CPU	CL1159	228,50	2 051,39	-	-	Poor condition, cost benefit analysis unfavourable
2002/06/01	General Equipment - Aids Display Unit	CL1160	409,98	680,63	0,57	-	Poor condition, cost benefit analysis unfavourable

2003/06/01	Haverland 14 Rib Oil Heater 3000W S 28925	CL1161	430,00	3 655,05	1 235,13	-	Poor condition, cost benefit analysis unfavourable
2004/06/01	Green office Chair	1382	165,68	3 655,05	1 235,13	0,00	Poor condition, cost benefit analysis unfavourable
2005/03/14	Vertical Blindes	CL1165	2 802,11	1 264,10	0,65	-	Poor condition, cost benefit analysis unfavourable
2015/06/24	GCM AIRCON	CL1346	8 589,04	642,35	224,32	-	Poor condition, cost benefit analysis unfavourable
2015/01/27	GOWN STAND	EC1280	681,20	982,91	0,71	-	Poor condition, cost benefit analysis unfavourable
2013/04/25	High back leather chair	FA1008	1 264,76	1 307,03	683,11	-	Poor condition, cost benefit analysis unfavourable
2015/06/24	GCM AIRCON	FH1312	4 890,18	683,39	204,90	-	Poor condition, cost benefit analysis unfavourable
2015/07/13	heavy duty 4x4 highback chair	FL1351	1 476,55	924,54	0,48	-	Poor condition, cost benefit analysis unfavourable
2015/07/13	heavy duty 4x4 highback chair	FL1352	1 476,55	6 635,12	0,48	-	Poor condition, cost benefit analysis unfavourable
2015/07/13	heavy duty 4x4 highback chair	FL1353	1 476,55	1 953,97	0,48	-	Poor condition, cost benefit analysis unfavourable
2013/04/25	3 drawer desk	FL1356	1 412,35	1 953,97	0,48	-	Poor condition, cost benefit analysis unfavourable
2014/09/16	High back leather chair	FO1007	811,41	1 854,06	721,86	-	Poor condition, cost benefit analysis unfavourable
2012/11/26	4Drawer Wooden	FO1180	983,62	206,08	0,68	-	Poor condition, cost benefit analysis unfavourable
2017/03/25	Fridge	MK1059	546,80	2 428,47	1 892,28	-	Poor condition, cost benefit analysis unfavourable
2017/06/30	High Back Chair Concorde	7922	1 803,00	746,50	1 056,50	-	Poor condition, cost benefit analysis unfavourable
2018/02/01	Salton 3 bar heater	6876	250,00	129,78	120,22	-	Poor condition, cost benefit analysis unfavourable
2018/07/03	Electric Kettle	3427	683,33	682,20	1,13	-	Poor condition, cost benefit analysis unfavourable
2018/07/03	Bean bag	Can Not be barcoded	573,42	570,23	3,19	-	Poor condition, cost benefit analysis unfavourable
2018/07/03	Bean bag	Can Not be barcoded	573,42	570,23	3,19	-	Poor condition, cost benefit analysis unfavourable

Purchase Date	Asset Description	Can Not be barcoded	Cost	Accumulated depreciation	Accumulated Impairment	Carrying Amount	Comment
2018/07/03	Bean bag	Can Not be barcoded	573,42	570,23	3,19	-	Poor condition, cost benefit analysis unfavourable
2018/07/03	Bean bag	Can Not be barcoded	573,42	570,23	3,19	-	Poor condition, cost benefit analysis unfavourable
2017/05/15	Coffee table (1000mm) for magazine/publications	4943	2 499,00	827,49	1 671,51	-	Poor condition, cost benefit analysis unfavourable
2017/05/15	High back chair swivel & tilt arm chair	5495	1 799,00	1 021,81	777,19	-	Poor condition, cost benefit analysis unfavourable
TOTAL			156 434,66	149 727,29	33 155,09	-	

Annexure F – Computer assets

Computer assets							
Purchase Date	Asset Description	Can Not be barcoded	Cost	Accumulated depreciation	Accumulated Impairment	Carrying Amount	Comment
2010/08/30	Acer Laptop		700,67	700,15	0,51	-	Poor condition, cost benefit analysis unfavourable
2012/07/26	Macbook Laptop 11' inch		1 810,17	810,20	0,04	-	Poor condition, cost benefit analysis unfavourable
2012/08/20	Acer TM 5760 Laptop		1 628,87	628,36	0,51	-	Poor condition, cost benefit analysis unfavourable

2012/10/3 1	Seagate Expansion 1 TB Hard Drive	269,55	-	269,00	-	0,55	-	Poor condition, cost benefit analysis unfavourable
2013/01/0 3	HP 20" LED LCD Monitor	328,82	-	328,23	-	0,58	-	Poor condition, cost benefit analysis unfavourable
2013/01/0 3	HP 20" LED LCD Monitor	328,82	-	328,23	-	0,58	-	Poor condition, cost benefit analysis unfavourable
2013/01/0 3	HP 20" LED LCD Monitor	328,82	-	328,23	-	0,58	-	Poor condition, cost benefit analysis unfavourable
2013/01/0 3	HP Compaq 6300Pro SFF I-Core i3 CPU	1 635,56	-	1 634,98	-	0,58	-	Poor condition, cost benefit analysis unfavourable
2013/01/0 3	HP Compaq 6300Pro SFF I-Core i3 CPU	1 635,56	-	1 634,98	-	0,58	-	Poor condition, cost benefit analysis unfavourable

								analysis unfavourable
2013/06/28	HP COMPAQ	2 558,60	-	2 557,94	-	0,65	-	Poor condition, cost benefit analysis unfavourable
2013/09/06	HP Probook 4540s Notebook	3 463,87	-	3 304,89	-	158,98	-	Poor condition, cost benefit analysis unfavourable
2013/10/15	HP Pro Book 450 Core i7	4 749,18	-	4 404,45	-	344,73	-	Poor condition, cost benefit analysis unfavourable
2013/11/04	Acer TMP 453 - M Laptop 6893	2 947,26	-	2 695,67	-	251,59	-	Poor condition, cost benefit analysis unfavourable
2014/03/28	HP ProBook 450G1 Core i3 -	3 440,01	-	2 344,15	-	1 095,86	-	Damaged, Poor condition, cost benefit analysis unfavourable
2014/06/19	HP Probook 4540s Laptops	5 766,61	-	3 855,90	-	1 910,72	-	Damaged, Poor condition,

									cost benefit analysis unfavourable
2014/06/19			5 766,61	-	5 765,96	-	0,65		Poor condition, cost benefit analysis unfavourable
2015/03/19			6 338,80	-	6 338,07	-	0,72		Poor condition, cost benefit analysis unfavourable
2015/05/18			3 631,82	-	3 631,09	-	0,74		Poor condition, cost benefit analysis unfavourable
2015/09/01			6 148,77	-	4 477,19	-	1 671,58		Damaged, Poor condition, cost benefit analysis unfavourable
2015/09/01			6 148,77	-	6 148,02	-	0,75		Poor condition, cost benefit analysis unfavourable

2016/02/17	Acer TMP258	16 067,20	-	10 842,29	-	5 224,91	-	Damaged, Poor condition, cost benefit analysis unfavourable
2016/06/30	Dell Inspiron 3658 i5 Intel Core	8 584,39	-	8 583,59	-	8 0,80	-	Poor condition, cost benefit analysis unfavourable
2016/07/15	Dell 3570 I5 Laptop	12 370,30	-	7 825,94	-	4 544,36	-	Damaged, Poor condition, cost benefit analysis unfavourable
2014/05/15	Verbatim 3.5m external harddrive USB3 2TB M47672	363,84	-	363,05	-	0,79	-	Poor condition, cost benefit analysis unfavourable
2013/04/15	HP 655 laptop	3 398,73	-	3 398,00	-	0,73	-	Poor condition, cost benefit analysis unfavourable
2014/03/10	hp laptop 2CE3460L1L	1 784,71	-	1 784,10	-	0,61	-	Poor condition, cost benefit analysis

2014/03/1 0	hp laptop 2CE3460L04	1 784,71	-	1 784,10	-	0,61	-	Poor condition, cost benefit analysis unfavourable
2014/03/1 0	hp laptop 2CE3460L18	5 504,94	-	5 504,16	-	0,78	-	Poor condition, cost benefit analysis unfavourable
2014/03/1 0	hp laptop 2CE3460KTX	1 784,71	-	1 035,00	-	749,71	-	Poor condition, cost benefit analysis unfavourable
2013/04/1 5	HP deskjet 3000 printerJ310a	504,42	-	504,01	-	0,41	-	Poor condition, cost benefit analysis unfavourable
2013/04/1 5	HP 655 laptop	1 042,77	-	1 042,36	-	0,41	-	Poor condition, cost benefit analysis unfavourable
2013/04/1 5	HP 655 laptop	3 398,73	-	3 398,00	-	0,73	-	Poor condition, cost benefit

									analysis unfavourable
									Damaged, Poor condition, cost benefit analysis unfavourable
2013/04/1 5	HP 655 laptop	3 398,73	-	2 159,04	-	1 239,69	-		
2014/07/0 3	Desktop Windows 7 Professiona	5 212,02	-	5 211,37	-	0,66	-		Poor condition, cost benefit analysis unfavourable
2015/06/2 6	Laptop probook	5 999,36	-	5 998,62	-	0,74	-		Poor condition, cost benefit analysis unfavourable
2015/06/2 6	Laptop probook	5 999,36	-	5 998,62	-	0,74	-		Poor condition, cost benefit analysis unfavourable
2015/06/2 6	Laptop probook	5 999,36	-	5 998,62	-	0,74	-		Poor condition, cost benefit analysis unfavourable
2015/06/2 6	HP W2072a 20 " LED LCD Monitor	918,84	-	918,10	-	0,74	-		Poor condition, cost

								benefit analysis unfavourable
								Poor condition, cost benefit analysis unfavourable
2015/06/26	SEAGE SLIM PORTABLE 1TB 2.5 USB 3.0 HARD DRIVE	709,12	708,37	-	0,74	-		
2015/06/26	HP 280 MT G1	4 692,99	-	4 692,25	0,74	-		
2015/10/22	DELL LAPTOP S/N:B339M52	13 440,31	-	13 439,55	0,76	-		
2015/10/22	Lenovo laptop S/N:MP074FSX	8 437,63	-	8 436,87	0,76	-		
2013/04/15	HP 655 laptop	3 398,73	-	3 398,00	0,73	-		
2015/10/09	Verbatim external harddrive 3TB M47673	1 141,45	-	1 140,69	0,76	-		

								benefit analysis unfavourable
2015/10/09	Verbatim external harddrive 3TB M47674	1 141,45	-	1 140,69	-	0,76	-	Poor condition, cost benefit analysis unfavourable
2014/03/10	hp laptop 2CE3460L2S	1 784,71	-	1 784,10	-	0,61	-	Poor condition, cost benefit analysis unfavourable
2014/03/10	hp laptop 2CE3460K84	1 784,71	-	1 784,10	-	0,61	-	Poor condition, cost benefit analysis unfavourable
2014/03/10	hp laptop 2CE3460L1R	1 784,71	-	1 490,15	-	294,56	-	Poor condition, cost benefit analysis unfavourable
2015/06/26	Laptop probook	5 999,36	-	5 998,62	-	0,74	-	Poor condition, cost benefit analysis unfavourable
2015/06/26	Laptop probook i5	5 999,36	-	5 998,62	-	0,74	-	Poor condition, cost

								benefit analysis unfavourable
2014/03/10	hp laptop 2CE3460L1C	1 784,71	-	1 784,10	-	0,61	-	Poor condition, cost benefit analysis unfavourable
2013/1/28	16 port MBPS backmount switch	96,30	-	95,73	-	0,57	-	Poor condition, cost benefit analysis unfavourable
2017/01/12	HP 250 G5 Laptop -	12 000,14	-	11 999,31	-	0,83	-	Poor condition, cost benefit analysis unfavourable
2017/01/26	Acer Laptop TMP 250 Laptop	12 921,05	-	5 530,82	-	7 390,23	-	Damaged, Poor condition, cost benefit analysis unfavourable
2017/02/16	Dell Tape drive for SAMRAS Server	13 260,19	-	13 259,39	-	0,80	-	Poor condition, cost benefit analysis unfavourable

2017/02/20	Acer Laptop TMP 259 Laptop - Sihle bekwa	12 913,16	-	5 389,61	-	7 523,55	-	Damaged, Poor condition, cost benefit analysis unfavourable
2017/03/23	Acer TMP259-M - 50Z2 Laptop	12 713,16	-	7 011,36	-	5 701,80	-	Damaged, Poor condition, cost benefit analysis unfavourable
2017/04/20	ProBook Laptop i5	12 529,82	-	12 529,02	-	0,80	-	Poor condition, cost benefit analysis unfavourable
2017/05/04	Apple iPad 232gb Wifi &G	8 683,33	-	8 682,66	-	0,67	-	Poor condition, cost benefit analysis unfavourable
2017/09/10	HP Compaq 6300Pro SFF i-Core i3 CPU & HP 20" LED LCD Monitor	-	-	-	-	-	-	Poor condition, cost benefit analysis unfavourable
2017/11/20	HP Laptop	17 500,00	-	8 260,18	-	9 239,82	-	Damaged, Poor condition, cost benefit

									analysis unfavourable
2018/05/30					43 000,00	-	43 000,00		analysis unfavourable
									Poor condition, cost benefit analysis unfavourable
	Magaqqa trading: Supply&Del of Anti-virus								
2020/06/30	MICROSOFT OFFICE		372	585,42		-	323 886,17	48 699,25	Poor condition, cost benefit analysis unfavourable
TOTAL									

Annexure G – Finance leased assets

Finance leased assets							
Purchase Date	Description	Cost	Accumulated Depreciation and impairment	Carrying Amount	Comment		
2017/07/03	HS 5000 Serial No. 34015013	920 173,31	-	920 173,31	-		Contract expired
2011/04/01	Printing and photocopying machineV4309300652	9 547,90	-	9 547,90	-		Contract expired
2011/04/01	Printing and photocopying machineM5583500625	8 583,74	-	8 583,74	-		Contract expired
2011/04/01	Printing and photocopying machineV43009300651	4 947,48	-	4 947,48	-		Contract expired
2011/04/01	Printing and photocopying machineM3201000009	84 881,63	-	84 881,63	-		Contract expired
2013/11/01	GESTNER BIG PRINTERCNFF317724	13 971,14	-	13 971,14	-		Contract expired
2013/11/01	Photocopying MachineCNFF317719	13 971,14	-	13 971,14	-		Contract expired
2013/11/01	office phoneCNFF317699	13 971,14	-	13 971,14	-		Contract expired
2013/11/01	Nashua laser jet pro400CNFF317721	13 971,14	-	13 971,14	-		Contract expired

2013/11/01	ShredderCNFF317722	13 971,14	-	13 971,14	-	Contract expired
2013/11/01	Nashua recohW913P400354	26 051,63	-	26 051,63	-	Contract expired
2013/11/01	Nashua SPC430DNCNFF217740	13 971,14	-	13 971,14	-	Contract expired
2013/11/01	Printer laser jet Pro400CNFF317727	13 971,14	-	13 971,14	-	Contract expired
2013/11/01	Gas stoveCNFF217770	13 971,14	-	13 971,14	-	Contract expired
TOTAL		1 165 954,78	-	1 165 954,78	-	

Annexure H – Intangible assets

Intangible assets						
Purchase Date	Description	Fair value amount	Accumulated Depreciation and impairment	Carrying Amount	Comment	
2004/06/30	SAMRAS DB4 SOFTWARE	4 347,98	-	4 347,98	Licence period expired	
2012/06/25	CASEWARE FINANCIAL STATEMENT SOFTWARE	9 660,00	-	9 660,00	Licence period expired	
2013/01/15	PayDay Payroll System - FINANCE	14 518,19	-	14 518,19	Licence period expired	
2013/05/15	PayDay Payroll System - FINANCE	8 029,46	-	8 029,46	Licence period expired	
2013/05/15	PayDay Payroll System - HR	5 570,94	-	5 570,94	Licence period expired	
2014/07/23	CASEWARE AFS SOFTWARE 2nd Licence user	5 952,99	-	5 952,99	Licence period expired	
2012/08/11	Antivirus	3 608,79	-	3 608,79	Licence period expired	
2013/09/23	fixed asset module- pastel	22 966,90	-	22 966,90	Licence period expired	
2014/02/22	SCM Module	15 055,50	-	15 055,50	Licence period expired	
2014/10/23	Eset endpoint	12 114,41	-	12 114,41	Licence period expired	
2015/06/26	Microsoft office software	50 563,66	-	50 563,66	Licence period expired	
2015/06/26	ArcGIS SOFTWARE	16 677,00	-	16 677,00	Licence period expired	
2015/08/21	Microsoft office software	1 937,64	-	1 937,64	Licence period expired	
2016/01/06	Microsoft office software	1 461,79	-	1 461,79	Licence period expired	
26/02/2019	MICROSOFT OFFICE 2016	3 736,52	-	3 736,52	Licence period expired	

26/02/2019	MICROSOFT OFFICE WINDOWS 10 FOR MS MINDAWENI	3 736,52	-	3 736,52	-	Licence period expired
2019/05/27	Microsoft office software	3 735,65	-	3 735,65	-	Licence period expired
2019/05/27	Microsoft office software	3 735,65	-	3 735,65	-	Licence period expired
2019/05/27	Microsoft office software	3 735,65	-	3 735,65	-	Licence period expired
2019/06/11	Microsoft office software	3 988,70	-	3 988,70	-	Licence period expired
2019/06/11	Microsoft office software	3 988,70	-	3 988,70	-	Licence period expired
2019/06/10	Microsoft office software	3 986,96	-	3 986,96	-	Licence period expired
2019/06/10	Microsoft office software	3 986,96	-	3 986,96	-	Licence period expired
2019/06/25	Microsoft office software	3 986,96	-	3 986,96	-	Licence period expired
2019/06/25	Microsoft office software	3 986,96	-	3 986,96	-	Licence period expired
2019/06/25	Microsoft office software	3 986,96	-	3 986,96	-	Licence period expired
2019/06/25	Microsoft office software	3 986,96	-	3 986,96	-	Licence period expired
2019/06/25	Microsoft office software	3 986,96	-	3 986,96	-	Licence period expired
TOTAL		227 031,35	-	227 031,35	-	

EXPENDITURE MANAGEMENT REPORT FOR THE PERIOD OF MARCH 2021

AUTHOR : Chief Financial Officer

Levels : 1st Level –MANCO
 : 2NDLevel- Committee
 : 3RD Level-Exco
 : 4th Level-Council

2. PURPOSE

To report to the committee on the payments made during the month of March 2021

3. LEGAL REQUIREMENTS

- MFMA Act NO .56 of 2003

4. BACKGROUND AND REASONING

The accounting officer of a municipality is responsible for the management of the expenditure of the municipality. The accounting officer must take all reasonable steps to ensure that the municipality has and maintains an effective system of expenditure control, including procedures for approval, authorisation, withdrawal and payments of funds

The accounting officer must also make sure that the municipality has and maintains a system of internal control in respect of creditors and payments, that payments by the municipality are made directly to the person to whom it is due unless agreed otherwise for reasons as may be prescribed, and that all money owing by the municipality be paid within 30 days of receiving the relevant invoice or statement, unless prescribed otherwise for certain categories of expenditure.

5. FINANCIAL IMPLICATIONS

No financial implications

6. STAFF IMPLICATIONS

No staff implications

7. Annexures

- Payment listing DR Nkosazana Dlamini Zuma Municipality
- Top ten creditors
- Free basic electricity for March 2021

8. RECOMMENDATIONS

That this report noted by the committee

LIST OF PAYMENTS MADE IN THE MONTH OF MARCH 2021						
PAYMENT NUMBER	SUPPLIER NAME	DESCRIPTION	AMOUNT	DATE OF INVOICE	PAYMENT DATE	COMPLIANCE
901	Mazulukweni Trading and Construction (Pty) Ltd	Purchase and Installation of Tractor Mower for Creighton:4 Slides and 4 Blades	12 400.00	2021/03/03	2021/03/04	YES
902	Sibane Group JV Stoyi Consulting	Himeville Asphalts Phase2 Certificate3	687 315.04	2021/02/19	2021/03/04	YES
903	Sibane Group JV Stoyi Consulting	Underberg Asphalts Phase3 Certificate3	815 830.98	2021/02/19	2021/03/04	YES
904	Sibane Group JV Stoyi Consulting	Bulwer Asphalt Phase7 Certificate3	526 187.27	2021/02/19	2021/03/04	YES
905	Makize Plumbing	Renovation of Creighton Main Building Retention Paid Certificate4	26 115.21	2021/02/19	2021/03/04	YES
906	GreenDoor Landscape service	Provision of Horticulture Management Services	25 875.00	2021/02/19	2021/03/04	YES
907	Bulwer Library & Hall: 5241271066	Electricity for February Statement	14 124.95	2021/02/24	2021/03/04	YES
908	Lyceum College	Study Assistance for Mr M.W Dlamini	16 698.00	2021/03/05	2021/03/12	YES
909	University of South Africa(UNISA)	Study Assistance for Mrs F.E Zondi	17 230.00	2021/03/05	2021/03/12	YES
910	Lusted and Johnson	Petrol for Brushcutters to be used in Creighton, Underberg and Himeville PWBS Centre and Diesel for KZN Truck	7 178.86	2021/03/04	2021/03/15	YES
911	The Don Ira Family	February Rental for Underberg Office	4 479.74	2021/03/04	2021/03/15	YES
912	Underberg Forest Garden	Purchase of Tools for Repairs of Brushcutters: Small tool box with tools x1, FS 280 Carborater x7 and FS 280 Set of rings x10	22 442.83	2021/03/04	2021/03/15	YES
913	Gugube Holdings (Pty) Ltd	Catering for the 30 Participants in the Homestay Training	14 500.00	2021/03/04	2021/03/31	YES
914	Tradewinds Maintenance and Supply	Supply, Delivery and Install Lightning Conductors in the Dr NDZ Municipality Area	184 230.00	2021/03/05	2021/03/15	YES
915	Powervision Technology	SLA Support and Dedicated Hosting Service	24 707.00	2021/03/03	2021/03/15	YES
916	Mbusiba Trading	Still Water (20x24 Pack) for Corporate Service	5 760.00	2021/03/04	2021/03/15	YES
917	Isibindi Stationers (Pty) Ltd	Office Stationary: x50 Sign here Flags Indexer, Scissor, Cardboard Paper, x5 Heavy Duty Punch and Heavy Duty Staplers	15 237.50	2021/03/04	2021/03/15	YES
918	Welcomy Investments (Pty) Ltd	Refuse Bags for the Underberg Area x30 000	53 331.25	2021/03/04	2021/03/15	YES
919	Umhlaba Consulting Group	Building Plans Information Management System Phase1	125 999.99	2021/03/04	2021/03/15	YES
920	Phindile Ndlovu	Preparation for Meeting, Attending to MPT Meeting and Drafting of R.O.D	6 552.00	2021/03/05	2021/03/15	YES
921	Mark Povall	Preparation for Meeting, Attending to MPT Meeting and Drafting of R.O.D	9 982.00	2021/03/05	2021/03/15	YES
922	Joan Zima	Refund for Rate Clearance Certificate	1 422.10	2021/03/05	2021/03/15	YES
923	Nashua Maritzburg	Telephone Fees for February Statement	108 116.10	2021/03/05	2021/03/15	YES
924	Eskom Lot 178 Himeville Travel Agency	Electricity for February Statement	3 740.24	2021/03/09	2021/03/10	YES
925	Eskom	Electricity for February Statement	127.06	2021/03/09	2021/03/15	YES
926	Eskom Bulwer Art Centre	Electricity for February Statement	3 622.71	2021/03/09	2021/03/15	YES
927	Eskom Bulwer CSC	Electricity for February Statement	11 272.60	2021/03/09	2021/03/10	YES
928	Eskom Bulwer taxi rank	Electricity for February Statement	5 530.34	2021/03/09	2021/03/15	YES
929	Inkotha Agencies Sports and Co	Protective Clothing for Corporate Service Officials	29 950.00	2021/03/04	2021/03/15	YES
930	Tunimart Travel Agency	Accommodation for Mr M Sibisi Attending Disciplinary Hearing, Ms J Radebe, Ms Z Mlata and Mrs NN Vakalisa Attending CPMD	17 322.00	2021/03/04	2021/03/15	YES
931	Splenda Nkonyeni Electrical JV	Greater Gwaqwane Phase3 Certificate5	37 545.78	2021/03/04	2021/03/15	YES
932	Splenda Nkonyeni Electrical JV	Graeter Mjila/Creighton Phase3 Certificate5	128 607.04	2021/03/04	2021/03/15	YES
933	Nduna Organization	Renovation of Junction Community Hall Certificate1	114 000.00	2021/03/04	2021/03/15	YES
934	Splenda Nkonyeni Electrical JV	Greater Amakhuze/Cabazi Phase3 Certificate5	37 545.78	2021/03/04	2021/03/15	YES
935	Splenda Nkonyeni Electrical JV	Greater Sandanezwe/Masamini Phase Certificate5	46 495.67	2021/03/04	2021/03/15	YES

LIST OF PAYMENTS MADE IN THE MONTH OF MARCH 2021						
PAYMENT NUMBER	SUPPLIER NAME	DESCRIPTION	AMOUNT	DATE OF INVOICE	PAYMENT DATE	COMPLIANCE
936	Iqoda Project PTY Ltd	Greater Bulwer Phase3 Certificate2	146 616.03	2021/03/04	2021/03/15	YES
937	Splenda Nkonyeni Electrical JV	Greater Mlila/Creighton Phase3 Certificate6	46 495.67	2021/03/04	2021/03/15	YES
938	Splenda Nkonyeni Electrical JV	Greater Sandanazwe/Masamini Phase3 Certificate4	148 902.55	2021/03/04	2021/03/15	YES
939	Splenda Nkonyeni Electrical JV	Greater Anakhuzu/Cabazi Phase3 Certificate4	245 330.92	2021/03/04	2021/03/15	YES
940	Stedone Development	Construction of Bhidla Housing Project Certificate50	1 764 523.38	2021/03/03	2021/03/15	YES
941	Stedone Development	Construction of Bhidla Housing Project Certificate49	407 021.69	2021/03/03	2021/03/15	YES
942	Nduma Organization	Renovation of Bazini Community Hall Certificate1	115 900.00	2021/03/03	2021/03/15	YES
943	Liasa	Membership Fee for Ms T.P. Gamede, Mr A.P. Ndimbovu, Miss N	3 900.00	2021/03/08	2021/03/15	YES
944	Eskom Donnybrook Kevelaer Mission	Miya, Ms T.M. Mlotshwa, Ms A.S. Madlala and Ms B. Mncwabe Electricity for February Statement	2 203.34	2021/03/10	2021/03/15	YES
945	Myoption Holdings (Pty) Ltd	Physical Science and Mathematics Dictionaries for Senior Phase x60	19 305.00	2021/03/04	2021/03/15	YES
946	Eskom Lot3 Smith Street	Electricity for March Statement	493.33	2021/03/11	2021/03/15	YES
947	Eskom Municipal House	Electricity for March Statement	2 294.99	2021/03/11	2021/03/15	YES
948	Eskom: Eskom Health Committee Office	Electricity for March Statement	6 301.89	2021/03/11	2021/03/15	YES
949	Eskom: Eskom Old Post Office	Electricity for March Statement	1 568.12	2021/03/11	2021/03/15	YES
950	Eskom Municipal House	Electricity for March Statement	2 781.71	2021/03/11	2021/03/15	YES
951	Eskom: Sportfield Nkwezela	Electricity for March Statement	2 057.03	2021/03/11	2021/03/15	YES
952	Eskom: 5441662813	Electricity for March Statement	183.93	2021/03/11	2021/03/15	YES
953	Eskom Creighton Local Authority Activities	Electricity for March Statement	2 390.94	2021/03/11	2021/03/15	YES
954	Eskom: Creighton Pound	Electricity for March Statement	3 666.88	2021/03/11	2021/03/15	YES
955	Eskom : 7220847783	Electricity for March Statement	3 741.94	2021/03/11	2021/03/15	YES
956	Eskom: 5441662813	Electricity for March Statement	1 649.91	2021/03/11	2021/03/15	YES
957	The Institute of Internal Auditors SA	Annual Membership Fee for Ms L. Mtolo	1 219.00	2021/03/11	2021/03/15	YES
958	Ntombizamatolo Lugongolo	Preparation of the Risk Management and Audit Committee Meeting	8 960.00	2021/03/11	2021/03/15	YES
959	VIV Made	Audit Performance and Audit Committee Meeting	10 877.50	2021/03/11	2021/03/15	YES
960	Ashley Gonzalves	Audit Performance and Audit Committee Meeting	12 022.50	2021/03/11	2021/03/15	YES
961	P. Mntambo	Audit Performance and Audit Committee Meeting	9 160.00	2021/03/11	2021/03/15	YES
962	Inside data	Postage, Laser Print and Mail for February Statement	30 519.34	2021/03/11	2021/03/15	YES
963	SA Post Office	Licensing of the Municipal Truck NIP2657	10 481.20	2021/03/11	2021/03/15	YES
964	Eskom old main road library 5403179203	Electricity for March Statement	946.83	2021/03/12	2021/03/31	YES
965	Eskom Bulwer Dump Site	Electricity for March Statement	1 948.74	2021/03/12	2021/03/31	YES



LIST OF PAYMENTS MADE IN THE MONTH OF MARCH 2021						
PAYMENT NUMBER	SUPPLIER NAME	DESCRIPTION	AMOUNT	DATE OF INVOICE	PAYMENT DATE	COMPLIANCE
966	Eskom Underberg taxi rank	Electricity for March Statement	3,688.49	2021/03/12	2021/03/31	YES
967	Auditor General	Audit Fees for February Statement	436,493.08	2021/03/12	2021/03/18	YES
968	Smart Sec (Pty) Ltd	Security Service Fees and VIP Bodyguard Fees for MM, DM, Cllr	880,060.09	2021/03/09	2021/03/18	YES
969	SD Ncube	Attending APAC Meeting and Performance Assessments	92,390.00	2021/03/16	2021/03/31	YES
970	Eskom: 6521626228	Electricity for March Statement	19,545.01	2021/03/16	2021/03/31	YES
971	Eskom Creighton Streetlight	Electricity for March Statement	5,391.82	2021/03/16	2021/03/31	YES
972	Eskom: Free Basic Electricity	Free Basic Electricity for March Statement	102,017.13	2021/03/16	2021/03/31	YES
973	Receiver of Revenue (SDL)	SDL for May 2020	56,792.28	2021/03/19	2021/03/19	YES
974	Sibane Group JV Stoyi Consulting	Himeville Asphalts Phase2 Certificate4	877,075.91	2021/03/15	2021/03/24	YES
975	Sibane Group JV Stoyi Consulting	Bulwer Asphalt Phase7 Certificate4	829,030.62	2021/03/12	2021/03/24	YES
976	Sibane Group JV Stoyi Consulting	Underberg Asphalts Phase3 Certificate4	1,262,439.19	2021/03/15	2021/03/24	YES
977	SARS	SARS PAYE	664,789.68	2021/03/31	2021/03/31	YES
978	SARS - UIF	SARS UIF	72,994.38	2021/03/31	2021/03/31	YES
979	SARS - SDL	SARS SDL	49,533.62	2021/03/31	2021/03/31	YES
980	Eskom	Electricity for March Statement	118.30	2021/03/19	2021/03/31	YES
981	Eskom Bulwer taxi rank	Electricity for March Statement	3,524.64	2021/03/19	2021/03/31	YES
982	Eskom Himeville Post Office	Electricity for March Statement	6,062.81	2021/03/19	2021/03/31	YES
983	Eskom Himeville area	Electricity for March Statement	2,906.39	2021/03/19	2021/03/31	YES
984	Eskom Bulwer CSC	Electricity for March Statement	10,906.28	2021/03/19	2021/03/31	YES
985	Eskom 187 Mackenzie Street	Electricity for March Statement	3,193.81	2021/03/19	2021/03/31	YES
986	Eskom Bulwer Art Centre	Electricity for March Statement	4,717.23	2021/03/19	2021/03/31	YES
987	Eskom Himeville Pound	Electricity for March Statement	2,735.92	2021/03/19	2021/03/31	YES
988	Eskom Lot 178 Himeville Travel Agency	Electricity for March Statement	3,306.85	2021/03/19	2021/03/31	YES
989	GreenDoor Landscape Service	Provision of Horticulture Management Services for March 2021	25,875.00	2021/03/15	2021/03/31	YES
990	Igoda Project PTY Ltd	Greater Nkumbal/Mangwanani Phase3 Certificate6	5,283.87	2021/03/23	2021/03/31	YES
991	Double DM Trading and Projects	Supply and Delivery of Disaster Releif Material: Blankets, Matress and Plastic Sheet	29,400.00	2021/03/24	2021/03/31	YES
992	Igoda Project (Pty) Ltd	Greater Stepmore/Ridge Phase3 Certificate5	52,406.04	2021/03/23	2021/03/31	YES
993	Bidvest Waltons	Office Stationary: Black Pen 60's, Technical Pencil 12's, Pencil Leads, Counter Book, Sticky Notes (50 pads) and Highlighter (50 packs)	12,288.90	2021/03/23	2021/03/31	YES

LIST OF PAYMENTS MADE IN THE MONTH OF MARCH 2021						
PAYMENT NUMBER	SUPPLIER NAME	DESCRIPTION	AMOUNT	DATE OF INVOICE	PAYMENT DATE	COMPLIANCE
994	Earlyworks 266 (Pty)Ltd	Voice Recorder for Bid Adjudication Committee	1 995.00	2021/03/24	2021/03/31	YES
995	Mzwentaba Trading and Projects	20 boxes of Surgical Mask to support on World T.B Day	2 700.00	2021/03/24	2021/03/31	YES
996	Igoda Project PTY Ltd	Greater Nhlamhli Phase3 Certificate6	4 373.07	2021/03/23	2021/03/31	YES
997	Isibindi Stationers (Pty) Ltd	Buddy Drawers, Storage Boxes with Leads and Foldback Clips for Corporate Support Services	20 264.15	2021/03/23	2021/03/31	YES
998	Splenda Nkonyeni Electrical JV	Greater Hlabeni/Centocow Phase3 Certificate7	36 445.10	2021/03/23	2021/03/31	YES
999	Splenda Nkonyeni Electrical JV	Greater Hlabeni/Centocow Phase3 Certificate8	60 733.18	2021/03/23	2021/03/31	YES
9100	Bulwer Library & Hall: 5241271066	Electricity for March Statement	13 274.91	2021/03/25	2021/03/31	YES
9101	Esri South Africa	ArcGIS Software License Renewals for 24 July 2021 to 25 July 2022	30 797.00	2021/03/24	2021/03/31	YES
9102	Chief Registrar of Deeds	Deeds Account for March	2 338.00	2021/03/24	2021/03/31	YES
9103	Makhosi Nyoka & Associates	Manzamyama Housing Project Certificate1	938 784.50	2021/03/23	2021/03/31	YES
9105	TPA Consulting JV Majiki Construction	Donnybrook Asphalt Road Phase3 Certificate1	843 058.00	2021/03/18	2021/03/31	YES
9106	TPA Consulting JV Majiki Construction	Creighton Library Phase2 Certificate1	974 692.00	2021/03/18	2021/03/31	YES
9107	Ngjika Trading JV Ngethes Trading cc	Gobhogobho Community Hall Certificate13	154 686.88	2021/03/16	2021/03/31	YES
9108	SIBGEM Partners JV Mchilobovu Civils	Creighton Asphalt Road Phase5 Certificate6	233 155.30	2021/03/23	2021/03/31	YES
9109	Sipho-Glad Construction and General	Underberg Taxi Rank Certificate8	219 350.71	2021/03/23	2021/03/31	YES
9110	Magubane Plant & Contractors	Dumabezwe Sportfield Certificate11 Retention Paid	332 672.43	2021/03/23	2021/03/31	YES
9111	Splenda Nkonyeni Electrical JV	Greater Gwaqwane Phase3 Certificate7	186 482.35	2021/03/23	2021/03/31	YES
9112	Splenda Nkonyeni Electrical JV	Greater Gwaqwane Phase3 Certificate6	36 445.10	2021/03/23	2021/03/31	YES
9113	Splenda Nkonyeni Electrical JV	Greater Bhidla/Sizanenjana Phase3 Certificate7	36 403.25	2021/03/23	2021/03/31	YES
9114	Splenda Nkonyeni Electrical JV	Greater Bhidla/Sizanenjana Phase3 Certificate8	52 748.86	2021/03/23	2021/03/31	YES
9115	Splenda Nkonyeni Electrical JV	Greater Sandanezwe/Masamini Phase3 Certificate7	81 715.34	2021/03/23	2021/03/31	YES
9116	Splenda Nkonyeni Electrical JV	Greater Sandanezwe/Masamini Phase3 Certificate6	36 403.25	2021/03/23	2021/03/31	YES
9117	Splenda Nkonyeni Electrical JV	Greater Amakhuze/Cabazi Phase3 Certificate6	36 445.10	2021/03/23	2021/03/31	YES
9118	Splenda Nkonyeni Electrical JV	Greater Amakhuze/Cabazi Phase3 Certificate7	21 046.95	2021/03/23	2021/03/31	YES
9119	Splenda Nkonyeni Electrical JV	Greater Mjila/Creighton Phase3 Certificate7	36 403.25	2021/03/23	2021/03/31	YES
9120	Splenda Nkonyeni Electrical JV	Greater Mjila/Creighton Phase3 Certificate8	32 333.73	2021/03/23	2021/03/31	YES
9121	Splenda Nkonyeni Electrical JV	Greater Khukhulela/Nomagag Phase3 Certificate8	36 445.10	2021/03/23	2021/03/31	YES
9122	Splenda Nkonyeni Electrical JV	Greater Khukhulela/Nomagag Phase3 Certificate9	40 631.51	2021/03/23	2021/03/31	YES
9123	Splenda Nkonyeni Electrical JV	Greater Donnybrook Phase3 Certificate7	36 403.25	2021/03/23	2021/03/31	YES
9124	Splenda Nkonyeni Electrical JV	Greater Donnybrook Phase3 Certificate8	80 757.95	2021/03/23	2021/03/31	YES
9125	Splenda Nkonyeni Electrical JV	Greater Nkwezela Phase3 Certificate7	36 403.25	2021/03/23	2021/03/31	YES
9126	Splenda Nkonyeni Electrical JV	Greater Nkwezela Phase3 Certificate8	67 843.84	2021/03/23	2021/03/31	YES
9127	Splenda Nkonyeni Electrical JV	Greater Gqumeni/Mqundekweni Phase3 Certificate4	36 445.10	2021/03/23	2021/03/31	YES

LIST OF PAYMENTS MADE IN THE MONTH OF MARCH 2021						
PAYMENT NUMBER	SUPPLIER NAME	DESCRIPTION	AMOUNT	DATE OF INVOICE	PAYMENT DATE	COMPLIANCE
9128	Power Product-PMB	Nylon for Brushcutters for all PWBS Centres	25,001.00	2021/03/23	2021/03/31	YES
9129	Anvision Computers	Supply and Delivery of USB-Ethernet for PWBS	1,564.00	2021/03/23	2021/03/31	YES
9130	Mpumelicious Trading	Catering for 100 people attending Human Right Day	4,500.00	2021/03/23	2021/03/31	YES
9131	Powervision Technology	SLA Support and Network Points Install and Access Point	47,236.00	2021/03/24	2021/03/31	YES
9132	Ntombizamatolo Lugonipolo	Provincial Audit and Risk Management and Risk Champions Committee Meeting	13,077.00	2021/03/24	2021/03/31	YES
9133	Enviroserv	Removal of Waste at Himeville Station Certificate10	92,975.17	2021/03/17	2021/03/31	YES
9134	Nashua	Installation of Switch Blade for Buizer Library and Telephone Repair for Finance Department	13,864.90	2021/03/23	2021/03/31	YES
9135	Lusted & Johnson	Petrol for Brushcutters to be used in Buizer, Creighton, Donnybrook, Diesel for Back-up Generator at Creighton and Diesel for KZN Truck x120L	14,876.40	2021/03/24	2021/03/31	YES
9136	Creighton Service Station	Petrol for Fire Fighting Pumps 4x25L	1,515.03	2021/03/05	2021/03/31	YES
9137	Enviroserv	Removal of Waste at Himeville Transfer Station Certificate9	125,471.39	2021/03/15	2021/03/31	YES
9138	Enviroserv	Removal of Waste at Himeville Transfer Station Certificate8	177,381.00	2021/03/15	2021/03/31	YES
9139	DBO Advisory Services (Pty) Ltd	Review of 2019/2020 Annual Performance Report for Dr NDZ Municipality	133,400.00	2021/03/23	2021/03/31	YES
9141	Ngwadleni Construction CC	Lunch for 35 Participants Attending Health and Safety on Construction Site Training	6,580.00	2021/03/23	2021/03/31	YES
9142	Lumentobeko Construction	Construction of Centocow Taxi Rank Certificate12	213,651.22	2021/03/18	2021/03/31	YES
9143	Samele Trading (Pty) Ltd	Protective Clothing for Five Registry Interns	12,000.00	2021/03/23	2021/03/31	YES
9144	Diamini PM	Refund for Logbook, Change Ownership and Print the Number Plates (NIX 11791)	888.00	2021/03/18	2021/03/31	YES
9145	Avanda Mbanqa	Advert for Municipal Finance Management Intern x2, Service Provider for Funeral Parlour, Traffic, Fire Fighters and Disaster Management Uniform, Environmental Consultant Panel, Valuation and Post-employment Medical Benefits Liability for Buizer and Creighton Landfill Site, 2020/2021 Mid Year Budget and Performance Assessment, Maintenance and New Installation of Airconditions, Municipal Building Electrical Works, Creighton Road Asphalt Surfacing Ph6, Tender for Youth Unit, LED and Community Safety Unit, Service Provider for Hosting of Emails and Website, Auction Post and External Body to serve as Dr NDZ Appeals Authority	55,512.90	2021/03/23	2021/03/31	YES
9146	Eskom: 7235933938	Electricity for March Statement	2,177.01	2021/03/23	2021/03/31	YES
9147	Eskom 111 Streetlight Himeville	Electricity for March Statement	5,528.67	2021/03/23	2021/03/31	YES
9148	Eskom 131 street light	Electricity for March Statement	6,309.39	2021/03/23	2021/03/31	YES
9149	Splenda Nkonyeni Electrical JV	Greater Qumeni/Mqondekweni Phase3 Certificate5	299,536.71	2021/03/23	2021/03/31	YES
9150	Ukphumelela Trading	Supply and Delivery of PTO for Creighton Tractor	12,000.00	2021/03/23	2021/03/31	YES
9151	MC Nishainishali Attorney's	Legal Service Fees and Disbursement	116,093.62	2021/03/05	2021/03/31	YES
9152	Mzomtisha Projects and Computer Supply	Renovation of Magqubeni Hall Certificate1	137,797.50	2021/03/19	2021/03/31	YES

LIST OF PAYMENTS MADE IN THE MONTH OF MARCH 2021						
PAYMENT NUMBER	SUPPLIER NAME	DESCRIPTION	AMOUNT	DATE OF INVOICE	PAYMENT DATE	COMPLIANCE
9153	Dlamini PM	Mr PM Dlamini Refund for Licensing of the Municipal Truck (NIX11791)	2 106.90	2021/03/26	2021/03/31	YES
9154	Magubane Plant & Contractors	Plant Hire for Ward14 Khumalo, Sukasibone, Swelakonke, Ngubo, Ndebeni Access Road Certificate1	1 679 989.58	2021/03/04	2021/03/31	YES
9155	Bhili Traders	Hiring of Tent and Chairs for Human Settlement Meeting	15 100.00	2021/03/23	2021/03/31	YES
9156	Nkwezela Funeral Parlour	Funeral Support for Gambu, Mndali, Mkhize, Ngcobo, Hlangu and Zondi Family	9 000.00	2021/03/23	2021/03/31	YES
9157	Tunimart Travel Agency	Accommodation for Mrs Vakaiisa, Ms Z Mlata, Ms J Radebe. Attending CPMD Training, Ms Mncwabe and Mayor's Bodyguards Ms Duma, Mr S Mncwabe and Mr M Mdladla escorting Mayor to the Strategic Planning Session, Ms L Mhlavu, Mr Z Dlamini and Mr NM Dlamini	29 219.03	2021/03/24	2021/03/31	YES
9158	Nduna Organization	Attending Bid Specification Committee Meeting and Conference Venue for Bid Specification Committee Meeting	77 691.00	2021/03/23	2021/03/31	YES
9159	Mathutha Trading Enterprise	Renovation of Junction Community Hall Certificate2	80 350.00	2021/03/23	2021/03/31	YES
9160	South Africa Post Office	Supply and Delivery of Cleaning Material	585.00	2021/03/29	2021/03/31	YES
9161	Mgamule Consulting	Renewal of Post for Bulwer Library	58 756.50	2021/03/23	2021/03/31	YES
9162	Buhlebezwe Trading (Pty) Ltd	Gobhobho Community Hall Certificate4	143 868.00	2021/03/23	2021/03/31	YES
9163	Masakhekulunge Project Managers	Renovation of Neitheryby Community Hall Certificate1	71 011.55	2021/03/23	2021/03/31	YES
9164	Z.I Abdul	Consultant for Dumabezwe Sportfield Certificate8	17 820.00	2021/03/23	2021/03/31	YES
9165	Nduna Organization	Donnybrook Rental for June to February	45 600.00	2021/03/19	2021/03/31	YES
	Mr/Mrs CH Botha	Renovation of Bazini Community Hall Certificate2	12 384.00	2021/03/31	2021/03/31	YES
		Refund for Rates Overpaid Mrs CH Botha				
		TOTAL PAYMENTS	20 211 984.62			

Prepared by: **PH DLAMINI**
 Signature: 

Reviewed by: 
 Signature: 

HIGHEST PAID CREDITORS FOR MARCH 2021

SUPPLIER	DESCRIPTION	AMOUNT
Sibane Group JV Stoyi consulting	Himeville Asphalt Ph2, Underberg Asphalt Ph3, Bulwer Asphalt Ph7 Cert3 and Cert4	4,997,879.01
Stedone Development	Construction of Bhidla Housing Project Cert49 and 50	2,171,545.07
Magubane Plant & Contractors	Dumabezwe Sportfield Cert11 and Plant Hire for Ward14 Khumalo, Sukasibone, Swelakonke, Ngubo, Ndebeni Access Road Cert1	2,012,662.01
Splenda Nkonyeni Electrical JV	Greater Gwagwane, Mjila/Creighton, Amakhuze/Cabazini, Sandanezwe/Masamini Ph3 Cert4, Cert5 and Cert7, Bulwer Ph3 Cert2, Greater Khukhulela/Nomagag, Donnybrook and Nkwezela Ph3 Cert8 and Cert9	1,977,995.58
TPA Consulting JV Majiki Construction	Donnybrook Asphalt Road Ph3 and Creighton Library Ph2 Cert1	1,817,750.00
Makhosi Nyoka & Associates	Manzamyama Housing Project Certificate1	938,784.50
Smart Sec (Pty) Ltd	Security Service Fees and VIP Bodyguard Fees for MM, DM, Cllr Kheswa and Corporate Manager for March	880,060.09
Auditor General	Audit Fees for February Statement	436,493.08
Enviroserv	Removal of Waste at Himeville Transfer Station Certificate8,9 and 10	395,827.56
Nduna Organization	Renovation of Junction Community Hall Cert1 and 2 and Bazini Community Hall Cert2	353,191.00
TOTAL PAYMENT		15,982,187.90

REPORT FOR CREDITORS PAID WITHINI 30 DAYS IN MARCH 2021

Number of Payments	COMPLIED	NOT COMPLIED	PERCENTAGE
164	164		100%

Prepared by: PM DLAMINI

Signature: 

Review by:

Signature: 

**Eskom Free Basic Electricity for:
March Statement**

MUNIC_C\NAME	MUNIC_C\NAME	ADDRESS	KWH_UNI	CLAIM_RATE	VAT_RATE	CLAIMED	CLAIMED	CLAIM_TOTAL
KZ436	MATIYA PETEUS	Traditional	50	1.272	15	63.6	9.54	73.14
KZ436	SHEZI SINDISIWE	QULASHE UNDERBURG KZN	50	1.272	15	63.6	9.54	73.14
KZ436	NYOSI NOKUBONGA CLARICE	AMAKUZA UNDERBURG KZN	50	1.272	15	63.6	9.54	73.14
KZ436	MAPHUMULO KULUMILE	TRADITIONAL HOUSE	50	1.272	15	63.6	9.54	73.14
KZ436	NZIMANDE BONAKELE	EHLABENI BULWER KZN	50	1.272	15	63.6	9.54	73.14
KZ436	PHUNGULA XOLISWA	EHLABENI BULWER KZN	50	1.272	15	63.6	9.54	73.14
KZ436	KHWELA DUDUZILE	EHLABENI BULWER KZN	50	1.272	15	63.6	9.54	73.14
KZ436	MBANJWA ZIBUYILE GERTRUDE	P O EMASAMENI IXOPO KZN	50	1.272	15	63.6	9.54	73.14
KZ436	KHUBONE MALAFU	NKWEZELA BULWER KZN	50	1.272	15	63.6	9.54	73.14
KZ436	CHAGWE THULASIZWE GAGU	AMAKUZA UNDERBURG KZN	50	1.272	15	63.6	9.54	73.14
KZ436	NGUBANE SIBONGILE PATRICIA	AMAKUZA UNDERBURG KZN	50	1.272	15	63.6	9.54	73.14
KZ436	ZUMA THOLWAPHI ASTERIA	EHLABENI BULWER KZN	50	1.272	15	63.6	9.54	73.14
KZ436	SHEZI KHALIPHILE	NKWEZELE UNDERBERG KZN	50	1.272	15	63.6	9.54	73.14
KZ436	DLAMINI LUNGISANI MLUNGISI	AMAKUZA UNDERBURG KZN	50	1.272	15	63.6	9.54	73.14
KZ436	ZUMA SIPHIWE	EHLABENI BULWER KZN	50	1.272	15	63.6	9.54	73.14
KZ436	SOKHELA SHONISILE	SOKHELA S1 IXOPO KZN OU	50	1.272	15	63.6	9.54	73.14
KZ436	CHULE JABULISILE	Brick House	50	1.272	15	63.6	9.54	73.14
KZ436	MADIBA BONAKELE	SOKHELA S1 IXOPO KZN OU	50	1.272	15	63.6	9.54	73.14
KZ436	DLAMINI PHUMEPHI	AMAKUZA UNDERBURG KZN	50	1.272	15	63.6	9.54	73.14
KZ436	NTULI SBONGILE MARY JANE	MQATSHENI S1 UNDERBERG KZN	50	1.272	15	63.6	9.54	73.14
KZ436	MKHIZE MICHAEL	Brick House	50	1.272	15	63.6	9.54	73.14
KZ436	SHOZI LETHIWE ROSEMARY	HLANGANANI S1 IXOPO KZN OU	50	1.272	15	63.6	9.54	73.14
KZ436	MKIZE THEMBELIHE GCINAPHI	CORINTH S1 IXOPO KZN OU	50	1.272	15	63.6	9.54	73.14
KZ436	DUMAKUDE NOMBUYISELA IRENE	CORINTH S1 IXOPO KZN OU	50	1.272	15	63.6	9.54	73.14
KZ436	MAGOSO NOKWANDA ANNACLETHA	CORINTH S1 IXOPO KZN OU	50	1.272	15	63.6	9.54	73.14
KZ436	MKHIZE VELAPHI MADESTUS	EHLABENI BULWER KZN	50	1.272	15	63.6	9.54	73.14
KZ436	PHOSWA ZAMAGUGU	EHLABENI BULWER KZN	50	1.272	15	63.6	9.54	73.14
KZ436	KHUBONE BANCAMILE	TRADITIONAL HOUSE	50	1.272	15	63.6	9.54	73.14
KZ436	NDLOVU MATHWU NKULULEKO	HLANGANANI S1 IXOPO KZN OU	50	1.272	15	63.6	9.54	73.14
KZ436	MAGWENYANA MILORED THEMBELIHE	HLANGANANI S1 IXOPO KZN OU	50	1.272	15	63.6	9.54	73.14
KZ436	MBAMBO MZIMBA SIXFRIED	EHLABENI BULWER KZN	50	1.272	15	63.6	9.54	73.14
KZ436	NDLOVU NONDUMISO	HLANGANANI S1 IXOPO KZN OU	50	1.272	15	63.6	9.54	73.14
KZ436	JILI BHEKOKWAKHE	SOKHELA S1 IXOPO KZN OU	50	1.272	15	63.6	9.54	73.14
KZ436	NGUBO ZETHU FLORENCE	HLANGANANI S1 IXOPO KZN OU	50	1.272	15	63.6	9.54	73.14
KZ436	MKHULISI NONMKOSIKHONA VERONICA	HLANGANANI S1 IXOPO KZN OU	50	1.272	15	63.6	9.54	73.14
KZ436	SOSIBO CATHRINE NCAMSILE	AMAKUZA UNDERBURG KZN	50	1.272	15	63.6	9.54	73.14
KZ436	CHAGWE NONHLANHLA	EHLABENI BULWER KZN	50	1.272	15	63.6	9.54	73.14
KZ436	DLAMINI MZIMBA SIXFRIED	EHLABENI BULWER KZN	50	1.272	15	63.6	9.54	73.14
KZ436	MBAMBO ZANELE	EHLABENI BULWER KZN	50	1.272	15	63.6	9.54	73.14
KZ436	DLAMINI GLADMAN THEMBISANI	NOMANDLOVU DONNYBROOK IXOPO KZN	50	1.272	15	63.6	9.54	73.14
KZ436	SHOBA MFANO	XOSHEYAKHE ENKELEBANTWANA PMB KZN	50	1.272	15	63.6	9.54	73.14
KZ436	DLAMINI BONISIWE ERONICA	XOSHEYAKHE ENKELEBANTWANA PMB KZN	50	1.272	15	63.6	9.54	73.14
KZ436	MBAMBO ZANELE	EHLABENI BULWER KZN	50	1.272	15	63.6	9.54	73.14
KZ436	GAZU DIYA	Traditional house	50	1.272	15	63.6	9.54	73.14
KZ436	MEMEZA ANNEMARIA	NKWEZELA BULWER KZN	50	1.272	15	63.6	9.54	73.14
KZ436	MTOLO NHLANHLA	TRADITIONAL HOUSE	50	1.272	15	63.6	9.54	73.14
KZ436	MBANJWA LUNGISILE GOODNESS	EHLABENI BULWER KZN	50	1.272	15	63.6	9.54	73.14
KZ436	PHUNGULA THEMBISILE SIBUNTULU	AMAKUZA UNDERBURG KZN	50	1.272	15	63.6	9.54	73.14
KZ436	DLAMINI THOLAKELE	HOUSE	50	1.272	15	63.6	9.54	73.14
KZ436	NTSHIZA THEMBA B	NKWEZELA	50	1.272	15	63.6	9.54	73.14
KZ436	MTHEMBU NTOMBIZODWA PATRICIA	HLANGANANI S1 IXOPO KZN OU	50	1.272	15	63.6	9.54	73.14
KZ436	PAKISI THANDIWE ANTONIA	HLANGANANI S1 IXOPO KZN OU	50	1.272	15	63.6	9.54	73.14

MUNIC_C\NAME	MUNIC_C\NAME	ADDRESS	KWH_UNIF	CLAIM_RATE	VAT_RATE	CLAIMED	CLAIMED	CLAIM_TOTAL
KZ436	NZIMANDE A B	NKUMBA	50	1.272	15	63.6	9.54	73.14
KZ436	NDLOVU EUNICE	SOKHELA S1 IXOPO KZN OU	50	1.272	15	63.6	9.54	73.14
KZ436	DUMA ZIPHATHELE	AMAKUZA UNDERBURG KZN	50	1.272	15	63.6	9.54	73.14
KZ436	MTHEMBU BAJABUJILE GLADYS	AMAKUZA UNDERBURG KZN	50	1.272	15	63.6	9.54	73.14
KZ436	TSHAPHA HONEY SELLY	AMAKUZA UNDERBURG KZN	50	1.272	15	63.6	9.54	73.14
KZ436	SIBETHA JALISILE DORIS	AMAKUZA UNDERBURG KZN	50	1.272	15	63.6	9.54	73.14
KZ436	SITHOLE THOLAKELE THEODORA	EHLABENI BULWER KZN	50	1.272	15	63.6	9.54	73.14
KZ436	MEMELA THEMBEKILE SEPHRONIA	EHLABENI BULWER KZN	50	1.272	15	63.6	9.54	73.14
KZ436	ZULU QINISILE	QULASHE UNDERBURG KZN	50	1.272	15	63.6	9.54	73.14
KZ436	NDLOVU BP	HLANGANANI	50	1.272	15	63.6	9.54	73.14
KZ436	TSHAPA NONTOKOZO	EHLABENI BULWER KZN	50	1.272	15	63.6	9.54	73.14
KZ436	MZOLO DINGINDAWO	EHLABENI BULWER KZN	50	1.272	15	63.6	9.54	73.14
KZ436	MINIKATHI LUCKY DOMINIC	EHLABENI BULWER KZN	50	1.272	15	63.6	9.54	73.14
KZ436	BEKWA CONSTANCE NTOMBIFUTHI	STEPMORE	100	1.272	15	127.2	19.08	146.28
KZ436	MIYA ZANELE MILDRED	HLANGANANI S1 IXOPO KZN OU	50	1.272	15	63.6	9.54	73.14
KZ436	MTHEMBU JM	HLANGANANI	50	1.272	15	63.6	9.54	73.14
KZ436	MOSEYA GORDON	STEPMORE S1 UNDERBERG KZN	50	1.272	15	63.6	9.54	73.14
KZ436	NCUBE NONHLANHLA	JUNCTION ELECTRIFICATION S1 SOKHELA UNDERBERG KZN OU	50	1.272	15	63.6	9.54	73.14
KZ436	NGCOBO NOMALIZO	Traditional	50	1.272	15	63.6	9.54	73.14
KZ436	MEMELA MPHUCUKA	JUNCTION ELECTRIFICATION S1 SOKHELA UNDERBERG KZN OU	50	1.272	15	63.6	9.54	73.14
KZ436	DLAMINI MUZIKAYISE RICHARD	EHLABENI BULWER KZN	50	1.272	15	63.6	9.54	73.14
KZ436	MTHEMBU SYLVIA THEMBANI	EHLABENI BULWER KZN	50	1.272	15	63.6	9.54	73.14
KZ436	KHWELA MANTOMBI	EHLABENI BULWER KZN	50	1.272	15	63.6	9.54	73.14
KZ436	ZONDI LONDIWE	EHLABENI BULWER KZN	50	1.272	15	63.6	9.54	73.14
KZ436	PHUNGULA DUMISANI	QULASHE UNDERBURG KZN	50	1.272	15	63.6	9.54	73.14
KZ436	NXELE PHILANI	KILMUN S1 UNDERBERG KZN OU	50	1.272	15	63.6	9.54	73.14
KZ436	PHUNGULA MKHIPHENI	NKUMBA	50	1.272	15	63.6	9.54	73.14
KZ436	SABELA THENIWE	JUNCTION ELECTRIFICATION S1 SOKHELA UNDERBERG KZN OU	50	1.272	15	63.6	9.54	73.14
KZ436	SABELA DUMALILE	KILMUN S1 UNDERBERG KZN OU	50	1.272	15	63.6	9.54	73.14
KZ436	LINDA SIPONONO	KILMUN S1 UNDERBERG KZN OU	50	1.272	15	63.6	9.54	73.14
KZ436	MINGUNI NTOMBIZONKE	KILMUN S1 UNDERBERG KZN OU	50	1.272	15	63.6	9.54	73.14
KZ436	NYIDE NONINA	KILMUN S1 UNDERBERG KZN OU	50	1.272	15	63.6	9.54	73.14
KZ436	NZIMANDE LUYANDA	QULASHE UNDERBURG KZN	50	1.272	15	63.6	9.54	73.14
KZ436	MBAMBO ENNOCK	QULASHE UNDERBURG KZN	50	1.272	15	63.6	9.54	73.14
KZ436	DLAMINI DESDERIA	EHLABENI BULWER KZN	50	1.272	15	63.6	9.54	73.14
KZ436	MAPHANGA ZAKHELE	EHLABENI BULWER KZN	50	1.272	15	63.6	9.54	73.14
KZ436	MOLOI THEMBINKOSI	ENKELABANTWANA	50	1.272	15	63.6	9.54	73.14
KZ436	JAMA ZENZELE	ENKELABANTWANA	50	1.272	15	63.6	9.54	73.14
KZ436	NZIMANDE HLAZIKAHLE	ENKELABANTWANA	50	1.272	15	63.6	9.54	73.14
KZ436	SOSIBO MOANUELWA GXABASHI	EHLABENI BULWER KZN	50	1.272	15	63.6	9.54	73.14
KZ436	DUMA IREN DUDUZILE	Traditional House	50	1.272	15	63.6	9.54	73.14
KZ436	MTHEMBU CG	ENKELABANTWANA	50	1.272	15	63.6	9.54	73.14
KZ436	NCAMA JABU	HLANGANANI	50	1.272	15	63.6	9.54	73.14
KZ436	NGCOBO NTOMBIFUTHI	TRADITIONAL HOUSE	50	1.272	15	63.6	9.54	73.14
KZ436	MTOLO O	BULWER UNDERBURG PMB KZN	50	1.272	15	63.6	9.54	73.14
KZ436	DLAMINI MARIA	HOUSE	50	1.272	15	63.6	9.54	73.14
KZ436	NZIMANDE ZHLOBILE	JUNCTION ELECTRIFICATION S1 SOKHELA UNDERBERG KZN OU	50	1.272	15	63.6	9.54	73.14
KZ436	MTOLO MBANANI	HLANGANANI 3 CREIGHTON IXOPO CNC KZN OU	50	1.272	15	63.6	9.54	73.14
KZ436	DLAMINI SINDISWA	HLANGANANI 3 CREIGHTON IXOPO CNC KZN OU	50	1.272	15	63.6	9.54	73.14
KZ436	NZIMANDE NOMUZOLO	HLANGANANI 3 CREIGHTON IXOPO CNC KZN OU	50	1.272	15	63.6	9.54	73.14
KZ436	KHOBONE SIFISO	HLANGANANI 3 CREIGHTON IXOPO CNC KZN OU	50	1.272	15	63.6	9.54	73.14
KZ436	JILI VUYISILE	HLANGANANI 3 CREIGHTON IXOPO CNC KZN OU	50	1.272	15	63.6	9.54	73.14

MUNIC_CODE	MUNIC_CNAME	ADDRESS	KWH_UNI	CLAIM_RATE	VAT_RATE	CLAIMED	CLAIMED	CLAIM_TOTAL
KZ436	MBANUWA SEBENZANI WINNIEFRIEDA	HLANGANANI 3 CREIGHTON IXOPO CNC KZN OU	50	1.272	15	63.6	9.54	73.14
KZ436	MBANUWA DUMILE ALVINA	HLANGANANI 3 CREIGHTON IXOPO CNC KZN OU	50	1.272	15	63.6	9.54	73.14
KZ436	DLAMINI MFUNDISI KAIZER	HLANGANANI 3 CREIGHTON IXOPO CNC KZN OU	50	1.272	15	63.6	9.54	73.14
KZ436	SHEZI NOXOLO	QULASHE UNDERBURG KZN	50	1.272	15	63.6	9.54	73.14
KZ436	NGUBO THENGANI CHRISTINA	HLANGANANI 3 CREIGHTON IXOPO CNC KZN OU	50	1.272	15	63.6	9.54	73.14
KZ436	LANGA LUNGELENI	HLANGANANI 3 CREIGHTON IXOPO CNC KZN OU	50	1.272	15	63.6	9.54	73.14
KZ436	SHELEMBE MAKHOSAZANA	HLANGANANI 3 CREIGHTON IXOPO CNC KZN OU	50	1.272	15	63.6	9.54	73.14
KZ436	SOSIBO SIZAKELE BONIFACIA	HLANGANANI 3 CREIGHTON IXOPO CNC KZN OU	50	1.272	15	63.6	9.54	73.14
KZ436	LANGA CYNTHIA	HLANGANANI 3 CREIGHTON IXOPO CNC KZN OU	50	1.272	15	63.6	9.54	73.14
KZ436	LANGA THANDIWE ALBERTINA	HLANGANANI 3 CREIGHTON IXOPO CNC KZN OU	50	1.272	15	63.6	9.54	73.14
KZ436	MBANUWA CATHERINA	HLANGANANI 3 CREIGHTON IXOPO CNC KZN OU	50	1.272	15	63.6	9.54	73.14
KZ436	MTHEMBU ANDILE	HLANGANANI 3 CREIGHTON IXOPO CNC KZN OU	50	1.272	15	63.6	9.54	73.14
KZ436	MBANUWA BHULABHULA	HLANGANANI 3 CREIGHTON IXOPO CNC KZN OU	50	1.272	15	63.6	9.54	73.14
KZ436	MIYA BUSISIWE	HLANGANANI 3 CREIGHTON IXOPO CNC KZN OU	50	1.272	15	63.6	9.54	73.14
KZ436	NDIMBOVU SANKENTSHANE	MQATSHENI UNDERBURG KZN	50	1.272	15	63.6	9.54	73.14
KZ436	ZONDO THEMBSILE	TRADITIONAL HOUSE	50	1.272	15	63.6	9.54	73.14
KZ436	MADIYA NOKWANDA RITTA	NKUMBA S1 BULWER UNDERBERG	50	1.272	15	63.6	9.54	73.14
KZ436	BENGU PHUMELELE	TRADITIONAL HOUSE	50	1.272	15	63.6	9.54	73.14
KZ436	DLAMINI G	MQATSHENI UNDERBURG KZN	50	1.272	15	63.6	9.54	73.14
KZ436	DLAMINI LAMULILE CAESENTIA	NKUMBA	50	1.272	15	63.6	9.54	73.14
KZ436	MAKHANYA SIMON	NKUMBA	50	1.272	15	63.6	9.54	73.14
KZ436	XOLO PHINDILE MAUREEN	TRADITIONAL HOUSE	50	1.272	15	63.6	9.54	73.14
KZ436	LUSWAZI NTOMBI	AMAKHUZA S1 UNDERBERG KZN	50	1.272	15	63.6	9.54	73.14
KZ436	MOLIFE MAKHESHE TRYIZA	MQATSHENI UNDERBURG KZN	50	1.272	15	63.6	9.54	73.14
KZ436	GAMEDO ERNEST	MQATSHENI UNDERBURG KZN	50	1.272	15	63.6	9.54	73.14
KZ436	ZONDI FIKILE	TRADITIONAL HOUSE	50	1.272	15	63.6	9.54	73.14
KZ436	BEKWA NOMAHELA	HOUSE	50	1.272	15	63.6	9.54	73.14
KZ436	SOSIBO CASIJINA	TRADITIONAL HOUSE	50	1.272	15	63.6	9.54	73.14
KZ436	MAKANYA ISAAC	PEVENSY	50	1.272	15	63.6	9.54	73.14
KZ436	CELE THULISILE EUGINIA	TRADITIONAL HOUSE	50	1.272	15	63.6	9.54	73.14
KZ436	BELE THEMBILE MAURREN	TRADITIONAL HOUSE	50	1.272	15	63.6	9.54	73.14
KZ436	ZULU BANOENGILE CREMENTINA	NKELABANTWANA BULWER KZN	50	1.272	15	63.6	9.54	73.14
KZ436	ZULU CLEMENCIA	TRADITIONAL HOUSE	50	1.272	15	63.6	9.54	73.14
KZ436	NZIMANDE THOKOZILE	TRADITIONAL HOUSE	50	1.272	15	63.6	9.54	73.14
KZ436	DUMA KHETHIWE	EHLABENI BULWER KZN	50	1.272	15	63.6	9.54	73.14
KZ436	SIKHAKHANE MBONGISENI	HOUSE	50	1.272	15	63.6	9.54	73.14
KZ436	MINGXADI NOKUTHULA	TRADITIONAL HOUSE	50	1.272	15	63.6	9.54	73.14
KZ436	SOSIBO BANOTHILE ELINAH	TRADITIONAL HOUSE	50	1.272	15	63.6	9.54	73.14
KZ436	DLAMINI NOMZAMO	NKWEZELA	50	1.272	15	63.6	9.54	73.14
KZ436	MKHIZE THUTHURANI	BULWER UNDERBURG PMB KZN	50	1.272	15	63.6	9.54	73.14
KZ436	MKHIZE BONGIWE	MQATSHENI UNDERBURG KZN	50	1.272	15	63.6	9.54	73.14
KZ436	ZONDI VUYISILE	MQATSHENI UNDERBURG KZN	50	1.272	15	63.6	9.54	73.14
KZ436	MTOLO UNDELANI	QULASHE UNDERBURG KZN	50	1.272	15	63.6	9.54	73.14
KZ436	DLADLA SIHLANGU ANTONY	WAMBENI AREA NEAR SITHOLE STORE DONNYBROOKE IXOPO KZN	50	1.272	15	63.6	9.54	73.14
KZ436	NGUBANE ZITHULELE	TRADITIONAL HOUSE	50	1.272	15	63.6	9.54	73.14
KZ436	DUMA MHAWUKELWA EDMUND	MQATSHENI UNDERBURG KZN	50	1.272	15	63.6	9.54	73.14
KZ436	MKHIZE THEMBELIHE	HLANGANANI S1 IXOPO KZN OU	50	1.272	15	63.6	9.54	73.14
KZ436	MIYA NOMUSA CONSTANCE	HLANGANANI S1 IXOPO KZN OU	50	1.272	15	63.6	9.54	73.14
KZ436	NZIMANDE FISIWE	HLANGANANI S1 IXOPO KZN OU	50	1.272	15	63.6	9.54	73.14
KZ436	ZULU LALAPHI MELINAH	HLANGANANI S1 IXOPO KZN OU	50	1.272	15	63.6	9.54	73.14
KZ436	SHOZI ZOLANI	HLANGANANI S1 IXOPO KZN OU	50	1.272	15	63.6	9.54	73.14
KZ436	SHEZI ZIBEKE	QULASHE UNDERBURG KZN	50	1.272	15	63.6	9.54	73.14

MUNIC_C\NAME	ADDRESS	KWH_UNI	CLAIM_RATE	VAT_RATE	CLAIMED	CLAIMED	CLAIM_TOTAL
KZ436	NDLADLA BHEKUMUZI	50	1.272	15	63.6	9.54	73.14
KZ436	MBANUWA THULANI	50	1.272	15	63.6	9.54	73.14
KZ436	MDLADLA PROTASIA BONAKELE	50	1.272	15	63.6	9.54	73.14
KZ436	MNCWABE SIBONGILE	50	1.272	15	63.6	9.54	73.14
KZ436	MILTWA BEAUTY THOKOZILE	50	1.272	15	63.6	9.54	73.14
KZ436	MAKHAYE NAKENI CREMELIA	50	1.272	15	63.6	9.54	73.14
KZ436	MBATHA NKANYISO ARTWELL	50	1.272	15	63.6	9.54	73.14
KZ436	MYEDE ZAKANCANE	50	1.272	15	63.6	9.54	73.14
KZ436	NDLANGISA NOMUSA	50	1.272	15	63.6	9.54	73.14
KZ436	HLOPHE GLORIA	50	1.272	15	63.6	9.54	73.14
KZ436	MAYISELA ZABANGILE	50	1.272	15	63.6	9.54	73.14
KZ436	NSIMBI THULELENI	50	1.272	15	63.6	9.54	73.14
KZ436	ZONDI MAVIS QONDEKILE	50	1.272	15	63.6	9.54	73.14
KZ436	SHEZI SYDNEY MHLengi	50	1.272	15	63.6	9.54	73.14
KZ436	ZACA KHONZENI	50	1.272	15	63.6	9.54	73.14
KZ436	SOSIBO NONHLANHLA	50	1.272	15	63.6	9.54	73.14
KZ436	MSOMI NHLANHLA	50	1.272	15	63.6	9.54	73.14
KZ436	ZUMA FLORA	50	1.272	15	63.6	9.54	73.14
KZ436	MBANUWA THANDI HAMBELANI	50	1.272	15	63.6	9.54	73.14
KZ436	NZIMANDE ZAMAGWABA	50	1.272	15	63.6	9.54	73.14
KZ436	SOSIBO MANXOLO BERNARD	50	1.272	15	63.6	9.54	73.14
KZ436	XABA NTOMBIYOMHLABA	50	1.272	15	63.6	9.54	73.14
KZ436	NZIMANDE ZAMAGWABA	50	1.272	15	63.6	9.54	73.14
KZ436	HLATSHWAYO C	50	1.272	15	63.6	9.54	73.14
KZ436	MNGXADI ZIBUSILE	50	1.272	15	63.6	9.54	73.14
KZ436	MDLADLA NOSIPHO CYNTHIA	50	1.272	15	63.6	9.54	73.14
KZ436	MTOLO PHUMLILE	50	1.272	15	63.6	9.54	73.14
KZ436	GUMEDE MTHIDIANE	50	1.272	15	63.6	9.54	73.14
KZ436	MKWANAZI MFANISWA	50	1.272	15	63.6	9.54	73.14
KZ436	PHOSWA NTOMBO	50	1.272	15	63.6	9.54	73.14
KZ436	PHOSWA NTOMBO	50	1.272	15	63.6	9.54	73.14
KZ436	MKHIZE NTOMBASA	50	1.272	15	63.6	9.54	73.14
KZ436	DLAMINI CHRISTINA	50	1.272	15	63.6	9.54	73.14
KZ436	MNGUNI LINDOKUHLE PRINCE	50	1.272	15	63.6	9.54	73.14
KZ436	MTAKA DUMAZILE ELIZABETH	50	1.272	15	63.6	9.54	73.14
KZ436	SHEZI ANNASTASIA NCAMISILE	50	1.272	15	63.6	9.54	73.14
KZ436	DLAMINI KHIPHELAKE JOSEPH	50	1.272	15	63.6	9.54	73.14
KZ436	DLADLA C	50	1.272	15	63.6	9.54	73.14
KZ436	ZACA NORA	50	1.272	15	63.6	9.54	73.14
KZ436	MAJOZI BUSISIWE	50	1.272	15	63.6	9.54	73.14
KZ436	ZULU GRACE NOKWANDA	50	1.272	15	63.6	9.54	73.14
KZ436	MBANUWA ELIZABETH	50	1.272	15	63.6	9.54	73.14
KZ436	JAMA BAGGINILE	50	1.272	15	63.6	9.54	73.14
KZ436	DLAMINI ZANELE MILDRED	50	1.272	15	63.6	9.54	73.14
KZ436	DLAMINI ELANORA	50	1.272	15	63.6	9.54	73.14
KZ436	DLAMINI GCINUMUZI	50	1.272	15	63.6	9.54	73.14
KZ436	KHANYILE MALOKI	50	1.272	15	63.6	9.54	73.14
KZ436	MBANUWA THEMBEKA CHRISTINA	50	1.272	15	63.6	9.54	73.14
KZ436	MTOLO NGENZENI	50	1.272	15	63.6	9.54	73.14
KZ436	CEKWANE MFANZENI	50	1.272	15	63.6	9.54	73.14
KZ436	NGCOBO MAGENUGENU	50	1.272	15	63.6	9.54	73.14
KZ436	MTOLO KHETHENI	50	1.272	15	63.6	9.54	73.14

MUNIC_C\NAME	ADDRESS	KWH_UNI	CLAIM_RATE	VAT_RATE	CLAIMED	CLAIMED	CLAIM_TOTAL
KZ436	KHUBONE MANININI	50	1.272	15	63.6	9.54	73.14
KZ436	MIYA BUSISIWE	50	1.272	15	63.6	9.54	73.14
KZ436	SOSIBO ALBERTINA NOMTHANDAZO	50	1.272	15	63.6	9.54	73.14
KZ436	MSOMI NENSILE	50	1.272	15	63.6	9.54	73.14
KZ436	MADLALA JEFFERY	50	1.272	15	63.6	9.54	73.14
KZ436	NTSHAPHA SHOKWAKHE	50	1.272	15	63.6	9.54	73.14
KZ436	ZONDI IGNATIA	50	1.272	15	63.6	9.54	73.14
KZ436	KHANYILE ZANOXOLO E	50	1.272	15	63.6	9.54	73.14
KZ436	NALA MQOYI F	50	1.272	15	63.6	9.54	73.14
KZ436	ZUMA MAETU	50	1.272	15	63.6	9.54	73.14
KZ436	MAKHANYA NCANYANA	50	1.272	15	63.6	9.54	73.14
KZ436	DLAMINI ZETHU	50	1.272	15	63.6	9.54	73.14
KZ436	NALA BANCAMILE W	50	1.272	15	63.6	9.54	73.14
KZ436	KHWELA HLENGIWE VENANCIA	50	1.272	15	63.6	9.54	73.14
KZ436	MTHEMBU MLONGI	50	1.272	15	63.6	9.54	73.14
KZ436	PHUNGULA BALUNGILE ELSIE	50	1.272	15	63.6	9.54	73.14
KZ436	MTOLO NOMONA	50	1.272	15	63.6	9.54	73.14
KZ436	HLENGWA MANTULI	50	1.272	15	63.6	9.54	73.14
KZ436	KHATSHANA BASHABANA	50	1.272	15	63.6	9.54	73.14
KZ436	MCHUNU NOMAKHISIMUSI	50	1.272	15	63.6	9.54	73.14
KZ436	MKHIZE PATRICK SIZWE	50	1.272	15	63.6	9.54	73.14
KZ436	MINGUNI MEDRINA PHUMZILE	50	1.272	15	63.6	9.54	73.14
KZ436	MADUNA NOMPUKU	50	1.272	15	63.6	9.54	73.14
KZ436	DLAMINI ELLIAS	50	1.272	15	63.6	9.54	73.14
KZ436	SHOBA IRENE MARTHA	50	1.272	15	63.6	9.54	73.14
KZ436	MBEJE BAVIKILE AGNES	50	1.272	15	63.6	9.54	73.14
KZ436	MTHEMBU PHILANI	50	1.272	15	63.6	9.54	73.14
KZ436	DLUNGWANA MANGENI	50	1.272	15	63.6	9.54	73.14
KZ436	MTHEMBU HLEKISILE	50	1.272	15	63.6	9.54	73.14
KZ436	MIYA NOLWAZI	50	1.272	15	63.6	9.54	73.14
KZ436	NZIMANDE MAKHOSAZANA	50	1.272	15	63.6	9.54	73.14
KZ436	CAKWE NCINCI	50	1.272	15	63.6	9.54	73.14
KZ436	NZIMANDE SITHEMBISO	50	1.272	15	63.6	9.54	73.14
KZ436	PHUNGULA LONDIWE	50	1.272	15	63.6	9.54	73.14
KZ436	NGCOBO NCINZIWE	50	1.272	15	63.6	9.54	73.14
KZ436	MKHIZE THUTHUKILE	50	1.272	15	63.6	9.54	73.14
KZ436	MKIZE ROSEMARY	50	1.272	15	63.6	9.54	73.14
KZ436	DLAMINI SEBENZILE	50	1.272	15	63.6	9.54	73.14
KZ436	MDLANGATHI NTULIZEZWE	50	1.272	15	63.6	9.54	73.14
KZ436	GAMEDDE VITALIS	50	1.272	15	63.6	9.54	73.14
KZ436	SHEZI TULE	50	1.272	15	63.6	9.54	73.14
KZ436	SHEZI NTOMBIZONKE	50	1.272	15	63.6	9.54	73.14
KZ436	MIYA THOLWAPHI	50	1.272	15	63.6	9.54	73.14
KZ436	XABA BEATRICE	50	1.272	15	63.6	9.54	73.14
KZ436	KHUBONI B	50	1.272	15	63.6	9.54	73.14
KZ436	SABELA NOKWENZANI	50	1.272	15	63.6	9.54	73.14
KZ436	MNCWABE NTOMBIKHONA	50	1.272	15	63.6	9.54	73.14
KZ436	SABELA KHUMBULENI	50	1.272	15	63.6	9.54	73.14
KZ436	MNYOSI NGENZENI GENEROSA	50	1.272	15	63.6	9.54	73.14
KZ436	KWASABELA BAWINILE	50	1.272	15	63.6	9.54	73.14
KZ436	DLAMINI BAPHINDILE	50	1.272	15	63.6	9.54	73.14
KZ436	SINDANE MHLANGANYELWA	50	1.272	15	63.6	9.54	73.14

MUNIC_C/NAME	ADDRESS	KWH_UNI	CLAIM_RATE	VAT_RATE	CLAIMED	CLAIMED	CLAIM_TOTAL
KZ436	NSINDANE ZITHA	50	1.272	15	63.6	9.54	73.14
KZ436	CHAQWE AUDREW	50	1.272	15	63.6	9.54	73.14
KZ436	DLAMINI DUMISANI E	50	1.272	15	63.6	9.54	73.14
KZ436	MKHIZE THEMBI	50	1.272	15	63.6	9.54	73.14
KZ436	KHENZA PHINDELENI EPHINA	50	1.272	15	63.6	9.54	73.14
KZ436	NGUBANE THOLAKELE MINAH	50	1.272	15	63.6	9.54	73.14
KZ436	KHENISA BALUNGILE EMMELDA	50	1.272	15	63.6	9.54	73.14
KZ436	DLAMINI MARGARET ZANELE	50	1.272	15	63.6	9.54	73.14
KZ436	KHENISA ZIBUYILE ANNATORIA	50	1.272	15	63.6	9.54	73.14
KZ436	ZULU BAGCINILE	50	1.272	15	63.6	9.54	73.14
KZ436	MSOMI ROMANUS	50	1.272	15	63.6	9.54	73.14
KZ436	NSIMBI V	50	1.272	15	63.6	9.54	73.14
KZ436	MUWARA BONGANI	50	1.272	15	63.6	9.54	73.14
KZ436	MIYA SEBENZANI	50	1.272	15	63.6	9.54	73.14
KZ436	ZACA SENSE	50	1.272	15	63.6	9.54	73.14
KZ436	DLAMINI KHETHENI BEATRICE	50	1.272	15	63.6	9.54	73.14
KZ436	DUMA ZINHLE BRIDGET	50	1.272	15	63.6	9.54	73.14
KZ436	KHANISA BAJABISE GIRLIE	50	1.272	15	63.6	9.54	73.14
KZ436	KHENISA RICHARD MTHOKOZISI	50	1.272	15	63.6	9.54	73.14
KZ436	NGUBANE MLINDELWA	50	1.272	15	63.6	9.54	73.14
KZ436	MBANDLWA SINDISIWE BEAUTY	50	1.272	15	63.6	9.54	73.14
KZ436	CHIYA MDUDUZI	50	1.272	15	63.6	9.54	73.14
KZ436	SHEZI NOMVULA	50	1.272	15	63.6	9.54	73.14
KZ436	MEMELA SYLVIA	50	1.272	15	63.6	9.54	73.14
KZ436	MBINGWA BONAKELE	50	1.272	15	63.6	9.54	73.14
KZ436	MBONGWA DELI	50	1.272	15	63.6	9.54	73.14
KZ436	ZULU DERICK	50	1.272	15	63.6	9.54	73.14
KZ436	TENZA NOKUTHUJA CATHERINE	50	1.272	15	63.6	9.54	73.14
KZ436	HLONGWANE NHLANHLA	50	1.272	15	63.6	9.54	73.14
KZ436	TENZA VITALIS BHEKEKHAYA	50	1.272	15	63.6	9.54	73.14
KZ436	MTOLO ZONDI	50	1.272	15	63.6	9.54	73.14
KZ436	MSIYA QAINA	50	1.272	15	63.6	9.54	73.14
KZ436	NDHLANGISA NOKWANDA PRAXEDIS	50	1.272	15	63.6	9.54	73.14
KZ436	DUMA SHAYIZAZI THOMSOM	50	1.272	15	63.6	9.54	73.14
KZ436	MADIBE MSHIWA	50	1.272	15	63.6	9.54	73.14
KZ436	DLANGISA BONGEKILE BEAUTY	50	1.272	15	63.6	9.54	73.14
KZ436	DLAMINI NTOMBITHINI	50	1.272	15	63.6	9.54	73.14
KZ436	GAMBU MOSES SIZWE	50	1.272	15	63.6	9.54	73.14
KZ436	DIMBA THEMENI VICTORIA	50	1.272	15	63.6	9.54	73.14
KZ436	MUWARA MANTSALI	50	1.272	15	63.6	9.54	73.14
KZ436	NDLOVU NTSHEKHEZI ANTON	50	1.272	15	63.6	9.54	73.14
KZ436	NGCOBONI NONTUTHUZELO	50	1.272	15	63.6	9.54	73.14
KZ436	MADUNA VINCENT	50	1.272	15	63.6	9.54	73.14
KZ436	SITHOLE JANE THOKOZILE	50	1.272	15	63.6	9.54	73.14
KZ436	NKABANE MISHAKA	50	1.272	15	63.6	9.54	73.14
KZ436	NDLOVU JOHNSON	50	1.272	15	63.6	9.54	73.14
KZ436	MBANIWA NOZAMANI MARIA	50	1.272	15	63.6	9.54	73.14
KZ436	MEMELA SHOWOZI GREYUS	50	1.272	15	63.6	9.54	73.14
KZ436	NDLOVU BHEKUMUZI CYPRIAN	50	1.272	15	63.6	9.54	73.14
KZ436	NGCOBO SELBY THANDAZA	50	1.272	15	63.6	9.54	73.14
KZ436	MNCWABE BONGANI MTHOKOZISI LAWRI	50	1.272	15	63.6	9.54	73.14
KZ436	MZIMANDE NNANTOMBI	50	1.272	15	63.6	9.54	73.14

MUNIC_C (NAME)	ADDRESS2	KWH_UNI	CLAIM_RATE	VAT_RATE	CLAIMED	CLAIMED	CLAIM_TOTAL
KZ436	DLADLA ZILUNGILE RITA	50	1.272	15	63.6	9.54	73.14
KZ436	SHOZI STITOH	50	1.272	15	63.6	9.54	73.14
KZ436	MTHALANE MATHOSHI	50	1.272	15	63.6	9.54	73.14
KZ436	KHATHI KUFAKWEZWE MICHAEL	50	1.272	15	63.6	9.54	73.14
KZ436	MAZIBUKO MIMIZA DOROTHY	50	1.272	15	63.6	9.54	73.14
KZ436	DLUNGWANA ZANDILE MARIA	50	1.272	15	63.6	9.54	73.14
KZ436	MADIBA NAKENI LUCRECIA	50	1.272	15	63.6	9.54	73.14
KZ436	NZIMANDE LINDELEZI	50	1.272	15	63.6	9.54	73.14
KZ436	MTOLO THOLAKELE	50	1.272	15	63.6	9.54	73.14
KZ436	BHENGU NSIZWENYE	50	1.272	15	63.6	9.54	73.14
KZ436	DLUNGWANE TIBHI DESOLERIA	50	1.272	15	63.6	9.54	73.14
KZ436	DLUNGWANA NOMPUMELELO	50	1.272	15	63.6	9.54	73.14
KZ436	GAMEDE BHEKISEPHI	50	1.272	15	63.6	9.54	73.14
KZ436	NDLELA SHILO	100	1.272	15	127.2	19.08	146.28
KZ436	DLUNGWANE COMRAD	50	1.272	15	63.6	9.54	73.14
KZ436	DLAMINI MERCY	50	1.272	15	63.6	9.54	73.14
KZ436	MBANUWA HENRY	50	1.272	15	63.6	9.54	73.14
KZ436	DLAMINI MICHEAL	50	1.272	15	63.6	9.54	73.14
KZ436	NLANGISA LINDIWE	50	1.272	15	63.6	9.54	73.14
KZ436	KUBONI NELISWE ALEXIA	50	1.272	15	63.6	9.54	73.14
KZ436	DLUNGWANA MBUZESI WILLIEM	50	1.272	15	63.6	9.54	73.14
KZ436	SOKHELA VINCENT BHEKITHEMBA	50	1.272	15	63.6	9.54	73.14
KZ436	MADUNA VENANTIA SIMANGELE	50	1.272	15	63.6	9.54	73.14
KZ436	MNCWAMBE SLETHIWE JENNET	50	1.272	15	63.6	9.54	73.14
KZ436	MINDALI THOKOZILE REJOICE	50	1.272	15	63.6	9.54	73.14
KZ436	RADEBE HLUPHEKILE BADUMILE	50	1.272	15	63.6	9.54	73.14
KZ436	DLAMINI ELIZABETH NTOMBI	50	1.272	15	63.6	9.54	73.14
KZ436	DLUNGWANE MTHANDENI SKHANYISO	50	1.272	15	63.6	9.54	73.14
KZ436	DLAMINI SIBUSISO	50	1.272	15	63.6	9.54	73.14
KZ436	NDABA KHULULIWE	50	1.272	15	63.6	9.54	73.14
KZ436	ZULU NONSIKELELO EUNICE	50	1.272	15	63.6	9.54	73.14
KZ436	LANGA FISANI	50	1.272	15	63.6	9.54	73.14
KZ436	MTHEMBU JABULANI ERICK	50	1.272	15	63.6	9.54	73.14
KZ436	DLUNGWANE SIGUJANA	50	1.272	15	63.6	9.54	73.14
KZ436	SOSIBO BABYI ALEX	50	1.272	15	63.6	9.54	73.14
KZ436	MTHEMBU HORITIUS SANELE	50	1.272	15	63.6	9.54	73.14
KZ436	MINGXATI IMZIBANI	50	1.272	15	63.6	9.54	73.14
KZ436	DLAMINI PRECIOUS PHUMELELO	50	1.272	15	63.6	9.54	73.14
KZ436	MINGUNI NTOMBIZONKE	50	1.272	15	63.6	9.54	73.14
KZ436	GAMEDE ZILINDE RAFAEL	50	1.272	15	63.6	9.54	73.14
KZ436	ZONDI BENGAZI HOMISTAH	50	1.272	15	63.6	9.54	73.14
KZ436	NZIMANDE FISWE GRACIA	50	1.272	15	63.6	9.54	73.14
KZ436	CELE SITHEMBILE C	50	1.272	15	63.6	9.54	73.14
KZ436	MAKHAYE BENGAZI SYLVINAH	50	1.272	15	63.6	9.54	73.14
KZ436	NDWALANE ZINHLE CYNTHIA	50	1.272	15	63.6	9.54	73.14
KZ436	GAMEDE KHETHIWE EUNICE	50	1.272	15	63.6	9.54	73.14
KZ436	NDANGISA THANDEKA	50	1.272	15	63.6	9.54	73.14
KZ436	KHUBONE KHOLISILE	50	1.272	15	63.6	9.54	73.14
KZ436	JAMA ALBERT	50	1.272	15	63.6	9.54	73.14
KZ436	MBANUWA MTTINYWA	50	1.272	15	63.6	9.54	73.14
KZ436	MBANUWA SOKESIBONE MDODA	50	1.272	15	63.6	9.54	73.14
KZ436	DLAMINI BAZIMI THOLAKELE	50	1.272	15	63.6	9.54	73.14

MUNIC_CNAME	ADDRESS	KWH_UNI	CLAIM_RATE	VAT_RATE	CLAIMED	CLAIMED	CLAIM_TOTAL
KZ436	DLAMINI KUFAKWEZE	50	1.272	15	63.6	9.54	73.14
KZ436	DLAMINI KHANYASANI BERNARD	50	1.272	15	63.6	9.54	73.14
KZ436	NDABA NOMSA ANNA	50	1.272	15	63.6	9.54	73.14
KZ436	DLAMINI BUISISIWE DORIS	50	1.272	15	63.6	9.54	73.14
KZ436	BENGU SIPHESHLE COSMOS	50	1.272	15	63.6	9.54	73.14
KZ436	MBANJWA BENZELENI THEM BENI	50	1.272	15	63.6	9.54	73.14
KZ436	MBANJWA ZUZIWE PRECIOUS	50	1.272	15	63.6	9.54	73.14
KZ436	MNCWABE ALLOSIA VIRGINIA	50	1.272	15	63.6	9.54	73.14
KZ436	KHUBONE MLANDELI SIXTUS	50	1.272	15	63.6	9.54	73.14
KZ436	MBANJWA MZOXOLO AUBREY	50	1.272	15	63.6	9.54	73.14
KZ436	DLAMINI SYLVIA KWENZEKILE	50	1.272	15	63.6	9.54	73.14
KZ436	MAJOZI JOHNSON SIBUSISO	50	1.272	15	63.6	9.54	73.14
KZ436	GCABA THOLAKELE	50	1.272	15	63.6	9.54	73.14
KZ436	MBANJWA PATRICIA VANACIA	50	1.272	15	63.6	9.54	73.14
KZ436	MINGUNI NGENGENI FLORINA	50	1.272	15	63.6	9.54	73.14
KZ436	MINXADI ZAZI	50	1.272	15	63.6	9.54	73.14
KZ436	MTHEMBU MATHETHI	50	1.272	15	63.6	9.54	73.14
KZ436	TSHIZA BONISIWE	50	1.272	15	63.6	9.54	73.14
KZ436	NZIMANDE BONGINKOSI	50	1.272	15	63.6	9.54	73.14
KZ436	CELE J	50	1.272	15	63.6	9.54	73.14
KZ436	NZIMANDE XOLISHE	50	1.272	15	63.6	9.54	73.14
KZ436	NZIMANDE ZIBUYILE	50	1.272	15	63.6	9.54	73.14
KZ436	SHEZI BUKANI	50	1.272	15	63.6	9.54	73.14
KZ436	NGCOBO PHILANI REFUGE	50	1.272	15	63.6	9.54	73.14
KZ436	SOSIBO ZIBUYILI	50	1.272	15	63.6	9.54	73.14
KZ436	NOMVUKO MTHEMBU	50	1.272	15	63.6	9.54	73.14
KZ436	NDABA MBUSENI PETROSE	50	1.272	15	63.6	9.54	73.14
KZ436	NDABA BAQOSHILE ANGELINE	50	1.272	15	63.6	9.54	73.14
KZ436	BUYISIWE DLAMINI	50	1.272	15	63.6	9.54	73.14
KZ436	BONGIWE JILI	50	1.272	15	63.6	9.54	73.14
KZ436	GOJINU MAZEDALA	50	1.272	15	63.6	9.54	73.14
KZ436	KHOLISILE SHOBA	50	1.272	15	63.6	9.54	73.14
KZ436	NGCOBO NOMASANI	50	1.272	15	63.6	9.54	73.14
KZ436	MTHEMBU NYOMBIBIKAYISE LEOCADIA	50	1.272	15	63.6	9.54	73.14
KZ436	KHOBONE THOKOZANI PRUDENCE	50	1.272	15	63.6	9.54	73.14
KZ436	MINGUNI NOKUTHULA	50	1.272	15	63.6	9.54	73.14
KZ436	DLAMINI HOMISTA DIDEKILE	50	1.272	15	63.6	9.54	73.14
KZ436	GEBASHE NONDUMISO ZEPHRA	50	1.272	15	63.6	9.54	73.14
KZ436	KHUBANI SIPHO EUNUS	50	1.272	15	63.6	9.54	73.14
KZ436	DLAMINI XOLISILE AGNES	50	1.272	15	63.6	9.54	73.14
KZ436	MTOLO QONDEKILE	50	1.272	15	63.6	9.54	73.14
KZ436	DLAMINI ZAMMALETHU	50	1.272	15	63.6	9.54	73.14
KZ436	MAZEKA CELANI OCTIVIA	50	1.272	15	63.6	9.54	73.14
KZ436	ZONDO THOLWENI FLORENCIA	50	1.272	15	63.6	9.54	73.14
KZ436	DLAMINI SIPHIWE	50	1.272	15	63.6	9.54	73.14
KZ436	DUMISA NONCEMA	50	1.272	15	63.6	9.54	73.14
KZ436	NZIMANDE ZITHOBILE	50	1.272	15	63.6	9.54	73.14
KZ436	MBHELE TOPATRICIA	50	1.272	15	63.6	9.54	73.14
KZ436	NZIMANDE THEM BELHLE PETRUS	50	1.272	15	63.6	9.54	73.14
KZ436	NZIMANDE NOSI HLE ROSEMARY	50	1.272	15	63.6	9.54	73.14
KZ436	MSIYA LINDIWE	50	1.272	15	63.6	9.54	73.14
KZ436	KHWELA BONGIWE	50	1.272	15	63.6	9.54	73.14

0000150

MUNIC_CN_NAME	ADDRESS	KWH_UNI	CLAIM_RATE	VAT_RATE	CLAIMED	CLAIMED	CLAIM_TOTAL
KZ436	DLANGISA THENJIWE	50	1.272	15	63.6	9.54	73.14
KZ436	DLAMINI CONSTANCE	50	1.272	15	63.6	9.54	73.14
KZ436	ZONDI SITEMBISO GRACE	50	1.272	15	63.6	9.54	73.14
KZ436	KHUBONE FKELEPHI MILDRED	50	1.272	15	63.6	9.54	73.14
KZ436	KHUBONE ANNA MARIA	50	1.272	15	63.6	9.54	73.14
KZ436	DLAMININI FINMELIA	50	1.272	15	63.6	9.54	73.14
KZ436	MSOMI NELISIWE MAGDALENA	50	1.272	15	63.6	9.54	73.14
KZ436	GAMEDI MILDREDISI ZIMBILI	50	1.272	15	63.6	9.54	73.14
KZ436	MAJOZI NOMBUSO	50	1.272	15	63.6	9.54	73.14
KZ436	MOSELEKU SINOQBILE PETRUS	50	1.272	15	63.6	9.54	73.14
KZ436	NAKALIBI MAKATSO	50	1.272	15	63.6	9.54	73.14
KZ436	KHUBONE ZANDILE	50	1.272	15	63.6	9.54	73.14
KZ436	MNCWABE THANDIWE OLIVIAH	50	1.272	15	63.6	9.54	73.14
KZ436	LUSWAZI VERA	50	1.272	15	63.6	9.54	73.14
KZ436	DLAMINI KHAYILANI	50	1.272	15	63.6	9.54	73.14
KZ436	KUBONI MOSES MIULUKELWA	50	1.272	15	63.6	9.54	73.14
KZ436	DLADLA S	50	1.272	15	63.6	9.54	73.14
KZ436	KHUBONE GLORIA BONGI	50	1.272	15	63.6	9.54	73.14
KZ436	KHUBONE BEATRICE	50	1.272	15	63.6	9.54	73.14
KZ436	MIKHULISI ZILINDILE MARTHA	50	1.272	15	63.6	9.54	73.14
KZ436	MDLADLA BALUNGILE EDISTA	50	1.272	15	63.6	9.54	73.14
KZ436	KHUBONE CHRISTINA VUYISILE	50	1.272	15	63.6	9.54	73.14
KZ436	SCHALKWYK JOHN CORNELIUS	50	1.272	15	63.6	9.54	73.14
KZ436	MBANUWA ZWELIJKILE ROMANUS	50	1.272	15	63.6	9.54	73.14
KZ436	BENGU DUMSANI	50	1.272	15	63.6	9.54	73.14
KZ436	MAGOSO EUNIC	50	1.272	15	63.6	9.54	73.14
KZ436	DLAMINI SIBONGO	50	1.272	15	63.6	9.54	73.14
KZ436	MEMELA BAZAMILE GLADYS	50	1.272	15	63.6	9.54	73.14
KZ436	DLAMINI KHEHLA LINUS	50	1.272	15	63.6	9.54	73.14
KZ436	DLAMINI MZUNGEZWA	50	1.272	15	63.6	9.54	73.14
KZ436	DLAMINI FUNELINJANI	50	1.272	15	63.6	9.54	73.14
KZ436	MNCWABE THULUZA NTOMBIFIKILE	50	1.272	15	63.6	9.54	73.14
KZ436	DUMA SABENI	50	1.272	15	63.6	9.54	73.14
KZ436	MNCWABE NOKULUNGA LUCRECIA	50	1.272	15	63.6	9.54	73.14
KZ436	ZAMANI XULU	50	1.272	15	63.6	9.54	73.14
KZ436	IMBELE SALELENI MALTA	50	1.272	15	63.6	9.54	73.14
KZ436	DLAMINI MHTUNGATHENJWA	50	1.272	15	63.6	9.54	73.14
KZ436	NZIMANDE DUMSANI	50	1.272	15	63.6	9.54	73.14
KZ436	GEBASHE BUHLEBUYEZA	50	1.272	15	63.6	9.54	73.14
KZ436	GEBASHE FUNEYAKHE PHILLIOS	50	1.272	15	63.6	9.54	73.14
KZ436	XABA LUCIA ZIBUYILE	50	1.272	15	63.6	9.54	73.14
KZ436	MNCWABE SIBONGISENI	50	1.272	15	63.6	9.54	73.14
KZ436	MBANUWA KHEHLEZA	50	1.272	15	63.6	9.54	73.14
KZ436	JILI GUGULETHU	50	1.272	15	63.6	9.54	73.14
KZ436	ZONDI NOKULUNGA GETRUDE	50	1.272	15	63.6	9.54	73.14
KZ436	JILI VELILE	50	1.272	15	63.6	9.54	73.14
KZ436	MIYA NTOMBISILE	50	1.272	15	63.6	9.54	73.14
KZ436	LUSHOZI TIKEKILE	50	1.272	15	63.6	9.54	73.14
KZ436	MXANDI BAVELLE ALEXIA	50	1.272	15	63.6	9.54	73.14
KZ436	MDLADLA NTOMBIZINI ALEXIA	50	1.272	15	63.6	9.54	73.14
KZ436	NZIMANDE NELLIE	50	1.272	15	63.6	9.54	73.14
KZ436	PHUNGULA CRESENTINA SALELANI	50	1.272	15	63.6	9.54	73.14

MUNIC_C\NAME	ADDRESS	KWH_UNI	CLAIM_RATE	VAT_RATE	CLAIMED	CLAIMED	CLAIM_TOTAL
KZ436	DLAMINI MANDLA	50	1.272	15	63.6	9.54	73.14
KZ436	MZIZI KHANYISILE GLADYS	50	1.272	15	63.6	9.54	73.14
KZ436	MBANUWA NTOMBIKILE GLORIA	50	1.272	15	63.6	9.54	73.14
KZ436	ZULU CIYA	50	1.272	15	63.6	9.54	73.14
KZ436	MADONDA THENIWE	50	1.272	15	63.6	9.54	73.14
KZ436	JILI BUYISIWE	50	1.272	15	63.6	9.54	73.14
KZ436	DLANGISA WIMILE	50	1.272	15	63.6	9.54	73.14
KZ436	DLAMINI NOMVELO	50	1.272	15	63.6	9.54	73.14
KZ436	SHEZI ZANELE	50	1.272	15	63.6	9.54	73.14
KZ436	MVELASE NOKUTHULA CYNTHIA	50	1.272	15	63.6	9.54	73.14
KZ436	MBANUWA MZIBENI MZWEWENKOSI	50	1.272	15	63.6	9.54	73.14
KZ436	TSHEZI ZIPHELILE	50	1.272	15	63.6	9.54	73.14
KZ436	MTOLO ZWELEFANA	50	1.272	15	63.6	9.54	73.14
KZ436	DLAMINI LINDIWE THEODONSIO	50	1.272	15	63.6	9.54	73.14
KZ436	MTHEMBU MUSA	50	1.272	15	63.6	9.54	73.14
KZ436	HLANGULELA HENDRY	50	1.272	15	63.6	9.54	73.14
KZ436	DLAMINI SOZIPHILA	50	1.272	15	63.6	9.54	73.14
KZ436	MINGUNI GCWALISILE BUSISIWE	50	1.272	15	63.6	9.54	73.14
KZ436	MBANUWA MIDIDIYELI	50	1.272	15	63.6	9.54	73.14
KZ436	MBANUWA MIDIDIYELI	50	1.272	15	63.6	9.54	73.14
KZ436	MAGOSO MLUNGISI CHRISTOPHER	50	1.272	15	63.6	9.54	73.14
KZ436	KHATHI BONISILE OCTAVIA	50	1.272	15	63.6	9.54	73.14
KZ436	MBANUWA SENZO	50	1.272	15	63.6	9.54	73.14
KZ436	PHUNGULA BAFANA ALBERT	50	1.272	15	63.6	9.54	73.14
KZ436	MNCWABE MZOCITHWAYO MUNTU	50	1.272	15	63.6	9.54	73.14
KZ436	DLAMINI NTOMBI	50	1.272	15	63.6	9.54	73.14
KZ436	MINGUNI BUSELAPHI EDMARA	50	1.272	15	63.6	9.54	73.14
KZ436	CHIYA EUNICE NTOMBIZODWA	50	1.272	15	63.6	9.54	73.14
KZ436	DLAMINI PATRITICA NTOMBELHLE	50	1.272	15	63.6	9.54	73.14
KZ436	MNCWABE ELIZABETH NCENGENI	50	1.272	15	63.6	9.54	73.14
KZ436	ZIKODE FLORA ZONGILE	50	1.272	15	63.6	9.54	73.14
KZ436	LINDA THANDOKWAKHE	50	1.272	15	63.6	9.54	73.14
KZ436	HLONGWANE GEKEKE PAULOS	50	1.272	15	63.6	9.54	73.14
KZ436	NGCOBO NDINGILIDI IREN	50	1.272	15	63.6	9.54	73.14
KZ436	DLAMINI BONGIWE SLINDILE	50	1.272	15	63.6	9.54	73.14
KZ436	NOTHBOLIA HAPPINESS	50	1.272	15	63.6	9.54	73.14
KZ436	NHLANGULELA CUPHELENI AGNES	50	1.272	15	63.6	9.54	73.14
KZ436	MBANUWA NCAMSILE FLORENCE	50	1.272	15	63.6	9.54	73.14
KZ436	MBANUWA SANDILE JUSTICE	50	1.272	15	63.6	9.54	73.14
KZ436	XASIBA MZWAKHE AMBROSE	50	1.272	15	63.6	9.54	73.14
KZ436	MOFOKENG TESSA	50	1.272	15	63.6	9.54	73.14
KZ436	MBANUWA NOMATATELI	50	1.272	15	63.6	9.54	73.14
KZ436	MINGUNI HLENGIWE PRINCESS	50	1.272	15	63.6	9.54	73.14
KZ436	DLAMINI STHEBI	50	1.272	15	63.6	9.54	73.14
KZ436	MULTWA BONGINKOSI ERIC	50	1.272	15	63.6	9.54	73.14
KZ436	NGCOBO M	50	1.272	15	63.6	9.54	73.14
KZ436	MNCWABE EUVONNE	50	1.272	15	63.6	9.54	73.14
KZ436	MBANUWA SEBENZANI EMANCENCIA	50	1.272	15	63.6	9.54	73.14
KZ436	MBANUWA MANANA BEETA	50	1.272	15	63.6	9.54	73.14
KZ436	MBANUWA SIZENI ALEXIA	50	1.272	15	63.6	9.54	73.14
KZ436	MIKHIZE MISUKELWA PERCY	50	1.272	15	63.6	9.54	73.14
KZ436	MBANUWA SPHUMILE	50	1.272	15	63.6	9.54	73.14

MUNIC_C\NAME	ADDRESS	KWH_UNI	CLAIM_RATE	VAT_RATE	CLAIMED	CLAIMED	CLAIM_TOTAL
KZ436	ZULU SIBONGILE	50	1.272	15	63.6	9.54	73.14
KZ436	ZONDO MBONGENI JAMES	50	1.272	15	63.6	9.54	73.14
KZ436	DLAMINI MADELENI PAULUS	50	1.272	15	63.6	9.54	73.14
KZ436	MBANUWA FUNOKWAKHE WELCOME	50	1.272	15	63.6	9.54	73.14
KZ436	MKHIZE HYPOLITUS	50	1.272	15	63.6	9.54	73.14
KZ436	MKHULISI NTOMBEI	50	1.272	15	63.6	9.54	73.14
KZ436	MBANUWA NOMAKHOSI ANNA	50	1.272	15	63.6	9.54	73.14
KZ436	MBANUWA ZANELE	50	1.272	15	63.6	9.54	73.14
KZ436	MBANUWA XOLISILE	50	1.272	15	63.6	9.54	73.14
KZ436	MBANUWA ERNEST	50	1.272	15	63.6	9.54	73.14
KZ436	MBANUWA NAMA THEODORE	50	1.272	15	63.6	9.54	73.14
KZ436	MAGDALENA JOSILE FLORENCE	50	1.272	15	63.6	9.54	73.14
KZ436	MAGOSO ANNIE	50	1.272	15	63.6	9.54	73.14
KZ436	SIMELANE SIYANDA	50	1.272	15	63.6	9.54	73.14
KZ436	MBANUWA ZUMEKILE	50	1.272	15	63.6	9.54	73.14
KZ436	NDWALANE BONGANI SIMON	50	1.272	15	63.6	9.54	73.14
KZ436	MBANUWA THULELENI	50	1.272	15	63.6	9.54	73.14
KZ436	DLAMINI MKHETHENI	50	1.272	15	63.6	9.54	73.14
KZ436	ZUMA LANDIWE ANNATORIA	50	1.272	15	63.6	9.54	73.14
KZ436	KHWELA DUMAZILE VERNANCIA	50	1.272	15	63.6	9.54	73.14
KZ436	ZUMA PRESILLA	50	1.272	15	63.6	9.54	73.14
KZ436	MBANUWA SIPHO	50	1.272	15	63.6	9.54	73.14
KZ436	MBANUWA SIBONGISENI	50	1.272	15	63.6	9.54	73.14
KZ436	LANGA MTHOKOZISI D	50	1.272	15	63.6	9.54	73.14
KZ436	NDWALANE GOONESS	50	1.272	15	63.6	9.54	73.14
KZ436	NDLOVU NOMAKHWEZI	50	1.272	15	63.6	9.54	73.14
KZ436	MILITWA MDUDUZI	50	1.272	15	63.6	9.54	73.14
KZ436	DLAMINI THANDI	50	1.272	15	63.6	9.54	73.14
KZ436	DLAMINI STELEMBE	50	1.272	15	63.6	9.54	73.14
KZ436	DLAMINI BEUTY	50	1.272	15	63.6	9.54	73.14
KZ436	NDWALANE PRISCA BONGEKILE	50	1.272	15	63.6	9.54	73.14
KZ436	ZONDI NOMCWANE	50	1.272	15	63.6	9.54	73.14
KZ436	SHELEMBE BAKHETHILE	50	1.272	15	63.6	9.54	73.14
KZ436	NIJLO TAMIMY	50	1.272	15	63.6	9.54	73.14
KZ436	NDWALANE THOBANI INNOCENT	50	1.272	15	63.6	9.54	73.14
KZ436	DLAMINI THULELENI	50	1.272	15	63.6	9.54	73.14
KZ436	NDWALANE SENZKA NICHODEMA	50	1.272	15	63.6	9.54	73.14
KZ436	MALEVU SITHEMBISO PENNINGTON	50	1.272	15	63.6	9.54	73.14
KZ436	SOWELA NOSIPHO A	50	1.272	15	63.6	9.54	73.14
KZ436	SOSIBO HEMRIETTA SINDISIWE	50	1.272	15	63.6	9.54	73.14
KZ436	SOSIBO MAKHOSAZANA VAKASHILE	50	1.272	15	63.6	9.54	73.14
KZ436	MOKUBUNA BUSISIWE NONORATTA	50	1.272	15	63.6	9.54	73.14
KZ436	ZULU BHEKIMPI DANIEL	50	1.272	15	63.6	9.54	73.14
KZ436	LANGA KHONZEPHI MARTHA	50	1.272	15	63.6	9.54	73.14
KZ436	MAZIBUKO CHITHIBANDLA MICHAEL	50	1.272	15	63.6	9.54	73.14
KZ436	ZUMA PHATHEKILE PELAGRINA	50	1.272	15	63.6	9.54	73.14
KZ436	MSHENGU THULELENI MARGARET	50	1.272	15	63.6	9.54	73.14
KZ436	DLAMINI THOKO MARIA	50	1.272	15	63.6	9.54	73.14
KZ436	CHIYA QONDENI	50	1.272	15	63.6	9.54	73.14
KZ436	SOSIBO QONDENI BAKHALISE	50	1.272	15	63.6	9.54	73.14
KZ436	KHUBONI ALPHEUS	50	1.272	15	63.6	9.54	73.14
KZ436	DLAMINI NHLANHLA CONGRAT	50	1.272	15	63.6	9.54	73.14

MUNIC_C(NAME)	ADDRESS	KWH_UNI	CLAIM_RATE	VAT_RATE	CLAIMED	CLAIMED	CLAIM_TOTAL
KZ436	SOSIBO FRANS	50	1.272	15	63.6	9.54	73.14
KZ436	MZIMANDE NNANTOMBI	50	1.272	15	63.6	9.54	73.14
KZ436	NENE VEZI	50	1.272	15	63.6	9.54	73.14
KZ436	MBATHA NGAKHEPHI	50	1.272	15	63.6	9.54	73.14
KZ436	MBANJWA BONGINKOSI	50	1.272	15	63.6	9.54	73.14
KZ436	ZIKODE QONDEKILE BALANDILE	50	1.272	15	63.6	9.54	73.14
KZ436	MBAMBO NONHLANHLA	50	1.272	15	63.6	9.54	73.14
KZ436	MADLALA E	50	1.272	15	63.6	9.54	73.14
KZ436	MTHEMBU NOKWANDA	50	1.272	15	63.6	9.54	73.14
KZ436	MBANJWA CEBISILE	50	1.272	15	63.6	9.54	73.14
KZ436	JACA NOMBUSO ELMINA	50	1.272	15	63.6	9.54	73.14
KZ436	SOSIBO NGUBUKAZI	50	1.272	15	63.6	9.54	73.14
KZ436	MWELASE ZODWA EDISTA	50	1.272	15	63.6	9.54	73.14
KZ436	SOSIBO ZININGI PROMISE	50	1.272	15	63.6	9.54	73.14
KZ436	NIJLO MATHULUZA	50	1.272	15	63.6	9.54	73.14
KZ436	SOSIBO DAMU SENZENI	50	1.272	15	63.6	9.54	73.14
KZ436	JAMA JABULILE EJUNICE	50	1.272	15	63.6	9.54	73.14
KZ436	CELE SFRISO MOSES	50	1.272	15	63.6	9.54	73.14
KZ436	JAMA KHATHAZILE	50	1.272	15	63.6	9.54	73.14
KZ436	MAJILA SANELE	50	1.272	15	63.6	9.54	73.14
KZ436	MAKHANYA THOKOZILE	50	1.272	15	63.6	9.54	73.14
KZ436	DLAMINI NOMAQHINGA	50	1.272	15	63.6	9.54	73.14
KZ436	SHEZI SIYABONGA MZWANDILE	50	1.272	15	63.6	9.54	73.14
KZ436	JAMA FIHLWEPHI MARGARET	50	1.272	15	63.6	9.54	73.14
KZ436	MEMELA DUMISILE PROTASIA	50	1.272	15	63.6	9.54	73.14
KZ436	ZONDO MTHENJWA VITUS	50	1.272	15	63.6	9.54	73.14
KZ436	BASI NONHLANHLA SYLVIA	50	1.272	15	63.6	9.54	73.14
KZ436	DIDI NONCEBA	50	1.272	15	63.6	9.54	73.14
KZ436	NIJLO MATHULUZA	50	1.272	15	63.6	9.54	73.14
KZ436	MADONDA KHOLISILE	50	1.272	15	63.6	9.54	73.14
KZ436	MINDAWENI PHUMZILE LIZAH	50	1.272	15	63.6	9.54	73.14
KZ436	DLAMINI THOMOLOZA	50	1.272	15	63.6	9.54	73.14
KZ436	JILI BAVUMILE	50	1.272	15	63.6	9.54	73.14
KZ436	SIBIYA NOMVUYO JUDITH KHETHIWE	50	1.272	15	63.6	9.54	73.14
KZ436	MIYA NGAKHEPHI NGENZENI	50	1.272	15	63.6	9.54	73.14
KZ436	NGUBANE NOKWENZANGANI	50	1.272	15	63.6	9.54	73.14
KZ436	MOLEFE MATTY	50	1.272	15	63.6	9.54	73.14
KZ436	DLUDLU MKHASHWA PHILLIP	50	1.272	15	63.6	9.54	73.14
KZ436	DLUDLU PHILISWE SAMELIA	50	1.272	15	63.6	9.54	73.14
KZ436	MKHULISI NOMATHEMBU PHILPA	50	1.272	15	63.6	9.54	73.14
KZ436	NIJLO MATHILI	50	1.272	15	63.6	9.54	73.14
KZ436	MAZIBUKO HLAMUKILE ANNATORIA	50	1.272	15	63.6	9.54	73.14
KZ436	MKHULISE NOKO	50	1.272	15	63.6	9.54	73.14
KZ436	NDLOVU MPATHONI SIPHIWE	50	1.272	15	63.6	9.54	73.14
KZ436	MEMELA LONDIWE	50	1.272	15	63.6	9.54	73.14
KZ436	SHABALALA SOPHENI	50	1.272	15	63.6	9.54	73.14
KZ436	HLANGEBI ROSE	50	1.272	15	63.6	9.54	73.14
KZ436	ZONDI ZOLILE	50	1.272	15	63.6	9.54	73.14
KZ436	DLAMINI NGELU ZISHODILE	50	1.272	15	63.6	9.54	73.14
KZ436	BEKWA SEBENZANI	50	1.272	15	63.6	9.54	73.14
KZ436	MAZIBUKO SLINDILE WENDY	50	1.272	15	63.6	9.54	73.14
KZ436	MAZIBUKO MKHEHELEZI FREDRICK	50	1.272	15	63.6	9.54	73.14

MUNIC_C(NAME)	ADDRESS	KWH_UNI	CLAIM_RATE	VAT_RATE	CLAIMED	CLAIMED	CLAIM_TOTAL
KZ436	DLAMINI MBONISWA NICHOLAS	50	1.272	15	63.6	9.54	73.14
KZ436	DLAMINI BHEKI	50	1.272	15	63.6	9.54	73.14
KZ436	JILI KHANYISILE FLORENCE	50	1.272	15	63.6	9.54	73.14
KZ436	DLAMINI NGENAMUNTU	50	1.272	15	63.6	9.54	73.14
KZ436	KHUBONE ROBERT	50	1.272	15	63.6	9.54	73.14
KZ436	BHENGU MZANYWA	50	1.272	15	63.6	9.54	73.14
KZ436	NZIMANDE VUSUMUZI	50	1.272	15	63.6	9.54	73.14
KZ436	ZULU MSAWENKOSI ARMSTRONG	50	1.272	15	63.6	9.54	73.14
KZ436	MKHULISE NONYAMEZELO EVELYN	50	1.272	15	63.6	9.54	73.14
KZ436	MTHEMBU NOKUKHANYA ETHEL	50	1.272	15	63.6	9.54	73.14
KZ436	MTHEMBU THABANE GOUGEN	50	1.272	15	63.6	9.54	73.14
KZ436	BASI SIZA ANNATORIA	50	1.272	15	63.6	9.54	73.14
KZ436	MTHEMBU SWELENI DUMAZILE	50	1.272	15	63.6	9.54	73.14
KZ436	BEKWA MDINGI	50	1.272	15	63.6	9.54	73.14
KZ436	ZULU FLOMENA	50	1.272	15	63.6	9.54	73.14
KZ436	MAY BUSISIWE BEAUTY	50	1.272	15	63.6	9.54	73.14
KZ436	MDLADLA NGQOMBO	50	1.272	15	63.6	9.54	73.14
KZ436	ZULU DERICK	50	1.272	15	63.6	9.54	73.14
KZ436	VICTOR ZONDI	50	1.272	15	63.6	9.54	73.14
KZ436	SIBETHA NONKONZO OCTEVIA	50	1.272	15	63.6	9.54	73.14
KZ436	SOSIBO MILDRED	50	1.272	15	63.6	9.54	73.14
KZ436	SHEZI NGENZENI	50	1.272	15	63.6	9.54	73.14
KZ436	MTHEMBU NTOKOZO	50	1.272	15	63.6	9.54	73.14
KZ436	ZULU PATRICIA	50	1.272	15	63.6	9.54	73.14
KZ436	SHEZI SIHLE	50	1.272	15	63.6	9.54	73.14
KZ436	MTHEMBU NONTUTHUKO	50	1.272	15	63.6	9.54	73.14
KZ436	DLAMINI KOKANI	50	1.272	15	63.6	9.54	73.14
KZ436	SHEZI EMMACULATE	50	1.272	15	63.6	9.54	73.14
KZ436	ZONDI THOKOZILE	50	1.272	15	63.6	9.54	73.14
KZ436	MSIYA NOKWAZI	50	1.272	15	63.6	9.54	73.14
KZ436	MIYA PHUMZILE	50	1.272	15	63.6	9.54	73.14
KZ436	CHAGWE BHUNGU ALFOS	50	1.272	15	63.6	9.54	73.14
KZ436	MEMELA SYLVIA	50	1.272	15	63.6	9.54	73.14
KZ436	XABA THOKOZANI	50	1.272	15	63.6	9.54	73.14
KZ436	ZONDO ZITOKILE	50	1.272	15	63.6	9.54	73.14
KZ436	DLAMINI MFANO	50	1.272	15	63.6	9.54	73.14
KZ436	MTOLO ZINCANE CARISTA	50	1.272	15	63.6	9.54	73.14
KZ436	XABA AGNES	50	1.272	15	63.6	9.54	73.14
KZ436	MEMELA THEMIBILIZE	50	1.272	15	63.6	9.54	73.14
KZ436	SMELANE MUZIWEMALI	50	1.272	15	63.6	9.54	73.14
KZ436	ZONDI THEMBI MAUREEN	50	1.272	15	63.6	9.54	73.14
KZ436	MUTHWA NOKUZOLA PRUDENCE	50	1.272	15	63.6	9.54	73.14
KZ436	MTOLO MLEKELELI NKOSIBONILE	50	1.272	15	63.6	9.54	73.14
KZ436	MEMELA NONJIXO THEMBENI	50	1.272	15	63.6	9.54	73.14
KZ436	DLAMINI VELILE	50	1.272	15	63.6	9.54	73.14
KZ436	XABA BATSHONISILE	50	1.272	15	63.6	9.54	73.14
KZ436	KHUBONI NOKWEQA	50	1.272	15	63.6	9.54	73.14
KZ436	KHAMBULE VALUTHUBA ANNANIAS	50	1.272	15	63.6	9.54	73.14
KZ436	ZONDI L	50	1.272	15	63.6	9.54	73.14
KZ436	KHANYILE GLORIA	50	1.272	15	63.6	9.54	73.14
KZ436	SHOBA SEBENZILE MARGARET	50	1.272	15	63.6	9.54	73.14
KZ436	SHOBA DELANI	50	1.272	15	63.6	9.54	73.14

MUNIC. C NAME	ADDRESS	KWH_UNI	CLAIM_RATE	VAT_RATE	CLAIMED	CLAIMED	CLAIM_TOTAL
KZ436	SHOBA MKHUZENI AARON	50	1.272	15	63.6	9.54	73.14
KZ436	DLAMINI ZICHAZILE	50	1.272	15	63.6	9.54	73.14
KZ436	GAMBU MABANOYI	50	1.272	15	63.6	9.54	73.14
KZ436	MSIYA CLARICE	50	1.272	15	63.6	9.54	73.14
KZ436	MHLUNGO NOMANONO CORNELIA	50	1.272	15	63.6	9.54	73.14
KZ436	MBATHA ELLSIE	50	1.272	15	63.6	9.54	73.14
KZ436	NDLANGISA XAKEKILE	50	1.272	15	63.6	9.54	73.14
KZ436	DLAMINI ZWINGI	50	1.272	15	63.6	9.54	73.14
KZ436	NOBTSHELA MBULELO	50	1.272	15	63.6	9.54	73.14
KZ436	MITOLO MZAMANI	50	1.272	15	63.6	9.54	73.14
KZ436	LUSHABA NOSIPHO GLORIA	50	1.272	15	63.6	9.54	73.14
KZ436	DLAMINI BONGEKILE	50	1.272	15	63.6	9.54	73.14
KZ436	MAGOSI BABHEKILE CORNELIA	50	1.272	15	63.6	9.54	73.14
KZ436	WINNIE TSHOBA	50	1.272	15	63.6	9.54	73.14
KZ436	SIBUKELI ROBERT MNYUNI	50	1.272	15	63.6	9.54	73.14
KZ436	NOKHATHALA MDHLADHLA	50	1.272	15	63.6	9.54	73.14
KZ436	BAWINILE MAGUBANE	50	1.272	15	63.6	9.54	73.14
KZ436	NGENZENI MIWARA	50	1.272	15	63.6	9.54	73.14
KZ436	BAZIMILE ZIKODE	50	1.272	15	63.6	9.54	73.14
KZ436	NYIDE THULISILE NOKUFIKA	50	1.272	15	63.6	9.54	73.14
KZ436	NDABAKHE MADELA ZIKODE	50	1.272	15	63.6	9.54	73.14
KZ436	MARY THULELENI MBANUWA	50	1.272	15	63.6	9.54	73.14
KZ436	ARON MNDALI	50	1.272	15	63.6	9.54	73.14
KZ436	BUKISILE ZIKODE	50	1.272	15	63.6	9.54	73.14
KZ436	MAKHOSI SHOBA	50	1.272	15	63.6	9.54	73.14
KZ436	DLAMINI MZWEMPI	50	1.272	15	63.6	9.54	73.14
KZ436	SHEZI MCTHWA THOMAS	50	1.272	15	63.6	9.54	73.14
KZ436	FIKILE SHEZI	50	1.272	15	63.6	9.54	73.14
KZ436	SIPHOKUHLE MBANUWA	50	1.272	15	63.6	9.54	73.14
KZ436	NIKEZIWE MBANUWA	50	1.272	15	63.6	9.54	73.14
KZ436	ZAKHE MBANUWA	50	1.272	15	63.6	9.54	73.14
KZ436	THEMBELANI MBANUWA	50	1.272	15	63.6	9.54	73.14
KZ436	ZANDILE MBANUWA	50	1.272	15	63.6	9.54	73.14
KZ436	YVONNE MBANUWA	50	1.272	15	63.6	9.54	73.14
KZ436	HLENGIWE ZIKODE	50	1.272	15	63.6	9.54	73.14
KZ436	HADEBE WOTI	50	1.272	15	63.6	9.54	73.14
KZ436	GAMEDDE ESTHER	50	1.272	15	63.6	9.54	73.14
KZ436	HLALELENI MBANUWA	50	1.272	15	63.6	9.54	73.14
KZ436	NOZIZWE NZIMANDE	50	1.272	15	63.6	9.54	73.14
KZ436	SHOBA PHINDILE	50	1.272	15	63.6	9.54	73.14
KZ436	ZININGI NZIMANDE	50	1.272	15	63.6	9.54	73.14
KZ436	BADANILE CHRISTINA NZIMANDE	50	1.272	15	63.6	9.54	73.14
KZ436	NOMBUSO MBANUWA	50	1.272	15	63.6	9.54	73.14
KZ436	BALUNGILE NOXOLO MNDALI	50	1.272	15	63.6	9.54	73.14
KZ436	NOZAMANE PATRICIA ZIKODE	50	1.272	15	63.6	9.54	73.14
KZ436	NTOMBIZODWA BEATA SOSIBO	50	1.272	15	63.6	9.54	73.14
KZ436	THANDEKA SABELA	50	1.272	15	63.6	9.54	73.14
KZ436	TSHOBA NTOMBENTLE	50	1.272	15	63.6	9.54	73.14
KZ436	MBELE NOMBUYSELO	50	1.272	15	63.6	9.54	73.14
KZ436	DLAMINI THEMBENI PATIENCE	50	1.272	15	63.6	9.54	73.14
KZ436	SHOBA BACUPHILE	50	1.272	15	63.6	9.54	73.14
KZ436	SHOBA BAHLEKILE	50	1.272	15	63.6	9.54	73.14

MUNIC_CODE	MUNIC_CODENAME	ADDRESS	KWH_UNI	CLAIM_RATE	VAT_RATE	CLAIMED	CLAIMED	CLAIM_TOTAL
KZ436	TSHEZI MZOVUKILE	QULASHE UNDERBURG KZN	50	1.272	15	63.6	9.54	73.14
KZ436	JAMA MUSAWENKOSI ADREAS	AMAKUZA UNDERBURG KZN	50	1.272	15	63.6	9.54	73.14
KZ436	YAMA CONRAD BEKANI	AMAKUZA UNDERBURG KZN	50	1.272	15	63.6	9.54	73.14
KZ436	PHUNGULA MAMTUZA	KILMUN	50	1.272	15	63.6	9.54	73.14
KZ436	MJWARA NOSANDE	KILMUN	50	1.272	15	63.6	9.54	73.14
KZ436	MNCWABE PHIWANI BAMISE	AMAQADI NCWADI DEEPDALE S1 HOWICK KZN OU	50	1.272	15	63.6	9.54	73.14
KZ436	ZUMA SIBONGILE	KILMUN	50	1.272	15	63.6	9.54	73.14
KZ436	MGUBUNGU NOLINDELA	KILMUN	50	1.272	15	63.6	9.54	73.14
KZ436	DLAMINI LINDOKUHLE	KILMUN	50	1.272	15	63.6	9.54	73.14
KZ436	HLOPHE BONGINKHOSI	NOMANDLOVU DONNYBROOK IXOPO KZN	50	1.272	15	63.6	9.54	73.14
KZ436	RADEBE THANDEKILE	TRADITIONAL HOUSE	50	1.272	15	63.6	9.54	73.14
KZ436	ZONDI ZIALILE	KILMUN	50	1.272	15	63.6	9.54	73.14
KZ436	ZWEZWE SIZWE	KILMUN	50	1.272	15	63.6	9.54	73.14
KZ436	MKIZE HILUPHEKILE MARTHA	AMAQADI NCWADI DEEPDALE S1 HOWICK KZN OU	50	1.272	15	63.6	9.54	73.14
KZ436	DLAMINI JABULILE JACQUELINE	AMAKHUZE UNDERBURG KZN	50	1.272	15	63.6	9.54	73.14
KZ436	KHANYILE THOKOZILE	MADWALENI UNDERBERG KZN	50	1.272	15	63.6	9.54	73.14
KZ436	CHAKWE DUMISANE	NOMHOJANA UNDERBERG KZN	50	1.272	15	63.6	9.54	73.14
KZ436	KHUBONE NGENZENI FORTUNATE BABHE	AMAKHUZE UNDERBURG KZN	50	1.272	15	63.6	9.54	73.14
KZ436	XABA ROBERT	TRADITIONAL HOUSE	50	1.272	15	63.6	9.54	73.14
KZ436	MIYA NTOMBITANKE	KILMUN	50	1.272	15	63.6	9.54	73.14
KZ436	DLUNGWANA CYTHIA BUYISIWE	AMAKHUZE UNDERBURG KZN	50	1.272	15	63.6	9.54	73.14
KZ436	NZIMANDE NOZIPHO CATHRINE	AMAKHUZE UNDERBURG KZN	50	1.272	15	63.6	9.54	73.14
KZ436	NGUBANE MUZIKAYISE AMON	KILMUN	50	1.272	15	63.6	9.54	73.14
KZ436	NTSHIZA HEZEKIA	KILMUN	50	1.272	15	63.6	9.54	73.14
KZ436	MIYA EUPHROSINA BETHUKILE	AMAKHUZE UNDERBURG KZN	50	1.272	15	63.6	9.54	73.14
KZ436	DLAMINI MANINGI	Brick House	50	1.272	15	63.6	9.54	73.14
KZ436	ZUNGU NOKUPHIWA	TRADITIONAL HOUSE	50	1.272	15	63.6	9.54	73.14
KZ436	MZIMANDE NNANTOMBI	HLANGANANI 4 UNDERBERG KZN	50	1.272	15	63.6	9.54	73.14
KZ436	DLAMINI RAPHEAL SIBONGISENI	Traditional house	50	1.272	15	63.6	9.54	73.14
KZ436	MADUNA PHUMOWAKHE	KILMUN	50	1.272	15	63.6	9.54	73.14
KZ436	SHEZI NONDUWISO	SANDANEZWE	50	1.272	15	63.6	9.54	73.14
KZ436	DLOMO MZENZELI	KILMUN	50	1.272	15	63.6	9.54	73.14
KZ436	MNDALA NONKUMBANE	KILMUN	50	1.272	15	63.6	9.54	73.14
KZ436	MJWARA SIBONGILE	KILMUN	50	1.272	15	63.6	9.54	73.14
KZ436	ZONDI SKHUVETHE	QULASHE UNDERBURG KZN	50	1.272	15	63.6	9.54	73.14
KZ436	DLAMINI NTOMBIKAYISE	HLANGANANI 4 UNDERBERG KZN	50	1.272	15	63.6	9.54	73.14
KZ436	MAJOZI MIRRIAM PHILISIWE	AMAKHUZE UNDERBURG KZN	50	1.272	15	63.6	9.54	73.14
KZ436	ZONDO ZR	NKUMBA	50	1.272	15	63.6	9.54	73.14
KZ436	DLAMINI BEAUTY	HLANGANANI 4 UNDERBERG KZN	50	1.272	15	63.6	9.54	73.14
KZ436	MBATHA THANDEKILE BONGIWE	HLANGANANI 4 UNDERBERG KZN	50	1.272	15	63.6	9.54	73.14
KZ436	DLAMINI CAGISILE	HLANGANANI 4 UNDERBERG KZN	50	1.272	15	63.6	9.54	73.14
KZ436	BHENGU SYLVESTER	HLANGANANI 4 UNDERBERG KZN	50	1.272	15	63.6	9.54	73.14
KZ436	CAGWE NOCICYELO VICTORIA	AMAKHUZE UNDERBURG KZN	50	1.272	15	63.6	9.54	73.14
KZ436	SHOBA BASUKILE	KILMUN	50	1.272	15	63.6	9.54	73.14
KZ436	NYIDE MZANDI BUYELEPHI	HLANGANANI 4 UNDERBERG KZN	50	1.272	15	63.6	9.54	73.14
KZ436	GAZU MZONDENI FANA	AMAKHUZE UNDERBURG KZN	50	1.272	15	63.6	9.54	73.14
KZ436	BEKWA LINDIWE GLORIA	TRADITIONAL HOUSE	50	1.272	15	63.6	9.54	73.14
KZ436	MINGUNI BAWINILE WINNIFRIEDA	AMAKHUZE UNDERBURG KZN	50	1.272	15	63.6	9.54	73.14
KZ436	NGCOBO MELISIWE	HLANGANANI 4 UNDERBERG KZN	50	1.272	15	63.6	9.54	73.14
KZ436	ZONDI SHAYINDUNA	HOUSE	50	1.272	15	63.6	9.54	73.14
KZ436	LUSHABA LINDIWE EMILY	AMAQADI NCWADI DEEPDALE S1 HOWICK KZN OU	50	1.272	15	63.6	9.54	73.14
KZ436	NYIDE NCAMISILE NOBUHLE	HLANGANANI 4 UNDERBERG KZN	50	1.272	15	63.6	9.54	73.14

MUNIC_C\NAME	MUNIC_NAME	ADDRESS	KWH_UNI	CLAIM_RATE	VAT_RATE	CLAIMED	CLAIMED	CLAIM_TOTAL
KZ436	XABA NIABULO MOSES	CORINTH S1 IXOPO KZN OU	50	1.272	15	63.6	9.54	73.14
KZ436	MNCWABE CONSTANCE ZAKHONA	AMAQADI NCWADI DEEPPDALE S1 HOWICK KZN OU	50	1.272	15	63.6	9.54	73.14
KZ436	MBANUWA JABULISILE	QULASHE UNDERBURG KZN	50	1.272	15	63.6	9.54	73.14
KZ436	DLAMINI SIBUSISO ROBERT	AMAQADI NCWADI DEEPPDALE S1 HOWICK KZN OU	50	1.272	15	63.6	9.54	73.14
KZ436	KHUMALO SHAYIZIWE VITUS	AMAQADI NCWADI DEEPPDALE S1 HOWICK KZN OU	50	1.272	15	63.6	9.54	73.14
KZ436	DLAMINI FELAKHE	AMAKHUZE UNDERBURG KZN	50	1.272	15	63.6	9.54	73.14
KZ436	DLAMINI KUTHULAKONI PHILEMON	AMAKHUZE UNDERBURG KZN	50	1.272	15	63.6	9.54	73.14
KZ436	DLAMINI MTHEKU MEDRINA	AMAKHUZE UNDERBURG KZN	50	1.272	15	63.6	9.54	73.14
KZ436	DUMAKUDE KINKI PHYLLIS	SUN CITY BULWER PMB KZN	50	1.272	15	63.6	9.54	73.14
KZ436	MDLADLA NOMTHANDAZO	TRADITIONAL HOUSE	50	1.272	15	63.6	9.54	73.14
KZ436	DLAMINI BUSISIWE	AMAKHUZE UNDERBURG KZN	50	1.272	15	63.6	9.54	73.14
KZ436	NZIMANDE SBONGILE	AMAKHUZE UNDERBURG KZN OU	50	1.272	15	63.6	9.54	73.14
KZ436	MAKHANYA IRENE	TRADITIONAL HOUSE	50	1.272	15	63.6	9.54	73.14
KZ436	MAKHANYA IRENE	TRADITIONAL HOUSE	50	1.272	15	63.6	9.54	73.14
KZ436	DLAMINI CABANGILE LUNGELANI	AMAKHUZE UNDERBURG KZN	50	1.272	15	63.6	9.54	73.14
KZ436	SIBISI NGENZENI DORIS	AMAKHUZE UNDERBURG KZN OU	50	1.272	15	63.6	9.54	73.14
KZ436	ZIKODE ZITUSILE DORAH	AMAKUZA UNDERBURG KZN	50	1.272	15	63.6	9.54	73.14
KZ436	MINGUNI NGENAYISE	AMAKHUZE UNDERBURG KZN OU	50	1.272	15	63.6	9.54	73.14
KZ436	NZIMANDE ZANELE	AMAKHUZE UNDERBURG KZN OU	50	1.272	15	63.6	9.54	73.14
KZ436	MBANUWA HLANGANANI	AMAKHUZE UNDERBURG KZN OU	50	1.272	15	63.6	9.54	73.14
KZ436	ZONDI ZITHOBILE	Brick House	50	1.272	15	63.6	9.54	73.14
KZ436	LOCATIA TSHOBA	AMAKHUZE UNDERBURG KZN OU	50	1.272	15	63.6	9.54	73.14
KZ436	NDLOVU PHUMZILE ANNASTASIA	SINKONKONKO UNDERBURG KZN OU	50	1.272	15	63.6	9.54	73.14
KZ436	MQANJELWA MUSAWENTOM MNCWABE	AMAKHUZE UNDERBURG KZN OU	50	1.272	15	63.6	9.54	73.14
KZ436	SILULEKO EMMANUEL SHOBA	AMAKHUZE UNDERBURG KZN OU	50	1.272	15	63.6	9.54	73.14
KZ436	ELIZABETH NQOLIWANE SHOBA	AMAKHUZE UNDERBURG KZN OU	50	1.272	15	63.6	9.54	73.14
KZ436	BONGEKILE SABELA	AMAKHUZE UNDERBURG KZN OU	50	1.272	15	63.6	9.54	73.14
KZ436	THOKOZILE BABONGILE MIARA	AMAKHUZE UNDERBURG KZN OU	50	1.272	15	63.6	9.54	73.14
KZ436	LINDOKWAKHE DLAMINI	AMAKHUZE UNDERBURG KZN OU	50	1.272	15	63.6	9.54	73.14
KZ436	THENUWE SHOBA	AMAKHUZE UNDERBURG KZN OU	50	1.272	15	63.6	9.54	73.14
KZ436	LUMBO ZWELENI SHOBA	AMAKHUZE UNDERBURG KZN OU	50	1.272	15	63.6	9.54	73.14
KZ436	SHOBA BADUBILE CATHRINA	AMAKHUZE UNDERBURG KZN OU	50	1.272	15	63.6	9.54	73.14
KZ436	DLAMINI THOBKILE VENENCIA	AMAKHUZE UNDERBURG KZN OU	50	1.272	15	63.6	9.54	73.14
KZ436	SHOBA BHEKISIGCINO ANDRIAS	AMAKHUZE UNDERBURG KZN	50	1.272	15	63.6	9.54	73.14
KZ436	DLAMINI GCINO	AMAKHUZE UNDERBURG KZN OU	50	1.272	15	63.6	9.54	73.14
KZ436	KHANYEZI THULISILE SIBONGILE	AMAKHUZE UNDERBURG KZN OU	50	1.272	15	63.6	9.54	73.14
KZ436	SHOBA CUPHENI MERCY	AMAKHUZE UNDERBURG KZN OU	50	1.272	15	63.6	9.54	73.14
KZ436	SHOBA NYANISILE	AMAKHUZE UNDERBURG KZN OU	50	1.272	15	63.6	9.54	73.14
KZ436	SHOBA MPIYENGWE JOHANNES	AMAKHUZE UNDERBURG KZN OU	50	1.272	15	63.6	9.54	73.14
KZ436	SHOBA PHAKAMANI	AMAKHUZE UNDERBURG KZN OU	50	1.272	15	63.6	9.54	73.14
KZ436	SHOBA OCTAVIA ZETHU	AMAKHUZE UNDERBURG KZN OU	50	1.272	15	63.6	9.54	73.14
KZ436	SHOBA CUPHENI THOLANI	AMAKHUZE UNDERBURG KZN OU	50	1.272	15	63.6	9.54	73.14
KZ436	DLAMINI NOMATEZI MESSIANA	AMAKHUZE UNDERBURG KZN OU	50	1.272	15	63.6	9.54	73.14
KZ436	DLAMINI BADINGILE THUSHUZA	AMAKHUZE UNDERBURG KZN	50	1.272	15	63.6	9.54	73.14
KZ436	SHOBA MGOGO	AMAKUZA UNDERBURG KZN	50	1.272	15	63.6	9.54	73.14
KZ436	MDLADLA CLAUDIA	TRADITIONAL HOUSE	50	1.272	15	63.6	9.54	73.14
KZ436	MBANUWA ANNASTIAS	TRADITIONAL HOUSE	50	1.272	15	63.6	9.54	73.14
KZ436	SHOBA BHEKISISA PAULUS	AMAKUZA UNDERBURG KZN	50	1.272	15	63.6	9.54	73.14
KZ436	KHUBONE GOODNESS BONGIWE	EHLABENI UNDERBURG KZN OU	50	1.272	15	63.6	9.54	73.14
KZ436	KHUBONE CEQE CYPRIAN	EHLABENI UNDERBURG KZN OU	50	1.272	15	63.6	9.54	73.14
KZ436	SHOBA MFANISENI THERIUS	AMAKUZA UNDERBURG KZN	50	1.272	15	63.6	9.54	73.14
KZ436	MTOLO SPHATA	SINKONKONKO UNDERBURG KZN OU	50	1.272	15	63.6	9.54	73.14

MUNIC_C\NAME	ADDRESS	KWH_UNI	CLAIM_RATE	VAT_RATE	CLAIMED	CLAIMED	CLAIM_TOTAL
KZ436	SHEZI THAMSANQA MASTER	50	1.272	15	63.6	9.54	73.14
KZ436	INGOBO MZWANDILE	50	1.272	15	63.6	9.54	73.14
KZ436	PHOSWA BACHITHILE CLEMENTIA	50	1.272	15	63.6	9.54	73.14
KZ436	SHOBA BHOYI GEDION	50	1.272	15	63.6	9.54	73.14
KZ436	MADLALA ELSINAH	50	1.272	15	63.6	9.54	73.14
KZ436	SOSIBO SIBONGILE PERCIFIC	50	1.272	15	63.6	9.54	73.14
KZ436	MEMELA FANIZO	50	1.272	15	63.6	9.54	73.14
KZ436	LANGA BUYISILE PAULINE	50	1.272	15	63.6	9.54	73.14
KZ436	DLAMINI BONISIWE	50	1.272	15	63.6	9.54	73.14
KZ436	PHUNGULA LUNGISANI	50	1.272	15	63.6	9.54	73.14
KZ436	TSHOBA DOTI RICHARD	50	1.272	15	63.6	9.54	73.14
KZ436	KHUMALO NTOMBIONKE	50	1.272	15	63.6	9.54	73.14
KZ436	MBANUWA THULISILE ANNACLETA	50	1.272	15	63.6	9.54	73.14
KZ436	LINDA ZISEBENZELE	50	1.272	15	63.6	9.54	73.14
KZ436	MTHEMBU SANELISIWE CORNELIA	50	1.272	15	63.6	9.54	73.14
KZ436	SHOBA CLUADIA NCAMISILE	50	1.272	15	63.6	9.54	73.14
KZ436	MAKHANYA CRESENTIA	50	1.272	15	63.6	9.54	73.14
KZ436	MNCWABE FRANCIS MBONGENI	50	1.272	15	63.6	9.54	73.14
KZ436	MTHIYANE THEMBI	50	1.272	15	63.6	9.54	73.14
KZ436	NXELE THOBILE EUNICE	50	1.272	15	63.6	9.54	73.14
KZ436	MKHIZE JOSEPH LILI	50	1.272	15	63.6	9.54	73.14
KZ436	MADLALA PETRUS	50	1.272	15	63.6	9.54	73.14
KZ436	LINDA HLANGANANI MOSES	50	1.272	15	63.6	9.54	73.14
KZ436	MINGUNI BATHINI QIKI	50	1.272	15	63.6	9.54	73.14
KZ436	MINGUNI PHUMLAPHI EDISTA	50	1.272	15	63.6	9.54	73.14
KZ436	MINGUNI PHUMLAPHI EDISTA	50	1.272	15	63.6	9.54	73.14
KZ436	SHABALALA ZANDILE	50	1.272	15	63.6	9.54	73.14
KZ436	KHANYILE SIZAKELE CHRISTINIA	50	1.272	15	63.6	9.54	73.14
KZ436	MINGUNI ZIBONELE	50	1.272	15	63.6	9.54	73.14
KZ436	MBANUWA ZENZILE NOPHUTHUMA	50	1.272	15	63.6	9.54	73.14
KZ436	LINDA MABANDLA PETRUS	50	1.272	15	63.6	9.54	73.14
KZ436	LANGA HLEKISILE FUNAPHI	50	1.272	15	63.6	9.54	73.14
KZ436	MBATHA NOFELANI ZABALAZILE	50	1.272	15	63.6	9.54	73.14
KZ436	DLAMINI LIKIZILE ASTERIA	50	1.272	15	63.6	9.54	73.14
KZ436	MINGUNI ZINHLE ZETHU	50	1.272	15	63.6	9.54	73.14
KZ436	JAMA KHULERANI	50	1.272	15	63.6	9.54	73.14
KZ436	LINDA BUSISIWE FORTUNATE	50	1.272	15	63.6	9.54	73.14
KZ436	MINGUNI MZOLHITHWAYO	50	1.272	15	63.6	9.54	73.14
KZ436	MINGUNI MANAKAZI VENENCIA	50	1.272	15	63.6	9.54	73.14
KZ436	JAMA ZAMEKILE MARIA	50	1.272	15	63.6	9.54	73.14
KZ436	MINGUNI THOBELANI SYLVESIA	50	1.272	15	63.6	9.54	73.14
KZ436	LINDA SBONGISENI	50	1.272	15	63.6	9.54	73.14
KZ436	LINDA TSHAYAZANE	50	1.272	15	63.6	9.54	73.14
KZ436	KHANYILE MATHONGO PUTRUS	50	1.272	15	63.6	9.54	73.14
KZ436	LINDA LINDILENI EVELYN	50	1.272	15	63.6	9.54	73.14
KZ436	MINGUNI COSHI THOLANI	50	1.272	15	63.6	9.54	73.14
KZ436	NZIMANDE ZETHU	50	1.272	15	63.6	9.54	73.14
KZ436	MINGUNI NONHLANHLA EUNICE	50	1.272	15	63.6	9.54	73.14
KZ436	MINGUNI THOKOZANI JABULILE	50	1.272	15	63.6	9.54	73.14
KZ436	JOLI NOMBICO TERESSA	50	1.272	15	63.6	9.54	73.14
KZ436	CEBEKHULU GUGU BAFIKILE	50	1.272	15	63.6	9.54	73.14
KZ436	ZUMA PRINCES BONISILE	50	1.272	15	63.6	9.54	73.14

MUNIC_C\NAME	MUNIC_C\NAME	ADDRESS	KWH_UNI	CLAIM_RATE	VAT_RATE	CLAIMED	CLAIMED	CLAIM_TOTAL
KZ436	ZUMA NOMATHEMBA HOMISTA	AMAKUZA S1 UNDERBERG KZN OU	50	1.272	15	63.6	9.54	73.14
KZ436	MBATHA SIZENI MAGAGRET	AMAKUZA S1 UNDERBERG KZN OU	50	1.272	15	63.6	9.54	73.14
KZ436	MNGUNI CATHERINE LETHIWE	AMAKUZA S1 UNDERBERG KZN OU	50	1.272	15	63.6	9.54	73.14
KZ436	CEBEKHULU THENJUWE SYLVIA	AMAKUZA S1 UNDERBERG KZN OU	50	1.272	15	63.6	9.54	73.14
KZ436	LANGA NOMAGUGU STEPHINIA	AMAKUZA UNDERBURG KZN	50	1.272	15	63.6	9.54	73.14
KZ436	MTOLO CABANGANI	AMAKUZA S1 UNDERBERG KZN OU	50	1.272	15	63.6	9.54	73.14
KZ436	KUBONE NELUSWE SYLVIA	TRADITIONAL HOUSE	50	1.272	15	63.6	9.54	73.14
KZ436	KHATI NOMAYE	EHLANE AREA	50	1.272	15	63.6	9.54	73.14
KZ436	SIHLEZANA DUMAZILE	AMAKUZA S1 UNDERBERG KZN OU	50	1.272	15	63.6	9.54	73.14
KZ436	ZUMA THABILE	AMAKUZA S1 UNDERBERG KZN OU	50	1.272	15	63.6	9.54	73.14
KZ436	ZUMA FLORAH LUNGELANI	AMAKUZA S1 UNDERBERG KZN OU	50	1.272	15	63.6	9.54	73.14
KZ436	MBANUWA PHILLIPINE IRENE	AMAKUZA S1 UNDERBERG KZN OU	50	1.272	15	63.6	9.54	73.14
KZ436	SHEZI NOMABULAZI CATHRINE	AMAKUZA UNDERBURG KZN	50	1.272	15	63.6	9.54	73.14
KZ436	DZANIBE NOMNIKELO	TRADITIONAL HOUSE	50	1.272	15	63.6	9.54	73.14
KZ436	LINDA RITA GABISILE	AMAKUZA S1 UNDERBERG KZN OU	50	1.272	15	63.6	9.54	73.14
KZ436	LINDA DUBULA NICHOLAS	AMAKUZA S1 UNDERBERG KZN OU	50	1.272	15	63.6	9.54	73.14
KZ436	LINDA MKEFU SARAPHUMA	AMAKUZA S1 UNDERBERG KZN OU	50	1.272	15	63.6	9.54	73.14
KZ436	MBANUWA FLORENCE NOKUTHULA	AMAKUZA UNDERBURG KZN	50	1.272	15	63.6	9.54	73.14
KZ436	MNCWABE GAVINI SIPHIWE	HLANGANANI	50	1.272	15	63.6	9.54	73.14
KZ436	KHUMALO THEMBEKILE JOYCE	AMAKUZA UNDERBURG KZN	50	1.272	15	63.6	9.54	73.14
KZ436	MBANUWA PROTASIA ZANDILE	AMAKUZA S1 UNDERBERG KZN OU	50	1.272	15	63.6	9.54	73.14
KZ436	DLAMINI BALUNGILE MUNTU EUDA	AMAKUZA S1 UNDERBERG KZN OU	50	1.272	15	63.6	9.54	73.14
KZ436	DLAMINI MANGALISILE NOZUKA	AMAKUZA S1 UNDERBERG KZN OU	50	1.272	15	63.6	9.54	73.14
KZ436	KHUBONE LUNGISILE	AMAKUZA S1 UNDERBERG KZN OU	50	1.272	15	63.6	9.54	73.14
KZ436	LINDA NONHLANHLA	NKWENZELA UNDERBERG KZN	50	1.272	15	63.6	9.54	73.14
KZ436	DLAMINI JABULANI LEARNARD	AMAKUZA S1 UNDERBERG KZN OU	50	1.272	15	63.6	9.54	73.14
KZ436	LINDA SELLY TSHEKILE	AMAKUZA S1 UNDERBERG KZN OU	50	1.272	15	63.6	9.54	73.14
KZ436	MTHEMBU DELANI KHAYALAKE	AMAKUZA S1 UNDERBERG KZN OU	50	1.272	15	63.6	9.54	73.14
KZ436	MTHEMBU SINDY PRAXEDIS	AMAKUZA S1 UNDERBERG KZN OU	50	1.272	15	63.6	9.54	73.14
KZ436	NYINDE BONISWE BEAUTY	AMAKUZA S1 UNDERBERG KZN OU	50	1.272	15	63.6	9.54	73.14
KZ436	LINDA NHLAKANIPHO	AMAKUZE UNDERBURG KZN	50	1.272	15	63.6	9.54	73.14
KZ436	DLAMINI MBUYISELWA HENHRY	AMAKUZA S1 UNDERBERG KZN OU	50	1.272	15	63.6	9.54	73.14
KZ436	MBANUWA ERNEST LANGELUHE	AMAKUZA S1 UNDERBERG KZN OU	50	1.272	15	63.6	9.54	73.14
KZ436	NDLELA MIDDIYELI	HOUSE	50	1.272	15	63.6	9.54	73.14
KZ436	MINGUNI MCACISI	AMAKUZA S1 UNDERBERG KZN OU	50	1.272	15	63.6	9.54	73.14
KZ436	MBANUWA NONKULULEKO	AMAKUZA S1 UNDERBERG KZN OU	50	1.272	15	63.6	9.54	73.14
KZ436	MINGUNI BAYI CONSTANCE	AMAKUZA S1 UNDERBERG KZN OU	50	1.272	15	63.6	9.54	73.14
KZ436	MTOLO DORRIS	TRADITIONAL HOUSE	50	1.272	15	63.6	9.54	73.14
KZ436	MBANUWA NOBUHLE	AMAKUZA S1 UNDERBERG KZN OU	50	1.272	15	63.6	9.54	73.14
KZ436	MINGUNI SIMPHIWE LAWRENCE	AMAKUZA S1 UNDERBERG KZN OU	50	1.272	15	63.6	9.54	73.14
KZ436	MHLONGO NCAMISILE MAVIS	AMAKUZA S1 UNDERBERG KZN OU	50	1.272	15	63.6	9.54	73.14
KZ436	MINGUNI LINDENI NORA	AMAKUZE UNDERBURG KZN	50	1.272	15	63.6	9.54	73.14
KZ436	MBANUWA GULAU	TRADITIONAL HOUSE	50	1.272	15	63.6	9.54	73.14
KZ436	MINGUNI DINWAHINI	AMAKUZA S1 UNDERBERG KZN OU	50	1.272	15	63.6	9.54	73.14
KZ436	MKHIZE FABIAN MTHOKOZISI	AMAKUZE UNDERBURG KZN	50	1.272	15	63.6	9.54	73.14
KZ436	MLITWA ANELE	AMAKUZA S1 UNDERBERG KZN OU	50	1.272	15	63.6	9.54	73.14
KZ436	MBANUWA MYOLISI KHEHLO	AMAKUZA S1 UNDERBERG KZN OU	50	1.272	15	63.6	9.54	73.14
KZ436	MBANUWA NTOMBIZINI DUDUZILE	AMAKUZA S1 UNDERBERG KZN OU	50	1.272	15	63.6	9.54	73.14
KZ436	PHUNGULA ZAKHEIE	AMAKUZA S1 UNDERBERG KZN OU	50	1.272	15	63.6	9.54	73.14
KZ436	PHUNGULA THOKOZANI GRACIA	AMAKUZA S1 UNDERBERG KZN OU	50	1.272	15	63.6	9.54	73.14
KZ436	NTSHIZA MAKHOSI	AMAKUZA UNDERBURG KZN	50	1.272	15	63.6	9.54	73.14
KZ436	DLAMINI VUMILE	AMAKUZA S1 UNDERBERG KZN OU	50	1.272	15	63.6	9.54	73.14

MUNIC_C\NAME	MUNIC_I\NAME	ADDRESS	KWH	UNI	CLAIM_RATE	VAT_RATE	CLAIMED	CLAIMED	CLAIM_TOTAL
KZ436	KUNENE BABONGILE MONICA	AMAKUZA S1 UNDERBERG KZN OU	50		1.272	15	63.6	9.54	73.14
KZ436	KUNENE WINILE PROTASIA	AMAKUZA S1 UNDERBERG KZN OU	50		1.272	15	63.6	9.54	73.14
KZ436	CHIYA DUDUZILE	TRADITIONAL HOUSE	50		1.272	15	63.6	9.54	73.14
KZ436	MLOTSHWA CATHERINE	Brick House	50		1.272	15	63.6	9.54	73.14
KZ436	MIYA SELINA NOLINDELA	AMAKUZA S1 UNDERBERG KZN OU	50		1.272	15	63.6	9.54	73.14
KZ436	MNGUNI MZONZIMA ERASMUS	AMAKUZA S1 UNDERBERG KZN OU	50		1.272	15	63.6	9.54	73.14
KZ436	DLAMINI LULEKA MAVIS	AMAKHUZE UNDERBURG KZN	50		1.272	15	63.6	9.54	73.14
KZ436	KHUBONE GOODNESS THANDEKA	AMAKUZA S1 UNDERBERG KZN OU	50		1.272	15	63.6	9.54	73.14
KZ436	MNGUNI DUDUZILE PRAXEDIS	AMAKUZA S1 UNDERBERG KZN OU	50		1.272	15	63.6	9.54	73.14
KZ436	KUNENE LUNGELANI PATIENCE	AMAKUZA S1 UNDERBERG KZN OU	50		1.272	15	63.6	9.54	73.14
KZ436	NZIMANDE SANDILE	NKELABANTWANA BULWER KZN	50		1.272	15	63.6	9.54	73.14
KZ436	KHUBONE MZONGANI	AMAKUZA S1 UNDERBERG KZN OU	50		1.272	15	63.6	9.54	73.14
KZ436	KUNENE MHLANGAKHULA VITJUS	AMAKUZA S1 UNDERBERG KZN OU	50		1.272	15	63.6	9.54	73.14
KZ436	KUNENE NOMAKWITI CORNELIA	AMAKUZA S1 UNDERBERG KZN OU	50		1.272	15	63.6	9.54	73.14
KZ436	ZONDI SIBONGILE	AMAKUZA S1 UNDERBERG KZN OU	50		1.272	15	63.6	9.54	73.14
KZ436	MNGUNI KWENZEKILE BRIDGET	AMAKUZA S1 UNDERBERG KZN OU	50		1.272	15	63.6	9.54	73.14
KZ436	DLAMINI FIKILE WINNIEFRIDAH	AMAKUZA S1 UNDERBERG KZN OU	50		1.272	15	63.6	9.54	73.14
KZ436	MHLUNGU FIKILE PATRICIA	AMAKUZA S1 UNDERBERG KZN OU	50		1.272	15	63.6	9.54	73.14
KZ436	ZUMA MLAMULI ALFRED	AMAKUZA S1 UNDERBERG KZN OU	50		1.272	15	63.6	9.54	73.14
KZ436	KUBONI NKOSINATHI	TRADITIONAL HOUSE	50		1.272	15	63.6	9.54	73.14
KZ436	KHUBONI THEM'BANI GENEROSA	AMAKUZA S1 UNDERBERG KZN OU	50		1.272	15	63.6	9.54	73.14
KZ436	MKELWANI MKELWANI	AMAKUZA S1 UNDERBERG KZN OU	50		1.272	15	63.6	9.54	73.14
KZ436	DLAMINI MADLOTHO	AMAKUZA S1 UNDERBERG KZN OU	50		1.272	15	63.6	9.54	73.14
KZ436	NKOMO ZOLEKA	Brick House	50		1.272	15	63.6	9.54	73.14
KZ436	ZUMA CLEMENCIA	AMAKUZA S1 UNDERBERG KZN OU	50		1.272	15	63.6	9.54	73.14
KZ436	DLAMINI THANDAZILE PATRICIA	AMAKUZA S1 UNDERBERG KZN OU	50		1.272	15	63.6	9.54	73.14
KZ436	DLAMINI ZAKHE LIFE	AMAKUZA S1 UNDERBERG KZN OU	50		1.272	15	63.6	9.54	73.14
KZ436	MNGUNI XOLISILE	AMAKUZA S1 UNDERBERG KZN OU	50		1.272	15	63.6	9.54	73.14
KZ436	MAGOSO NOSIPHO PROTASIA	AMAKUZA S1 UNDERBERG KZN OU	50		1.272	15	63.6	9.54	73.14
KZ436	MEMELA BATOKILE THERESSA	AMAKUZA S1 UNDERBERG KZN OU	50		1.272	15	63.6	9.54	73.14
KZ436	LINDA SIBANGANI ALEX	AMAKUZA S1 UNDERBERG KZN OU	50		1.272	15	63.6	9.54	73.14
KZ436	LINDA ALBERT ZIMISE	AMAKUZA S1 UNDERBERG KZN OU	50		1.272	15	63.6	9.54	73.14
KZ436	MNGUNI MBHEKENI DENNIS	AMAKUZA S1 UNDERBERG KZN OU	50		1.272	15	63.6	9.54	73.14
KZ436	NCOBENI M	HOUSE	50		1.272	15	63.6	9.54	73.14
KZ436	DLAMINI CONSTANCE DELSILE	AMAKUZA S1 UNDERBERG KZN OU	50		1.272	15	63.6	9.54	73.14
KZ436	MINDALI HLEBEKILE KATHRINA	AMAKUZA UNDERBURG KZN	50		1.272	15	63.6	9.54	73.14
KZ436	SOKHELA NANA	NOMANDLOVU DONNYBROOK IXOPO KZN	50		1.272	15	63.6	9.54	73.14
KZ436	MNCWABE SILINDILE	AMAKUZA S1 UNDERBERG KZN OU	50		1.272	15	63.6	9.54	73.14
KZ436	NENE ZYALILE EDNANCIA	SINKONKONKO UNDERBERG KZN OU	50		1.272	15	63.6	9.54	73.14
KZ436	ZONDI BEAUTY	HOUSE	50		1.272	15	63.6	9.54	73.14
KZ436	MINTUNGWA BHEKINDODA PHILIP	SINKONKONKO UNDERBERG KZN OU	50		1.272	15	63.6	9.54	73.14
KZ436	ZONDI MUZIWENKOSI	AMAKUZA S1 UNDERBERG KZN OU	50		1.272	15	63.6	9.54	73.14
KZ436	BIYASE BHEKINHLANHLA PAULOS	AMAKUZA S1 UNDERBERG KZN OU	50		1.272	15	63.6	9.54	73.14
KZ436	DLAMINI BAFANA APPOLINARIS	HLABENI S1 UNDERBERG KZN	50		1.272	15	63.6	9.54	73.14
KZ436	DLAMINI MANDISA POLITE	AMAKUZA S1 UNDERBERG KZN OU	50		1.272	15	63.6	9.54	73.14
KZ436	DLAMINI NICHODEM DUMISANI	AMAKUZA S1 UNDERBERG KZN OU	50		1.272	15	63.6	9.54	73.14
KZ436	NDLOVU NCAMSILE	AMAKUZA S1 UNDERBERG KZN OU	50		1.272	15	63.6	9.54	73.14
KZ436	ZONDI ESLINA SALAWENZANI	SINKONKONKO UNDERBERG KZN OU	50		1.272	15	63.6	9.54	73.14
KZ436	DUMA GRINETH	AMAKUZA S1 UNDERBERG KZN OU	50		1.272	15	63.6	9.54	73.14
KZ436	KHUBONE HLELIPHI OCTAVIA	AMAKUZA S1 UNDERBERG KZN OU	50		1.272	15	63.6	9.54	73.14
KZ436	WESSELS DONATOUS	SINKONKONKO UNDERBERG KZN OU	50		1.272	15	63.6	9.54	73.14
KZ436	DLAMINI BUYISILE	AMAKUZA S1 UNDERBERG KZN OU	50		1.272	15	63.6	9.54	73.14

MUNIC_C\NAME	MUNIC_C\NAME	ADDRESS	KWH_UNIF	CLAIM_RATE	VAT_RATE	CLAIMED	CLAIMED	CLAIM_TOTAL
KZ436	MHLUNGU ZUMEKILE MARGARET	AMAKUZA S1 UNDERBERG KZN OU	50	1.272	15	63.6	9.54	73.14
KZ436	ZONDI BHEKIZENZO SIXTUS	AMAKUZA S1 UNDERBERG KZN OU	50	1.272	15	63.6	9.54	73.14
KZ436	ZONDI VAMDSILE ELAZEBETH	AMAKUZA S1 UNDERBERG KZN OU	50	1.272	15	63.6	9.54	73.14
KZ436	SHEZI MANDLAKAYISE THEOBALD	AMAKUZA UNDERBURG KZN	50	1.272	15	63.6	9.54	73.14
KZ436	MBOTHWE NOZIZWE CECILIA	AMAKUZA S1 UNDERBERG KZN OU	50	1.272	15	63.6	9.54	73.14
KZ436	ZONDI BAYEKILE	AMAKUZA S1 UNDERBERG KZN OU	50	1.272	15	63.6	9.54	73.14
KZ436	DLAMINI SOLEKILE	PHAYINDANE	50	1.272	15	63.6	9.54	73.14
KZ436	MHLONGO LINDIWE MATILDA	AMAKUZA S1 UNDERBERG KZN OU	50	1.272	15	63.6	9.54	73.14
KZ436	BEKWA XABA MARIA SIBONGILE	SCHOOL	50	1.272	15	63.6	9.54	73.14
KZ436	MQAMBEU BATRICE	TRADITIONAL HOUSE	50	1.272	15	63.6	9.54	73.14
KZ436	ZONDI BADUBILE	PHAYINDANE	50	1.272	15	63.6	9.54	73.14
KZ436	DLAMINI TY BEATRICE	AMAKUZA S1 UNDERBERG KZN OU	50	1.272	15	63.6	9.54	73.14
KZ436	DLAMINI NTOMBI ETHELDRETHA	AMAKUZA S1 UNDERBERG KZN OU	50	1.272	15	63.6	9.54	73.14
KZ436	DLAMINI MATUTU LAIZAH	AMAKUZA S1 UNDERBERG KZN OU	50	1.272	15	63.6	9.54	73.14
KZ436	DLAMINI FAKAZILE ANNA MARIA	AMAKUZA S1 UNDERBERG KZN OU	50	1.272	15	63.6	9.54	73.14
KZ436	GAMEDDE CABANGILE	AMAKUZA S1 UNDERBERG KZN OU	50	1.272	15	63.6	9.54	73.14
KZ436	PHUNGULA ZUZU TOBAIS	AMAKUZA S1 UNDERBERG KZN OU	50	1.272	15	63.6	9.54	73.14
KZ436	DLAMINI LIZZIE PETRONELLA	AMAKUZA S1 UNDERBERG KZN OU	50	1.272	15	63.6	9.54	73.14
KZ436	DLAMINI BUHLE	PHAYINDANE	50	1.272	15	63.6	9.54	73.14
KZ436	MJWARA NOMBIKO NTOMBIVEMVELO	PHAYINDANE	50	1.272	15	63.6	9.54	73.14
KZ436	MBANUWA BAWEZILE	PHAYINDANE	50	1.272	15	63.6	9.54	73.14
KZ436	MTHEMBU GRACIA MANDY	AMAKUZA S1 UNDERBERG KZN OU	50	1.272	15	63.6	9.54	73.14
KZ436	ZONDI LUNGELO VICTOR	AMAKUZA S1 UNDERBERG KZN OU	50	1.272	15	63.6	9.54	73.14
KZ436	ZONDI ZENZILE TEGLAR	AMAKUZA S1 UNDERBERG KZN OU	50	1.272	15	63.6	9.54	73.14
KZ436	MJWARA NOMVELO	PHAYINDANE	50	1.272	15	63.6	9.54	73.14
KZ436	MOTALUNG THABO MAHABE	AMAKUZA UNDERBURG KZN	50	1.272	15	63.6	9.54	73.14
KZ436	SOSIBO NOWAZI	PHAYINDANE	50	1.272	15	63.6	9.54	73.14
KZ436	ZONDI SIBONGISEMI PATRIC	AMAKUZA S1 UNDERBERG KZN OU	50	1.272	15	63.6	9.54	73.14
KZ436	DLAMINI MTINUWA	TRADITIONAL HOUSE	50	1.272	15	63.6	9.54	73.14
KZ436	ZONDI BALESI HILDA	AMAKUZA S1 UNDERBERG KZN OU	50	1.272	15	63.6	9.54	73.14
KZ436	PHUNGULA ANNA THAKATHILE	AMAKUZA S1 UNDERBERG KZN OU	50	1.272	15	63.6	9.54	73.14
KZ436	SHEZI BALUNGILE	PHAYINDANE	50	1.272	15	63.6	9.54	73.14
KZ436	ZONDI SIZAKELE	BHATINI	50	1.272	15	63.6	9.54	73.14
KZ436	ZONDI NELISWE LUCIA	AMAKUZA S1 UNDERBERG KZN OU	50	1.272	15	63.6	9.54	73.14
KZ436	KHUMALO R	HOUSE	50	1.272	15	63.6	9.54	73.14
KZ436	MNCWABE MTUSENI DERRICK	TRADITIONAL HOUSE	50	1.272	15	63.6	9.54	73.14
KZ436	SHEZI QONDENI	PHAYINDANE	50	1.272	15	63.6	9.54	73.14
KZ436	KHUMALO MZONJANI	AMAKUZA S1 UNDERBERG KZN OU	50	1.272	15	63.6	9.54	73.14
KZ436	ZIKODE NOMPUMELELO NOMFUNDISO	PHAYINDANE	50	1.272	15	63.6	9.54	73.14
KZ436	KUNENE BAPHINDILE ROSALIA	AMAKUZA S1 UNDERBERG KZN OU	50	1.272	15	63.6	9.54	73.14
KZ436	MBANUWA ZILUNGILE PRISCA	AMAKUZA S1 UNDERBERG KZN OU	50	1.272	15	63.6	9.54	73.14
KZ436	NZIMANDE HAPPY	QULASHE	50	1.272	15	63.6	9.54	73.14
KZ436	ZONDI NOMATHAMSANQA	AMAKUZA S1 UNDERBERG KZN OU	50	1.272	15	63.6	9.54	73.14
KZ436	ZULU NOMAKESIXE	TRADITIONAL HOUSE	50	1.272	15	63.6	9.54	73.14
KZ436	ZONDI PHILANI SINYAMFUZA	AMAKUZA S1 UNDERBERG KZN OU	50	1.272	15	63.6	9.54	73.14
KZ436	MSHENGU RAPHEAL MBHEKISENI	AMAKUZA S1 UNDERBERG KZN OU	50	1.272	15	63.6	9.54	73.14
KZ436	DLAMINI GODLIZWI ZAKHELE	AMAKUZA S1 UNDERBERG KZN OU	50	1.272	15	63.6	9.54	73.14
KZ436	KHUMALO MKOTOSI JANEROSA	AMAKUZA S1 UNDERBERG KZN OU	50	1.272	15	63.6	9.54	73.14
KZ436	ZONDI MABONA PETRUS	AMAKUZA S1 UNDERBERG KZN OU	50	1.272	15	63.6	9.54	73.14
KZ436	ZONDI XOLISILE CATHERINE	AMAKUZA S1 UNDERBERG KZN OU	50	1.272	15	63.6	9.54	73.14
KZ436	ZONDI SIPHAMANDLA INNOCENT	AMAKUZA S1 UNDERBERG KZN OU	50	1.272	15	63.6	9.54	73.14
KZ436	ZIKODE ELSIE	AMAKUZA S1 UNDERBERG KZN OU	50	1.272	15	63.6	9.54	73.14

MUNIC_CODE	MUNIC_CINAME	ADDRESS	KWH_UNI	CLAIM_RATE	VAT_RATE	CLAIMED	CLAIMED	CLAIM_TOTAL
KZ436	DLAMINI THABISILE MAUREEN	HOUSE	50	1.272	15	63.6	9.54	73.14
KZ436	DUMIA PHILISWE THEODORAH	QULASHE UNDERBURG KZN	50	1.272	15	63.6	9.54	73.14
KZ436	MIWARA COMARIA	AMAKUZA S1 UNDERBERG KZN OU	50	1.272	15	63.6	9.54	73.14
KZ436	DLAMINI ZAMAKILE GRACIA	AMAKUZA S1 UNDERBERG KZN OU	50	1.272	15	63.6	9.54	73.14
KZ436	DLAMINI NELISWE SYLVASIA	AMAKUZA UNDERBURG KZN	50	1.272	15	63.6	9.54	73.14
KZ436	DLAMINI NOKULUNGA PRETTY	AMAKUZA S1 UNDERBERG KZN OU	50	1.272	15	63.6	9.54	73.14
KZ436	DLAMINI NOKUTHULA	AMAKUZA S1 UNDERBERG KZN OU	50	1.272	15	63.6	9.54	73.14
KZ436	DLAMINI LUNGILE	AMAKUZA S1 UNDERBERG KZN OU	50	1.272	15	63.6	9.54	73.14
KZ436	MNCWABE MZWELANI CORNELIUS	AMAKUZA S1 UNDERBERG KZN OU	50	1.272	15	63.6	9.54	73.14
KZ436	ZONDI BEATOR FANISILE	AMAKUZA S1 UNDERBERG KZN OU	50	1.272	15	63.6	9.54	73.14
KZ436	ZONDI GCINEPHI	AMAKUZA S1 UNDERBERG KZN OU	50	1.272	15	63.6	9.54	73.14
KZ436	MDLANGATHI DUMISILE	AMAKUZA S1 UNDERBERG KZN OU	50	1.272	15	63.6	9.54	73.14
KZ436	MIYA MAVIS	HLABENI BULWER KZN	50	1.272	15	63.6	9.54	73.14
KZ436	SHEZI DELISILEL	QULASHE UNDERBURG KZN	50	1.272	15	63.6	9.54	73.14
KZ436	LINDA THANDEKA	AMAKUZA S1 UNDERBERG KZN OU	50	1.272	15	63.6	9.54	73.14
KZ436	ZONDI KHALANGANI DOMINIC	AMAKUZA S1 UNDERBERG KZN OU	50	1.272	15	63.6	9.54	73.14
KZ436	MDLANGATHI EUGINE SANDILE	AMAKUZA S1 UNDERBERG KZN OU	50	1.272	15	63.6	9.54	73.14
KZ436	ZONDI NOMBUSO	QULASHE UNDERBURG KZN	50	1.272	15	63.6	9.54	73.14
KZ436	DLAMINI CEEM	AMAKUZA S1 UNDERBERG KZN OU	50	1.272	15	63.6	9.54	73.14
KZ436	ZONDI SWELERKILE MAYVIS	AMAKUZA S1 UNDERBERG KZN OU	50	1.272	15	63.6	9.54	73.14
KZ436	ZONDI ALEXIA THANDEKA	AMAKUZA S1 UNDERBERG KZN OU	50	1.272	15	63.6	9.54	73.14
KZ436	DLAMINI SANELISWE GOODNESS	AMAKUZA S1 UNDERBERG KZN OU	50	1.272	15	63.6	9.54	73.14
KZ436	MNTUNGWA MZIKABANI ERNEST	AMAKUZA S1 UNDERBERG KZN OU	50	1.272	15	63.6	9.54	73.14
KZ436	RADEBE NOKWANDA	AMAKUZA S1 UNDERBERG KZN OU	50	1.272	15	63.6	9.54	73.14
KZ436	KUNENE TUNUZA REGINA	AMAKUZA S1 UNDERBERG KZN OU	50	1.272	15	63.6	9.54	73.14
KZ436	KUNENE DUMILE CYNTHIA	AMAKUZA S1 UNDERBERG KZN OU	50	1.272	15	63.6	9.54	73.14
KZ436	NLANGISA THABISILE	AMAKUZA S1 UNDERBERG KZN OU	50	1.272	15	63.6	9.54	73.14
KZ436	MTHEMBU THEMBEKILE MARGARET	HLABENI S1 KZN OU	50	1.272	15	63.6	9.54	73.14
KZ436	PHOSWA SPHIWE	Brick House	50	1.272	15	63.6	9.54	73.14
KZ436	ZONDI PHEWANA	HLANGANANI S1 KZN OU	50	1.272	15	63.6	9.54	73.14
KZ436	XABA SIEGFRIEDA NOMA	HLANGANANI S1 KZN OU	50	1.272	15	63.6	9.54	73.14
KZ436	MDLADLA THANDUKWAZI	HLANGANANI S1 KZN OU	50	1.272	15	63.6	9.54	73.14
KZ436	XABA MANDISA GLORIA	AMAKUZA S1 UNDERBERG KZN OU	50	1.272	15	63.6	9.54	73.14
KZ436	NZIMANDE PREXEDIS BONISWE	HLANGANANI S1 KZN OU	50	1.272	15	63.6	9.54	73.14
KZ436	CHIYA FLORENCE SEBENZILE	AMAKUZA S1 UNDERBERG KZN OU	50	1.272	15	63.6	9.54	73.14
KZ436	MZIMANDE KHOKANI LILJAN	HLANGANANI S1 KZN OU	50	1.272	15	63.6	9.54	73.14
KZ436	SOSIBO MANDLENKOSI	HLANGANANI S1 KZN OU	50	1.272	15	63.6	9.54	73.14
KZ436	NZIMANDE NONDUDUZO	AMAKUZA S1 UNDERBERG KZN OU	50	1.272	15	63.6	9.54	73.14
KZ436	DLAMINI FIKILE PRISCA	AMAKUZA S1 UNDERBERG KZN OU	50	1.272	15	63.6	9.54	73.14
KZ436	LINDA CABANGILE GLORIA	AMAKUZA S1 UNDERBERG KZN OU	50	1.272	15	63.6	9.54	73.14
KZ436	DLAMINI LANDELENI BEATRICE	AMAKUZA S1 UNDERBERG KZN OU	50	1.272	15	63.6	9.54	73.14
KZ436	NLANGISA MABLE JABULILE	AMAKUZA S1 UNDERBERG KZN OU	50	1.272	15	63.6	9.54	73.14
KZ436	SOSIBO BEAUTY THINATHI	AMAKUZA S1 UNDERBERG KZN OU	50	1.272	15	63.6	9.54	73.14
KZ436	MAKHAYE MUZIWANDILA REGINALD	BETHLEHEM BULWER UNDERBERG KZN	50	1.272	15	63.6	9.54	73.14
KZ436	SHEZI BONGIWE MARGARET	AMAKUZA S1 UNDERBERG KZN OU	50	1.272	15	63.6	9.54	73.14
KZ436	ZONDI SIZANI THULISILE	AMAKUZA S1 UNDERBERG KZN OU	50	1.272	15	63.6	9.54	73.14
KZ436	SHEZI NGONENI CHUGUZA	AMAKUZA UNDERBURG KZN	50	1.272	15	63.6	9.54	73.14
KZ436	ZUMA PROTASIA QUEEN	AMAKUZA S1 UNDERBERG KZN OU	50	1.272	15	63.6	9.54	73.14
KZ436	KHUBONI THEMBEKILE SYLVASIA	AMAKUZA S1 UNDERBERG KZN OU	50	1.272	15	63.6	9.54	73.14
KZ436	DLAMINI KHONONDILE CATHERINE	BETHLEHEM BULWER UNDERBERG KZN	50	1.272	15	63.6	9.54	73.14
KZ436	DLAMINI SISENI OCTAVIA	AMAKUZA S1 UNDERBERG KZN OU	50	1.272	15	63.6	9.54	73.14
KZ436	DLAMINI ZAMAZULU	AMAKUZA S1 UNDERBERG KZN OU	50	1.272	15	63.6	9.54	73.14

MUNIC_CODE	MUNIC_NAME	ADDRESS	KWH	UNIT	CLAIM_RATE	VAT_RATE	CLAIMED	CLAIMED	CLAIM_TOTAL
KZ436	SIBISI THANDIWE VIVIEN	BETHLEHEM BULWER UNDERBERG KZN	50		1.272	15	63.6	9.54	73.14
KZ436	MLOTSHWA MDODI MICKION	AMAKUZA UNDERBURG KZN	50		1.272	15	63.6	9.54	73.14
KZ436	JAMA THEMBANI	AMAKUZA S1 UNDERBERG KZN OU	50		1.272	15	63.6	9.54	73.14
KZ436	PHOSWA PHUMLILE MAVIS	AMAKUZA S1 UNDERBERG KZN OU	50		1.272	15	63.6	9.54	73.14
KZ436	PHUNGULA MABONGI THELEKILE	AMAKUZA UNDERBURG KZN	50		1.272	15	63.6	9.54	73.14
KZ436	HLELA FIKILE DORIS	BETHLEHEM BULWER UNDERBERG KZN	50		1.272	15	63.6	9.54	73.14
KZ436	MADUNA SIZAKELE	TRADITIONAL HOUSE	50		1.272	15	63.6	9.54	73.14
KZ436	NGUBO IDAH	HOUSE	50		1.272	15	63.6	9.54	73.14
KZ436	MNCWABE NOKWENZIWA THERESA	AMAKUZA UNDERBURG KZN	50		1.272	15	63.6	9.54	73.14
KZ436	NZIMANDE DAKAVANA	AMAKUZA UNDERBURG KZN	50		1.272	15	63.6	9.54	73.14
KZ436	MIYA MANAZI EUGENIA	ENKELEBANTWANA IXOPO KZN	50		1.272	15	63.6	9.54	73.14
KZ436	DLAMINI NONTUTHUZELO	AMAKUZA UNDERBURG KZN	50		1.272	15	63.6	9.54	73.14
KZ436	DIDI KHULEKANI	KWATHUNZI NKOTHWENI UNDERBERG KZN	100		1.272	15	127.2	19.08	146.28
KZ436	DIDI KHULEKANI	KWATHUNZI NKOTHWENI UNDERBERG KZN	100		1.272	15	127.2	19.08	146.28
KZ436	MIYA THOROZILE	TRADITIONAL HOUSE	50		1.272	15	63.6	9.54	73.14
KZ436	MAGUBANE SIFISO	AMAKUZA UNDERBURG KZN	50		1.272	15	63.6	9.54	73.14
KZ436	MSIYA MAKHOSAZANA	TRADITIONAL HOUSE	50		1.272	15	63.6	9.54	73.14
KZ436	SHOBA JOHN AMOS	AMAKUZA UNDERBURG KZN	50		1.272	15	63.6	9.54	73.14
KZ436	MAPHANGA M	AMAKUZA UNDERBURG KZN	50		1.272	15	63.6	9.54	73.14
KZ436	DLAMINI SIBONGISENI	DWELLING	50		1.272	15	63.6	9.54	73.14
KZ436	TENZA NOPHOSISA	AMAKUZA UNDERBURG KZN	50		1.272	15	63.6	9.54	73.14
KZ436	JAMA NOMUSA VERONICA	NOMANDLOVU DONNYBROOK IXOPO KZN	50		1.272	15	63.6	9.54	73.14
KZ436	MBHELE NOMUZA MUXE	AMAKUZA UNDERBURG KZN	50		1.272	15	63.6	9.54	73.14
KZ436	TSHEZI NOMBULELO CLAUJELIA	AMAKUZA UNDERBURG KZN	50		1.272	15	63.6	9.54	73.14
KZ436	ZONDI THEMBINKOSI JOSEPH	AMAKUZA UNDERBURG KZN	50		1.272	15	63.6	9.54	73.14
KZ436	MAJOLA BUSISIWE	MQATSHENI UNDERBURG KZN	50		1.272	15	63.6	9.54	73.14
KZ436	MBANUWA FIKILE	QULASHE UNDERBURG KZN	50		1.272	15	63.6	9.54	73.14
KZ436	CHIYA THANDEKILE	TRADITIONAL HOUSE	50		1.272	15	63.6	9.54	73.14
KZ436	MSWARA WINILE	QULASHE UNDERBURG KZN	50		1.272	15	63.6	9.54	73.14
KZ436	PHUNGULA A	HOUSE	50		1.272	15	63.6	9.54	73.14
KZ436	NGIDA HENDRY	ENKELEBANTWANA UNDERBERG KZN	50		1.272	15	63.6	9.54	73.14
KZ436	SOSIBO MFANISENI	AMAKUZA UNDERBURG KZN	50		1.272	15	63.6	9.54	73.14
KZ436	MKHIZE BONGEKILE	HLANGANANI S1 IXOPO CNC KZN OU	50		1.272	15	63.6	9.54	73.14
KZ436	MADLALA BABONGILE SYLVESTER	HLANGANANI S1 IXOPO CNC KZN OU	50		1.272	15	63.6	9.54	73.14
KZ436	MADUNA ZOMUZI	TRADITIONAL HOUSE	50		1.272	15	63.6	9.54	73.14
KZ436	MAKHANYA GCINILALA	TRADITIONAL HOUSE	50		1.272	15	63.6	9.54	73.14
KZ436	MBANUWA MAQOSHI	Traditional house	50		1.272	15	63.6	9.54	73.14
KZ436	JILI VALIPHATHWA MHLABA	TRADITIONAL HOUSE	50		1.272	15	63.6	9.54	73.14
KZ436	MNCWABE ZANZAMUHLE	TRADITIONAL HOUSE	50		1.272	15	63.6	9.54	73.14
KZ436	GUMEDE DOMBI	TRADITIONAL HOUSE	50		1.272	15	63.6	9.54	73.14
KZ436	DLAMINI NOMTHANDAZO FAITH	HLANGANANI S1 IXOPO KZN OU	50		1.272	15	63.6	9.54	73.14
KZ436	NKOMO BUSISIWE MALIGOGO	HOUSE	50		1.272	15	63.6	9.54	73.14
KZ436	SOSIBO MSHIYEMI JOHANNES	HLANGANANI S1 IXOPO KZN OU	50		1.272	15	63.6	9.54	73.14
KZ436	XABA BONGEKILE SYLVIA	HLANGANANI S1 IXOPO KZN OU	50		1.272	15	63.6	9.54	73.14
KZ436	MEMELA PROTAS	HLANGANANI S1 IXOPO KZN OU	50		1.272	15	63.6	9.54	73.14
KZ436	KHOZI ZINHLE EUZABETH	HLANGANANI S1 IXOPO KZN OU	50		1.272	15	63.6	9.54	73.14
KZ436	XABA CYRIL MHLONIPHENI	HLANGANANI S1 IXOPO KZN OU	50		1.272	15	63.6	9.54	73.14
KZ436	NCOBENI NOMPILLO CYNTHIA	HLANGANANI S1 IXOPO KZN OU	50		1.272	15	63.6	9.54	73.14
KZ436	SIMELANE THEMBI	XOSHEYAKHE ENKELEBANTWANA PMB KZN	50		1.272	15	63.6	9.54	73.14
KZ436	NDLOVU THENJUWE	XOSHEYAKHE ENKELEBANTWANA PMB KZN	50		1.272	15	63.6	9.54	73.14
KZ436	MBANUWA PROTAS	TRADITIONAL HOUSE	50		1.272	15	63.6	9.54	73.14
KZ436	SOSIBO FIHLANI	TRADITIONAL HOUSE	50		1.272	15	63.6	9.54	73.14

MUNIC_CNAME	ADDRESS	KWH_UNI	CLAIM_RATE	VAT_RATE	CLAIMED	CLAIMED	CLAIM_TOTAL
KZ436	NDLOVU SIBONGILE MOLLY	50	1.272	15	63.6	9.54	73.14
KZ436	NZIMANDE ZOLILE	50	1.272	15	63.6	9.54	73.14
KZ436	KWABELA JABULANI	50	1.272	15	63.6	9.54	73.14
KZ436	MBHELE SEBENZILE T	50	1.272	15	63.6	9.54	73.14
KZ436	SABELA MALIN	50	1.272	15	63.6	9.54	73.14
KZ436	DLAMINI LINDIWE	50	1.272	15	63.6	9.54	73.14
KZ436	MBANJWA MDOBI	50	1.272	15	63.6	9.54	73.14
KZ436	SABELA SITHEMBILE	50	1.272	15	63.6	9.54	73.14
KZ436	SOSIBO VICTUS	50	1.272	15	63.6	9.54	73.14
KZ436	PHUNGULA MARY NOXOLISA	50	1.272	15	63.6	9.54	73.14
KZ436	MTHEMBU NOZITHEMBISO PEARI.	50	1.272	15	63.6	9.54	73.14
KZ436	MTHEMBU NANA ANNATORIA	50	1.272	15	63.6	9.54	73.14
KZ436	KHAWULA LOCORDA	50	1.272	15	63.6	9.54	73.14
KZ436	MBANJWA DUMAZILE	50	1.272	15	63.6	9.54	73.14
KZ436	MBANJWA TATOKWAKHE	50	1.272	15	63.6	9.54	73.14
KZ436	DLAMINI PRETTY NONHLANHLA	50	1.272	15	63.6	9.54	73.14
KZ436	MBANJWA LUNGELANI	50	1.272	15	63.6	9.54	73.14
KZ436	XABA ESTER	50	1.272	15	63.6	9.54	73.14
KZ436	MFUGENI YOLI	50	1.272	15	63.6	9.54	73.14
KZ436	MBANJWA SEBENZANI ZATHA	50	1.272	15	63.6	9.54	73.14
KZ436	SABELA KHUPHUKILE	50	1.272	15	63.6	9.54	73.14
KZ436	SABELA ZANELE	50	1.272	15	63.6	9.54	73.14
KZ436	NTSHIZA HAWULENGWE	50	1.272	15	63.6	9.54	73.14
KZ436	DLAMINI VUMILE	50	1.272	15	63.6	9.54	73.14
KZ436	MBANJWA VUYISILE	50	1.272	15	63.6	9.54	73.14
KZ436	XABA KHESHIWE	50	1.272	15	63.6	9.54	73.14
KZ436	DLAMINI CELIWE	50	1.272	15	63.6	9.54	73.14
KZ436	KHONJWAYO NOMZAMO	50	1.272	15	63.6	9.54	73.14
KZ436	MCWABE LUNGILE	50	1.272	15	63.6	9.54	73.14
KZ436	ZONDI THEMINKOSI JOSEPH	50	1.272	15	63.6	9.54	73.14
KZ436	DLAMINI THENJIWE ANNATOLIA	50	1.272	15	63.6	9.54	73.14
KZ436	MSIYA NTOMBIFUTHI	50	1.272	15	63.6	9.54	73.14
KZ436	MTHEMBU EDGAR	50	1.272	15	63.6	9.54	73.14
KZ436	DLAMINI HLALELENI	50	1.272	15	63.6	9.54	73.14
KZ436	SABELA MADLENKOZI	50	1.272	15	63.6	9.54	73.14
KZ436	PHUMGULA NONTSIKELELO DOMONIGA	50	1.272	15	63.6	9.54	73.14
KZ436	MBANJWA PHILPINA NTOMBIFIKILE	50	1.272	15	63.6	9.54	73.14
KZ436	SABELA ZIMISE	50	1.272	15	63.6	9.54	73.14
KZ436	MBANJWA BATHINI	50	1.272	15	63.6	9.54	73.14
KZ436	SABELA STAFF MZOFAYO	50	1.272	15	63.6	9.54	73.14
KZ436	MBANJWA SHAIWE	50	1.272	15	63.6	9.54	73.14
KZ436	MAJOZI BHEKI PROTAS	50	1.272	15	63.6	9.54	73.14
KZ436	SHEZI THOLWEPHI GLORIA	50	1.272	15	63.6	9.54	73.14
KZ436	KHANYILE TAKATILE	50	1.272	15	63.6	9.54	73.14
KZ436	MNGUNI BONAKELE THEMBEKILE	50	1.272	15	63.6	9.54	73.14
KZ436	DLAMINI MANDISA BEATRICE	50	1.272	15	63.6	9.54	73.14
KZ436	NZIMANDE BONGINKOSI	50	1.272	15	63.6	9.54	73.14
KZ436	MDLANGATHI SIBONELO PHILLIP	50	1.272	15	63.6	9.54	73.14
KZ436	NDLANGISA THANDIKILE CRESCENCIA	50	1.272	15	63.6	9.54	73.14
KZ436	SOSIBO LUNGILE CHRISTOPHERAH	50	1.272	15	63.6	9.54	73.14
KZ436	SOSIBO LONTI	50	1.272	15	63.6	9.54	73.14
KZ436	MVELASE FUNEKILE SEPHRONIA	50	1.272	15	63.6	9.54	73.14

MUNIC_C\NAME	MUNIC_NAME	ADDRESS	KWH_UNI	CLAIM_RATE	VAT_RATE	CLAIMED	CLAIMED	CLAIM_TOTAL
KZ436	JILI ERIC SIGWILI	TRADITIONAL HOUSE	50	1.272	15	63.6	9.54	73.14
KZ436	MTOLO GLORIA ZWAKALILE	PHAYINDANE	50	1.272	15	63.6	9.54	73.14
KZ436	DLAMINI THEMIBENI ANNAMARIA	PHAYINDANE	50	1.272	15	63.6	9.54	73.14
KZ436	DLAMINI SIZENI	PHAYINDANE	50	1.272	15	63.6	9.54	73.14
KZ436	NZIMANDE PRINCESS L	QUMENI BULWER	50	1.272	15	63.6	9.54	73.14
KZ436	CABE PUTELENI	TRADITIONAL HOUSE	50	1.272	15	63.6	9.54	73.14
KZ436	NZIMANDE THULANI	MASHAYILANGA UNDERBERG KZN	50	1.272	15	63.6	9.54	73.14
KZ436	LEHAS NTSOAKE ALOSIA	NKUMBA	50	1.272	15	63.6	9.54	73.14
KZ436	DLAMINI NOMSA	AMAKHUZA S1 UNDERBERG KZN	50	1.272	15	63.6	9.54	73.14
KZ436	MCHUNU DORIS	AMAKHUZA S1 UNDERBERG KZN	50	1.272	15	63.6	9.54	73.14
KZ436	PHUNGULA SIMANGELE FORTUNATE	MASHAYILANGA UNDERBERG KZN	50	1.272	15	63.6	9.54	73.14
KZ436	GAMBU KHINIINI	LOW COST HOUSING BULWER KZN	50	1.272	15	63.6	9.54	73.14
KZ436	SOKHELA SHADELENI	SOKHELA LOCATION NEAR SOKHELA PRIMARY	50	1.272	15	63.6	9.54	73.14
KZ436	GWALA FELIX	TRADITIONAL HOUSE	50	1.272	15	63.6	9.54	73.14
KZ436	HLONGWANE P	DWELLING	50	1.272	15	63.6	9.54	73.14
KZ436	NDLANDISA HLEKISILE	QULASHE UNDERBERG KZN	50	1.272	15	63.6	9.54	73.14
KZ436	SOSIBO NOSIPHO GLORIA	AMAKHUZA S1 UNDERBERG KZN	50	1.272	15	63.6	9.54	73.14
KZ436	DLAMINI MBHEKISENI ZIPI	AMAKHUZA S1 UNDERBERG KZN	50	1.272	15	63.6	9.54	73.14
KZ436	DLANGISA ZIBONELE NHLANHLA	AMAKHUZA S1 UNDERBERG KZN	50	1.272	15	63.6	9.54	73.14
KZ436	JACA NOKUPHIWA	AMAKHUZA S1 UNDERBERG KZN	50	1.272	15	63.6	9.54	73.14
KZ436	NZIMANDE THEMBIKOSI	QULASHE UNDERBERG KZN	50	1.272	15	63.6	9.54	73.14
KZ436	SOSIBO TUTU MAVIS	QULASHE UNDERBERG KZN	50	1.272	15	63.6	9.54	73.14
KZ436	NZIMANDE VUKANI DERRICK	NOMHOJANA UNDERBERG KZN	50	1.272	15	63.6	9.54	73.14
KZ436	MINGUNI SIKHUMBUZO	TRADITIONAL HOUSE	50	1.272	15	63.6	9.54	73.14
KZ436	MBHELE THEMIBENI	QULASHE UNDERBERG KZN	50	1.272	15	63.6	9.54	73.14
KZ436	MUWARA MAVIS	EHLABENI BULWER KZN	50	1.272	15	63.6	9.54	73.14
KZ436	DLAMINI NELISILE	QULASHE UNDERBERG KZN	50	1.272	15	63.6	9.54	73.14
KZ436	PHUNGULA ADRIEAS	QULASHE UNDERBERG KZN	50	1.272	15	63.6	9.54	73.14
KZ436	CHILIZA NDABINGEHELE MOSES	NKWEZELA	50	1.272	15	63.6	9.54	73.14
KZ436	MTOLO NOKULUNGA CAMSILE	AMAKHUZA S1 UNDERBERG KZN	50	1.272	15	63.6	9.54	73.14
KZ436	SHOBA MUFANUVELE SINTOHI	AMAKUZA UNDERBURG KZN	50	1.272	15	63.6	9.54	73.14
KZ436	BUTHELEZI ELIZABETH NOBUHLE	AMAKHUZA S1 UNDERBERG KZN	50	1.272	15	63.6	9.54	73.14
KZ436	MIYA PAULOS	TRADITIONAL HOUSE	50	1.272	15	63.6	9.54	73.14
KZ436	KHAWULA DOLLY ZAMISILE	AMAKUZA UNDERBURG KZN	50	1.272	15	63.6	9.54	73.14
KZ436	MTOLO ZIBUYILE	QULASHE UNDERBURG KZN	50	1.272	15	63.6	9.54	73.14
KZ436	JAMA BEATUS BONGANI	EHLABENI BULWER KZN	50	1.272	15	63.6	9.54	73.14
KZ436	MTHEMBU THEMIBEKILE PHILLIPINA	AMAKUZA UNDERBURG KZN	50	1.272	15	63.6	9.54	73.14
KZ436	SOSIBO ZINHLE	AMAKHUZA S1 UNDERBERG KZN	50	1.272	15	63.6	9.54	73.14
KZ436	MBHELE NQUPHU BAKHONZILE	SANDANEZWENI S1 RICHMOND KZN OU	50	1.272	15	63.6	9.54	73.14
KZ436	DLAMINI MAKHOSONKE	TRADITIONAL HOUSE	50	1.272	15	63.6	9.54	73.14
KZ436	ZACA CASHELENI GETRUDE	EHLABENI BULWER KZN	50	1.272	15	63.6	9.54	73.14
KZ436	SIBETHA BAQHELELE GLORIA	AMAKHUZA S1 UNDERBERG KZN	50	1.272	15	63.6	9.54	73.14
KZ436	ZULU BADUMILE	Traditional House	50	1.272	15	63.6	9.54	73.14
KZ436	NGLAMU NOMFICA	EHLABENI BULWER KZN	50	1.272	15	63.6	9.54	73.14
KZ436	NGCAMU NOMFICA	EHLABENI BULWER KZN	50	1.272	15	63.6	9.54	73.14
KZ436	DHLAMINI NOKUTHULA DOREEN	HOUSE	50	1.272	15	63.6	9.54	73.14
KZ436	MBANUWA NOMPUMELLELO	EMASAMENI S1 IXOPO KZN OU	50	1.272	15	63.6	9.54	73.14
KZ436	MADE NTOMBIFIKILE	Traditional house	50	1.272	15	63.6	9.54	73.14
KZ436	NGCOBO THEMIBEKILE VIRGINIA	AMAKUZA UNDERBURG KZN	50	1.272	15	63.6	9.54	73.14
KZ436	SHELEMBE ANGELINE THEMIBEKILE	EMANGWANENI BULWER UNDERBURG KZN	50	1.272	15	63.6	9.54	73.14
KZ436	KHUMALO P	HOUSE	50	1.272	15	63.6	9.54	73.14

MUNIC_CINAME	ADDRESS	KWH_UNI	CLAIM_RATE	VAT_RATE	CLAIMED	CLAIMED	CLAIM_TOTAL
KZ436	DLAMINI SIYABOGNA E	50	1.272	15	63.6	9.54	73.14
KZ436	NGCOBO VELAPHI VUSUMUZI	50	1.272	15	63.6	9.54	73.14
KZ436	NGCUNU HLENGIWE EUNICE	50	1.272	15	63.6	9.54	73.14
KZ436	JACA BONGINKOSI	50	1.272	15	63.6	9.54	73.14
KZ436	MSOMI NONDUDUZO PRUDENCE	50	1.272	15	63.6	9.54	73.14
KZ436	NGCEBELE NOMATHEMBA GAQILE	50	1.272	15	63.6	9.54	73.14
KZ436	MINGUNI HLELINGANI	50	1.272	15	63.6	9.54	73.14
KZ436	CHILIZA NTOMBIFUTHI	50	1.272	15	63.6	9.54	73.14
KZ436	PHUNGULA ZIBANA	50	1.272	15	63.6	9.54	73.14
KZ436	MBATHA SLINDILE	50	1.272	15	63.6	9.54	73.14
KZ436	DLAMINI MVUMELENI	50	1.272	15	63.6	9.54	73.14
KZ436	MIYA MZWANDILE	50	1.272	15	63.6	9.54	73.14
KZ436	MDLADLA DANISILE	50	1.272	15	63.6	9.54	73.14
KZ436	DLAMINI LINDUYISE BEATUS	50	1.272	15	63.6	9.54	73.14
KZ436	NXELE PHETHENI	50	1.272	15	63.6	9.54	73.14
KZ436	MBANUWA MZONGADI	50	1.272	15	63.6	9.54	73.14
KZ436	RADEBE NOXOLO	50	1.272	15	63.6	9.54	73.14
KZ436	MNCWABE BUYISILE NNATOLLA	50	1.272	15	63.6	9.54	73.14
KZ436	ZONDI MAVIS HAWUKILE	50	1.272	15	63.6	9.54	73.14
KZ436	DLAMINI MAKOSAZANE	50	1.272	15	63.6	9.54	73.14
KZ436	MTOLO THEMBSISILE ELIZABETH	50	1.272	15	63.6	9.54	73.14
KZ436	MBANUWA UNGAPHIKINAYE	50	1.272	15	63.6	9.54	73.14
KZ436	BHENGU THOUSISILE KELSO	50	1.272	15	63.6	9.54	73.14
KZ436	TSHEZI DOMPAS VINCENT	50	1.272	15	63.6	9.54	73.14
KZ436	MKIZE EUNICE	50	1.272	15	63.6	9.54	73.14
KZ436	SHABALALA THOKO GRIGORIA	50	1.272	15	63.6	9.54	73.14
KZ436	JAMA ANACLETA NTOMBIFIKILE	50	1.272	15	63.6	9.54	73.14
KZ436	MINGUNI PHUMULILE	50	1.272	15	63.6	9.54	73.14
KZ436	CHIYA EUNICE ZIBUYILE	50	1.272	15	63.6	9.54	73.14
KZ436	MAMPELE NTOMBKHAYA MARIET	50	1.272	15	63.6	9.54	73.14
KZ436	MTHEMBU THOKO MAUREEN	50	1.272	15	63.6	9.54	73.14
KZ436	ZULU MILDREDIS NOMFUNDO	50	1.272	15	63.6	9.54	73.14
KZ436	KUNENE ZIKHIPHE GERTRUDE	50	1.272	15	63.6	9.54	73.14
KZ436	NDABA QUKHU VITALIS	50	1.272	15	63.6	9.54	73.14
KZ436	MINDALI PHUTHUMANI	50	1.272	15	63.6	9.54	73.14
KZ436	MOTKOUNG CALTON MFANYANA	50	1.272	15	63.6	9.54	73.14
KZ436	RADEBE BHEKEZAKHE	50	1.272	15	63.6	9.54	73.14
KZ436	KESWA MILDRED FISANI	50	1.272	15	63.6	9.54	73.14
KZ436	SHOBA BABHEKILE	50	1.272	15	63.6	9.54	73.14
KZ436	NGUBO GREYS GETHY	50	1.272	15	63.6	9.54	73.14
KZ436	PHUNGULA ZIMEPHI PAULINA	50	1.272	15	63.6	9.54	73.14
KZ436	KHUBONI XOLANI	50	1.272	15	63.6	9.54	73.14
KZ436	SOSIBO BUSELAPHI FLORENCE	50	1.272	15	63.6	9.54	73.14
KZ436	BENGU BUSELAPHI AGNES	50	1.272	15	63.6	9.54	73.14
KZ436	MINGUNI KONZENI CONSTANCE	50	1.272	15	63.6	9.54	73.14
KZ436	DUMA JOSEPH	50	1.272	15	63.6	9.54	73.14
KZ436	MLITWA DOLI BACUPHILE	50	1.272	15	63.6	9.54	73.14
KZ436	SHOZI LETTICIA	50	1.272	15	63.6	9.54	73.14
KZ436	MTOLO THOBILE	50	1.272	15	63.6	9.54	73.14
KZ436	BEKWA BONANGANI	50	1.272	15	63.6	9.54	73.14
KZ436	PHUNGULA VALENI	50	1.272	15	63.6	9.54	73.14
KZ436	DLAMINI GULUVA THOMAS	50	1.272	15	63.6	9.54	73.14

MUNIC_CODE	MUNIC_NAME	ADDRESS	KWH_UNIF	CLAIM_RATE	VAT_RATE	CLAIMED	CLAIMED	CLAIM_TOTAL
KZ436	NDLOVU NOMAGUGU UNICE		50	1.272	15	63.6	9.54	73.14
KZ436	MAGOSO THOKO	XOSHEYAKHE ENKELEBANTWANA PMB KZN	50	1.272	15	63.6	9.54	73.14
KZ436	JILI FARAI	DAYSABULWERKZN	50	1.272	15	63.6	9.54	73.14
KZ436	LUKHOZI SIBIZANI	XOSHEYAKHE ENKELEBANTWANA PMB KZN	50	1.272	15	63.6	9.54	73.14
KZ436	MBOKAZI SABILILE	STEPMORE	50	1.272	15	63.6	9.54	73.14
KZ436	MJWARA DORIS ZANDILE	MQATSHENI UNDERBURG KZN OU	50	1.272	15	63.6	9.54	73.14
KZ436	MNGUNI VICTORIA PHILISIWE	AMAKHUZE UNDERBURG KZN	50	1.272	15	63.6	9.54	73.14
KZ436	MJWARA SANAH	AMAKUZA UNDERBURG KZN	50	1.272	15	63.6	9.54	73.14
KZ436	PHOSWA XOLANI NICHOLAS		50	1.272	15	63.6	9.54	73.14
KZ436	MEMELA NTOMBIFIKILE	MQATSHENI UNDERBURG KZN	50	1.272	15	63.6	9.54	73.14
KZ436	KHWELA VUYISWA IVY	EHLABENI BULWER KZN	50	1.272	15	63.6	9.54	73.14
KZ436	MINGUNI THOMAS ZWENGANI	AMAKHUZE UNDERBURG KZN	50	1.272	15	63.6	9.54	73.14
KZ436	MINGUNI ZIPHESHILE GLADYS	AMAKHUZE UNDERBURG KZN	50	1.272	15	63.6	9.54	73.14
KZ436	DLAMINI SIPHO MQABULENI	EHLABENI BULWER KZN	50	1.272	15	63.6	9.54	73.14
KZ436	DLAMINI SIPHO MQABULENI	EHLABENI BULWER KZN	50	1.272	15	63.6	9.54	73.14
KZ436	XABA MPISHO	TRADITIONAL HOUSE	50	1.272	15	63.6	9.54	73.14
KZ436	GAMBU ZAMA EUNICE	EHLABENI BULWER KZN	50	1.272	15	63.6	9.54	73.14
KZ436	MJWARA NELISILE	MQATSHENI UNDERBURG KZN	50	1.272	15	63.6	9.54	73.14
KZ436	ZONDI NOMSEBENZI	MQATSHENI UNDERBURG KZN	50	1.272	15	63.6	9.54	73.14
KZ436	DLAMINI DUMISANI	QULASHE UNDERBURG KZN	50	1.272	15	63.6	9.54	73.14
KZ436	NDLOVU M	HOUSE	50	1.272	15	63.6	9.54	73.14
KZ436	GAMBU PHAKETHE GERTRUDE	EHLABENI BULWER KZN	50	1.272	15	63.6	9.54	73.14
KZ436	MAGWENYANE LANDIWE	TRADITIONAL HOUSE	50	1.272	15	63.6	9.54	73.14
KZ436	NDHLOVU REGINAH BOTSI	MQATSHENI UNDERBURG KZN	50	1.272	15	63.6	9.54	73.14
KZ436	NGCOBO NOMAPULASI	EHLABENI BULWER KZN	50	1.272	15	63.6	9.54	73.14
KZ436	ZONDI BONISILE	XOSHEYAKHE ENKELEBANTWANA PMB KZN	50	1.272	15	63.6	9.54	73.14
KZ436	BENJU THEM BENI GIRRIE	MQATSHENI UNDERBURG KZN	50	1.272	15	63.6	9.54	73.14
KZ436	NGCEMU GETRUDE	MQATSHENI UNDERBURG KZN	50	1.272	15	63.6	9.54	73.14
KZ436	JACA NTOMBIFUTHI	EHLABENI BULWER KZN	50	1.272	15	63.6	9.54	73.14
KZ436	MEMELA MUZIWAMELE DENNIS	AMAKHUZE UNDERBURG KZN	50	1.272	15	63.6	9.54	73.14
KZ436	MEMELA ZINHLA ANNA	NKWEZELA BULWER KZN	50	1.272	15	63.6	9.54	73.14
KZ436	DLAMINI NOMALOLI MFUSHANE	AMAKHUZE UNDERBURG KZN	50	1.272	15	63.6	9.54	73.14
KZ436	NZIMANDE THOMAS SIYABONGA	AMAKHUZE UNDERBURG KZN	50	1.272	15	63.6	9.54	73.14
KZ436	NZIMANDE BONGEKILE GRACE CYNTHIA	NKUMBA	50	1.272	15	63.6	9.54	73.14
KZ436	NSINDANE QHAMUKILE	NOMHOJANA UNDERBERG KZN	50	1.272	15	63.6	9.54	73.14
KZ436	DLAMINI LILINALE	BHIDLA BULWER KZN	50	1.272	15	63.6	9.54	73.14
KZ436	MNCWABE THOKOZILE	EHLABENI BULWER KZN	50	1.272	15	63.6	9.54	73.14
KZ436	NGUBO NELISWE IVY	EHLABENI BULWER KZN	50	1.272	15	63.6	9.54	73.14
KZ436	KHUBONE VEZUMUSA	TRADITIONAL HOUSE	50	1.272	15	63.6	9.54	73.14
KZ436	DLAMINI BAXOLILE	EHLABENI BULWER KZN	50	1.272	15	63.6	9.54	73.14

MARCH 2021 DEBTORS AND REVENUE MANAGEMENT REPORT

1. **AUTHOR** Chief Financial Officer

1ST LEVEL : MANCO

2ND LEVEL : FINANCE COMMITTEE

3RD LEVEL : EXCO

4TH LEVEL : COUNCIL

2. **PURPOSE:**

To report to the Committee and Council on the revenue and debtors' management.

3. **LEGAL/STATUTORY REQUIREMENTS:**

- MFMA Act No.56 of 2003
- Credit control and debt collection policy

4. **BACKGROUND AND REASONING:**

Dr Nkosazana Dlamini Zuma Municipality council must ensure that all money which is due and payable to the council is collected and for this purpose has adopted the credit control policy and debt collected policy consistent with its tariffs and complying with the provisions of the relevant legislation.

5. **ANNEXURES**

5.1 Age Analysis

5.2 Debt Collection and data cleansing

5.3 Revenue Enhancement Strategy

6. **FINANCIAL IMPLICATIONS:**

- Interest is added to all outstanding debtors.
- The Municipality has budgeted for the provision of bad debt.

7. **RECOMMENDATION:**

That this report be noted by the Committees and Council.

REPORT ON DEBTORS AGE ANALYSIS**MARCH 2021**

Debtors' balance as at	AMOUNT
Dr Nkosazana Dlamini Zuma Municipality - July 2020	R62 914 128,06
Dr Nkosazana Dlamini Zuma Municipality - August 2020	R65 019 836,05
Dr Nkosazana Dlamini Zuma Municipality - September 2020	R66 274 889,28
Dr Nkosazana Dlamini Zuma Municipality - October 2020	R67 079 908,68
Dr Nkosazana Dlamini Zuma Municipality - November 2020	R68 451 238,09
Dr Nkosazana Dlamini Zuma Municipality – December 2020	R65 485 470,67
Dr Nkosazana Dlamini Zuma Municipality – January 2021	R67 618 533,54
Dr Nkosazana Dlamini Zuma Municipality – February 2021	R68 904 081,46
Dr Nkosazana Dlamini Zuma Municipality – March 2021	R68 683 740,05

REPORT ON INDIGENT MANAGEMENT**MARCH 2021**

Period	Number of Indigents beneficiaries for the period	Amount paid by municipality for the period
Dr NDZLM - July 2020	1 510 Beneficiaries	R104 422,93
Dr NDZLM - August 2020	1 506 Beneficiaries	R111 050,03
Dr NDZLM - September 2020	1 490 Beneficiaries	R110 527,71
Dr NDZLM - October 2020	1 441 Beneficiaries	R109 263,85
Dr NDZLM - November 2020	1 398 Beneficiaries	R105 914,03
Dr NDZLM - December 2020	1500 Beneficiaries	R110 002,00
Dr NDZLM - January 2021	1501 Beneficiaries	R110 131,29
Dr NDZLM - February 2021	1391 Beneficiaries	R103 520,90
Dr NDZLM - March 2021	1392 Beneficiaries	R 102 103,44

REPORT ON TRAFFIC FINES**MARCH 2021**

MONTHS	AMOUNT FOR NOTICES ISSUED	AMOUNT RECEIVED
Dr Nkosazana Dlamini Zuma Municipality July 2020	R125 850	R5 450
Dr Nkosazana Dlamini Zuma Municipality August 2020	R81 020	R11 300,00
Dr Nkosazana Dlamini Zuma Municipality September 2020	R57 600	R5 700,00
Dr Nkosazana Dlamini Zuma Municipality October 2020	R124 751	R8 382,60
Dr Nkosazana Dlamini Zuma Municipality November 2020	R 61 500	R4 600,00
Dr Nkosazana Dlamini Zuma Municipality December 2020	R107 170	R4 900,00
Dr Nkosazana Dlamini Zuma Municipality – January 2021	R3 400	R2 800,00
Dr Nkosazana Dlamini Zuma Municipality – February 2021	R15 550	R6 500,00
Dr Nkosazana Dlamini Zuma Municipality – March 2021	R37 850	R5 700,00

REPORT ON ANIMAL POUNDS**MARCH 2021**

MONTHS	HIMEVILLE ANIMAL POUND	CREIGHTON ANIMAL POUND	TOTAL
Dr NDZLM - July 2020	R2 655.00	R100.00	R2 755.00
Dr NDZLM - August 2020	R1 050.00	R1 320.00	R2 370.00
Dr NDZLM - September 2020	R18 961.00	R4 057.00	R23 018.00
Dr NDZLM - October 2020	R25 150.00	R9 680.00	R34 830.00
Dr NDZLM - November 2020	R3 770.00	R10 150.00	R13 920.00
Dr NDZLM - December 2020	R0.00	R5 309.00	R5 309.00
Dr NDZLM - January 2021	R200.00	R0.00	R200.00
Dr NDZLM - February 2021	R2 343.00	R0.00	R2 343.00
Dr NDZLM - March 2021	R12 401.00	R27 472.06	R39 873.06

REPORT ON DATA CLEANSING
MARCH 2021

MONTHS	Details of data cleansing exercises performed
July 2020	0 BJ 4 TJ (Transfer transactions CoO) 20 queries via email and attended to 4 Change of Ownership processed No General Valuation updates performed 3 General information updates 6 Pension rebates processed 1 Manual Rates Clearance Certificate requested
August 2020	Due to information systems challenges experienced no data cleansing/ updating could be performed.
September 2020	Due to information systems challenges experienced no data cleansing/ updating could be performed.
October 2020	6 BJ 5 TJ (Transfer transactions CoO) 20 queries via email and attended to 6 Change of Ownership processed 1 General Valuation updates performed 15 General information updates 3 Pension rebates processed 1 Public benefit organisation rebates processed 2 Tourism rebates processed No manual Rates Clearance Certificate requested
November 2020	4 BJ 1 TJ + 100 Transfer transactions CoO) 10 queries via email and attended to 100 Change of Ownership processed 1 General Valuation updates performed 6 General information updates 1 Pension rebates processed 1 Tourism rebates processed No manual Rates Clearance Certificate requested
December 2020	12 BJ 5 TJ + 1 transfer transactions CoO) 10 queries via email and attended to 1 Change of Ownership processed 1 General Valuation updates performed 6 General information updates 1 Pension rebates processed 1 Public benefit organisation 2 Tourism rebates processed No manual Rates Clearance Certificate requested
January 2021	0 BJ 3TJ + 10 transfer transactions CoO) 8 queries via email and attended to 10 Change of Ownership processed

	<p>No General Valuation updates performed 5 General information updates No pension rebates processed No public benefit organisation No tourism rebates processed No manual Rates Clearance Certificate requested</p>
February 2021	<p>0 BJ 3TJ + 10 transfer transactions CoO) 36 queries via email and attended to 2 Change of Ownership processed 4 General Valuation updates performed 5 General information updates No pension rebates processed No public benefit organisation No tourism rebates processed 1 manual Rates Clearance Certificate requested</p>
March 2021	<p>6 BJ 3TJ + 43 transfer transactions CoO) 14 queries via email and attended to 2 Change of Ownership processed 43 General Valuation updates performed 1 General information updates No pension rebates processed No public benefit organisation No tourism rebates processed 1 manual Rates Clearance Certificate requested</p>

REPORT ON QUERIES (CUSTOMER CARE)**MARCH 2021**

MONTHS	NUMBER OF QUERIES RECEIVED	NUMBER OF QUERIES RESOLVED
Dr Nkosazana Dlamini Zuma Municipality July 2020	47 RCC applications	25 RCC issued
Dr Nkosazana Dlamini Zuma Municipality August 2020	27 RCC applications	15 RCC issued
Dr Nkosazana Dlamini Zuma Municipality September 2020	44 RCC applications	10 RCC issued
Dr Nkosazana Dlamini Zuma Municipality October 2020	15 RCC applications	22 RCC issued
Dr Nkosazana Dlamini Zuma Municipality November 2020	4 RCC applications	50 RCC issued
Dr Nkosazana Dlamini Zuma Municipality December 2020	10 RCC applications	11 RCC issued
Dr Nkosazana Dlamini Zuma Municipality January 2021	16 RCC applications	10 RCC issued
Dr Nkosazana Dlamini Zuma Municipality February 2021	20 RCC applications	26 RCC issued
Dr Nkosazana Dlamini Zuma Municipality March 2021	14 RCC applications	21 RCC issued

ANNEXURE 5.2 - REPORT ON COLLECTION RATE

Category	Oct-20		Nov-20		Dec-20		Jan-21		Feb-21		Mar-21	
	Raised	Received	Raised	Received	Raised	Received	Raised	Received	Raised	Received	Raised	Received
RAT01	782 033,20	-587 186,13	758 786,09	-443 602,63	758 169,72	-592 500,46	754 509,06	-501 740,27	764 352,05	-699 510,86	771 585,84	-1 365 178,53
RAT02	525 505,58	-424 447,47	533 289,09	-338 417,69	532 591,43	-618 097,60	534 897,92	-335 318,25	537 488,15	-362 101,35	533 728,33	-853 077,73
RAT03	844 059,96	-802 862,82	823 702,01	-720 425,65	861 448,86	-755 297,33	829 528,33	-487 896,54	792 311,32	-827 684,13	827 599,55	-873 817,65
RAT04	821 236,48	-49 243,60	825 287,37	-475 761,00	807 655,35	-2 483 919,59	814 853,00	-171 361,40	818 126,28	-517 797,75	824 962,75	-175 908,49
RAT05	200,92	-0,03	200,92	-0,08	200,92	-0,04	200,92	-0,04	200,92	-0,04	199,40	-12 588,31
RAT08	61 060,30	-135 209,91	229 505,86	-97 733,62	-189 805,63	31 487,69	220 316,41	-75 119,05	221 959,71	-108 983,76	222 243,84	-248 698,58
RAT10	86 698,80	-43 952,46	87 073,87	-42 365,81	87 533,66	-45 879,28	87 994,64	-41 991,49	88 375,08	-48 584,39	88 801,71	-51 763,87
RAT11	2 028,84	0,00	2 028,84	0,00	2 028,84	0,00	2 028,84	0,00	2 028,84	0,00	2 028,84	-8 130,34
RAT12	156 673,12	-117 880,50	159 846,69	-94 412,81	160 201,79	-87 966,09	161 024,89	-77 531,30	161 091,95	-154 190,60	161 859,73	-116 815,52
REFUSE	289 820,61	-231 918,84	309 859,14	-205 808,16	302 422,93	-210 460,10	306 762,51	-221 183,74	307 463,44	-219 177,83	305 592,24	-354 082,07
VAT	42 302,16	-34 486,28	44 718,31	-29 959,53	44 743,65	-32 011,26	44 639,35	-33 000,65	44 728,75	-32 422,79	44 633,14	-48 092,11
RENT	14 702,49	-190 743,23	14 702,49	-5 118,05	14 702,49	-5 118,92	14 702,49	-10 236,10	20 588,25	-5 118,05	64 314,23	265 812,19
VAT	2 205,37	-38 523,50	2 205,37	-767,71	2 205,37	-767,84	2 205,37	-1 535,42	2 205,37	-767,71	9 647,14	39 245,68
SUNDRIES	42 510,77	-106 266,49	44 528,52	-3 060,87	60 046,59	-3 060,87	49 611,74	-3 060,87	49 611,74	-7 234,82	0,00	-276 078,11
VAT	6 376,61	-15 940,27	6 679,28	-459,13	7 441,77	-459,13	7 441,77	-459,13	7 441,77	-459,13	0,00	-40 472,51
Total Incl	3 677 414,21	-2 778 663,53	3 842 423,85	-2 458 892,74	3 451 587,74	-4 804 050,82	3 830 717,24	-1 960 434,25	3 817 973,62	-2 984 333,21	3 857 196,74	-4 119 645,95
Total VAT	50 884,14	-88 950,05	53 602,96	-31 186,37	54 390,79	-33 238,23	54 286,49	-34 995,20	54 375,89	-33 649,63	54 280,28	-49 318,94
Total Excl	3 626 530,07	-2 689 713,48	3 788 820,89	-2 427 706,37	3 397 196,95	-4 770 812,59	3 776 430,75	-1 925 439,05	3 763 597,73	-2 990 683,58	3 802 916,46	-4 070 327,01
Total Rates	3 279 486,20	-2 160 782,92	3 419 730,74	-2 213 719,29	3 405 024,94	-4 552 172,70	3 405 354,01	-1 690 958,34	3 385 934,30	-2 719 152,88	3 433 009,99	-3 705 979,02
Total Services	397 918,01	-617 880,61	422 693,11	-245 173,45	431 562,80	-251 876,12	425 363,23	-259 475,91	432 039,32	-265 180,33	424 186,75	-413 666,93
Total Services Excl	347 033,87	-528 930,56	369 090,15	-213 987,08	377 172,01	-218 639,89	371 076,74	-234 480,71	377 663,43	-231 530,70	369 906,47	-364 347,99
Opening Balance	66 274 899,28		67 079 908,68		68 451 238,09		65 485 470,67		67 618 533,54		68 904 081,46	
Closing Balance	67 079 908,68		68 451 238,09		65 485 470,67		67 618 533,54		68 904 081,46		68 683 740,05	
Collection Rates		65%		65%		83%		78%		76%		80%


REPORT ON DEBT COLLECTION**MARCH 2021**

- The debtors' book has decreased in the month of March 2021 by less than 1% to R68 683 740,05 with the debtor collection rate to billed revenue at 80% for the current year, up 4% from prior period.
- An amount of R102 103,44 was paid for free basic electricity in aid of 1392 beneficiaries.
- Revenue and debt collection unit has noted that more people are paying for their accounts since a dual collection strategy has been implemented (debt collection process is done both inhouse and supplemented by legal attorneys).
- Traffic fines debtors remain a concern, improved collection strategies are being implemented.


AGE ANALYSIS MARCH 2021

Debtors Age Analysis by Income Group		Current					Total		Debtor's in %	
		0-30 Days	30-60 Days	60-90 Days	90-120 Days	Older than 120 Days				
RATES	(434,712.81)	2,740,693.43	1,843,195.65	1,610,722.16	1,454,629.36	57,074,218.44	64,288,746.23	87%		
REFUS	(3,387.67)	304,723.41	233,466.73	203,418.64	187,476.84	7,054,031.57	7,979,729.52	11%		
RENT	-	70,441.37	61,115.50	55,229.74	59,403.68	715,305.08	961,495.37	1%		
SUND	-	-	15,211.63	15,211.63	15,211.63	679,372.90	725,007.83	1%		
	(438,100.48)	3,115,858.21	2,152,989.51	1,884,582.17	1,716,721.55	65,522,927.99	73,954,978.95	100%		
Debtors Age Analysis by Customer Group										
		0-30 Days	30-60 Days	60-90 Days	90-120 Days	Older than 120 Days				
Government	(85,539.57)	391,018.94	391,889.37	385,682.76	383,206.01	18,493,514.51	20,009,772.02	27%		
Business	(357,818.14)	244,598.90	181,162.74	148,891.05	127,070.46	6,578,210.08	6,922,115.09	9%		
Households	(25,914.34)	1,715,300.44	958,965.55	833,642.12	747,920.08	26,528,617.39	30,558,531.24	41%		
Agriculture	(18,828.43)	740,527.71	598,334.33	494,358.38	436,918.71	12,969,561.08	15,220,871.78	21%		
Other	-	24,412.22	22,637.52	22,007.86	21,606.29	1,153,024.93	1,243,688.82	2%		
Total by Customer group	(438,100.48)	3,115,858.21	2,152,989.51	1,884,582.17	1,716,721.55	65,522,927.99	73,954,978.95	100%		

DEBTORS AGE ANALYSIS BY CUSTOMER GROUP



DEBTORS AGE ANALYSIS BY INCOME GROUP



Government	20,009,772.02
Business	6,922,115.09
Households	30,558,531.24
Agriculture	15,220,871.78
Other	1,243,688.82
TOTAL	73,954,978.95

Prepared by *M.S.*

M Sikhakhane

Checked by *S.M.*

S Manyathi

Approved by *N.W.*

N Wela

Date 07/04/2021

Date 07/04/2021

Date 07/04/2021

0000178



Main Street
Creighton, 3263

P.O Box 62

Creighton 3263

Phone: +27 39 833 1038

Fax: +27 39 833 1179

Email: mailbox@ndz.gov.za

www.ndz.gov.za

A Better Place for All

31 MARCH 2021

5.2 DEBT COLLECTION REPORT

Monthly payments arrangements report March 2021

Account	Name	Payment	Comment
39105	Ms D Veenstra	9 843.05	Paid in full
58838	Miss PN Moholi	1 000.00	UpToDate
30966	Eric M Jili	1 000.00	UpToDate
64039	NP Luzulane	1 000.00	UpToDate
25065	Mr SE Maphanga	1 000.00	UpToDate
46930	A BUNGANE	1 000.00	One month behind, to follow up with customer
68882	MA Pinchin	1 900.00	UpToDate
102615	PA Duma	2 200.00	Hand over account more than three month behind

Collection Plan in month of March 2021.

- 68 customers with outstanding individual debt exceeding R100 000.00, totalling R13 288 267.48 from the following categories residential, business and agriculture. Form the bulk of outstanding debt. The following is being performed:
 - Letter of demand and final letters will be delivered to customers.
 - data cleansing exercises are also performed to obtain the most up to date customer information e.g. contact number, email etc.
 - customers are sensitised about municipal credit control and collection processes and the ramification of non-compliance
 - customers are sensitised about the multiple payment options available and the multiple pay points on offer.
- 14 customers out of the 68 above, came forward to negotiate payment arrangement upon receiving final letter of demand.

Account	Name	Total outstanding
102215	Prior& Pitman	113 908.82
262195	GRP Moor	184 199.71
165795	DB May	136 059.71
173265	Serendipity	302 028.31
107205	Rocky Mountain	173 942.17
264655	CD Black	84 250.47
173575	Basic Blue	152 436.47
254575	TMA Delport	57 074.18
21775	Devberg investment cc	68 846.41
131765	Gramoney	269 398.04
123775	Houston store	493 230.86
11 accounts	Bier industries	518 373.91
97485	Bateman	146 551.76

Customers who made payment upon receiving final letters of demand through site visits.

Accounts	Name	Amount paid
254575	TMA Delpport	R 100 000
173575	Basic Blue	R10 000
48121	Russel Glyn Leahy	R60 000
220205	Little Sweden inv cc	R20 000
131215	Kings Four Resort cc	R150 000
Total		R 340 000

Returned post and customer with no payment on account since change of ownership

- For the month of March, 15 customer contact information such as contact number, email and postal we update on Samras.
- 13 customers with no payment on account, postal, contact number and email were updated. Customer accounts also added to monthly emailing of statement.

Account to be handed over in the month of April 2021

Accounts	Name	Total outstanding
149095	Ardel enterprise	R250 840.11
61232	Glendy land trust	R250 748.81
62381	Glendy land trust	R159 017.75
128545	Grants family trust	R291 030.77
32016	E Desai	R144 607.60
110	Rep trust trustees	R362 356.18
34075	Port ferry Properties	R175 512.51
5345	Paul & jenny properties	R353 218.84
47838	Miles Eagle stone	R129 323.25
7265	DP Zondi	R98 489.38
89165	SG Mtungwa	R68 798.20
68882	MA Pinchin	R15 849.87
102615	PA Duma	R33 859.90
266152	Anne Marie Brender	R42 144.85
21717	AQ Killian	R22 400.37
246255	Mr BL Nkosi	R38 993.30
68105	SM &TC Dlamini	R19 462.03
34145	M Mbanjwa	R75 881.75
39915	MG&NA Dludla	R76 992.10
97445	TP&MN Mlambo	R87 207.01
26545	D&DE Majozi	R83 093.77
32016	E Desai	R144 607.60
13335	BW Mtolo	R29 158.20
34145	M Mbanjwa	R75 881.75
Total		R3 029 475.90

Government debt Report

- Department of Public Works(provincial) - Most of the arrears balances from Provincial works are from section 14 school, school with no lease agreement. We were advised that for schools with no lease agreement, the debt is to be followed up with the owner of properties.
 - Annual invoices have been prepared and submitted to Provincial Public works, currently waiting for payments.
 - 17 properties have been identified as of Provincial Public works.
 - Public works will send one of their official to do a physical verification to find out what properties are being used for e.g. School, clinic etc
 - A payment of R66 864.00 was paid by KZN works in the month of February 2021

- Department of Rural development and Lands reform - a meeting was held with the department and CoGTA. A resolution was taken regarding the outstanding debt to prepare and submit all invoices within the month of Sept 2020 to fast track payment process:
 - 15 invoices have been forwarded to the department of land affairs for payment;
 - All 15 accounts have been paid.

- Department of Public Works(national) - 5 properties have been verified as of National Public works properties with a total outstanding Balance of R938 726.00,
 - Invoice and recon of accounts will be prepared and submitted to national Public works for payments.
 - Invoices have been submitted to National Public Works.
 - Currently for payments for the invoices submitted.
 - Payment of R28 026.03 was paid in the month of March 2021.

- Department of Water and Sanitation - 10 Properties have been verified as of Water and Sanitation, Cogta is assisting us with the contact person regrading recons and submission of invoices.

Progress report on handed over accounts

Municipal Account	Property Description	Owner/Debtor	HANDOVER AMOUNT	E-MAIL ADDRESS	STATUS
18745	Underberg 123 PTN 1	Peon Properties	R 312 099.72	pregasen@tanglefoot.co.za	Negotiations failed; part payment received; summons drafted & sent to Regional Court for issuing
107105	Goxhill Farm	Goxhill Farm	R 213 882.34	rickjames@telkom.net	Summon drafted, Awaiting revised statement
30058295	Underberg ERF 13 PTN 4	S G Hlongwane Family	R 870 840.53	austin.hlongwane@stucky.co.za	Non- contactable; trustees details obtained on 1.10.2020 & summons drafted - Judge Mnguni is third trustee, attempting to negotiate
131705	FP 168 ERF 8536	MR DG Pitout	R 216 281.68	shandrepitout@gmail.com	Payment arrangement of R50 000 every quarte and monthly rates every month gas been made. Starting in the month of March 2021.
115265	FP 249 ERF 10074	David Hooper Trust	R 102 376.67	dvh@esneil.co.za	Negotiations failed, summons drafted, identity numbers outstanding
128445	Farm FP 78 No.7821	New Line Inv 149 PTY LTD	R 382 709.16	hestersadie@mweb.co.za	Negotiations failed; summons drafted & sent to Regional Court for issuing
30057744	ERF 1 PTN 1	MR Taylor & Thompson	R 88 793.28	michale@telkomsa.net	Negotiations failed, both debtors now reside in Malaysia, substituted service required, awaiting revised statement

0000182

131135	Farm No. 9137 PTN 2	(Late) Mr NS Mtololo/(Executor)NA Mtololo	R 549 154.11	nomaa2mtoloo@gmail.com	Negotiations failed; awaiting clarification on property description, property not registered in the name of the debtor, debtor deceased, executors' details still outstanding from Masters office
62532	FARM FP 4910 PTN 4	Clive John Mingay	R 29 295.30	inglenook45@gmail.com	Acknowledgement of Debt signed.
62587	ERF 5002	Clive John Mingay	R 63 234.47	inglenook45@gmail.com	Acknowledgement of Debt signed.
62635	ERF 5002 PTN 1	Clive John Mingay	R54 711.47	inglenook45@gmail.com	Acknowledgement of Debt signed.
107035	Farm 9030	Banks Trust- Trustees	R 133 576.29	actaylor@rmweb.co.za	Acknowledgement of Debt signed, awaiting confirmation from client that account settled in full
107055	farm 9030 PTN 2	Banks Trust- Trustees	R 12 424.44	actaylor@rmweb.co.za	Acknowledgement of Debt signed, awaiting confirmation from client that account settled in full
52966	Farm No.9290	James Charles Forder	385.44	jene.james@gmail.com	Customer paid in full
52959	Farm No.9289	James Charles Forder	R49961.00.	jene.james@gmail.com	Negotiations failed; Awaiting revised statement; summons drafted & sent to correspondent for issuing
52911	Farm No.16440	James Charles Forder	-129.72	jene.james@gmail.com	Customer paid in full
52935	Farm No.7881	James Charles Forder	R0	jene.james@gmail.com	Customer paid in full

52942	Farm No. 7882	James Charles Forder	R142.01	jene.james@gmail.com	Customer paid full
52928	Farm No. 5481	James Charles Forder	571.91	jene.james@gmail.com	Customer made payment
54322	Farm 5616 PTN 8	Primeinvest 1103 CC (Leon)	R155 396.10	leonk@futurenet.co.za	Negotiations failed; summons drafted & to be sent to correspondent to issue, awaiting instructions re: discount settlement figure
53338	farm 5616 PTN 5	Mixgold Trading CC (Leon)	R 110 136.07	leonk@futurenet.co.za	Negotiations failed; summons drafted & to be sent to correspondent to issue, awaiting instructions re: discount settlement figure

R 3 333 545.86

0000184



Main Street
Creighton, 3263

P.O Box 62

Creighton 3263

Phone: +27 39 833 1038

Fax: +27 39 833 1179

Email: mailbox@ndz.gov.za

www.ndz.gov.za

A Better Place for All

31 MARCH 2021

5.7: REVENUE ENHANCEMENT STRATEGY

0000185



Main Street
Creighton, 3263

P.O Box 62
Creighton 3263

Phone: +27 39 833 1038
Fax: +27 39 833 1179
Email: taylorc@ndz.gov.za

www.ndz.gov.za

DR NKOSAZANA DLAMINI ZUMA MUNICIPALITY

FUNCTION	PROBLEM STATEMENT OR CHALLENGE	EXTENT OF THE PROBLEM OR REVENUE LOSS	REVENUE ENHANCEMENT STRATEGY				BUDGET OR FINANCIAL IMPLICATION	TIMEFRAME AND PROGRESS TO DATE	RESPONSIBLE
			STRATEGIES	ACTIVITIES OR INTERVENTION	REVENUE IMPACT				
Human Settlements	Lack of development in identified land parcels such as Creighton, Bulwer, Underburg and Himmeville	Loss of revenue from stands or properties	Dispose the available unused municipal residential land not earmarked for any municipal development	Establishment of townships and development of the identified land parcels by the service providers.	More Revenue to be generated.	To be quantified before finalization of the budget.	31 March 2022 The municipality is in a process of appointing a new service provider to finalize the Bulwer Township Establishment project, the project is currently on draft layout plan and the final layout will be approved by	Manager: Planning and Development	

0000186

<p>Land use Management</p>	<p>Inefficiencies in the approval of the building plans due to turnaround time</p>	<p>Long turnaround time to approve building plans</p>	<p>Enhance and improve on the building plan approval system (BAS)</p>	<p>Upgrade of the building plan approval application system Development of workflow procedures</p>	<p>Additional property rates and services charges revenues to be generated due to the increase in the value of the property.</p>	<p>Procure Application system</p>	<p>the application of a court order</p>	<p>The approval of building plans is no longer a challenge since council has delegated this responsibility to the portfolio committee which sits once in every two months. The department is also in a process of procuring a building plans information management system which will assist in fast tracking the processing of building plans applications. The system has been installed and the next phase will be the customization of the system to suite the workflow of the municipality</p>	<p>Manager Planning and Developm.ent</p>
----------------------------	--	---	---	---	--	-----------------------------------	---	---	--

Economic Development	Lack of infrastructure support for emerging enterprises	Loss of rental revenue from emerging enterprises	Development of incubation hubs	Development of business plans for the incubation hubs for grant funding. Development and management of the hubs	Rental revenue from the incubation hubs	Costs of building incubation hubs	and this will be done. 30 June 2020 The process is still at planning phase, the municipality is currently in negotiations for funding. The process is ongoing	Community Services Manager
Real Estate	Government amenities or facilities built on properties owned by the municipality, eg Underburg Clinic. Owners of low cost houses not following municipal process when upgrading/extending their houses	Property rates revenue is not generated from these properties Loss of revenue on upgraded components	Improve property rates revenue generation	Transfer the properties to relevant government departments and entities Develop 3 different building plans to be used by low cost owners at no fee or lower fee	Additional property rates and service charges, revenue to be generated due to the increase in the value of the property	Operational Costs	30 June 2021 Still under process. Awaiting for the Department of Health to sign the Agreement of Sale	Office of the Municipal Manager/Planning Development Manager
Waste Management	Inadequate capacity to render commercial, industrial and bulk or special waste removal services	Loss of revenue in business and industrial areas	Enhancing refuse removal and generating revenue	Conduct capacity assessment analysis to render the waste collection services Extend the waste collection services to commercial and industrial areas	Additional revenue is projected to be generated	Operational Costs	November 2020 still in progress Waste collection has been extended to commercial and industrial areas	Assistant Manager Public Works and Basic Services

REVENUE ENHANCEMENT STRATEGY								
FUNCTION	PROBLEM STATEMENT OR CHALLENGE	EXTENT OF THE PROBLEM OR REVENUE LOSS	STRATEGIES	ACTIVITIES OR INTERVENTION	REVENUE IMPACT	BUDGET OR FINANCIAL IMPLICATION	TIMEFRAME AND PROGRESS TO DATE.	RESPONSIBLE
Traffic Fines Revenue	Lack of enforcement measures to execute Warrant of Arrest (WoA)	Outstanding income out of Traffic fines Warrant of Arrest	Improve execution of Warrant of Arrest	Implement a bulk SMS/MMS system Maximise the utilization of the Municipal Court Implement traffic payments Portal	Additional Revenue		ANPR Trailer has been procured and currently functional Target Met.	Protection Services Manager

REVENUE ENHANCEMENT STRATEGY								
FUNCTION	PROBLEM STATEMENT OR CHALLENGE	EXTENT OF THE PROBLEM OR REVENUE LOSS	STRATEGIES	ACTIVITIES OR INTERVENTION	REVENUE IMPACT	BUDGET OR FINANCIAL IMPLICATION	TIMEFRAME AND PROGRESS TO DATE	RESPONSIBLE
Licensing Services revenue	Outdated Service Level Agreement between the municipality and the Provincial Department of Safety	The full cost of rendering the licensing services on behalf of the Provincial Department is not fully recovered with the 8%-20% agency fees	To enhance licensing fee revenue	Re- model cost of the licensing services due to the amalgamation Re- negotiate the licensing service level agreement with Provincial Department of Safety	Additional Revenue	Operational Costs	This is a standard rate provincially and hence can only be dealt with at a Provincial level.	Protection Services Manager and Chief Financial Officer Protection services manager
Property rates revenue	Loss of revenue due to properties	Properties are registered in the name of the	To enhance the property rates	Identify and verify all properties registered in the	Additional Property rates	Operational Costs	30 June 2020	Manager Planning and Development

	registered in the name of municipality occupied/ owned by third parties	municipality resulting in a possible loss of income	revenue generation	municipality to be transferred to the rightful owners					
	Government and business properties in the state trust and communal land are not listed on the general valuation roll	Approximately few government facilities situated in the communal land are not included on the valuation roll (schools, clinics and police stations etc)	Expand the property rated revenue base	Develop individual property diagrams and formalization of the individual properties	Revenue base to increase	Operational/Consultancy Costs	30 June 2021 The strategy needs to be reviewed when the revenue enhancement strategy is being revised	Manager Planning and development	

REVENUE ENHANCEMENT STRATEGY								
FUNCTION	PROBLEM STATEMENT OR CHALLENGE	EXTENT OF THE PROBLEM OR REVENUE LOSS	STRATEGIES	ACTIVITIES OR INTERVENTION	REVENUE IMPACT	BUDGET OR FINANCIAL IMPLICATION	TIMEFRAME AND PROGRESS TO DATE	RESPONSIBLE
Solid Waste Revenue	Solid Waste Revenue not optimised	Some households are not billed for refuse removal, resulting in a loss of revenue from end users	To enhance refuse removal revenue generation	Reconcile the billing database, refuse removal register and the property master register	Additional revenue will be generated	Operational Costs	Revenue unit is liaising with building inspector for completion certificate so refuse can be add on property and field varication has been done for Creighton for refuse collection points. The process is on	Chief Financial Officer

Financial Management	The cost of rendering services is not in line with the principles of financial management relating to effectiveness, efficiency and value for money	Trading services, refuse removal are not generating trading surpluses, cost incurred cannot be traced to the value chain of rendering services. Support services costs are not allocated to the primary service functions	Implement value chain analysis and cost remodeling strategy	Conduct cost remodeling on all primary service delivery functions Develop new tariff structure for refuse Develop new tariff structure for service and sundry charges	Additional revenue	Operational Costs	going for other municipal towns 31 May 2021 A detailed report will be done based on cost incurred for collection of refuse and cost incurred to transfer refuse to transfer stations.	Chief Financial Officer
Maintenance of Municipal Towns	Investors and Ordinary citizens discouraged to reside in NDZ	Residents leaving the area because of poor management of towns.	Keep out towns clean, safe	The relevant department should develop a plan to ensure that all towns are kept clean such as grass cutting and landscaping	Revenue protection	Operational Costs	On-going	Manager Public works and Basic Services. Municipal Manager
Local Economic Development and Tourism	Lack and Failure to Attract potential investors	Investors not aware of potential opportunities available at NDZ	Investors conference	Management to request Office Bearers to lead negotiations of attracting potential investors	Revenue growth	Planning costs	November 2021 Ongoing	LED Manager Municipal Manager

REVENUE ENHANCEMENT STRATEGY								
FUNCTION	PROBLEM STATEMENT OR CHALLENGE	EXTENT OF THE PROBLEM OR REVENUE LOSS	STRATEGIES	ACTIVITIES OR INTERVENTION	REVENUE IMPACT	BUDGET OR FINANCIAL IMPLICATION	TIMEFRAME AND PROGRESS	RESPONSIBLE
Tariffs on refuse collection	Illegal dumping of garden and other refuse	To be determined by study	Private dumpers to be charged Illegal dumpers to be fined	The department will conduct a study on how to enforce the bylaws for dumping illegally Enforcement of all municipal bylaws	Refuse income to	Operational Coosts	NDZ Clean-up campaigns have been initiated in areas identified. Still continue doing so recently did a Bhidla Clean up Campaign and Awereness and was undertaken on the 15 September 2020, Another Cleanup campaign will take place in November 2020 date not yet confirmed	Assistant PWBS Manager

REVENUE ENHANCEMENT STRATEGY								
FUNCTION	PROBLEM STATEMENT OR CHALLENGE	EXTENT OF THE PROBLEM OR REVENUE LOSS	STRATEGIES	ACTIVITIES OR INTERVENTION	REVENUE IMPACT	BUDGET OR FINANCIAL IMPLICATION	TIMEFRAME AND PROGRESS TO DATE	RESPONSIBLE
Property Development	Illegal occupants on Transnet houses in Donnybrook and unavailability of land in Donnybrook area	Unable to develop Donnybrook since it privately owned. The municipality is currently negotiating with Transnet to permit the municipality to acquire 36 houses in Donnybrook. These houses have been vandalized and occupied illegally by individual citizens. The municipality could potentially generate approximately R1.2 million per annum on rental income.	Facilitate ownership of Transnet land/houses to the municipality	Follow ups with Transnet Asset Division	Rental Income	Transfer Costs	30 December 2020 Awaiting response from Transnet	Municipal Manger
Business Licences	Businesses operate without business licences	All businesses at (former) Ingwe operate without business licences and thus the Municipality must implement a policy for licencing businesses			Licence fees revenue will improve	Operational Costs	31 October 2019	Planning and Development Manger
Commercial/outdoor advertising	The municipality is not charging businesses when they advertising		Communicate outdoor tariffs with affected businesses				30 June 2020 The municipality is still in the process of	Community Services Manager

	on municipal space		Enforce outdoor advertising bylaws				Identifying space for outdoor advertising and engaging community about outdoor advertising by laws	
--	--------------------	--	------------------------------------	--	--	--	--	--

REVENUE ENHANCEMENT STRATEGY							
FUNCTION	PROBLEM STATEMENT OR CHALLENGE	EXTENT OF THE PROBLEM OR REVENUE LOSS	STRATEGIES	REVENUE IMPACT	BUDGET OR FINANCIAL IMPLICATION	TIMEFRAME AND PROGRESS TO DATE	RESPONSIBLE
Private Partnerships			The Municipality should invite property developers and investors in the jurisdiction of the Municipality to develop productive and economic projects to generate municipal revenue and increase employment.		Operational	Ongoing, In a process of sub-dividing municipal land in bulwer, once sub divided the land will be serviced before it is leased/sold to potential investors.	Planning and Development Municipal Manager

REPORT ON SUPPLY CHAIN MANAGEMENT FOR THE MONTH OF 31 MARCH 2021-
DR NKOSAZANA DLAMINI ZUMA MUNICIPALITY

AUTHOR: CHIEF FINANCE OFFICER
(File Ref: Budget and Treasury Office)

(1st Level : Manco)
(2nd Level : Finance Committee)
(3rd Level : Exco)
(4th Level : Council)

1. PURPOSE OF REPORT

To present the Implementation of the Supply chain management policy to the Committee and Council on purchases on made by the municipality for the month ended 31 March 2021.

2. BACK GROUND

The Municipal Finance Management Act No 56, 2003 Chapter 11, the municipal supply chain management Regulation, as published in the Government Gazette on 30 May 2005 and the Supply Chain Management Policy as adopted by Council state that a report must be submitted to committees and council, in order to create a transparent image to all processes in the Supply Chain Management Division

3. LEGAL AND STATUTORY REQUIREMNT

- o Constitution of Republic of South Africa, Act No 108 of 1996
- o Municipal Finance Management Act, No 56 of 2003
- o Preferential Procurement Policy Framework Act 2017 Section 71
- o Board Based Black Economic Empowerment Amended Act,2013 (Act Non.46 of 2013)
- o Supply Chain Management policy

4. RANGE OF PROCUMENT

- 4.1 Orders up to the transaction value of R 1 to R 2000,00
- 4.2 Three written or verbal quotation for procurement of a transaction value between R 2001 to R 10 000,00.
- 4.3 Three different written quotation for procurement between R 10 000,01 to R 30 000,00.
- 4.4 At least three formal quotation written quotes, to be scored on price & targeted goals points designed in terms of the New Preferential Procurement Point Framework Act and regulation's well as the Broad Base Black Economic Empowerment Act for procurement above R 30 000,00 to R 200 000,00.
- 4.5 Bids process for procurement above R 200 000,00

5. STAFF IMPLICATIONS

5.1 There is no staff implication

6. BID COMMITTEE SITTINGS

6.1 Bid Specification Committee	: 03
6.2 Quotation Specification Committee	: 02
6.3 Bid Evaluation Committee	: 04
6.4 Bid Adjudication Committee	: 02

Note: The bid committees are expected to sit at least 4 times a month as per SCM calendar.

7. FINANCIAL IMPLICATION / EXPENDITURE

7.1 QUOTATION ORDERS	: R657 964,24
7.2 DEVIATIONS	: R 0,00
7.3 IRREGULAR EXPENDITURE	: R 0,00
7.4 FRUITLESS AND WASTEFUL EXPENDITURE	: R 0,00
7.5 UNAUTHORISED EXPENDITURE	: R 0,00
7.6 FUNERAL	: R 0,00
7.7 AWARDS BETWEEN R 30 000,00 – 200 000	: R 925 407,75
7.8 AWARDS MORE THAN R 200 000, 00	: R 0,00
7.9 FUEL ORDERS	: R 25 046,40
7.10 TRANSVERSAL CONTRACT	: R1 704 322,00
7.11 SUB-CONTRACTS	: R 0,00

8. ANNEXURES

- 8.1 Annexure "A" – Quotation orders below R 200 000,00
- 8.2 Annexure "B" – Deviation and irregular expenditure
- 8.3 Annexure "C" – Funeral
- 8.4 Annexure "D" – Awards more than R 200 000, 00
- 8.5 Annexure "E" – Fuel orders
- 8.6 Annexure "F" - Fruitless and wasteful expenditure
- 8.7 Annexure "G" – Unauthorised expenditure
- 8.8 Annexure "F" – Transversal Contract

9. RECOMMENDATIONS

That this report to be noted by Committee

0000198
198

QUOTATION ORDERS

ORDERS REPORT FOR THE PERIOD OF MARCH 2021 (Annexure A)				
PETTY CASH R0.01--R2000				
ORDER NUMBER	COMPANY NAME	CSD REG NO.	DESCRIPTION OF SERVICE/GOODS	AMOUNT
6290	Akhona manxamalala Construction and Projects	MAAA0368086	Procurement of x3 kettles for Municipal offices	R1 050,00
6289	Isibindi Stationers	MAAA0007439	Procurement of x3 Municipal stamps- x2 Date stamps for Pound offices and 1 Municipal stamp	R1 894,05
6274	Tunimart Travel Agency	MAAA0051710	Accommodation for Mr NC Vezi attending human rights day celebration in Durban. Check In:21/03/2021 Out:22/03/2021	R1 752,50
6277	Mbusiba Trading cc	MAAA0199053	Procurement of prepaid electricity for Creighton Centre	R1 150,00
6247	Tunimart Travel Agency	MAAA0051710	Accommodation for Mr Z Dlamini for Bid Specification Meeting in Underberg. Check In:09/03/2021 Out:10/03/2021	R1 597,50
6248	Tunimart Travel Agency	MAAA0051710	Accommodation for Mr NM Dlamini for Bid Specification Meeting in Underberg. Check In:09/03/2021 Out:10/03/2021	R1 597,50
6246	Tunimart Travel Agency	MAAA0051710	Accommodation for Ms LM Mhlamvu for Bid Specification Meeting in Underberg. Check In:09/03/2021 Out:10/03/2021	R1 597,50
6240	Nashua-Early works	MAAA0928037	Procurement of voice recorder for Bid adjudication committee	R1 995,00
6465	Government Printing Works	MAAA0090672	Public Notice on Provincial Gazette for the establishment of an external body to serve as an appeal authority for the municipality	R504,40
6259	Asibambisane Occupational Health Services	MAAA0667387	Service provider to do a medical assessment and give an opinion on the state of the health of 3 municipal employees	R1 200,00
6262	Tunimart Travel Agency	MAAA0051710	Accommodation for Hnr Mayor and her female bodyguard attending a strategic planning session of Women's caucus at Karridene Hotel. Check In: 16/03/2021-Out:17/03/2021	R1 977,00
6263	Bhilili Trading	MAAA0118936	Hire of 2 pole tent with tables for an OSS Housing protect verification meeting	R1 400,00
6264	Underberg Forge	MAAA0013733	Procurement of 8 padlocks for Municipal halls and Sportsfields-PWBS	R1 809,00
6272	Underberg Forge	MAAA0013733	Procurement of Door lock set for Himeville motor licencing office	R480,11
6252	Mbusiba Trading cc	MAAA0199053	Procurement of refreshments for the office of the Deputy mayor- x24 (500ml) Still water; x12 Energy drink; x24 Assorted soft drinks	R804,00
Total				R 20 808,56

VERBAL OR WRITTEN QUOTATIONS BETWEEN R2001-R5000(Annexure A) FOR MARCH 2021			
Order Numbers	Company Name	SERVICE	Amount
6308	Tunimart Travel Agency	Accommodation for Mr T Shabalala escorting Mr Sondezi to an arbitration meeting to be held in Durban. Check In: 29/03/2021; Check Out: 30/03/2021	R2 252,50
6232	Mpumelicious Trading (Pty) Ltd	Catering for 60 people attending human rights day campaign that was held near Donnybrook spar. (2 Pieces of drumstics; 2 rolls; Chakalaka and 2 Fruits	R4 500,00
6456	Ayanda Mbanga Communications	Advert on local newspaper for the sale of unclaimed animals at the local auction	R2 508,20
6458	Ayanda Mbanga Communications	Bid invitation for suitable service provider for 3 years(Occupational health)	R3 612,75
6245	Tunimart Travel Agency	Hire of conference venue for bid specification committee meeting to be held in Underberg for 2 days. From: 09/03/2021 to: 10/03/2021	R3 662,00
6097	Mzwentaba Trading & Projects	Procurement of surgical face masks to support during world TB Day on the 25th March 2021	R2 700,00
6466	Ayanda Mbanga Communications	Advert on local newspaper for the draft intergrated waste management plan inviting the public for their comments and inputs	R3 542,92
6261	Tunimart Travel Agency	Accommodation for 2 Mayor's bodyguards escorting the mayor to the strategic planning session of women's caucus at Karradine. Check In: 16/03/2021 Out: 17/03/2021	R3 015,00
6467	Ayanda Mbanga Communications	Public notice for an extention of contract to be advertised on the local newspapers	R2 114,62
6268	Jabulani and Nobuhle Trading	Catering/Platter for 20 people attending disaster management advisory and community safety forum meeting at Bulwer CSC on the 18th March 2021	R2 000,00
6275	Tunimart Travel Agency	escorting the MM to Durban. Check In: 21/03/2021 Out: 22/03/2021	R2 530,00
6286	Dunamis Power Multi Services	Procurement of x10 security seal bags	R1 990,00
Total			R34 427,99

0000201

FORMAL WRITTEN QUOTATIONS BETWEEN R5001--R200 000 (Annexure A) FOR MARCH 2021			
Order Numbers	Company Name	DESCRIPTION OF SERVICE RENDERED	Amount
6243	Double DM Trading & Projects	Procurement of Disaster relief material: x30 Winter Blankets; x30 Foam Mattresses; x30 Heavy duty plastic sheets	R29 400,00
6219	Powervision Technologies cc	Procurement of SSL Certificate	R14 610,00
6218	Powervision Technologies cc	Installation of new network points: x12 New; x28 Existing and x1 Access point	R 29 386,00
6457	Ayanda Mbanga Communications	Publication: Advertisement for the adjustment budget and SDBIP for 2020/21	R 9 637,00
6233	Rotrat Enterprise (Pty) Ltd	Procurement of a new laptop for the Municipal Manager- Mr NC Vezi	R 13 500,00
6222	Versatile Office Furniture	Procurement of cupboard to be used as storage of aimal medication	R 6 943,31
6455	Ayanda Mbanga Communications	external body to serve as an appeal authority for the municipality	R5 087,97
6288	K2015361073 (South Africa)	Creighton	R6 100,00
6251	Luswano Group (Pty) Ltd	Procurement of medical PPE to support during child Protection week and GBV shelter in Creighton- x17 (25L) Sanitizer; x17 Themometers and 40 (1L) Spray bottles	R28 405,00
6282	Malala Amahle Business Enterprise	Procurement of x4 (20L) Weed killer for PWBS Centres	R 10 000,00
6281	The Element Family	Hire of sound system with mobile microphones and a back up generator for people attending Matric awards ceremony in Bulwer Hall	R 5 000,00
6469	Ayanda Mbanga Communications	Computer Assistant-Vacancy (Cyber cadet) on Local newspaper	R 8 778,31
6464	Ayanda Mbanga Communications	Bid Invitation for 6 tenders	R 8 705,96
6461	Ayanda Mbanga Communications	Bid Invitations for 3 tenders	R 5 515,03
6462	Ayanda Mbanga Communications	Bid Invitations for 7 tenders	R 9 933,24
6468	Ayanda Mbanga Communications	Bid Invitation for the Design and implementation of Electrication on the local newspaper	R 13 979,03
6257	Shemuntu and Son's	Offloading of septic tank- x4 loads for Creighton Main Offices	R 8 000,00
6096	Sdudula Trading & Projects	Procurement of laundry material for Mantanteni Trading Project in Ward 14- x1 Automatic Washing Machine (17kg); x1 Speed queen tumber dryer (8,2kg)	R 27 800,00
6098	Laduma Sports & Mzansi Projects	Procurement of PPE for LED Unit- x5 Workmen's Boots; x10 Rain Suits; x10 Winter Jackets; x5 Bucket hats; x10 Pair of gloves; x5 Set of overall suits; x10 Golf t-shirts	R 23 862,50
6226	Bidvest Waltons	Procurement of Office Stationery- x10 Black Pens 60's; x10 Technical Pencils 12's; x5 Boxes Pencil Leads; x100 Counter books (2 Quire); x50	R 12 288,90
6265	lfutho Investment	Procurement of stationery- x100 Boxes of A4 Papers and x100 Staples	R 29 951,75
6266	Bhilli Trading	Catering for back to school campaign- x12 Hot platter; x12 Sandwich platters and x180 Soft drinks	R 13 700,00
6271	Mathutha Trading Enterprise	Procurement of cleaning for PWBS Centres- x7 (20L) Pine gel; x7(20L) Dish washing liquid; x7(25L) Jeyes fluid;x7(25L) Hand soap; x7 All purpose cleanser; x7 Bowl cleaner; x3(5L) Air freshner Blocks; 20 Brooms and x20 Mops	R 27 840,00
6253	Powervision Technologies cc	Wifi Installation at Bulwer CSC- x4 Wifi network installation; x4 Access points; x1 Cabinet; 1 Switch; x9 Setup & installation	R 28 806,00
6276	K2019285591 (South Africa)	Procurement of 10 suitcases for Matric awards ceremony to be awarded to the top 10	R 21 500,00
6280	Senzy Trading Enterprise	Catering for 100 people attending matric awards ceremony that was held in Bulwer Hall.	R 10 000,00
6221	CPW Printers	Procurement of 160 attendance registers for the municipality	R 11 150,40
6244	Umzukulu kaSgubudu Trading	Procurement of animal feed for pounded animals- x20 Bales; x30 Sweet-feed pellets 50kg; x10 Iodated conse salt	R 28 980,00
6250	Ngwadleni Construction cc	Catering for 35 participants for 2 days attending Health & safety on construction site training that was held at Bulwer CSC on the 10th March to the 11th of March 2021	R 6 580,00
6384	K2019285591 (South Africa)	Procurement of 15 signage boards for war rooms	R 29 800,00
6249	Tunimart Travei Agency	Accommodation for Mrs NN Vakalisa attending Municipal Finance Management Programme in Durban. Check In: 14/03/2021- Check Out: 17/03/2021	R 5 257,50
6100	Tunimart Travel Agency	Accommodation for Ms J Radebe attending Municipal Finance Management Programme in Durban. Check In: 14/03/2021- Check Out: 17/03/2021	R 5 257,50

6242	Tunimart Travel Agency	Accommodation for Miss Z Mlata attending Municipal Finance Management Programme in Durban. Check In: 14/03/2021- Check Out: 17/03/2021	R 5 257,50
6241	Tunimart Travel Agency	Accommodation for Miss Z Mlata attending Municipal Finance Management Programme in Durban. Check In: 18/04/2021- Check Out: 21/04/2021	R 5 257,50
6099	Tunimart Travel Agency	Accommodation for Ms J Radebe attending Municipal Finance Management Programme in Durban. Check In: 18/04/2021- Check Out: 21/04/2021	R 5 257,50
6309	Tunimart Travel Agency	Accommodation for Mr J Sondezi, Mr M Sibisi and Mr SA Radebe attending an arbitration meeting in Durban. Check In: 29/03/2021 Out: 30/03/2021	R 6 757,50
6302	Tunimart Travel Agency	Hire of conference venue for 20 people attending a meeting about Sanipass Boarders	R 9 755,00
6301	Tunimart Travel Agency	Lunch for 15 artists for 4 days attending a training in Durban	R 6 298,81
6305	Tunimart Travel Agency	Accommodation for Mrs C Taylor and Miss X Khumalo attending the WSP workshop in Port Edward. Check In: 23/03/2021; Check Out: 25/03/2021	R 6 390,00
6279	Underberg Forge	Procurement of x4(25L) F10 SC Disinfectant for Protection services unit-Fire	R 24 649,33
6254	Nashua-PMB	Procurement of a new laptop, Microsoft Office and a Backpack for Miss T Gamede at Creighton Library	R 25 027,45
6287	Zanone Trading & Projects (Pty) Ltd	Procurement of medication for impounded animal for both Creighton and Himeville. X4 Hitet (120) 500ml; x4 Maxitet LA(500ml); x4 Terramycin LA(500ml); x2 Co opers Supadi(5L)	R 12 321,70
			R602 727,69

**DEVIATION
IIRREGULAR EXPENDITURE
FRUITLESS AND WASTEFULL EXPENDITURE
UNAUTHORISED EXPENDITURE**

DEVIATION FOR THE MONTH ENDED- 31 MARCH 2021 (ANNEXTURE A)

ORDER NO.	COMPANY NAME	AMOUNT	DESCRIPTION OF SERVICE	REASON
		<u>R 0,00</u>		

IRREGULAR EXPENDITURE FOR THE MONTH ENDED- 31 MARCH 2021 (ANNEXTURE B)

ORDER NO.	COMPANY NAME	AMOUNT	DESCRIPTION OF SERVICE	REASON
		<u>R 0,00</u>		

FRUITLESS AND WASTEFUL EXPENDITURE FOR THE MONTH ENDED- 31 MARCH 2021 (ANNEXTURE F)

ORDER NO.	COMPANY NAME	AMOUNT	DESCRIPTION OF SERVICE	REASON
		<u>R 0,00</u>		

UNAUTHORISED EXPENDITURE FOR THE MONTH ENDED- 31 MARCH 2021 (ANNEXTURE G)

ORDER NO.	COMPANY NAME	AMOUNT	DESCRIPTION OF SERVICE	REASON
		<u>R 0,00</u>		

ORDER NO.	COMPANY NAME	AMOUNT	DESCRIPTION OF SERVICE	REASON
		<u>R0,00</u>		

0000205

FUNERAL SUPPORT

**AWARDS BETWEEN
R 30 000,01 - R 200 000,00**

9.1 BIDS BELOW R 200 000,00 AWARDED IN THE PERIOD OF MARCH 2021

COMPANY NAME	SERVICES RENDERED	AMOUNT	PROCUREMENT PLAN	REPORTED ON ETENDER
Ceeeye's Institute of Fashion JV Injiya Trading & Projects	Service provider to conduct training for 30 Fashion Designers in sewing	R 133 500,00	Yes	
Microzone Trading 747 cc	laying	R 162 150,00	Yes	
Microzone Trading 747 cc	Service provider to conduct training on block manufacturing	R 162 150,00	Yes	
Alwa and Zena Projects	Supply and delivery of protective clothing for public works staff	R 168 457,75	Yes	
Masbonisaneni Sonke Trading and Projects	Construction of Sukuma Sakhe House	R 126 500,00	Yes	
Pretty Magwaza Assessment and Counselling Consultancy	Provision for Psychologist services	R 79 500,00	Yes	
Wild Ginger Creative Consulting (Pty) Ltd	Provision of 135 back to school vouchers	R 93 150,00	Yes	
TOTAL		R 925 407,75		

BIDS AWARDED MORE THAN R 200 000,01

9.1 BIDS ABOVE R 200 000,00 AWARDED IN THE PERIOD OF MARCH 2021

COMPANY NAME	SERVICES RENDERED	AMOUNT	PROCUREMENT PLAN	REPORTED ON ETENDER
NUD Towing and Recovery (Pty) Ltd	Panel of 6(Six) Service providers for towing services for a period of 3 years		Yes	
TOTAL		R 0,00		

C000211

FUEL ORDERS

PETROL ORDERS FOR PERIOD OF MARCH 2021				
ORDER NUMBERS	Company Name	CSD REPORT	Service	Amount
6285	Lusted and Johnson	MAAA0514773	Procurement of petrol for brushcutters to be used for Himeville centre- 26/03/2021	R1 920,00
6284	Lusted and Johnson	MAAA0514773	Procurement of petrol for brushcutters to be used for Underberg centre- 26/03/2021	R1 920,00
6307	Lusted and Johnson	MAAA0514773	Procurement of petrol for brushcutters to be used for Donnybrook centre- 25/03/2021	R1 920,00
6238	Lusted and Johnson	MAAA0514773	Procurement of petrol for brushcutters to be used for Himeville centre- 04/03/2021	R1 980,00
6237	Lusted and Johnson	MAAA0514773	Procurement of petrol for brushcutters to be used for Underberg centre- 04/03/2021	R1 980,00
6235	Lusted and Johnson	MAAA0514773	Procurement of diesel for Truck donated by KZN-COGTA	R1 800,00
6236	Lusted and Johnson	MAAA0514773	Procurement of petrol for brushcutters to be used for Creighton centre- 04/03/2021	R1 980,00
6094	Lusted and Johnson	MAAA0514773	Procurement of diesel for backup generator for Creighton offices 10/03/2021	R1 856,40
6255	Lusted and Johnson	MAAA0514773	Procurement of diesel for backup generator for Creighton offices 16/03/2021	R1 920,00
6306	Lusted and Johnson	MAAA0514773	Procurement of petrol for brushcutters to be used for Bulwer centre- 25/03/2021	R1 920,00
6304	Lusted and Johnson	MAAA0514773	Procurement of petrol for brushcutters to be used for Creighton centre- 23/03/2021	R1 920,00
6303	Lusted and Johnson	MAAA0514773	Procurement of diesel for Municipal Backup generator for Creighton offices- 23/03/2021	R1 950,00
6239	Lusted and Johnson	MAAA0514773	Procurement of petrol for brushcutters to be used for Bulwer centre- 04/03/2021	R1 980,00
				R25 046,40

0000213

TRANSVERSAL CONTRACT

0000214

TRANSVERSAL ORDERS (Annexure A) FOR MARCH 2021			
Order Numbers	Company Name	SERVICE	Amount
6460	Bidvest McCarthy- Isuzu	Procurement of 2 Extended cabs and x1 Double cab	R1 704 322,00
			R1 704 322,00

0000215

SUB-CONTRACTS

0000216

SUBCONTRACTS FOR THE MONTH ENDED MARCH 2021

COMPANY NAME	SERVICES RENDERED	AMOUNT	PROCUREMENT PLAN
TOTAL		-	

% STATISTICS ANALISYS REPORT
(Location, youth and woman)

% STATISTICS REPORT ON SCM ORDERS
SUMMARY OF ORDERS FOR THE PERIOD OF MARCH 2021 (see Annexure A)

Expenditure Per Location							
DESCRIPTION	RANGE	AMOUNT	NDZ	DISTRICT	KZN	SA	
Verbal Quotations	R0.01-R2000	R 20,808.56	R 11,485.61	R -	R 8,818.55	R 504.40	
Verbal or Written Quotations	R2001-R5000	R 34,427.99	R 12,862.00	R -	R 21,565.99	R -	
Formal Written Quotations	R 5001-R 30000	R 602,727.19	R 261,426.03	R -	R 341,301.16	R -	
TOTAL GENERAL ORDERS		R 657,963.74	R 285,773.64	R -	R 371,685.70	R 504.40	
Tenders	Above R200 001	R -	R -	R -	R -	R -	
Quotations	R 30001-R 200000	R 925,407.75	R -	R -	R 925,407.75	R -	
Petrol Orders		R 25,046.40	R -	R 25,046.40	R -	R -	
Funeral Assistance Orders		R -	R -	R -	R -	R -	
Deviations		R -	R -	R -	R -	R -	
Irregular Expenditure		R -	R -	R -	R -	R -	
Fruitless and wasteful expenditure		R -	R -	R -	R -	R -	
Unauthorised expenditure		R -	R -	R -	R -	R -	
Transversal Contract		R 1,704,322.00	R -	R -	R -	R 1,704,322.00	
Subcontracts		R -	R -	R -	R -	R -	
TOTAL ORDERS		R 3,312,739.89	R 285,773.64	R 25,046.40	R 1,297,093.45	R 1,704,826.40	

	% Spent Per Location
NDZ	R 285,773.64 9%
DISTRICT	R 25,046.40 1%
KZN	R 1,297,093.45 39%
SA	R 1,704,826.40 51%

TOTAL EXPENDITURE

Gender % Ownership

	%Woman	%Youth ownership	%Disabled	These rates are based on Total expenditure per Location
NDZ	67%	61%	0%	
DISTRICT	0%	0%	0%	
KZN	52%	21%	0%	
SA	0%	0%	0%	



PROCUREMENT PLAN IMPLEMENTATION REPORT/ BIDS AND QUOTATION PROGRESS REPORT FOR MARCH 2021

DR NKOSAZANA DLAMINI ZUMA MUNICIPALITY

SUPPLY CHAIN MANAGEMENT

**PROCUREMENT PLAN IMPLEMENTATION
REPORT/ BIDS AND QUOTATION PROGRESS
REPORT FOR MARCH 2021**

Description	Bid No	Closing Date	Targate date	Status	Comment
Electrification of [GREATER STEPMORE PH 3(fareway,ntwasahlobo,Mqutshana),GREATER HNLANHLENI/GOXHILL PH3,GREATER UNDERBERG PH 3(Khubeni,ST Frances),GREATER BULWER PH 3(Khenana,Xosheyakhe,Dingeka,Ngonyama,Ntokoz weni),GREATER NKUMBA PH 3(Ntabamakhaba,mazizini,Sharp)]	PWBS-B001/20/21	10/07/2020	Awarded	Awarded	Awarded
Electrification of [GREATER AMAKHUZE/CABAZI PH3(zidweni, Madwaleni,Phayidali,Sdangeni)Khukhul elar/Nomagaga PH3(Dazini,Ndodeni)CENTOCOW/HLABENI PH3(Ngcsheni,Sbovini,Scedeni)Gqumeni/Mqundek weni PH3(Tars valley),GREATER NGWAGWANE PH3(Sonyongwane,Mkhazeni,Mwaneni)]	PWBS-B002/20/21	10/07/2020	Awarded	Awarded	Awarded
Electrification of [GREATER NKWEZELA PH 3(Bhambatha,Tafuleni,Sopholile),BHIDLA/SIZANENU ANA PH 3(Mqilela,Iubovana,Mphithini),GREATER DONNYBROOK PH 3(Dumabezwe,Seaford),MJILA/GREIGHTON PH 3(Ndebeni,Nomgidi)SANDANEZWE/MASAMINI PH 3(Khethokuhle,Sawoti,Jani)]	PWBS-B003/20/21	10/07/2020	Awarded	Awarded	Awarded
Renovation of Himeville Office	PWBS-Q005/20/21	3/2/2021	March	Evaluation	
Supply, Delivery and Installation of Water Tanks	PWBS-Q009/20/21	31/07/2020	February	Evaluation	
Supply and Installation of Bulwer Cemetery fencing	PWBS-Q001/20/21	3/02/2021	April	Evaluation	

Renovation of Himeville Transfer station	PWBS-Q012/20/21	3/2/2021	April	Evaluation	
Supply and Delivery of Fire Fighters Uniform	COMM-Q007/20/21	31/07/2021	February	Evaluation	
Renovation of Old Main Building	PWBS-Q008/20/21	31/07/2020	April	Re-advert	
Renovation of Creighton Pound	PWBS-Q011/20/21	31/07/2020	April	Re-advert	
Renovation of Creighton Flats	PWBS-Q010/20/21	3/2/2021	May	Evaluation	
Renovation of Himeville Pound Fencing	PWBS-Q006/20/21	3/2/2021	May	Evaluation	
Renovation of LOT 3	PWBS-Q002/20/21	31/07/2020	April	Re-advert	
Renovation of LOT 87	PWBS-Q050/20/21	12/4/2021	May	Awaiting for closing	
Renovation of LOT 68	PWBS-Q003/20/21	1/4/2021	May	Awaiting for evaluation	
Maintenance of LOT 95	PWBS-Q004/20/21	31/07/2020	April	Re-advert	
Provision of Internal Audit services	BTO-Q014/20/21	11/09/2020	April	Re-advert	
Supply and Delivery of a 6M Container	PWBS-Q015/20/21	31/08/2020	Awarded	Awarded	
Supply and Delivery of Fire Beaters and Knapsack Tanks	COMM-Q016/20/21	31/08/2020	Cancelled	Cancelled	
Supply and Delivery of Car Wash Material	COMM-Q018/20/21	27/08/2020	Awarded	Awarded	
CREIGHTON ROAD ASPHALT SURFACING PHASE 6	PWBS-B004/20/21	28/09/2020	Awarded	Awarded	

DONNYBROOK ROAD ASPHALT SURFACING PHASE 3	PWBS-B005/20/21	28/09/2020	Awarded	Awarded	Awarded
BULWER ROAD ASPHALT SURFACING PHASE 7	PWBS-B006/20/21	28/09/2020	Awarded	Awarded	Awarded
UNDERBERG ROAD ASPHALT SURFACING PHASE 3	PWBS-B004/20/21	28/09/2020	Awarded	Awarded	Awarded
HIMEVILLE ROAD ASPHALT SURFACING PHASE 2	PWBS-B005/20/21	28/09/2020	Awarded	Awarded	Awarded
RENOVATION OF HIMEVILLE OFFICE	PWBS-Q005/20/21	22/01/2021	April	Evaluation	Evaluation
RENOVATION / MAINTENANCE OF NEITHERBY COMMUNITY HALL	PWBS-B018/20/21	30/09/2020	Awarded	Awarded	Awarded
RENOVATION /MAINTENANCE OF BAZINI HALL	PWBS-B019/20/21	30/09/2020	Awarded	Awarded	Awarded
RENOVATION/MAINTENANCE OF BETHLEM	PWBS - B020/20/21	30/09/2020	Awarded	Awarded	Awarded
RENOVATION/MAINTENANCE OF MAGQUBENI HALL	COMM-B021/20/21	30/09/2020	Awarded	Awarded	Awarded
RENOVATION/MAINTENANCE OF MNYAMENI HALL	PWBS-B022/20/21	30/09/2020	April	Evaluation	Evaluation
RENOVATION/MAINTENANCE HIMEVILLE FENCING	PWBS-B023/20/21	30/09/2020	Awarded	Awarded	Awarded
RENOVATION/MAINTENANCE OF MQATSHENI HALL	COMM-B024/20/21	30/09/2020	April	Evaluation	Evaluation
PANEL OF 6 SERVICE PROVIDERS FOR MAINTENANCE AND INSTALLATION OF AIRCONDITIONER FOR 3 YEARS	PWBS-B010/20/21	12/10/2020	April	Evaluation	Evaluation

PANEL OF 6 SERVICE PROVIDERS FOR MAINTENANCE AND INSTALLATION OF ELECTRICAL WORKS FOR 3 YEARS	PWBS-B011/20/21	12/10/2020	April	Evaluation	Evaluation
PANEL OF 6 SERVICE PROVIDER FOR REPAIRS AND MAINTENANCE FOR A PERIOD OF 3 YEARS	PWBS-B012/20/21	12/10/2020	April	Evaluation	Evaluation
PANEL OF 10 SERVICE PROVIDER FOR FUNERAL PARLOUR FOR A PERIOD OF 3 YEARS	MM-B013/20/21	23/02/2021	April	Re-advert	
PANEL OF 6 SERVICE PROVIDER FOR (TRAFFIC, FIRE FIGHTERS AND DISASTER UNIFORM) FOR A PERIOD OF 3YEARS	COMM-B014/20/21	23/02/2021	April	Evaluation	Evaluation
PANEL OF 6 ENVIRONMENTAL CONSULTANTS TO DEVELOP ENVIRONMENTAL STUDIES FOR DR NKOSAZANA DLAMINI ZUMA LOCAL MUNICIPALITY FOR A PERIOD OF 3 YEARS	PWBS-B015/20/21	23/02/2021	April	Evaluation	Evaluation
PANEL OF 6 SERVICE PROVIDER FOR TOWING SERVICES FOR A PERIOD OF 3 YEARS	COMM-B016/20/21	12/10/2020	April	Evaluation	Evaluation
SERVICE PROVIDER FOR PROVISION OF ACTUARIAL VALUATION OF LONG SERVICE AWARDS LIABILITY ,BULWER AND CREIGHTON LANDFILL SITES AND CLOSURE FOR A PERIOD OF 3 YEARS	BTO-B017/20/21	27/01/2021	April	Evaluation	Evaluation
SUPPLY AND DELIVERY OF CONCRETE PIPES	PWBS-Q020/20/21	30/09/2020	Awarded	Awarded	Awarded
SUPPLY AND DELIVERY OF SKIP TRUCK	PWBS-B025/20/21	11/11/2020	Awarded	Awarded	Awarded
RENOVATION/MAINTENANCE OF JUNCTION COMMUNITY HALL	PWBS-B026/20/21	28/10/2020	Awarded	Awarded	Awarded
RENOVATION /MAINTENANCE OF MASAMINI COMMUNITY HALL	PWBS-B027/20/21	28/10/2020	Awarded	Awarded	Awarded

PROPOSAL OF GADGET CONTRACT FOR 2 YEARS	CORP-B028/20/21	11/11/2020	April	Evaluation	Evaluation
SUPPLY AND DELIVERY OF 10 WASTE SKIP BINS	PWBS-B029/20/21	11/11/2020	Awarded	Awarded	Awarded
HOSTING OF EMAILS FOR A PERIOD OF 3 YEARS	CORP-B030/20/21	11/11/2020	April	Evaluation	Evaluation
CREIGHTON LIBRARY PHASE 2	PWBS-B031/20/21	11/11/2020	Awarded	Awarded	Awarded
PANEL OF 6 TOWN PLANNING CONSULTANTS TO PROVIDE TOWN PLANNING FOR NDZ LOCAL MUNICIPALITY	PD-B032/20/21	24/11/2020	April	Evaluation	Evaluation
UPGRADE OF UNDERBERG TOWN PHASE 1 USING TURNKEY STRATEGY	PWBS-B033/20/21	23/11/2020	Awarded	Awarded	Awarded
UPGRADE OF BULWER TOWN PHASE 1 USING TURNKEY STRATEGY	PWBS-B034/20/21	23/11/2020	Awarded	Awarded	Awarded
UPGRADE OF CREIGHTON TOWN PHASE 1 USING TURNKEY	PWBS- B035/20/21	23/11/2020	Awarded	Awarded	Awarded
SUPPLY AND INSTALLATION OF ANTIVIRUS VOLUME	PWBS-Q027/20/21	12/10/2020	Awarded	Awarded	Awarded
SUPPLY AND INSTALLATION OF CAMERAS	PWBS-Q028/20/21	12/10/2020	February	Evaluation	Evaluation
SERVICE PROVIDER TO CONDUCT PUBLIC PARTICIPATION TRAINING	CORP-Q025/20/21	7/12/2020	February	Evaluation	Evaluation
RENOVATION/MAINTENANCE OF CREIGHTON COMMUNITY HALL	PWBS-B038/20/21	8/1/2021	April	Evaluation	Evaluation

SUPPLY AND DELIVERY OF FIRE FIGHTING EQUIPMENT	COMM-Q019/20/21	7/12/2020	Awarded	Awarded	Awarded
SERVICE PROVIDER TO CONDUCT DRIVER PUMP OPERATOR TRAINING FOR 4 FIRE FIGHTERS	CORP-Q013/20/21	7/12/2020	April	Evaluation	Evaluation
SUPPLY, DELIVERY AND INSTALLATION OF LIGHTNING CONDUCTORS	COMM-Q029/20/21	7/12/2020	Awarded	Awarded	Awarded
SERVICE PROVIDER TO CONDUCT TRAINING FOR 30 FASHION DESIGNERS IN SEWING	COMM-Q030/20/21	9/12/2020	March	Awarded	Awarded
SERVICE PROVIDER TO CONDUCT TRAINING ON LIVESTOCK ARTIFICIAL INSEMINATION FOR 30 RURAL BASED CATTLE OWNERS	COMM-Q031/20/21	9/12/2020	March	Evaluation	Evaluation
SERVICE PROVIDER TO CONDUCT TRAINING ON BLOCK MANUFACTURING	COMM-Q032/20/21	9/12/2020	March	Awarded	Awarded
SERVICE PROVIDER TO CONDUCT TRAINING ON BRICK LAYING	COMM-Q033/20/21	9/12/2020	March	Awarded	Awarded
PEACE OFFICER TRAINING	CORP-Q034/20/21	25/1/2021	May	Evaluation	Evaluation
SUPPLY AND DELIVERY OF PROTECTIVE CLOTHING FOR PUBLIC WORKS STAFF	PWBS-Q035/20/21	15/02/2021	March	Awarded	Awarded
FIRE ARM TRAINING	COMM-B039/20/21	16/2/2021	May	Evaluation	Evaluation
BRANDED CHAIRS AND TABLES	PWBS-B037/20/21	29/1/2021	May	Evaluation	Evaluation
CALIBRATION OF SPEED CAMERA MACHINE	COMM-B040/20/21	16/2/2021	May	Evaluation	Evaluation
CALIBRATION OF ALCOHOL BREATHALYZER	COMM-B041/20/21	16/2/2021	May	Evaluation	Evaluation

SUPPLY AND DELIVERY OF PROTECTIVE CLOTHING(FIRE KIT)	COMM-Q038/20/21	19/2/2021	May	Evaluation	
SUPPLY AND DELIVERY OF 4 LAPTOPS	CORP-Q040/20/21	3/3/2021	May	Evaluation	
PROCUREMENT OF SELF CONTAINED BREATHING APPARATUS	COMM-Q041/20/21	3/3/2021	May	Evaluation	
SCHOOL UNIFORM VOUCHERS	COMM-Q042/20/21	3/3/2021	May	Evaluation	
SERVICER PROVIDER TO CONDUCT PSYCHOLOGIST SERVICES	CORP-Q044/20/21	22/2/2021	May	Evaluation	
SUPPLY AND DELIVERY OF SEWING MATERIAL SUPPORTING NONDELELA FASHION DESIGNER	COMM-Q045/20/21	22/2/2021	May	Evaluation	
CONSTRUCTION OF SUKUMA SAKHE	CORP-Q046/20/21	3/3/2021	May	Evaluation	
SUPPLY AND DELIVERY OF LEATHER WORKS	COMM-Q047/20/21	12/3/2021	June	Evaluation	
SERVICE PROVIDER TO CONDUCT CHILDREN DAY AND CHILD PROTECTION	COMM-Q048/20/21	24/03/2021	June	Evaluation	
SUPPLY AND DELIVERY OF SALON EQUIPMENT	COMM-Q049/20/21	24/03/2021	June	Evaluation	
SUPPLY AND DELIVERY OF BAKERY EQUIPMENT SERVICE PROVIDER TO DEVELOP	COMM-Q039/20/21	24/03/2021	June	Evaluation	
VIDEOGRAPHY AND PHOTOGRAPHY(DESTINATION VIDEO & PHOTOS)	COMM-Q022/20/21	24/03/2021	June	Evaluation	
SUPPLY AND DELIVERY OF MOBILE KITCHEN	COMM-Q043/20/21	24/03/2021	June	Evaluation	
SUPPLY AND DELIVERY OF 4 LAPTOPS	CORP-Q040/20/21	3/3/2021	June	Evaluation	
PANEL OF 3 OCCUPATIONAL HEALTH PROFESSIONAL FOR 3 YEARS	CORP-B043/20/21	5/4/2021	June	Awaiting for evaluation	
HOSTING OF EMAILS AND WEBSITE FOR PERIOD OF 3 YEARS	CORP-B044/20/21	12/4/2021	June	Awaiting for closing	
PROVISION FOR ADVERTISING FOR 3 YEARS	CORP-B045/20/21	12/4/2021	June	Awaiting for closing	

SERVICE PROVIDER TO CONDUCT BUSINESS SUPPORT FOR GUARD01 AND 04 FOR HOMESTAYS	COMM-B046/20/21	29/03/2021	June	Awaiting for evaluation	
PROVISION OF CODE 14 LICENCE TRAINING FOR 30 PEOPLE	COMM-B047/20/21	26/03/2021	June	Awaiting for evaluation	
STANDBY GENERATORS	PWBS-B048/20/21	29/03/2021	June	Awaiting for evaluation	
SUPPLY, DELIVERY AND INSTALLATION OF PARKHOME-OFFICE IN CREIGHTON MAIN OFFICES	PWBS-B049/20/21	29/03/2021	June	Awaiting for evaluation	
REPAIRS AND MAINTENANCE OF BULWER HALL	PWBS-B050/20/21	29/03/2021	June	Awaiting for evaluation	
SUPPLY AND DELIVERY OF RIDE ON MOWERS & BRUSH CUTTERS	PWBS-B051/20/21	29/03/2021	June	Awaiting for evaluation	
REPAIRS AND MAINTENANCE OF MALIYAVUZA HALL	PWBS-B052/20/21	29/03/2021	June	Awaiting for evaluation	
LED CONCRETE SLAB	COMM-B054/20/21	26/03/2021	June	Awaiting for evaluation	
PANEL OF 3 SUPPLY AND DELIVERY DISASTER RELIEF MATERIAL	COMM-B055/20/21	12/4/2021	June	Awaiting for closing	
PANEL OF 3 DISASTER EMERGENCY FOOD PARCELS FOR A PERIOD OF 3 YEARS	COMM-B056/20/21	12/4/2021	June	Awaiting for closing	
SUPPLY AND DELIVERY OF AGRICULTURAL EQUIPMENT	COMM-B057/20/21	29/03/2021	June	Awaiting for evaluation	
SUPPLY,INSTALL & DELIVERY OF 8 BUS SHELTERS	PWBS-B058/20/21	29/03/2021	June	Awaiting for evaluation	
SUPPLY AND DELIVERY FOR TRAFFIC FIRE FIGHTERS AND DISASTER DEPARTMENT UNIFORM	COMM-B060/20/21	12/04/20/21	June	Awaiting for closing	
PANEL OF 4 ELECTRICAL SERVICE PROVIDER TO DESIGN AND IMPLEMENT ELECTRIFICATION PROJECTS FOR 3 YEARS IN PHASES USING TURNKEY STRATEGY	PWBS-B001/20/21	26/04/2021	June	Awaiting for closing	

**DR NKOSAZANA DLAMINI ZUMA LOCAL MUNICIPALITY
COMMITMENTS FOR THE MONTH END 31/03/2021 (Below R30 000,00)**

Orde no.	Supplier	Description	Order amount.	Amount excluding VAT	VAT	Total amount
6208	Alpha office stationers	Procurement of 2 wooden hanger filling kit, lan R11R145 CAT 5e cable tester, computer maintenance device repair , zipper storage case.	R21,735,00	R18,900,00	R2,835,00	R21,735,00
6205	Anvision computers	Service of medical assessment and give an opinion on the state of health of three municipal employees	R1,924,00	R1,673,04	R250,96	R1,924,00
6259	Asibambisane occupational health services	Procurement of kettle for municipal offices	R1 200,00	R1 200,00	None	R1 200,00
6290	Akhona manxamalala	Advert for adjustment budget and SDBIP for 2020/21 financial year	R1 050,00	R1 050,00	None	R1 050,00
6457	Ayanda mbanga	Advert for corp-8043/20/21 occupational on the local newspaper	R9 687,00	R8 380,00	None	R9 637,00
6458	Ayanda mbanga	Procurement of attendance register for municipal employees	R3 612,75	R3 141,52	R471,23	R3 612,75
6221	CPW PRINTERS	Psychologist to render counselling services for emergency personnel	R11 150,40	R9 696,00	R1 454,40	R11 150,40
7006	Dr J Ndlovu	Procurement of security seal	R16,949.00	R16,949.00	None	R16,949.00
6286	Dunamis power multi service	Procurement of office stationery	R1 990,00	R1 990,00	None	R1 990,00
6395	Go mobile project (pty)ltd	Procurement of signage boards on war room of the municipality	R21 55,00	R21,055.00	None	R21 55,00
6384	K2019285591(South Africa)	Procurement of suitcases for matric awards	R29 850,00	R29 850,00	None	R29 850,00
6276	K2019285591(South Africa)	Lunch for ward committees meeting	R21 500,00	R21 500,00	None	R21 500,00
6288	K2015361073	Procurement of protective clothing to be utilised by the LED unit	R6 100,00	R6 100,00	None	R6 100,00
6098	Laduma sports and mzansi projects	Procurement of medical PPE to support during child protection weak	R23 862,50	R20 750,00	R3 112,50	R23 862,50
6251	Luswano group (pty)ltd	Procurement of surgical masks to support during world TB day	R28 405,00	R28 405,00	None	R28 405,00
6097	Mzwentaba trading and projects	Procurement of weed killer	R2 700,00	R2 700,00	None	R2 700,00
6282	Malala amahle business enterprise	Verification of qualifications for 62 emp	R10 000,00	R10 000,00	None	R10 000,00
6213	Management integrity evaluation	Catering for participants in the health and safety on construction site training	R5,456.00	R5,456.00	None	R5,456.00
6250	Ngwadleni construction cc	PABX callout for bulwer library	R6 580,00	R6 58,00	None	R6 580,00
7038	Nashua		R2,070.00	R1,800.00	R270,00	R2070,00

6281	The element family	Hire of sound system with mobile microphone and a back up generator for people attending matric award ceremony in bulwer hall	R5 000,00	R5 000,00	R5 000,00	None	R5 000,00
6219	Powervision technologies	Procurement of SSL certificate	14 610,00	14 610,00	R14 610,00	None	R14 610,00
6253	Powervision technologies	Wifi installation at bulwer CSC	28 806,00	28 806,00	R28 806,00	None	R28 806,00
6145	Patads signs and design	Branding of municipal vehicles	R18,350	R18,350	R18,350,00	None	R18,350,00
6257	Shemuntu and sons	Honey sucking of septic tank in the municipal creighton offices	R8 000,00	R8 000,00	R8 000,00	None	R8 000,00
6100	Turnimart travel agency	Accomodation for Ms J Radebe attending MFMP programme in DBN on the 17th April 2021	R5 257,50	R5 257,50	R5 257,50	None	R5 257,50
6241	Turnimart travel agency	Accommodation for Ms Z Mlata attending MFMP programme in DBN on the 18/04/2021	R5 257,50	R5 257,50	R5 257,50	None	R5 257,50
			R292 435,15	R293 704,92	R292 435,15	R8 394,09	R292 435,15

Prepared By:
Ms K Mbhele

Reviewed By:
Mr TM Ngcobo

Approved By:
Ms N Holiwe

REPORT ON OUTSTANDING INVOICES AND ORDERS
ONCE OFF SERVICES

ORDER NO.	COMPANY NAME	DESCRIPTION	AMOUNT	ORDER ISSUED DATE	EXPECTED DELIVERY DATE	DEADLINE MET/YES/NO	INVOICE DATE	INVOICED AMOUNT	OUTSTANDING INVOICE AMOUNT	STATUS OF INVOICE
6250	Asibambisane occupational health services	Service of medical assessment and give an opinion on the state of health of three municipal employees	R1 200,00	16/03/2021	30/03/2021	Yes	Not yet received	None	R1 200,00	
6259	Akhona manxamalala	Procurement of kettle for municipal offices	R1 050,00	29/03/2021	4-Apr	Yes	Not yet received	None	R1 050,00	
6226	Bidvest waltons	Procurement of office stationary	R12 288,90	4/3/2021	13/03/2021	Yes	5/3/2021	R12 288,90	None	Submitted to expenditure unit
6221	CPW PRINTERS	Procurement of attendance register for municipal employees	R11 150,40	10/3/2021	24/03/2021	Yes	Not yet received	None	R11 150,40	
6243	Double DM trading and projects	Procurement of disaster relief material	R29 400,00	8/3/2021	22/03/2021	Yes	15/03/2021	R29 400,00	None	Submitted to expenditure unit
6286	Dunamis power multi service	Procurement of security seal	R1 990,00	26/03/2021	9/4/2021	Yes	Not yet received	None	R1 990,00	
6240	Early works	Procurement of voice recorder for bid adjudication committee	R1 995,00	10/3/2021	24/03/2021	Yes	8/3/2021	R1 995,00	None	Submitted to expenditure unit
6289	Isibindi stationers	Procurement of 3 office stamp	R1 894,05	29/03/2021	10/4/2021	Yes	Not yet received	None	R1 894,05	
6265	Ifutho investment	Procurement of A4 printing paper	R29 951,75	17/03/2021	31/03/2021	Yes	15/03/2021	R29 951,75	None	Submitted to expenditure unit
6384	K2019285591(South Africa)	Procurement of signage boards on war room of the municipality	R29 850,00	12/3/2021	26/03/2021	Yes	Not yet received	None	R29 850,00	
6276	K2019285591(South Africa)	Procurement of suitcases for matric awards	R21 500,00	24/03/2021	25/03/2021	Yes	Not yet received	None	R21 500,00	
6288	K2013361073	Lunch for ward committees meeting	R6 100,00	26/03/2021	29/03/2021	Yes	Not yet received	None	R6 100,00	
6098	Laduma sports and mzansi projects	Procurement of protective clothing to be utilised by the LED unit	R23 862,50	10/3/2021	24/03/2021	Yes	Not yet received	None		
6251	Luswano group.(pty)ltd	Procurement of medical PPE to support during child protection weak	R28 405,00	12/3/2021	9/4/2021	Yes	Not yet received	None	R28 405,00	
6097	Mzwentaba trading and projects	Procurement of surgical masks to support during world TB day	R2 700,00	10/3/2021	24/03/2021	Yes	Not yet received	None	R2 700,00	
6232	Mpumelicious trading (pty)ltd	Catering for 60 people attending human rights day campaign	R4 500,00	1/3/2021	3/3/2021	Yes	4/3/2021	R4 500,00	None	Submitted to expenditure unit
6282	Malala amahle business enterprise	Procurement of weed killer -20L	R10 000,00	25/03/2021	8/4/2021	Yes	Not yet received	None	R10 000,00	
6252	Mbusiba trading	Procurement of refreshments for the office of the deputy mayor	R804,00	15/03/2021	29/03/2021	Yes	29/03/2021	None	R804,00	Submitted to expenditure unit
6250	Ngwadieni construction cc	Catering for participants in the health and safety on construction site training	R6 580,00	9/3/2021	10/3/2021	Yes	Not yet received	None	R6 580,00	
6219	Powervision technology	Procurement of SSI certificate	R14 610,00	1/3/2021	15/03/2021	No	Not yet received	None	R14 610,00	
6218	Powervision technology	Installation of new network points	R29 386,00	1/3/2021	15/03/2021	Yes	12/3/2021	R29 386,00	None	Submitted to expenditure unit
6233	Rotrat enterprise (pty)ltd	Procurement of new laptop for the Municipal Manager	R13 500,00	3/3/2021	17/03/2021	Yes	17/03/2021	R13 500,00	None	Submitted to expenditure unit
6096	Scudlula trading and projects	Procurement of laundry material for mantament trading in ward 14	R27 800,00	10/3/2021	24/03/2021	Yes	29/03/2021	R27 800,00	None	To expenditure unit
6281	The element family	Hire of sound system with mobile microphone and a back up generator for people attending matric award ceremony in bulwer hall	R5 00,00	25/03/2019	26/03/2021	Yes	Not yet received	None	R5 000,00	
6244	Urmzukulu kasgubudu trading	Procurement of animal feed for impounded animals	R28 980,00	10/3/2021	24/03/2021	Yes	15/03/2021	R28 980,00	None	Submitted to expenditure unit
6222	Versatile office furniture	Procurement of cupboard to be used as storage of animal medication	R5 635,00	10/3/2021	24/03/2021	Yes	30/03/2021	R5 635,00	None	Submitted to expenditure unit

Date : 06/04/2021

Prepared by : Miss K.Mibhele



signature

Approved by : Miss N Holiwe

signature

**REPORT ON OUTSTANDING ORDERS AND INVOICES
CONTRACTED SERVICES**

ORDER NO.	COMPANY NAME	DESCRIPTION	ISSUED DATE	INVOICE DATE	INVOICE AMOUNT	OUTSTANDING INVOICE AMOUNT	STATUS OF INVOICE
6464	Ayanda mbanga	Advert for provision of code 14 drivers licence training for 30 people	11/3/2021	17/03/2021	R8 705,96	None	Submitted to expenditure unit
6463	Ayanda mbanga	Advert for maintenance and installation of airconditioners	11/3/2021	17/03/2021	R8 092,32	None	Submitted to expenditure unit
6462	Ayanda mbanga	Supply and installation of parkhome office and renovation of Bulwer hall	11/3/2021	17/03/2021	R9 933,24	None	Submitted to expenditure unit
6461	Ayanda mbanga	Advert for hosting of emails and website for 3 years	11/3/2021	17/03/2021	R5 515,03	None	Submitted to expenditure unit
6457	Ayanda mbanga	Advert for adjustment budget and SDBIP for 2020/21 financial year	4/3/2021	Not yet received	None	R9 637,00	
6458	Ayanda mbanga	Advert for corp-B043/20/21 occupational on the local newspaper	4/3/2021	Not yet received	None	R3 612,75	
6455	Ayanda mbanga	Advert for the establishment of an external body to serve as Dr NDZ appeals authority	4/3/2021	15/03/2021	R5 087,97	None	Submitted to expenditure unit
6456	Ayanda mbanga	Advert for the unclaimed animals at the local auction	4/3/2021	15/03/2021	R2 508,20	None	Submitted to expenditure unit
6238	Lusted and Johnson	Procurement of petrol for himeville centre	4/3/2021	4/3/2021	R1 980,00	None	Submitted to expenditure unit
6237	Lusted and Johnson	Procurement of petrol for underberg centre	4/3/2021	4/3/2021	R1 980,00	None	Submitted to expenditure unit
6235	Lusted and Johnson	Procurement of diesel for KZN truck donated by COGTA	4/3/2021	4/3/2021	R1 800,00	None	Submitted to expenditure unit
6236	Lusted and Johnson	Procurement of petrol for creighton centre	4/3/2021	4/3/2021	R1 980,00	None	Submitted to expenditure unit
6094	Lusted and Johnson	Procurement of diesel to be used for back up generator	10/3/2021	10/3/2021	R1 740,00	None	Submitted to expenditure unit
6239	Lusted and Johnson	Procurement of petrol for bulwer centre	4/3/2021	4/3/2021	R1 980,00	None	Submitted to expenditure unit
6224	Lusted and Johnson	Procurement of petrol for brush cutters to be used in donnybrook centre	4/3/2021	4/3/2021	1 500,50	None	Submitted to expenditure unit
6304	Lusted and Johnson	Procurement of petrol to be used on brush cutters for creighton centre	23/03/2021	23/03/2021	R1 920,00	None	Submitted to expenditure unit
6284	Lusted and Johnson	Procurement of petrol for brush cutters to be used for underberg centre	26/03/2021	26/03/2021	R1 920,00	None	Submitted to expenditure unit
6285	Lusted and Johnson	Procurement of petrol for brush cutters to be used at Himeville centre	26/03/2021	26/03/2021	R1 920,00	None	Submitted to expenditure unit
6307	Lusted and Johnson	Procurement of petrol to be used for Donnybrook centres	25/03/2021	25/03/2021	R1 896,31	None	Submitted to expenditure unit

6303	Lusted and Johnson	Procurement of diesel for municipal back up generator	23/03/2021	23/03/2021	R1 933,75	None	None	Submitted to expenditure unit
6255	Lusted and Johnson	Procurement of diesel to be used for back up generator	16/03/2021	16/03/2021	R1 933,75	None	None	Submitted to expenditure unit
6271	Mathutha trading	Procurement of cleaning material	19/03/2021	Not yet received	None	R27 840,00	None	Submitted to expenditure unit
6218	Powervision technologies	Installation of new network points	1/3/2021	15/03/2021	R29 386,00	None	R14 610,00	Submitted to expenditure unit
6219	Powervision technologies	Procurement of SSL certificate	23/03/2021	Not yet received	None	None	R28 806,00	
6253	Powervision technologies	Wifi installation at bulwer CSC	15/03/2021	Not yet received	None	None	R8 000,00	
6257	Shemuntu and sons	Honey sucking of septic tank in the municipal creighton offices	16/03/2021	Not yet received	None	None	R8 000,00	
6099	Turnimart travel agency	Accommodation for Ms J Radebe attending MFMP programme in DBN	12/3/2021	15/03/2021	R5 257,50	None	None	Submitted to expenditure unit
6100	Turnimart travel agency	Accommodation for Ms J Radebe attending MFMP programme in DBN on the 17th April 2021	12/3/2021	Not yet received	None	R5 257,50	None	
6249	Turnimart travel agency	Accommodation for Mrs NN Vakalisa attending MFMP Programme in DBN on the 14th March 2021	9/3/2021	Not yet received	None	R5 257,50	None	
6241	Turnimart travel agency	Accommodation for Ms Z Mlata attending MFMP programme in DBN on the 18/04/2021	8/3/2021	Not yet received	None	R5 257,50	None	
6242	Turnimart travel agency	Accommodation for Ms Z Mlata attending MFMP programme in DBN on the 14/03/2021	8/3/2021	15/03/2021	R5 257,50	None	None	Submitted to expenditure unit
6245	Turnimart travel agency	Conference venue for BID soecification committee to be held in underberg	9/3/2021	17/03/2021	R3 662,00	None	None	Submitted to expenditure unit
6246	Turnimart travel agency	Accommodation for Ms ML Mhlamvu attending BID specification committee	9/3/2021	17/03/2021	R1 597,50	None	None	Submitted to expenditure unit
6247	Turnimart travel agency	Accommodation for Mr Z Dlamini attending BID specification committee meeting in underberg	9/3/2021	17/03/2021	R1 597,50	None	None	Submitted to expenditure unit
6248	Turnimart travel agency	Accommodation for Mr MN Dlamini attending BID specification committee meeting in underberg	9/3/2021	17/03/2021	R1 597,50	None	None	Submitted to expenditure unit
6261	Turnimart travel agency	Accommodation for Mayor's bodyguards escorting the mayor to the strategic planNing session	16/03/2021	Not yet received	R3 015,00	None	None	Submitted to expenditure unit
6262	Turnimart travel agency	Accommodation for Mayor attending strategic planNing session	16/03/2021	Not yet received	R1 977,00	None	None	Submitted to expenditure unit

Date : 06/04/2021

Prepared by : 

Miss K Mbhele

Approved by :

Miss N Holiwe

Miss N Holiwe

**REPORT ON SUPPLY CHAIN MANAGEMENT FOR THE MONTH OF JANUARY,
FEBRUARY AND MARCH 2021-NDZ MUNICIPALITY**

**AUTHOR: CHIEF FINANCE OFFICER
(File Ref: Budget and Treasury Office)**

**(1st Level : Manco)
(2nd Level : Finance Committee)
(3rd Level : Exco)
(4th Level : Council)**

1. PURPOSE OF REPORT

To present the Implementation of the Supply chain management policy to the Committee and Council on purchases made by the municipality for the 3rd quarter January, February, and March 2021

2. BACK GROUND

The Municipality Finance Management Act No 56, 2003 Chapter 11, the municipal supply chain management Regulation, as published in the Government Gazette on 30 May 2005 and the Supply Chain Management Policy as adopted by Council state that a report must be submitted to committees and council, in order to create a transparent image to all processes in the Supply Chain Management Division

3. LEGAL AND STATUTORY REQUIREMNT

- Constitution of Republic of South Africa, Act No 108 of 1996
- Municipal Finance Management Act, No 56 of 2003
- Preferential Procurement Regulation,2011
- Board Based Black Economic Empowerment Amended Act,2013 (Act Non.46 of 2013)
- Supply Chain Management policy

4. RANGE OF PROCUMENT

- 4.1 Orders up to the transaction value of R 1 to R 2000,00
- 4.2 Three written or verbal quotation for procurement of a transaction value between R 2001 to R 10 000,00.
- 4.3 Three different written quotation for procurement between R 10 000,01 to R 30 000,00.
- 4.4 At least three formal quotation written quotes, to be scored on price & targeted goals points designed in terms of the New Preferential Procurement Point Framework Act and regulation's well as the Broad Base Black Economic Empowerment Act for procurement above R 30 000,00 to R 200 000,00.
- 4.5 Bids process for procurement above R 200 000,00

TABLE OF CONTENTS

- 1. INTRODUCTION**
- 2. FUNCTIONING OF SCM UNIT**
 - 2.1 DECLARATION OF INTEREST BY SCM PERSONNEL
 - 2.2 ADEQUACY OF PERSONNEL WITH SCM
- 3. FUNCTIONING OF BID COMMITTEES MEETINGS**
 - 3.1 CONSTITUTION OF BID COMMITTEES
 - 3.2 BID COMMITTEE MEMBERS DECLARIONS
- 4. SECTION 114 DEVIATIONS**
- 5. REGULATION 32**
- 6. REGULATION 36 DEVIATIONS**
- 7. QUOTATION AWARDED BETWEEN R 30 000,00 to R 200 000,00**
- 8. SPEND ANALYSIS**
 - 8.1 BIDS AWARDED
 - 8.2 BURIAL ASSITANCE
- 9. CONTRACT MANAGEMENT**
- 10. IRREGULAR EXPENDITURE**
- 11. LEASE AGREEMENTS**
- 12. FRUITLESS & WASTEFUL EXPENDITURE**
- 13. UNAUTHORIZED EXPENDITURE**
- 14. TRANSVERSAL CONTRACT**

- 1. INTRODUCTION**

Regulation 6(3)(4) of the Municipal SCM Regulation requires that on a quarterly basis the accounting officer must submit to the Mayor a report on the implementation of the SCM Policy no later than 10 days after each quarter. Subsection 4 further states that the report must be made public in accordance with section 21A of the Municipal System Act.

2. FUNCTIONS OF THE SCM UNIT

2.1 DECLARATION OF INTEREST BY SCM PERSONNEL

All members of Bid Committees had signed declaration of interest and code of conducts.

2.2 ADEQUACY OF PERSONNEL WITHIN SCM

All SCM personal are competence and capable of performing their duties

3. FUNCTIONING OF BID COMMITTEES

3.1 CONSTITUTION OF BID COMMITTEES

The 3 bid committees namely the Bid Specifications Committee, Bid Evaluation and The Bid Adjudication Committee have been constituted adequately in line with the SCM regulation requirements.

3.2 BID COMMITTEE MEMBERS DECLARATIONS

Bid Evaluation and Adjudication Committee members declared their interest at every sitting of the committees held with the 01st quarter and no conflicts of interest were recorded for discussion.

4. SECTION 114 DEVIATIONS

No awards were made to supplier other than the ones recommended.

5. REGULATION 32

Regulation 32(1) of the Municipal supply Chain allows the accounting officer to procure good or service for the Municipality or Municipal Entity under contract secured by another organ of state.

Date	Supplier	Details	Amount
No Regulation 32 in the last quarter	N/A	N/A	0,00

6. REGULATION 36 DEVIATIONS

Date	Supplier	Details	Reason for Deviation	Amount®
N/A	N/A	N/A	N/A	0,00

Total for Dev.

R 0,00

7. QUOTATION AWARDED BETWEEN R 30 000,01 – R 200 000,00

BIDDERS NAME	DESCRIPTION	AMOUNT ®
Lolo and Sima Trading	Supply and delivery of Concrete Pipes	154 962,5
Tradewind Maintenance and Supply	Supply, delivery and installation of Lighting Conductors	184 230,00
Ceeyes Institute of Fashion JV Injiya Trading & Projects	Service Provider to conduct training for 30 Fashion Designers in Sewing	133 500,00
Microzone Trading 747	Service Provider to conduct training on Bricklaying	162 150,00
Microzone Trading 747	Service Provider to conduct training on Block Manufacturing	162 150,00
Alwa and Zena Projects	Supply and Delivery of Protective clothing for Public works staff	168 457,75
Masbonisaneni Sonke Trading and Projects	Construction of 1 Sukuma Sakhe House	126 500,00
Pretty Magwaza Assessment and Counselling Consultancy	Provision for Psychologist services	79 500,00
Wild Ginger Creating Consulting (Pty) Ltd	Provision of 135 Back to school vouchers	93 150,00
Total		R 1 264 600,25

8. SPEND ANALYSIS

MONTH	January 2021	February 2021	March 2021	Total for the Quarter	%Spend contribution
Petty Cash from R0,00 but below R 2000,00	8 105,65	5 120,20	20 808,56	34 034,41	0,11%
Verbal or Written Quotations	10 498,00	16 296,74	34 427,99	61 222,73	0,21%
Formal Written quotation	535 317,50	210 594,21	602 727,69	134 863,94	0,45%
Quotation Above 30k	529 287,50	0,00	735 312,75	1 264 600,25	4,26%
Tender	21 847 332,15	4 578 298,00	@Rate	26 425 630,15	89,06%
Petrol orders	0,00	20 940,00	25 046,40	45 986,40	0,15%
Funeral Orders	0,00	0,00	0,00	0,00	0%
Irregular Expenditure	0,00	0,00	0,00	0,00	0%
Fruitless & Wasteful Expenditure	0,00	0,00	0,00	0,00	0%
Unauthorised Expenditure	0,00	0,00	0,00	0,00	0%
Deviations	0,00	0,00	0,00	0,00	0%
Transversal Contract	0,00	0,00	1 704 322,00	1 704 322,00	5,74%
Totals				29 670 659,88	100%

8.1 BIDS AWARDS ABOVE R 200 000,01

LENGTH OF TIME FOR TENDER	APPOINTMENT DATE	CLOSING DATE OF ADVERT	BIDDERS NAME	DESCRIPTION	AMOUNT	BBEE POINTS CLAIMED
	20/01/2021	23/11/2020	Sibani Group JV Stoyi Consulting	Design, Oversee and Implementation of Underberg Town-Phase 1	4 013 770,00	20 Points
63 Days	26/01/2021	23/11/2020	BM Infrastructure JV Mabona Civils	Design, Oversee and Implementation of Bulwer Town-Phase 1	2 450 000,00	20 Points
63 Days	26/01/2021	23/11/2020	BM Infrastructure JV Mabona Civils	Design, Oversee and Implementation of Creighton Town-Phase 1	2 450 000,00	
85 Days	27/01/2021	03/11/2020	TPA Consulting cc JV Majiki and Plant Hire	Creighton Library Phase 2 Using Turnkey Strategy	4 059 937,00	
76 Days	27/01/2021	11/11/2020	William Hunt	Supply and delivery of specialised 16Ton waste skip loader	2 003 220,00	
118 Days	27/01/2021	30/09/2020	Nduna Organisation	Renovation/Maintenance of Junction Hall	228 558,00	
118 Days	27/01/2021	30/09/2020	Nduna Organisation	Renovation/Maintenance of Bazini Hall	199 910,00	
118 Days	27/01/2021	30/09/2020	Buhlebezwe Trading (Pty) Ltd	Fencing of Himeville Sportsfield	119 460,00	
118 Days	27/01/2021	30/09/2020	Buhlebezwe Trading (Pty) Ltd	Renovation/Maintenance of Neitherby Hall	246 174,50	
118 Days	27/01/2021	30/09/2020	Mzomtsha Projects and Computer Supplies	Renovation/Maintenance of Magqubeni Hall	199 331,00	20 Points
118 Days	27/01/2021	30/09/2020	Ziziyane Construction	Renovation/Maintenance of Bethlehem Hall	316 768,65	20 Points

0000224

126 Days	04/02/2021	30/09/2020	Snakoezy Trading	Renovation/Maintenance of Masamini Hall	317 548,00	20 Points
95 Days	26/02/2021	23/11/2020	TPA Consulting JV Majiki Construction and Plant Hire	Design, Oversee and Implementation of Donnybrook Town-Phase 1	2 982 525,00	20 Points
113 Days	05/03/2021	12/10/2020	NUD Towing and Recovery (Pty) Ltd	Panel of 6(Six) Service Providers for the Towing services for a period of 3 year	@Rate	20 Points
TOTAL					R 22 415 157,18	

8.2 BURIAL ASSISTANCE ORDERS FOR THE PERIOD OF OCTOBER, NOVEMBER, AND DECEMBER 2020

Order Number	FAMILY	WD1	WD2	WD3	WD4	WD5	WD6	WD7	WD8	WD9	WD10	WD11	WD12	WD13	WD14	WD15
Total		R0, 00														

8.3 DATABASE REGISTRATION

The supplier last invitation to register on Municipal Supplier Database in 2018/2019 financial year.

9. CONTRACTS MANAGEMENT

New Contract in the 03RD Quarter

Service Provider	Name of project	Duration of contract
NUD Towing Services	Towing services for the municipality	3 Years

0000225

10. IRREGULAR EXPENDITURE

Service Provider	Name of project	Amount	Reason for Irregular
		R 0,00	

11. LEASE AGREEMENT

No lease agreement on the 03rd quarter

12. FRUITLESS & WASTEFUL EXPENDITURE

Service Provider	Name of project	Amount	Reason
Total Amount		R 0,00	

13. UNAUTHORIZED EXPENDITURE

No unauthorised expenditure on the 03rd quarter

14. TRANSVERSAL CONTRACT

Service Provider	Name of project	Amount
Total		R 0,00

0000227

% STATISTICS QUARTERLY REPORT ON SCM ORDERS				
SUMMARY OF ORDERS FOR THE PERIOD OF 3rd QUARTER				
Expenditure Per Location				
REGION	JANUARY	FEBRUARY	MARCH	TOTAL AMOUNT
NDZ	R 7 480 208,55	R 3 164 619,66	R 285 773,64	R 10 930 601,85
DISTRICT	R 772 402,00	R 20 940,00	R 25 046,40	R 818 388,40
KZN	R 12 482 460,90	R 1 625 425,34	R 1 297 093,45	R 15 404 979,69
SA	R 2 195 469,35	R -	R 1 704 826,40	R 3 900 295,75
Total Expenditure per Quarter				R 31 054 265,69

Total Amount for Quarter		% Spent Per Location
NDZ	R 10 930 601,85	35%
DISTRICT	R 818 388,40	3%
KZN	R 15 404 979,69	50%
SA	R 3 900 295,75	13%

Gender % Ownership

	% Youth	% Women	% Disabled	These rates are based on Total expenditure per Location
NDZ	15%	15%	0%	
DISTRICT	2%	0%	0%	
KZN	21%	3%	0%	
SA	0%	0%	0%	



**CONTRACT MANAGEMENT REPORT
(SOFT AND HARD PROJECTS)**

MARCH 2021

1. PURPOSE

The purpose of this report is to comply with section 116 of the Municipal Finance Management Act No. 56 of 2003 (MFMA) and the requirements as promulgated in the Contract Management Framework.

2. STRATEGIC OBJECTIVE

To ensure good governance, financial viability and optimal institutional transformation with capacity to execute its mandate.”

3. BACKGROUND

In terms of section 116 of the MFMA:

(1) A contract or agreement procured through the supply chain management system of a municipality or municipal entity must-

(a) be in writing;

(b) stipulate the terms and conditions of the contract or agreement, which must include provisions providing for-

(i) the termination of the contract or agreement in the case of non- or under-

(ii) dispute resolution mechanisms to settle disputes between the parties;

(iii) a periodic review of the contract or agreement once every three years in the case of a contract or agreement for longer than three years; and

(iv) any other matters that may be prescribed. performance;

(2) The accounting officer of a municipality or municipal entity must-

(a) take all reasonable steps to ensure that a contract or agreement procured through the supply chain management policy of the municipality or municipal entity is properly enforced;

(b) monitor on a monthly basis the performance of the contractor under the contract or agreement;

4. RECOMMENDATIONS

- (1) That, in compliance with, Section 116 of the MFMA and Contract Management Framework the report be submitted to Council Committees.

SOFT PROJECTS CONTRACT MANAGEMENT REPORT MARCH 2021

NAME OF BIDDER	PROJECT/SERVICE	DEPARTMENT	CONTRACT VALUE	PAYMENTS	START DATE	END DATE	SERVICE PROVIDER PERFORMANCE	COMMENTS
EVALUATION PROPERTY INTELLIGENCE	GENERAL EVALUATION ROLL	BUDGET AND TREASURY OFFICE	R 2 825 225.65	R 1 854 763.35	01/07/2017	30/06/2022	GOOD	
AYANDA MBANGA COMMUNICATIONS	PROVISION OF ADVERTISING SERVICES	CORPORATE SERVICES	It is based on the approved rates as follows: Recruitment R696,36 , Tenders R897,81 and Main body R1 009,67 This includes Sunday time, Isobezwe, withness, East gnguland and Fever.	R 1 869 933,63	01/03/2018	28/02/2021	GOOD	CONTRACT HAS BEEN EXTENDED FOR FOUR MONTHS
KONICA MINOLTA AFRICA	SUPPLY AND DELIVERY OF PRINTERS AND PHOTOCOPIING MACHINES (RENTAL)	CORPORATE SERVICES	R 1 379 141,67	1 225 014,72	11/06/2018	10/06/2021	POOR	THE UNSATISFACTORY PERFORMANCE OF THE PRINTING MACHINES AND NON-COMPLIANCE WITH TURN AROUND TIME OF SERVICE. THE USER DEPARTMENT HAS ENGAGED WITH THE SERVICE PROVIDER SEVERAL TIMES AND THE WORKING LETTER WAS ISSUED AT THE BEGINNING OF MARCH.
KONICA MINOLTA AFRICA	SUPPLY AND DELIVERY OF PRINTERS AND PHOTOCOPIING MACHINES (USAGE)	CORPORATE SERVICES	BASED ON THE THE APPROVED RATE	R 530 341,57	11/06/2018	10/06/2021	POOR	THE UNSATISFACTORY PERFORMANCE OF THE PRINTING MACHINES AND NON-COMPLIANCE WITH TURN AROUND TIME OF SERVICE. THE USER DEPARTMENT HAS ENGAGED WITH THE SERVICE PROVIDER SEVERAL TIMES AND THE WORKING LETTER WAS ISSUED AT THE BEGINNING OF MARCH.
ENVIROSERVE	REFUSE REMOVAL	PUBLIC WORKS AND BASIC SERVICES	BASED ON APPROVED RATE	R 1 059 784,13	01/06/2020	31/06/2023	GOOD	
INDWE RISK SERVICES	INSURANCE	OFFICE OF THE MM	BASED ON APPROVED RATE	R 211 219,56	08/08/2016	07/08/2021	FAIR	
NASHUA	TELEPHONE	CORPORATE SERVICES	R 1 017 405,00	R 993 441,71	1/08/2018	30/09/2021	POOR	SERVICE PROVIDER DOES NOT COMPLY WITH THE THE TURN AROUND TIME WHEN THERE IS A CALL LOGED. MOST OF THE OFFICES THEIR TELEPHONES ARE NOT WORKING.
POWERVISION	ICT SERVICES	CORPORATE SERVICES	R 3 434 293,00	R 3 329 466,00	08/08/2018	31/7/2021	GOOD	CONTRACT EXTENDED FOR A MONTH TO MONTH BASIS UNTIL THE MUNICIPALITY APPOINT A NEW SERVICE PROVIDER
GREENDOOR LANDSCOPE	PROVISION OF HORTICULTURAL SERVICES	PUBLIC WORKS AND BASIC SERVICES	R 931 500,00	R 368 035,00	05/12/2019	08/12/2022	GOOD	

NAME OF BIDDER	PROJECT/SERVICE	DEPARTMENT	CONTRACT VALUE	PAYMENTS	START DATE	END DATE	SERVICE PROVIDER PERFORMANCE	COMMENTS
MATHUTHA TRADING	SUPPLY AND DELIVERY OF CLEANING MATERIAL	CORPORATE SERVICES	BASED ON APPROVED RATE of R 19 630 inclusive all cleaning material for a quantity of one each.	R 816 273,80	16/03/2020	15/03/2023	GOOD	
SMART SECURE	PROVISION OF SECURITY SERVICES	CORPORATE SERVICES	BASED ON APPROVED RATE of R715 051,99 per month	R 9 295 675,87	01/02/2020	31/03/2023	FAIR	THE EMPLOYEES OF SMART SEC THEY SOMETIMES COMPLAIN THAT THEY DO NOT GET PAID ON TIME BY THEIR EMPLOYER OF WHICH THAT AFFECTS THE SERVICES TO THE MUNICIPALITY.
WELCONY INVESTMENTS	SUPPLY AND DELIVERY OF REFUSE BAGS	PUBLIC WORKS AND BASIC SERVICES	BASED ON APPROVED RATE OF R13,62 for different colors and sizes of bags	R 384 431,20	17/03/2020	18/03/2023	GOOD	
MC NTSHALINTSHALI	PANEL OF ATTORNEYS	BUDGET AND TREASURY OFFICE	It based on the approved rate of of R24 150,00 per hour for all different types of law	R 466 771,39	01/10/2019	30/09/2020	GOOD	
MATHEW FRANCIS	PANEL OF ATTORNEYS	BUDGET AND TREASURY OFFICE	It based on the approved rate of of R1 380,00 per hour for all different types of law	R 860 556,53	01/10/2019	30/09/2020	GOOD	
TURNMART	TRAVEL AGENT	CORPORATE SERVICES	It is based on the approved rate as follows: Year one R1 233,32, Year two R1 318,94 and year three R1 411,97 and that's include accommodation, car hire, airtravel and conference facilities.	R 526 028,12	1/02/2020	31/1/2023	GOOD	
FAST MOVING TRADING vs FMT DATA	VERIFICATION OF INDIGENT LISTING	BTO	R 422 866,50	R -	18/09/2020	17/09/2013	GOOD	
ALISON ENTERPRISE SERVICES	PROPOSALS FOR TECHNOLOGY GADGETS CONTRACT FOR MDZ LM	CORPORATE SERVICES	R3 652,14 PER CONTRACT	R 3 313 016,69	07/02/2019	06/02/2021	GOOD	

CAPITAL PROJECT CONTRACT MANAGEMENT REPORT MARCH 2021

NAME OF BIDDER	PROJECT/SERVICE	DEPARTMENT	CONTRACT VALUE	PAYMENTS	START DATE	END DATE	SERVICE PROVIDER PERFORMANCE	COMMENTS
KERUSH	CONSTRUCTION OF PLANT HIRE	PWBS	Based on the approved rate	R 3 586 720,00	28/01/2020	27/01/2023	GOOD	
CONAN	CONSTRUCTION OF PLANT HIRE	PWBS	Based on the approved rate	R 2 345 482,50	28/01/2020	27/01/2023	GOOD	
WELCONY	SUPPLY AND DELIVERY OF REUSE BAG	PWBS	Based on the approved rate	R 331 099,95	23/03/2020	23/03/2023	GOOD	
UKWAZI HOME DEVELOPMEN	CONSTRUCTION OF CENTOCOW TAXI RANK TOILET PHASE 2	PWBS	R 2 669 470,54	R 272 366,03	31/07/2020	28/02/2020	POOR	There has been several meetings with service provider with regards to his poor performance and the warning letter has been issued. The contract has been extended for the 3 months.
MAJIKI CONSTRUCTION	CONSTRUCTION OF UNDERBERG TOWN HALL PHASE 1 IN WARD 3	PWBS	R 10 168 150,79	R -	04/12/2020	13/10/2023	NONE	The project has not yet started due to rezoning
IKHEMANI LETHU (PTY) LTD	SERVICE PROVIDER TO PROVIDE HONEY SUCKING SERVICES AND HIGH PRESSURE WATER JETTING SERVICES	PWBS	It is based on the approved rates as follows: Honey sucking service per load starts from R1 800 and high pressure jetting cleaning of lines, Sewer line rate per hour R490,00 and storm water drain rate per hour is R510,00	R 126 660,00	13/10/2020	13/10/2023	GOOD	
MKHOHLWA IT SERVICES 1/2 MKHOHLWA TRANSPORT AND PLANT HIRE	SERVICE PROVIDERS TO PROVIDE HONEY SUCKING SERVICES AND HIGH PRESSURE WATER JETTING	PWBS	It is based on the approved rates as follows: Honey sucking service per load starts from R1 800 and high pressure jetting cleaning of lines, Sewer line rate per hour R490,00 and storm water drain rate per hour is R510,00	R 34 500,00	13/10/2020	13/10/2023	GOOD	
SHEMUNTU AND SONS (PTY) LTD	SERVICE PROVIDERS TO PROVIDE HONEY SUCKING SERVICES AND HIGH PRESSURE WATER JETTING	PWBS	It is based on the approved rates as follows: Honey sucking service per load starts from R1 800 and high pressure jetting cleaning of lines, Sewer line rate per hour R490,00 and storm water drain rate per hour is R510,00	R 60 000,00	13/10/2020	13/10/2023	GOOD	

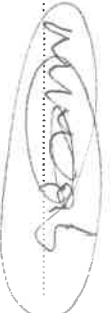
NAME OF BIDDER	PROJECT/SERVICE	DEPARTMENT	CONTRACT VALUE	PAYMENTS	START DATE	END DATE	SERVICE PROVIDER PERFORMANCE	COMMENTS
B&B TRANSPORT & PLANT HIRE	PANEL OF 5 SERVICE PROVIDERS FOR THE HIRE OF CONSTRUCTION PLANT FOR 36 MONTHS	PWBS	It is based on the approved rates of R39 186,25 for all the following plant and equipment: Grader, TLB, Excavator, Roller, Tipper truck and Water cart per day/ per Km	R 5 784 588,85	14/10/2019	13/10/2022	GOOD	
MAGUBANE PLANT & CONSTRUCTION	PANEL OF 5 SERVICE PROVIDERS FOR THE HIRE OF CONSTRUCTION PLANT FOR 36 MONTHS	PWBS	It is based on the approved rates of R64 779,50 for all the following plant and equipment: Grader, TLB, Excavator, Roller, Tipper truck and Water cart per day/ per Km	R 14 576 763,56	14/10/2019	13/10/2022	GOOD	
AQUA TRANSPORT & PLANT HIRE	PANEL OF 5 SERVICE PROVIDERS FOR THE HIRE OF CONSTRUCTION PLANT FOR 36 MONTHS	PWBS	It is based on the approved rates of R86 521,98 for all the following plant and equipment: Grader, TLB, Excavator, Roller, Tipper truck and Water cart per day/ per Km	R -	14/10/2019	13/10/2022	GOOD	
EKENE INVESTMENTS CC	PANEL OF 5 SERVICE PROVIDERS FOR THE HIRE OF CONSTRUCTION PLANT FOR 36 MONTHS	PWBS	It is based on the approved rates of R39 186,25 for all the following plant and equipment: Grader, TLB, Excavator, Roller, Tipper truck and Water cart per day/ per Km	R -	14/10/2019	13/10/2022	GOOD	
IGODA PROJECTS PTY LTD	DESIGN AND IMPLEMENT ELECTRIFICATION PROJECT	PWBS	R 2 395 250,00	R 2 395 250,00	23/10/2020	2021/05/31	GOOD	
SPLENDER ELECTRICAL JV PS NKONYENI ELECTRICAL AND INSTRUMENTATION	DESIGN AND IMPLEMENT ELECTRIFICATION PROJECT	PWBS	R 2 299 953,59	R 2 299 853,59	23/10/2020	2021/06/01	GOOD	
SIBANI GROUP JV STOYI CONSULTING	DESIGN AND OVERSEE AND IMPLEMENT HIMEVILLE ROADS ASPHALT PHASE 2 USING TURNKEY STRATEGY	PWBS	R 4 500 000,00	R 2 492 211,72	09/12/2020	2021/06/03	GOOD	
SIBANI GROUP JV STOYI CONSULTING	DESIGN AND OVERSEE AND IMPLEMENT UNDERBERG ROADS ASPHALT PHASE 3 USING TURNKEY STRATEGY	PWBS	R 6 000 000,00	R 3 513 464,05	09/12/2020	04/06/2021	GOOD	


NAME OF BIDDER	PROJECT/SERVICE	DEPARTMENT	CONTRACT VALUE	PAYMENTS	START DATE	END DATE	SERVICE PROVIDER PERFORMANCE	COMMENTS
SIBANI DROUP JV STOYI CONSULTING	DESIGN AND OVERSEE AND IMPLEMENT BULWER ASPHALT ROAD PHASE 7 USING TURNKEY STRATEGY	PWBS	R 4 500 000,00	R 1 001 424,12	09/12/2020	04/06/2021	GOOD	
IX ENGINEERS (PTY) LTD	CONSULTANT FOR ACCESS ROAD MIG PROJECTS	PWBS	R8 245 132,02 (9% of the MIG allocation)	R 3 726 979,90	01/05/2018	31/04/2021	GOOD	
MASAKHEKULUNGE PROJECT MANAGERS	CONSULTANT FOR SPORTFIELD MIG PROJECTS	PWBS	R10 993 509,36 (12% of the MIG allocation)	R 1 129 412,16	01/05/2018	31/04/2021	GOOD	
MGAMULE CONSULTING ENGINEERS	PROJECT MANAGEMENT FOR HALLS MIG PROJECTS	PWBS	R8 534 782,02 (10% in the first year and 9% in the second & third year of the MIG allocation)	R 1 325 136,26	01/05/2018	31/04/2021	GOOD	
TPA CONSULTING CC JV MAJIKI CONSTRUCTION AND PLANT HIRE	DESIGN, OVERSEE & IMPLEMENT CREIGHTON LIBRARY PHASE 2 USING TURNKEY STRATEGY	PWBS	R 5 799 910,00	R 974 692,00	05/02/2021	15/06/2021	GOOD	
MZOMTSHA PROJECT AND COMPUTER SUPPLIERS	RENOVATION/MAINTENANCE OF MAGOUBENI HALL	PWBS	R 199 331,00	R 137 797,00	02/02/2021	30/04/2021	GOOD	
NDUNA ORGANISATION	RENOVATION/MAINTENANCE OF JUCTION COMMUNITY HALL	PWBS	R 228 558,00	R 114 000,00	05/02/2021	30/04/2021	GOOD	
NDUNA ORGANISATION	RENOVATION/MAINTENANCE OF BAZINI HALL	PWBS	R 199 100,00	R 115 900,00	05/02/2021	30/04/2021	GOOD	
BUHLIBEZWE TRADING	RENOVATION/MAINTENANCE OF NEITHERBY COMMUNITY HALL	PWBS	R 246 174,50	R 143 868,00	05/02/2021	30/04/2021	GOOD	
UMHLABA CONSULTING GROUP	BUILDING PLAN INFORMATION MANAGEMENT SYSTEM	PWBS	R 420 000,00	R 125 999,99	29/12/2020	29/12/2021	GOOD	
TPA CONSULTING CC JV MAJIKI CONSTRUCTION AND PLANT HIRE	DESIGN, OVERSEE AND IMPLEMENT DONNYBROOK ASPHALT ROAD PHASE 3	PWBS	R 4 260 750,00	R 843 058,00	08/03/2021	30/06/2020	GOOD	

Prepared by: N DLAMINI

Signature: 

Reviewed by: N XABA

Signature: 

		Report to National Treasury Awards More than R100 000	
		Wednesday, 31 March 2021	
NAME OF BIDDER	PROJECT/SERVICE	BID NUMBER	CONTRACT VALUE
Snakoezy Trading	Renovation/Maintenance of Masamini Community Hall	PWBS-BO-27/20/21	R 317 548,00
TPA Consulting CC JV Majiki Construction and Plant Hire	Design, Oversee and Implementation of Donnybrook Asphalt Phase 3	PWBS-B005/20/21	R 4 260 750,00

Prepared by: N F Ngcobo

Signature:.....



Date.....

06/04/2021

Reviewed by: N Xaba

Signature:.....



Date.....

06/04/2021

LINE NO.	DESCRIPTION	UNIT	QUANTITY	UNIT PRICE	TOTAL PRICE	DATE	STATUS	REMARKS
271	CONSTRUCTION OF CENTRAL	CONSTRUCT	2898.41034	272.24821	787,110.31	31/03/2023	2898.41034	
272	CONSTRUCTION OF UNDERPASS	CONSTRUCT	1.0	1,160,820.00	1,160,820.00	31/03/2023	1.0	
273	CONSTRUCTION OF UNDERPASS	CONSTRUCT	1.0	422,880.00	422,880.00	31/03/2023	1.0	
274	CONSTRUCTION OF UNDERPASS	CONSTRUCT	1.0	71,500.00	71,500.00	31/03/2023	1.0	
275	CONSTRUCTION OF UNDERPASS	CONSTRUCT	1.0	411,800.00	411,800.00	31/03/2023	1.0	
276	CONSTRUCTION OF UNDERPASS	CONSTRUCT	1.0	1,900,000.00	1,900,000.00	31/03/2023	1.0	
277	CONSTRUCTION OF UNDERPASS	CONSTRUCT	1.0	46,000.00	46,000.00	31/03/2023	1.0	
278	CONSTRUCTION OF UNDERPASS	CONSTRUCT	1.0	2,000,000.00	2,000,000.00	31/03/2023	1.0	
279	CONSTRUCTION OF UNDERPASS	CONSTRUCT	1.0	1,672,464.85	1,672,464.85	31/03/2023	1.0	
280	CONSTRUCTION OF UNDERPASS	CONSTRUCT	1.0	3,390,460.00	3,390,460.00	31/03/2023	1.0	
281	CONSTRUCTION OF UNDERPASS	CONSTRUCT	1.0	194,262.00	194,262.00	31/03/2023	1.0	
282	CONSTRUCTION OF UNDERPASS	CONSTRUCT	1.0	2,382,200.00	2,382,200.00	31/03/2023	1.0	
283	CONSTRUCTION OF UNDERPASS	CONSTRUCT	1.0	3,000,000.00	3,000,000.00	31/03/2023	1.0	
284	CONSTRUCTION OF UNDERPASS	CONSTRUCT	1.0	1,300,000.00	1,300,000.00	31/03/2023	1.0	
285	CONSTRUCTION OF UNDERPASS	CONSTRUCT	1.0	15,000.00	15,000.00	31/03/2023	1.0	
286	CONSTRUCTION OF UNDERPASS	CONSTRUCT	1.0	2,462,212.22	2,462,212.22	31/03/2023	1.0	
287	CONSTRUCTION OF UNDERPASS	CONSTRUCT	1.0	2,462,212.22	2,462,212.22	31/03/2023	1.0	
288	CONSTRUCTION OF UNDERPASS	CONSTRUCT	1.0	2,462,212.22	2,462,212.22	31/03/2023	1.0	
289	CONSTRUCTION OF UNDERPASS	CONSTRUCT	1.0	2,462,212.22	2,462,212.22	31/03/2023	1.0	
290	CONSTRUCTION OF UNDERPASS	CONSTRUCT	1.0	2,462,212.22	2,462,212.22	31/03/2023	1.0	
291	CONSTRUCTION OF UNDERPASS	CONSTRUCT	1.0	2,462,212.22	2,462,212.22	31/03/2023	1.0	
292	CONSTRUCTION OF UNDERPASS	CONSTRUCT	1.0	2,462,212.22	2,462,212.22	31/03/2023	1.0	
293	CONSTRUCTION OF UNDERPASS	CONSTRUCT	1.0	2,462,212.22	2,462,212.22	31/03/2023	1.0	
294	CONSTRUCTION OF UNDERPASS	CONSTRUCT	1.0	2,462,212.22	2,462,212.22	31/03/2023	1.0	
295	CONSTRUCTION OF UNDERPASS	CONSTRUCT	1.0	2,462,212.22	2,462,212.22	31/03/2023	1.0	
296	CONSTRUCTION OF UNDERPASS	CONSTRUCT	1.0	2,462,212.22	2,462,212.22	31/03/2023	1.0	
297	CONSTRUCTION OF UNDERPASS	CONSTRUCT	1.0	2,462,212.22	2,462,212.22	31/03/2023	1.0	
298	CONSTRUCTION OF UNDERPASS	CONSTRUCT	1.0	2,462,212.22	2,462,212.22	31/03/2023	1.0	
299	CONSTRUCTION OF UNDERPASS	CONSTRUCT	1.0	2,462,212.22	2,462,212.22	31/03/2023	1.0	
300	CONSTRUCTION OF UNDERPASS	CONSTRUCT	1.0	2,462,212.22	2,462,212.22	31/03/2023	1.0	

The contract value is taken from page 8 of the Bill of Materials and Letter of Intent. The amount of 4 months was added as per the contract. The contract was awarded to the lowest bidder. The contract value is 4 months as per the contract. The contract was awarded to the lowest bidder.

PROJECT NO.	PROJECT NAME	SERVICE LEVEL AGREEMENT	CLIENT	PROJECT TYPE	PHASE	STATUS	START DATE	END DATE	BUDGET	COST	REVENUE	NET	CATEGORY
201	PROJECT 201
202	PROJECT 202
203	PROJECT 203
204	PROJECT 204
205	PROJECT 205
206	PROJECT 206
207	PROJECT 207
208	PROJECT 208
209	PROJECT 209
210	PROJECT 210
211	PROJECT 211
212	PROJECT 212
213	PROJECT 213
214	PROJECT 214
215	PROJECT 215
216	PROJECT 216
217	PROJECT 217
218	PROJECT 218
219	PROJECT 219
220	PROJECT 220
221	PROJECT 221

REPORT ON FLEET MANAGEMENT FOR MONTH ENDING MARCH 2021

AUTHOR: Chief financial officer

(File Ref :) Finance Department

1st Level Manco

2nd level: FINANCE

3rd level: EXCO

4th level: COUNCIL

1. PURPOSE

To inform the Committees and Council about fleet management of the municipality

2. LEGAL/STATUTORY REQUIREMENTS

Municipal Systems Act 32 of 2000, Municipal Fleet Management Policy & MFMA

3. BACKGROUND AND REASONING

- Fuel consumption high.

4. FINANCIAL IMPLICATIONS:

Refer to annexures

5. Annexure

- A. Tyres information
- B. Repairs
- C. Cost analysis

6. RISKS

- Vehicle abuse, Accidents, Car theft

7. MANAGEMENT OF RISKS

- Trip Authorization forms
- Insurance
- Management Reports
- Trackers Reports

8. RECOMMENDATIONS

- That Council and Committees to note this report

ANNEXURE A

NEW TYRES INFORMATION

REGISTRATION NUMBER	VEHICLE MAKE	DESCRIPTION	TOTAL AMOUNT
NIP 1659	TRACTOR	ONE NEW REAR TYRE	R13,980.37
NIP 2017	D/C ISUZU	TWO NEW TYRES	R4,644.20
NIP 665	S/C ISUZU	ONE NEW TYRE	R2,480.80
NIP 1605	D/C TOYOTA	FOUR NEW TYRES	R12,680.24
NIP 1042	D/C ISUZU	ONE NEW TYRE	R2,907.05
NIP 1704	TOYOTA AVANZA	TWO NEW TYRES	R3,577.40

TOTAL: R40,270.06ANNEXURE B

REPAIRS INFORMATION ABOVE R10,000.00

REGISTRATION NUMBER	VEHICLE MAKE	DESCRIPTION	TOTAL AMOUNT
NIP 606	TRACTOR	CLUTCH REPAIRS	R20,712.60
NIP 629	JEEP	AIRCON REPAIRS	R13,857.50

TOTAL: R34,570.10

ANNEXURE C
COST ANALYSIS

VEHICLES	MAKE & MODEL	DISTANCE/ KM	FUEL COSTS	FUEL IN LITRES	REPAIRS	SERVICE	TYRES	TOLLGATES	OIL	FEES
PLANNING AND DEVELOPMENT SERVICES										
NIP 1362	S/C ISUZU	1811	2,885.25	184.47	-	-	-	-	-	146.67
NIP 2342	D/C NISSAN	2695	4,553.21	291.56	-	-	-	-	13.00	160.08

PUBLIC WORKS AND BASIC SERVICES

NIP 1370	S/C ISUZU	2759	4,120.05	262.97	-	-	-	-	-	151.14
NIP 1611	TRACTOR	-	3,420.48	219.95	2,402.93	51.75	-	-	-	164.55
NIP 1659	TLB	673HRS	11,202.13	749.62	-	-	13,980.37	-	-	195.84
NIP 2015	S/C ISUZU	2299	3,057.03	196.58	-	-	-	-	-	146.67
NIP 2016	S/C ISUZU	2106	3,058.86	199.63	-	-	-	-	-	146.67
NIP 2017	D/C ISUZU	2723	4,414.30	287.37	-	-	4,644.20	-	-	155.61
NIP 606	TRACTOR	33HRS	2,501.63	160.87	20,712.60	395.00	-	-	-	151.14
NIP 665	S/C TOYOTA	2204	3,154.61	204.97	-	-	2,480.80	-	-	151.14
NIP 698	S/C ISUZU	2398	3,310.53	214.44	-	-	-	-	-	160.08
NIP 841	D/C ISUZU	3703	5,571.78	362.65	322.00	-	-	-	-	169.02
NIP 521	HINO TRUCK	1318	5,662.93	377.17	-	-	-	-	-	155.61
NIP 1354	S/C TOYOTA	1224	2,162.98	141.31	-	-	-	-	-	146.67
NUD 4824	S/C ISUZU	3660	4,696.87	315.33	-	-	-	-	-	164.55
NUD 4825	S/C ISUZU	2551	3,550.52	235.47	-	-	80.50	-	-	169.02
NIP 1802	TRACTOR	-	2,952.62	200.93	-	-	-	-	-	142.20
NIP 1703	REFUSE TRUCK	-	-	-	-	-	-	-	-	133.26
NIP 1721	SDLG GRADER	-	-	-	-	-	-	-	-	133.26
NIP 1809	REFUSE TRUCK	100HRS	17,609.61	1,133.02	-	-	-	-	-	151.14
NIP 2398	UD TRUCK TIPPER	-	-	-	-	-	-	-	-	133.26
NIP 2399	UD TRUCK TIPPER	716	3,897.15	251.43	-	-	-	-	401.00	142.20
NIP 2400	UD TRUCK WATER TANK	693HRS	2,853.00	185.38	-	-	-	-	-	137.73
NIP 2402	UD TRUCK LOWBED	787	5,528.70	356.69	-	-	-	45.00	-	142.20
NIX 11791	ISUZU TIPPER	580	2,225.99	142.14	5,441.58	5127.42	-	23.00	-	164.55

VEHICLES	MAKE & MODEL	DISTANCE/KM	FUEL COSTS	FUEL IN LITRES	REPAIRS	SERVICE	TYRES	TOLLGATES	OIL	FEES
COMMUNITY SERVICES DEPARTMENT										
NIP 1367	D/C ISUZU	3874	5,924.17	381.51	-	-	-	-	80.00	164.55
NIP 1880	S/C TOYOTA	5280	7,763.90	496.70	-	2178.28	-	-	-	177.96
NIP 1903	S/C ISUZU	2173	3,297.18	212.20	-	-	-	-	-	151.14
NIP 2186	S/C ISUZU	5414	9,217.33	595.21	-	-	-	-	-	173.49
NIP 1605	D/C TOYOTA	9207	13,629.19	880.06	-	9426.46	12,680.24	52.00	80.00	222.66
NIP 1042	D/C ISUZU	4150	6,561.28	420.16	-	-	2,907.05	52.00	-	186.90
NIP 1398	CHEV CRUZE	3156	4,647.24	293.05	-	-	-	52.00	-	186.90
NUD 4848	S/CAB ISUZU	1277	2,194.40	140.70	-	-	-	-	-	151.14
NIP 2338	COROLLA	4847	8,310.35	525.35	-	-	-	-	-	195.84
NIP 2339	TOYOTA AVANZA	4401	5,359.23	341.37	8,141.35	1659.35	260.00	104.00	-	227.13
NIP 2345	D/C NISSAN	5399	9,641.75	621.19	-	-	-	-	-	186.90
NIP 2341	D/C NISSAN	4824	6,678.61	440.47	-	-	-	-	-	204.78
NIP 2343	S/C NISSAN	3220	4,678.66	303.90	-	-	-	-	-	155.61
NIP 2344	D/C NISSAN	3585	4,763.35	306.04	-	-	-	-	-	155.61
NIP 2403	UD TRUCK ANIMAL TRUCK	811	4,588.75	295.09	-	-	-	-	-	137.73
NIP 2657	ISUZU FIRE TRUCK	-	-	-	-	-	-	-	-	133.26
NIP 362	S/C FORD	280	718.75	45.78	8,659.65	-	-	-	-	142.20
NUD3544	TOYOTA LANDCRUISER	4703	11,258.87	720.78	-	3023.67	-	-	-	200.31
NUD 3552	S/C ISUZU	4813	7,580.61	488.47	-	-	-	-	-	169.02
NUD 3533	S/C ISUZU	5869	9,683.64	619.46	-	-	-	-	662.05	200.31
CORPORATE SERVICES DEPARTMENT										
NIP 2137	CHEV CRUZE	1974	2,957.52	187.18	-	-	-	-	-	164.06
NIP 2337	COROLLA	4056	5,437.57	345.40	-	-	-	-	-	177.96
NIP 1869	S/C ISUZU	3551	4,890.79	312.87	-	-	-	-	-	168.53

VEHICLES	MAKE & MODEL	DISTANCE/KM	FUEL COSTS	FUEL IN LITRES	REPAIRS	SERVICE	TYRES	TOLLGATES	OIL	FEES
<u>EXECUTIVE AND COUNCIL</u>										
NIP 1704	TOYOTA AVANZA	3084	4,048.65	254.43	9,500.71	2440.90	3,577.40	-	-	177.96
NIP 2348	VW BUS	1263	2,688.59	172.12	-	-	-	13.00	-	146.67

POOL VEHICLES

NIP 700	CHEV. CORSA	1864	2,342.81	147.42	2,215.33	51.75	-	-	-	155.61
NIP 1604	MERCEDES BENZ	-	-	-	-	-	-	-	-	133.26
NIP 629	JEEP	2206	4,845.65	310.24	13,857.50	138.00	-	39.00	70.00	177.96

BUDGET AND TREASURY OFFICE

NIP 1421	TOYOTA AVANZA	1760	2,324.75	146.21	-	-	-	13.00	-	155.61
NIP 2187	S/C ISUZU	3034	4,700.09	302.14	-	-	-	-	-	168.53

TOTAL		133,609KM & 1,499HRS	263,123.91	16,979.45	71,253.65	24,492.58	40,610.56	393.00	1,306.05	8,963.85
--------------	--	---------------------------------	-------------------	------------------	------------------	------------------	------------------	---------------	-----------------	-----------------