



A Better Place for All

Main Street
Creighton, 3263

P.O Box 62

Creighton 3263

Phone: +27 39 833 1038

Fax: +27 39 833 1179

Email: mailbox@ndz.gov.za

www.ndz.gov.za

FINANCE COMMITTEE MEETING

AGENDA

**FOR THE MEETING TO BE HELD ON
MONDAY, 19TH JANUARY 2026 AT 15:00 P.M.
VIRTUAL, THROUGH MICROSOFT TEAMS**

FINANCE COMMITTEE MEETING

NOTICE OF A FINANCE COMMITTEE MEETING

Dear Members

MEETING OF A FINANCE COMMITTEE

Notice is hereby given in terms of the Municipal Finance Management Act, No. 56 of 2003, that a Finance Committee Meeting of the **Dr. Nkosazana Dlamini- Zuma Local Municipality will be held on the 19th January 2026 (Monday) at 15:00pm virtually, through Microsoft teams**, for the purpose of considering the items as contained in the attached agenda.

Isaziso somhlangano ngokomthetho wamashumi amahlanu nesthupha (56) olawula ukuphathwa kwezimali (Municipal Finance Management Act No. 56 of 2003) kuzokuba nomhlangano wekomidi lakwa **Finance Committee Meeting** lomkhandlu we Dr. Nkosazana Dlamini-Zuma Municipality ozobanjwa ngohlelo lobuchwepheshe besimanje (Microsoft Teams) ngomhla ziyi 19 kuMasingana ngomsombuluko, **ngehora lesithathu ntambama**, ukuze kubukwe lezizindaba eziqukethwe yile agenda.

Yours faithfully



Cllr P.S. Msomi
Chairperson

**DR NKOSAZANA DLAMINI-ZUMA LOCAL MUNICIPALITY FINANCE
COMMITTEE MEETING**

DATE AND TIME : 19th January 2026 at 15h00pm

VENUE : Virtual, Through Microsoft Teams

AGENDA

Item no.	Topic	Reports	Responsibility	Page no.
1.	Opening: Moment of Reflection		Chairperson	
2.	Notice of the Meeting		MM/CFO	
3.	Applications for Leave of Absence		Chairperson	
4.	Acceptance of the Agenda		Chairperson	
5.	Declaration of interest		Chairperson	
6.	Announcements		Chairperson	
7.	Presentations		Chairperson	
8.	Approval of previous minutes: • 12 th December 2025		Chairperson	
8.	FINANCE REPORTS: 1. Preliminary Monthly in year Monitoring Financial Report for the Month of 31 st December 2025. 2. Payroll Reconciliation for the Month of 31 st December 2025. 3. Expenditure Management Report as at 31 st December 2025 4. Assets Management report as at 31 st December 2025 5. Debtors and Revenue Management reports as at 31 st December 2025 6. Fleet Management Report as at 31 st December 2025 7. Supply Chain Management Report as at 31 st December 2025 8. Monthly report on Contract Management as at 31 st December 2025 9. MIG, Electrification and Internal funded		CFO CFO CFO CFO CFO CFO CFO CFO CFO	13 111 146 179 182 207 214 250 257
10.	Reports for Consideration	Nil	Chairperson	
11.	In committee Reports	Nil	Chairperson	
12.	Notice of Motion	Nil	Chairperson	

13.	Urgent Reports allowed only with the consensus of the chairperson:	Nil	Chairperson	
14.	Dates of the next meetings/Schedule of meetings		Chairperson	
15.	Closure		Chairperson	

FILE NO:3/2/8/2

MINUTES OF DR. NDZ MUNICIPALITY FINANCE COMMITTEE MEETING HELD ON THE 12TH DECEMBER 2025 AT 10:00 AM VIRTUAL, THROUGH MICROSOFT TEAMS

Present:	Cllrs	I.T. Shoba	Acting Chairperson
		B.B Ntshiza	Committee Member
		D.R. Ngcamu	Committee Member
		N.C. Dlamini	Committee Member
		P.S. Msomi	Committee Member
		Mr. N.C. Vezi	Municipal Manager
	Merrs	P. Mtungwa	CFO
	S.V. Mngadi	Senior Manager PWBS	
	J. Sondezi	Senior Manager Corporate & Support Services	
	Mr. J. Mazibuko	Manager DTPS	
	H. Taylor	Manager Assets	
Mesdames	Ms. G.K. Mchunu	Senior Manager Community & Social Services	
	Ms. X. Memela	PA to CFO- organiser	
	O.B. Mdaweni	Senior Committee Officer	

ITEMS	MINUTES	ACTION & TIMEFRAME
01.	<u>OPENING: MOMENT OF REFLECTION:</u> The Acting Chairperson welcomed all members present and thanked them for attending the meeting virtual.	
02.	<u>NOTICE OF THE MEETING</u>	

17 April 2009, regarding the “Local Government: Municipal Finance Management Act 56 of 2003, Municipal Budget and Reporting Regulations” necessitates that specific financial particular be reported on and in the format prescribed, hence this report to meet legislative compliance.

Section 71(1) The accounting officer of a municipality must by no later than 10 working days after the end of each month submit to the mayor of the municipality and the relevant treasury a statement in the prescribed format on the state of the municipality’s budget reflecting the following particulars for the month and for the financial year up to the end of that month: ...”.

Section 28 of government notice: The monthly budget statement of a municipality must be in the format specified in Schedule C and include all the required tables, charts and explanatory information, taking into account any guidelines issued by the Minister in terms of section 168(1) of the Act.”

RECOMMENDATIONS

It was therefore recommended that:

1. The report be noted
2. That, in compliance with, Section 71; Section 66 of the MFMA and in terms of Government Notice 32141 dated 17 April 2009, regarding the “Local Government: Municipal Finance Management Act 2003 Municipal Budget and Reporting Regulations” the preliminary financial results regarding the operating and capital budgets for 2025/2026 financial year, and supporting documents as required by National Treasury (Schedule C) be submitted to Full Council Committee.
3. In order to comply with Section 31(1) of the Government Gazette No 32141 of 17 April 2009 this report be submitted to the National Treasury and the relevant Provincial Treasury.

The committee noted the report.

b. Section 71 Report as at 30th November 2025

The CFO presented the above report as it formed part of the agenda.

The table for Operating Revenue and Expenditure for November 2025 was attached on the agenda for information.

The committee noted the report.

c. Cash Coverage ratio as at 30th November 2025

	<p>The CFO presented the above report as it formed part of the agenda</p> <p>The calculation of Cash Coverage Ratio for 2025/2026 was to indicate that the municipality can meet at least its monthly fixed commitments without collecting any additional revenue during that month.</p> <p>The committee noted the report.</p> <p>d. Investment register as at 30th November 2025</p> <p>The CFO presented the above report as it formed part of the agenda.</p> <p>The investment register for 2025/2026 for the 30th November 2025 was attached on the agenda for information.</p> <p>The committee noted the report.</p> <p>e. Grant Register as at 30th November 2025</p> <p>The CFO presented the above report as it formed part of the agenda.</p> <p>The table for the grant summary was attached on the agenda for information.</p> <p>The committee noted the report.</p> <p>f. Schedule C Report as at 30th November 2025</p> <p>The CFO presented the above report as it formed part of the agenda.</p> <p>The municipal in the year reports and supporting tables was attached on the agenda for information as at 30th November 2025.</p> <p>The committee noted the report.</p> <p>g. Quality Certificate as at 30th November 2025</p> <p>The CFO presented the above report as it formed part of the agenda.</p> <p>A quality certificate was satisfied and signed by the Municipal Manager for the accreditation for the report as at 30 November 2025.</p> <p>The committee noted the report.</p> <p>h. Payroll Reconciliation as at 30th November 2025</p> <p>The CFO presented the above report as it formed part of the agenda.</p> <p>The payroll reconciliation table was attached on the agenda for information as at the 30th November 2025.</p> <p>The committee noted the report.</p> <p>i. Expenditure Management Report as at 30th November 2025</p> <p>The CFO presented the above report as it formed part of the agenda.</p>	
--	---	--

<p>A list of payments made were attached on the agenda for information as at the 30th November 2025.</p> <p>The committee noted the report.</p> <p>j. Asset Management Report as at 30th November 2025</p> <p>The CFO presented the above report as it formed part of the agenda.</p> <p>He informed the committee that the purpose of the report was to inform the committee and Council on the Asset management status and activities.</p> <p>He further stated that Dr Nkosazana Dlamini-Zuma Local Municipality was required to ensure the effective and efficient control, utilization, safeguarding and management of Dr Nkosazana Dlamini Zuma Local Municipality's movable and immovable assets and to ensure proper recording of assets from authorisation to acquisition and subsequent disposal.</p> <p>This report outlines the financial performance and impact for Dr Nkosazana Dlamini-Zuma Local Municipality for the 2025/26 financial year, for the period ending 30 November 2025, as well as the financial position as at 30 November 2025. No additional financial implications for the municipality are expected.</p> <p>The committee noted the report.</p> <p>Report to Council for asset management -Land Lease to swiftnet of portion of ERF 40 in Himeville</p> <p>The CFO presented the above report as it formed part of the agenda.</p> <p>He informed the committee that the purpose of the report was to request the approval of the Council for the Leasing out of Land, of a portion of erf 40 in Himeville to Swifnet.</p> <p>He informed the committee that the telecommunication infrastructure was previously owned and managed by Telkom. Swifnet TowerCo (Pty) Ltd (Swiftnet) has bought the telecommunication infrastructure from Telkom. Swiftnet is an independent tower company that constructs, owns, operates, and leases passive telecommunication infrastructure/facility to the mobile network operators and/or internet service providers.</p> <p>As a licensee under section 22 of the Electronic Communications Act 36 of 2005, Swiftnet will maintain the existing communication network facility (mast/tower and/or associated structures) on the property. Within this context, Swiftnet intends to enter into an Occupational Agreement for its existing communication network facility on the property for continuous business operations with</p>	
---	--

the Municipality.

Recommendation

- It was therefore recommended that the Council notes and approves the Lease of the abovementioned assets.

The committee noted the report.

k. Debtors Report as at 30th November 2025

The CFO presented the above report as it formed part of the agenda.

He informed the committee that the purpose of the report was to inform them on the revenue and debtors' management.

He further informed the committee that Dr Nkosazana Dlamini Zuma Municipality council must ensure that all money which is due and payable to the council was collected and for this purpose has adopted the credit control policy and debt collected policy consistent with its tariffs and complying with the provisions of the relevant legislation.

The committee noted the report.

l. Debtors Collection Report as at 30th November 2025

The CFO presented the above report as it formed part of the agenda.

He informed the committee that the purpose of the report was to inform the committee on the revenue and debtors' management.

He stated that Dr Nkosazana Dlamini Zuma Municipality council must ensure that all money which is due and payable to the council is collected and for this purpose has adopted the credit control policy and debt collected policy consistent with its tariffs and complying with the provisions of the relevant legislation.

RECOMMENDATIONS:

It was recommended that:

1. The Committees and Council note the contents of this Debtors and Revenue Management Report for the period ending 30 November 2025, including the annexed documents on age analysis, collection rate, debt collection efforts, and the revenue enhancement strategy
2. The report be approved for distribution to internal and relevant external stakeholders to Strengthen collaborative efforts in debt collection and revenue enhancement and to encourage shared responsibility and accountability in the implementation of the municipal Credit Control and Debt Collection Policy with provincial and national departments.

<p>The committee noted the report.</p> <p>m. Debtors Age Analysis as at 30th November 2025</p> <p>The CFO presented the above report as it formed part of the agenda.</p> <p>He informed the committee that the total debtors' book for the municipality stood at R132 515 366.21 as at 30 November 2025. This reflects an increase of 1.14% compared to the previous month, indicating that while collection efforts are ongoing, new debt continues to accumulate.</p> <p>The committee noted the report.</p> <p>n. Revenue Enhancement Strategy as at 30th November 2025</p> <p>The CFO presented the above report as it formed part of the agenda.</p> <p>The revenue enhancement strategy report was attached on the agenda for information.</p> <p>The committee noted the report.</p> <p>o. Fleet Management Report as at 30th November 2025</p> <p>The CFO presented the above report as it formed part of the agenda.</p> <p>He informed the committee that the purpose of the report was to inform the Committee about fleet management of the municipality.</p> <p>He stated that the fleet management purpose was to oversee and coordinate the operation of a fleet of vehicles, ensuring they are used efficiently, safely and cost effectively.</p> <p>The committee noted the report.</p> <p>p. Covering Letter from SCM as at 30th November 2025</p> <p>The CFO presented the above report as it formed part of the agenda.</p> <p>He informed the committee that the covering letter from SCM as at 30th November 2025 was attached on the agenda for information.</p> <p>The committee noted the report.</p> <p>q. Supply Chain Management Report as at 30th November 2025</p> <p>The CFO presented the above report as it formed part of the agenda.</p> <p>He informed the committee that the purpose of the report was to present the Implementation of the Supply chain management policy to the Committee and Council on purchases made by the municipality for the month ended 30 September 2024. He stated that the Municipal Finance Management Act No 56, 2003 Chapter 11, the municipal supply chain management Regulation, as published in the Government Gazette on 30</p>	
--	--

May 2005 and the Supply Chain Management Policy as adopted by Council state that a report must be submitted within ten (10) working days of the end of each month to committees and council, in order to create a transparent image to all processes in the Supply Chain Management Division.

The committee noted the report.

r. Procurement Progress Report as at 30th November 2025

The CFO presented the above report as it formed part of the agenda.

The November 2025 progress on the Procurement Plan for 2025/2026 financial year was attached on the agenda for information.

The committee noted the agenda.

s. Contract Management Report as at 30th November 2025

The CFO presented the above report as it formed part of the agenda.

The list of soft projects contract management report as at 30th November 2025 was attached on the agenda for information.

The committee noted the report.

t. Contract Register as at 30th November 2025

The CFO presented the above report as it formed part of the agenda.

The report for the above item was attached on the agenda for information.

The committee noted the report.

u. PWBS Projects Programme as at 30th November 2025

The CFO presented the above report as it formed part of the agenda.

The list of the above projects programme was attached on the agenda for information.

The committee noted the report.

Comments from the committee

Councillor I.T. Shoba sought clarity on the capital projects that reflected as practical complete, that can those projects be handed over with damaged doors or can the municipality fix them. He further highlighted on the Mandawe Access Road in ward 15 and sought clarity on whether was it the same road with a steep heel or a different project. He also sought clarity on the fleet management report under the accident report

REPORT TO THE DR NKOSAZANA DLAMINI ZUMA MUNICIPAL COUNCIL



Author : Chief Financial Officer

1st Level – Finance Portfolio Committee

2nd Level – Executive Committee

3rd Level – Municipal Council

**SUBJECT: PRELIMINARY QUARTERLY AND MONTHLY IN YEAR MONITORING
FINANCIAL REPORT FOR QUARTER TWO AND THE MONTH ENDED
31 DECEMBER 2025.**

1.1 PURPOSE

The purpose of this report is to comply with section 71 and 52(d) of the Municipal Finance Management Act (MFMA) and the requirements as promulgated in the Government Gazette No 32141 of 17 April 2009.

1.2 STRATEGIC OBJECTIVE

To ensure good governance, financial viability and optimal institutional transformation with capacity to execute its mandate.”

1.3 BACKGROUND

Section 71 and 52(d) of the MFMA and in terms of Section 28 of the Government Notice 32141 dated 17 April 2009, regarding the “Local Government: Municipal Finance Management Act 56 of 2003, Municipal Budget and Reporting Regulations” necessitates that specific financial particular be reported on and in the format prescribed, hence this report to meet legislative compliance.

Section 71(1) and 52(d) The accounting officer of a municipality must by no later than 10 working days after the end of each month submit to the mayor of the municipality and the relevant treasury a statement in the prescribed format on the state of the municipality’s budget reflecting the following particulars for the month and for the financial year up to the end of that month: ...”.

“Section 28 of government notice: The monthly budget statement of a municipality must be in the format specified in Schedule C and include all the required tables, charts and explanatory information, taking into account any guidelines issued by the Minister in terms of section 168(1) of the Act.”

For the reporting period ending 31 December 2025 the ten-working day reporting limit expired on 15 January 2026.

Further, Section 31(1) of the Government Gazette No 32141 of 17 April 2009 prescribes the following:

“31. (1) The mayor’s quarterly report on the implementation of the budget and financial state Of affairs of the municipality as required by section 52 (d) of the Act must be –

- (a) In the format specified in Schedule C and include all the required tables, charts and explanatory
- (b) Information, taking into account any guidelines issued by the Minister in terms of section 168(1) of the Act; and
- (c) Consistent with the monthly budget statements for October, November and December.
- (d) Submitted to the National Treasury and the relevant Provincial Treasury within ten days of tabling of the report to the council.”

4. ANNAXURES

PART 1 – FINANCIAL REPORT

- 4.1 Summary Financial Status – 31 December 2025**
- 4.2 Financial Ratios – 31 December 2025**
- 4.3 Summary Financial Performance Report for The Period Ending – 31 December 2025**
- 4.4 Capital Expenditure – 31 December 2025**
- 4.5 Material Variances – 31 December 2025**

Part 2 – Detailed Financial Information

- 4.6 Debtors Analysis – 31 December 2025**
- 4.7 Creditors Analysis – 31 December 2025**
- 4.8 Cash and Investments – 31 December 2025**
- 4.9 Conditional Grants – 31 December 2025**
- 4.10 Councilor and Staff Benefits (Sec 66) – 31 December 2025**
- 4.11 Other Supporting Documents – 31 December 2025**
- 4.12 Status on Capital Projects – 31 December 2025**
- 4.13 Monthly Budget Statements – 31 December 2025**
- 4.14 Quality Certificate – 31 December 2025**

5. RECOMMENDATIONS

It is therefore recommended that:

1. The report be noted
2. That, in compliance with, Section 71 and Section 52(d) of the MFMA and in terms of Government Notice 32141 dated 17 April 2009, regarding the “Local Government: Municipal Finance Management Act 2003 Municipal Budget and Reporting Regulations” the preliminary financial results regarding the operating and capital budgets for 2025/2026 financial year, and supporting documents as required by National Treasury (Schedule C) be submitted to Full Council Committee.
3. In order to comply with Section 31(1) of the Government Gazette No 32141 of 17 April 2009 this report be submitted to the National Treasury and the relevant Provincial Treasury.

4.1 SUMMARY OF FINANCIAL STATUS – 31 DECEMBER 2025

- 4.1.1 Deficit as at 31 December 2025 is R 5,260,955.75
- 4.1.2 Capital Expenditure as at 31 December 2025 is R 22,738,307.00
- 4.1.3 Trade Receivables as at 31 December 2025 is R 135,053,072.24
- 4.1.3 Cash and Cash Equivalent as at 31 December 2025 is R 178,454,859.63
- 4.1.5 Total Unspent Conditional Grants as at 31 December 2025 is R 14,638,259.91

4.2 FINANCIAL RATIOS – 31 DECEMBER 2025

Summary of Financial Performance	Actual Year to Total Budget
Actual Revenue to Budgeted Revenue	43%
Actual Opex to Budgeted Opex	45%
Actual Capex to Budgeted Capex	36%
Employee related cost	45%
Councillors Remuneration	47%
Conditional Grants Expenditure	61.23%
Debtors Collection	65.91%
Creditors Paid within 30 days	100%

4.3. SUMMARY OF FINANCIAL PERFORMANCE FOR PERIOD ENDING
31 DECEMBER 2025

The below analysis is a high-level assessment based on revenue and expenditure recognised on the Municipal Financial System. It is incumbent on the necessary user business units and user departments to ensure the completeness, Validity and accuracy of the information provided for the purposes of the assessment and bring to the attention of the council any further business units' items, which are fully elaborated below.

The SFP shown in Annexure A, Table C4, is prepared on a similar basis to the prescribed budget format, detailing revenue by source type and expenditure by input type. The summary report indicates the following:

DESCRIPTION	ORIGINAL BUDGET 2025/2026	YTD BUDGET 31/12/2025	YTD ACTUALS 31/12/2025
Total Revenue	262,516,529.00	131,258,256.00	113,939,637.70
Total Expenditure	(297,684,367.00)	(148,837,002.00)	(135,157,481.94)
Operating Surplus/ (Deficit)	(35,167,838.00)	(17,578,746.00)	(21,217,844.24)
Transfers recognised – capital	38,868,000.00	19,434,000.00	15,956,888.49
Surplus for the year	3,700,162.00	1,855,254.00	(5,260,955.75)

Monthly Budget Tables

Table C1 below provides a summary of the overall performance in the Municipality and is unpacked in the sections that follow

KZN436 Dr Nkosazana Dlamini Zuma - Table C1 Monthly Budget Statement Summary - M06 December

Description	2024/25	Budget Year 2025/26							
	R thousands Audited Outcome	Original Budget	Adjusted Budget	Monthly Actual	YearTD Actual	YearTD Budget	YTD Variance	YTD Variance %	Full Year Forecast
Financial Performance									
Property rates	44 315	46 096	46 096	3 913	23 372	23 048	324	1%	46 096
Service charges	4 528	4 861	4 861	407	2 450	2 431	19	1%	4 861
Investment revenue	13 672	16 732	16 732	1 319	5 290	8 366	(3 076)	-37%	16 732
Transfers and subsidies - Operational	179 345	179 187	179 187	990	76 927	89 593	(12 667)	-14%	179 187
Other own revenue	21 558	15 641	15 641	1 097	5 901	7 821	(1 920)	-25%	15 641
Total Revenue (excluding capital transfers and	263 417	262 517	262 517	7 725	113 940	131 258	(17 319)	-13%	262 517
Employee costs	88 621	104 388	104 388	11 503	47 473	52 194	(4 721)	-9%	104 388
Remuneration of Councillors	12 750	14 499	14 499	1 077	6 831	7 249	(418)	-6%	14 499
Depreciation and amortisation	52 810	54 038	54 038	4 478	27 105	27 019	86	0%	54 038
Interest	2 799	1 240	1 240	173	1 099	620	479	77%	1 240
Inventory consumed and bulk purchases	4 838	6 627	6 627	498	1 952	3 314	(1 361)	-41%	6 627
Transfers and subsidies	2 357	2 075	2 075	75	486	1 037	(551)	-53%	2 075
Other expenditure	105 655	114 818	114 818	10 070	50 211	57 404	(7 193)	-13%	114 818
Total Expenditure	269 831	297 684	297 684	27 874	135 157	148 837	(13 680)	-9%	297 684
Surplus/(Deficit)	(6 414)	(35 168)	(35 168)	(20 149)	(21 218)	(17 579)	(3 639)	21%	(35 168)
Transfers and subsidies - capital (monetary allocations)	32 185	38 868	38 868	2 647	15 957	19 434	(3 477)	-18%	38 868
Transfers and subsidies - capital (in-kind)	-	-	-	-	-	-	-	-	-
Surplus/(Deficit) after capital transfers & contributions	25 771	3 700	3 700	(17 502)	(5 261)	1 855	(7 116)	-384%	3 700
Share of surplus/ (deficit) of associate	-	-	-	-	-	-	-	-	-
Surplus/ (Deficit) for the year	25 771	3 700	3 700	(17 502)	(5 261)	1 855	(7 116)	-384%	3 700
Capital expenditure & funds sources									
Capital expenditure	74 096	62 833	62 833	4 849	22 738	31 416	(8 678)	-28%	62 833
Capital transfers recognised	54	33 798	33 798	2 301	14 533	16 899	(2 366)	-14%	33 798
Borrowing	-	-	-	-	-	-	-	-	-
Internally generated funds	18 635	29 034	29 034	2 548	8 205	14 517	(6 312)	-43%	29 034
Total sources of capital funds	18 689	62 833	62 833	4 849	22 738	31 416	(8 678)	-28%	62 833
Financial position									
Total current assets	200 864	160 934	160 934		258 840				160 934
Total non current assets	536 560	615 740	615 740		587 065				615 740
Total current liabilities	42 761	50 619	50 619		101 114				50 619
Total non current liabilities	26 285	23 347	23 347		26 803				23 347
Community wealth/Equity	723 249	702 708	702 708		723 249				702 708
Cash flows									
Net cash from (used) operating	576 176	56 420	56 420	(8 873)	231 212	28 210	(203 002)	-720%	281 356
Net cash from (used) investing	(78 070)	(72 258)	(72 258)	(9 928)	(27 785)	36 129	63 914	177%	72 258
Net cash from (used) financing	-	-	-	-	-	-	-	-	-
Cash/cash equivalents at the month/year end	784 407	70 039	70 039	-	561 690	150 216	(411 474)	-274%	711 877
Debtors & creditors analysis	0-30 Days	31-60 Days	61-90 Days	91-120 Days	121-150 Dys	151-180 Dys	181 Dys-1 Yr	Over 1Yr	Total
Debtors Age Analysis									
Total By Income Source	-	-	-	-	-	-	-	-	-
Creditors Age Analysis									
Total Creditors	-	-	-	-	-	-	-	-	-

Table C2 provides the statement of financial performance by standard classification
KZN436 Dr Nkosazana Dlamini Zuma - Table C2 Monthly Budget Statement - Financial Performance (functional classification) - M06 December

Description	Ref	Budget Year 2025/26								
		2024/25 Audited Outcome	Original Budget	Adjusted Budget	Monthly Actual	YearTD Actual	YearTD Budget	YTD Variance	YTD Variance	Full Year Forecast
Revenue - Functional										
Governance and administration		245 418	248 445	248 445	6 264	105 954	124 222	(18 268)	-15%	248 445
Executive and council		-	-	-	-	-	-	-	-	-
Finance and administration		245 418	248 445	248 445	6 264	105 954	124 222	(18 268)	-15%	248 445
Internal audit		-	-	-	-	-	-	-	-	-
Community and public safety		6 512	6 753	6 753	920	3 886	3 377	509	15%	6 753
Community and social services		4 868	4 942	4 942	803	3 061	2 471	589	24%	4 942
Sport and recreation		-	-	-	-	-	-	-	-	-
Public safety		1 644	1 811	1 811	117	825	905	(81)	-9%	1 811
Housing		-	-	-	-	-	-	-	-	-
Health		-	-	-	-	-	-	-	-	-
Economic and environmental services		33 491	41 325	41 325	2 781	17 607	20 663	(3 055)	-15%	41 325
Planning and development		307	322	322	16	155	161	(6)	-4%	322
Road transport		33 184	41 003	41 003	2 765	17 452	20 502	(3 050)	-15%	41 003
Environmental protection		-	-	-	-	-	-	-	-	-
Trading services		10 181	4 861	4 861	407	2 450	2 431	19	1%	4 861
Energy sources		4 786	-	-	-	-	-	-	-	-
Water management		-	-	-	-	-	-	-	-	-
Waste water management		-	-	-	-	-	-	-	-	-
Waste management		5 395	4 861	4 861	407	2 450	2 431	19	1%	4 861
Other	4	-	-	-	-	-	-	-	-	-
Total Revenue - Functional	2	295 602	301 385	301 385	10 372	129 897	150 692	(20 796)	-14%	301 385
Expenditure - Functional										
Governance and administration		160 102	180 396	180 396	16 394	81 364	90 193	(8 829)	-10%	180 396
Executive and council		28 962	31 746	31 746	2 633	14 043	15 873	(1 830)	-12%	31 746
Finance and administration		128 413	144 732	144 786	13 439	65 758	72 388	(6 630)	-9%	144 786
Internal audit		2 727	3 919	3 865	322	1 562	1 932	(370)	-19%	3 865
Community and public safety		38 498	43 298	43 298	4 612	19 188	21 649	(2 461)	-11%	43 298
Community and social services		19 959	22 053	22 080	2 836	11 242	11 040	202	2%	22 080
Sport and recreation		173	-	-	26	98	-	98	-	-
Public safety		15 578	20 237	20 209	1 697	7 373	10 105	(2 731)	-27%	20 209
Housing		2 788	1 009	1 009	52	475	504	(29)	-6%	1 009
Health		-	-	-	-	-	-	-	-	-
Economic and environmental services		51 040	57 993	57 993	5 393	28 795	28 996	(201)	-1%	57 993
Planning and development		10 156	24 432	24 432	979	7 744	12 216	(4 472)	-37%	24 432
Road transport		40 884	33 560	33 560	4 413	21 051	16 780	4 271	25%	33 560
Environmental protection		-	-	-	-	-	-	-	-	-
Trading services		18 414	10 902	10 902	1 313	5 131	5 451	(320)	-6%	10 902
Energy sources		8 334	-	-	-	-	-	-	-	-
Water management		-	-	-	-	-	-	-	-	-
Waste water management		-	-	-	-	-	-	-	-	-
Waste management		10 079	10 902	10 902	1 313	5 131	5 451	(320)	-6%	10 902
Other		1 777	5 095	5 095	163	680	2 548	(1 868)	-73%	5 095
Total Expenditure - Functional	3	269 831	297 684	297 684	27 874	135 157	148 837	(13 680)	-9%	297 684
Surplus/ (Deficit) for the year		25 771	3 700	3 700	(17 502)	(5 261)	1 855	(7 116)	-384%	3 700

This table assesses the revenue and expenditure by function, the revenue as at the end of December 2025 is R 129.9 million and expenditure is R 135.2 million. Expenditure by functional classification presents the expenditures by the identified reportable segments. The major driver of this expenditure is the governance and administration function, due to cost of consultants and professional services.

Table C3 presents the same information as the table above, the difference being that it is by Municipal vote.

KZN436 Dr Nkosazana Dlamini Zuma - Table C3 Monthly Budget Statement - Financial Performance (revenue and expenditure by municipal vote) -

Vote Description	Ref	2024/25	Budget Year 2025/26							
		Audited Outcome	Original Budget	Adjusted Budget	Monthly Actual	YearTD Actual	YearTD Budget	YTD Variance	YTD Variance %	Full Year Forecast
R thousands										
Revenue by Vote	1									
Vote 1 - EXECUTIVE AND COUNCIL		-	-	-	-	-	-	-	-	-
Vote 2 - BUDGET AND TREASURY		245 749	248 386	248 386	6 356	106 439	124 193	(17 754)	-14,3%	248 386
Vote 3 - CORPORATE SERVICES		126	59	59	-	-	29	(29)	-100,0%	59
Vote 4 - COMMUNITY SERVICES		10 618	11 614	11 614	1 236	5 886	5 807	78	1,3%	11 614
Vote 5 - PUBLIC WORKS AND BASIC SERVICES		38 803	41 003	41 003	2 765	17 452	20 502	(3 050)	-14,9%	41 003
Vote 6 - PLANNING AND DEVELOPMNT		306	322	322	16	120	161	(41)	-25,6%	322
Vote 7 - [NAME OF VOTE 7]		-	-	-	-	-	-	-	-	-
Vote 8 - [NAME OF VOTE 8]		-	-	-	-	-	-	-	-	-
Vote 9 - [NAME OF VOTE 9]		-	-	-	-	-	-	-	-	-
Vote 10 - [NAME OF VOTE 10]		-	-	-	-	-	-	-	-	-
Vote 11 - [NAME OF VOTE 11]		-	-	-	-	-	-	-	-	-
Vote 12 - [NAME OF VOTE 12]		-	-	-	-	-	-	-	-	-
Vote 13 - [NAME OF VOTE 13]		-	-	-	-	-	-	-	-	-
Vote 14 - [NAME OF VOTE 14]		-	-	-	-	-	-	-	-	-
Vote 15 - [NAME OF VOTE 15]		-	-	-	-	-	-	-	-	-
Total Revenue by Vote	2	295 602	301 385	301 385	10 372	129 897	150 692	(20 796)	-13,8%	301 385
Expenditure by Vote	1									
Vote 1 - EXECUTIVE AND COUNCIL		31 690	35 665	35 611	2 955	15 606	17 805	(2 200)	-12,4%	35 611
Vote 2 - BUDGET AND TREASURY		87 966	94 656	94 710	8 729	44 464	47 350	(2 886)	-6,1%	94 710
Vote 3 - CORPORATE SERVICES		40 446	49 575	49 575	4 710	21 294	24 788	(3 493)	-14,1%	49 575
Vote 4 - COMMUNITY SERVICES		35 710	42 290	42 290	4 560	18 713	21 145	(2 432)	-11,5%	42 290
Vote 5 - PUBLIC WORKS AND BASIC SERVICES		63 661	56 463	56 463	6 122	31 549	28 232	3 318	11,8%	56 463
Vote 6 - PLANNING AND DEVELOPMNT		10 358	19 035	19 035	798	3 531	9 518	(5 986)	-62,9%	19 035
Vote 7 - [NAME OF VOTE 7]		-	-	-	-	-	-	-	-	-
Vote 8 - [NAME OF VOTE 8]		-	-	-	-	-	-	-	-	-
Vote 9 - [NAME OF VOTE 9]		-	-	-	-	-	-	-	-	-
Vote 10 - [NAME OF VOTE 10]		-	-	-	-	-	-	-	-	-
Vote 11 - [NAME OF VOTE 11]		-	-	-	-	-	-	-	-	-
Vote 12 - [NAME OF VOTE 12]		-	-	-	-	-	-	-	-	-
Vote 13 - [NAME OF VOTE 13]		-	-	-	-	-	-	-	-	-
Vote 14 - [NAME OF VOTE 14]		-	-	-	-	-	-	-	-	-
Vote 15 - [NAME OF VOTE 15]		-	-	-	-	-	-	-	-	-
Total Expenditure by Vote	2	269 831	297 684	297 684	27 874	135 157	148 837	(13 680)	-9,2%	297 684
Surplus/ (Deficit) for the year	2	25 771	3 700	3 700	(17 502)	(5 261)	1 855	(7 116)	-383,6%	3 700

Table C4 this schedule provides information on the planned revenue and operational expenditures against the actual results for the period ending 31 DECEMBER 2025.

KZN436 Dr Nkosazana Dlamini Zuma - Table C4 Monthly Budget Statement - Financial Performance (revenue and expenditure) - M06 December

Description	Ref	Budget Year 2025/26								
		2024/25 Audited Outcome	Original Budget	Adjusted Budget	Monthly Actual	YearTD Actual	YearTD Budget	YTD Variance	YTD Variance %	Full Year Forecast
Revenue										
Exchange Revenue										
Service charges - Electricity		-	-	-	-	-	-	-	-	-
Service charges - Water		-	-	-	-	-	-	-	-	-
Service charges - Waste Water Management		-	-	-	-	-	-	-	-	-
Service charges - Waste management		4 528	4 861	4 861	407	2 450	2 431	19	1%	4 861
Sale of Goods and Rendering of Services		5 294	647	647	18	229	323	(94)	-29%	647
Agency services		605	751	751	-	195	375	(180)	-48%	751
Interest		-	-	-	-	-	-	-	-	-
Interest earned from Receivables		-	-	-	-	-	-	-	-	-
Interest earned from Current and Non Current Assets		13 672	16 732	16 732	1 319	5 290	8 366	(3 076)	-37%	16 732
Dividends		-	-	-	-	-	-	-	-	-
Rent on Land		-	-	-	-	-	-	-	-	-
Rental from Fixed Assets		1 885	2 153	2 153	111	700	1 076	(376)	-35%	2 153
Licence and permits		691	445	445	33	247	223	24	11%	445
Special rating levies		-	-	-	-	-	-	-	-	-
Operational Revenue		185	825	825	2	60	413	(353)	-86%	825
Non-Exchange Revenue										
Property rates		44 315	46 096	46 096	3 913	23 372	23 048	324	1%	46 096
Surcharges and Taxes		-	-	-	-	-	-	-	-	-
Fines, penalties and forfeits		911	2 602	2 602	97	1 296	1 301	(5)	0%	2 602
Licence and permits		-	20	20	-	-	10	(10)	-100%	20
Transfer and subsidies - Operational		179 345	179 187	179 187	990	76 927	89 593	(12 667)	-14%	179 187
Interest		9 066	8 198	8 198	836	3 173	4 099	(926)	-23%	8 198
Fuel Levy		-	-	-	-	-	-	-	-	-
Operational Revenue		-	-	-	-	-	-	-	-	-
Gains on disposal of Assets		543	-	-	-	-	-	-	-	-
Other Gains		2 378	-	-	-	-	-	-	-	-
Discontinued Operations		-	-	-	-	-	-	-	-	-
Total Revenue (excluding capital transfers and		263 417	262 517	262 517	7 725	113 940	131 258	-		262 517
Expenditure By Type										
Employee related costs		88 621	104 388	104 388	11 503	47 473	52 194	(4 721)	-9%	104 388
Remuneration of councillors		12 750	14 499	14 499	1 077	6 831	7 249	(418)	-6%	14 499
Bulk purchases - electricity		-	-	-	-	-	-	-	-	-
Inventory consumed		4 838	6 627	6 627	498	1 952	3 314	(1 361)	-41%	6 627
Debt impairment		(150)	4 746	4 746	-	(1 136)	2 373	(3 509)	-148%	4 746
Depreciation and amortisation		52 810	54 038	54 038	4 478	27 105	27 019	86	0%	54 038
Interest		2 799	1 240	1 240	173	1 099	620	479	77%	1 240
Contracted services		55 200	59 858	59 895	5 099	28 993	29 948	(955)	-3%	59 895
Transfers and subsidies		2 357	2 075	2 075	75	486	1 037	(551)	-53%	2 075
Irrecoverable debts written off		2 566	3 900	3 900	-	533	1 950	(1 417)	-73%	3 900
Operational costs		48 039	46 314	46 277	4 971	21 821	23 133	(1 312)	-6%	46 277
Losses on Disposal of Assets		-	-	-	-	-	-	-	-	-
Other Losses		-	-	-	-	-	-	-	-	-
Total Expenditure		269 831	297 684	297 684	27 874	135 157	148 837	(13 680)	-9%	297 684
Surplus/(Deficit)		(6 414)	(35 168)	(35 168)	(20 149)	(21 218)	(17 579)	13 680	(0)	(35 168)
Transfers and subsidies - capital (monetary allocations)		32 185	38 868	38 868	2 647	15 957	19 434	(3 477)	(0)	38 868
Transfers and subsidies - capital (in-kind)		-	-	-	-	-	-	-	-	-
Surplus/(Deficit) after capital transfers & contributions		25 771	3 700	3 700	(17 502)	(5 261)	1 855			3 700
Income Tax		-	-	-	-	-	-	-	-	-
Surplus/(Deficit) after income tax		25 771	3 700	3 700	(17 502)	(5 261)	1 855			3 700
Share of Surplus/Deficit attributable to Joint Venture		-	-	-	-	-	-	-	-	-
Share of Surplus/Deficit attributable to Minorities		-	-	-	-	-	-	-	-	-
Surplus/(Deficit) attributable to municipality		25 771	3 700	3 700	(17 502)	(5 261)	1 855			3 700
Share of Surplus/Deficit attributable to Associate		-	-	-	-	-	-	-	-	-
Intercompany/Parent subsidiary transactions		-	-	-	-	-	-	-	-	-
Surplus/ (Deficit) for the year		25 771	3 700	3 700	(17 502)	(5 261)	1 855			3 700

In terms of Table C4 as at 31 December 2025 Budget & Performance, the actual billed and/or collected to date is R 113.9 million inclusive of operational transfers and subsidies against YTD budget R 131.3 million, this reflects an under performance against period target. The operating expenditure budget as at 31 December 2025 is R 148.8 million against a YTD Actual of R 135.2 million and that is reflecting a variance of -9%, this indicates an under-spending for the period budget. The operating deficit for the period is R5.3 million after Capital transfers and contributions.

4.4 CAPITAL EXPENDITURE – 31 DECEMBER 2025

Table C5 below reports on the capital expenditures by departments (municipal vote) and by standard classification. The bottom part of the schedule looks at the funding sources of the capital projects. The Capital expenditure report shown in attached C Schedule Table C5 has been prepared on the basis of the format required to be lodged electronically with National Treasury and is categorised by municipal vote. The summary report indicates the following:

KZN436 Dr Nkosazana Dlamini Zuma - Table C5 Monthly Budget Statement - Capital Expenditure (municipal vote, functional classification and funding) - M06 December

Vote Description	Ref	Budget Year 2025/26								
		2024/25 Audited Outcome	Original Budget	Adjusted Budget	Monthly Actual	YearTD Actual	YearTD Budget	YTD Variance	YTD Variance %	Full Year Forecast
R thousands	1									
Multi-Year expenditure appropriation	2									
Vote 1 - EXECUTIVE AND COUNCIL		-	-	-	-	-	-	-	-	-
Vote 2 - BUDGET AND TREASURY		-	100	100	-	-	50	(50)	-100%	100
Vote 3 - CORPORATE SERVICES		-	120	120	-	-	60	(60)	-100%	120
Vote 4 - COMMUNITY SERVICES		2 406	3 360	3 360	44	44	1 680	(1 636)	-97%	3 360
Vote 5 - PUBLIC WORKS AND BASIC SERVICES		166	41 151	41 151	3 323	16 781	20 576	(3 794)	-18%	41 151
Vote 6 - PLANNING AND DEVELOPMNT		-	-	-	-	-	-	-	-	-
Vote 7 - [NAME OF VOTE 7]		-	-	-	-	-	-	-	-	-
Vote 8 - [NAME OF VOTE 8]		-	-	-	-	-	-	-	-	-
Vote 9 - [NAME OF VOTE 9]		-	-	-	-	-	-	-	-	-
Vote 10 - [NAME OF VOTE 10]		-	-	-	-	-	-	-	-	-
Vote 11 - [NAME OF VOTE 11]		-	-	-	-	-	-	-	-	-
Vote 12 - [NAME OF VOTE 12]		-	-	-	-	-	-	-	-	-
Vote 13 - [NAME OF VOTE 13]		-	-	-	-	-	-	-	-	-
Vote 14 - [NAME OF VOTE 14]		-	-	-	-	-	-	-	-	-
Vote 15 - [NAME OF VOTE 15]		-	-	-	-	-	-	-	-	-
Total Capital Multi-year expenditure	4,7	2 571	44 731	44 731	3 367	16 825	22 365	(5 541)	-25%	44 731
Single Year expenditure appropriation	2									
Vote 1 - EXECUTIVE AND COUNCIL		114	231	231	40	149	116	34	29%	231
Vote 2 - BUDGET AND TREASURY		57 411	1 721	1 721	-	671	861	(190)	-22%	1 721
Vote 3 - CORPORATE SERVICES		2 261	2 562	2 562	-	669	1 281	(612)	-48%	2 562
Vote 4 - COMMUNITY SERVICES		6 205	6 798	6 798	-	309	3 399	(3 090)	-91%	6 798
Vote 5 - PUBLIC WORKS AND BASIC SERVICES		4 900	6 384	6 384	1 442	3 970	3 192	778	24%	6 384
Vote 6 - PLANNING AND DEVELOPMNT		634	405	405	-	146	202	(57)	-28%	405
Vote 7 - [NAME OF VOTE 7]		-	-	-	-	-	-	-	-	-
Vote 8 - [NAME OF VOTE 8]		-	-	-	-	-	-	-	-	-
Vote 9 - [NAME OF VOTE 9]		-	-	-	-	-	-	-	-	-
Vote 10 - [NAME OF VOTE 10]		-	-	-	-	-	-	-	-	-
Vote 11 - [NAME OF VOTE 11]		-	-	-	-	-	-	-	-	-
Vote 12 - [NAME OF VOTE 12]		-	-	-	-	-	-	-	-	-
Vote 13 - [NAME OF VOTE 13]		-	-	-	-	-	-	-	-	-
Vote 14 - [NAME OF VOTE 14]		-	-	-	-	-	-	-	-	-
Vote 15 - [NAME OF VOTE 15]		-	-	-	-	-	-	-	-	-
Total Capital single-year expenditure	4	71 525	18 102	18 102	1 482	5 913	9 051	(3 137)	-35%	18 102
Total Capital Expenditure	3	74 096	62 833	62 833	4 849	22 738	31 416	(8 678)	-28%	62 833
Capital Expenditure - Functional Classification										
Governance and administration		60 586	4 734	4 734	40	1 489	2 367	(878)	-37%	4 734
Executive and council		114	231	231	40	149	116	34	29%	231
Finance and administration		60 471	4 503	4 503	-	1 340	2 252	(912)	-40%	4 503
Internal audit		-	-	-	-	-	-	-	-	-
Community and public safety		8 623	10 495	10 495	44	568	5 247	(4 679)	-89%	10 495
Community and social services		5 876	4 717	4 717	44	293	2 358	(2 065)	-88%	4 717
Sport and recreation		-	-	-	-	-	-	-	-	-
Public safety		2 747	5 778	5 778	-	275	2 889	(2 614)	-90%	5 778
Housing		-	-	-	-	-	-	-	-	-
Health		-	-	-	-	-	-	-	-	-
Economic and environmental services		4 792	42 403	42 403	3 840	18 609	21 202	(2 592)	-12%	42 403
Planning and development		1 167	34 363	34 504	2 281	16 124	17 252	(1 128)	-7%	34 504
Road transport		3 625	8 040	7 899	1 559	2 485	3 950	(1 464)	-37%	7 899
Environmental protection		-	-	-	-	-	-	-	-	-
Trading services		96	900	900	-	-	450	(450)	-100%	900
Energy sources		-	-	-	-	-	-	-	-	-
Water management		-	-	-	-	-	-	-	-	-
Waste water management		-	800	800	-	-	400	(400)	-100%	800
Waste management		96	100	100	-	-	50	(50)	-100%	100
Other		-	4 300	4 300	926	2 071	2 150	(79)	-4%	4 300
Total Capital Expenditure - Functional Classification	3	74 096	62 833	62 833	4 849	22 738	31 416	(8 678)	-28%	62 833
Funded by:										
National Government		54	33 798	33 798	2 301	14 533	16 899	(2 366)	-14%	33 798
Provincial Government		-	-	-	-	-	-	-	-	-
District Municipality		-	-	-	-	-	-	-	-	-
Transfers and subsidies - capital (monetary allocations) (Nat/ Prov Departm Agencies, Households, Non-profit Institutions, Private Enterprises, Public Corporatbns, Higher Educ Institutions)		-	-	-	-	-	-	-	-	-
Transfers recognised - capital		54	33 798	33 798	2 301	14 533	16 899	(2 366)	-14%	33 798
Borrowing	6	-	-	-	-	-	-	-	-	-
Internally generated funds		18 635	29 034	29 034	2 548	8 205	14 517	(6 312)	-43%	29 034
Total Capital Funding	7	18 689	62 833	62 833	4 849	22 738	31 416	(8 678)	-28%	62 833

Capital Expenditure by Funding Source – 31 December 2025

Appendix C for December 2025					
Capital Project for 2025/2026					
Item Description	Original Budget 2025/2026	Amended Budget 2025/2026	Actual spent 31 December 2025	YTD Spent 31 December 2025	% Spent YTD
TOTAL INTERNAL FUNDED	29 034 372	29 034 372	2 547 642	8 205 233	28%
		-		-36 295	
TOTAL MIG GRANT	33 798 261	33 798 261	2 301 347	14 533 074	43%
TOTAL CAPITAL EXPENDITURE	62 832 633	62 832 633	4 848 989	22 738 307	36%

Table A above presents similar information as table C5

The capital expenditure original budget for the 2025/26 financial year is R 62.8 million this figure comprises of MIG R 33.8 million excluding VAT and Internal Funding of R 29 million; these capital expenditure projects reflect a total expenditure of R 4.8 million for the period ended 31 December 2025. The municipality anticipates spending 100% of the total grant capital budget as at the end of the financial year.

The municipality does not have delays arising from, poor performance on emerging contractors no appeals are in-process and no work stoppages.

4.5 MATERIAL VARIENCES – REVENUE AND EXPENDITURE – 31 DECEMBER 2025

The reasons for the variances will be discussed with reference to Table C4 of the Budget Statement Table, and is explained as follows

Exchange revenue:	Percentage	Variance explanation
Agency services	-48%	Remittance advice from the department of transport not yet received but will be allocated in the period it is received.
Interest earned – External Investments	-37%	Interest earned varies according to investments period, interest rates and pronouncements by the Monetary Policy Committee. Furthermore, these include interest that are yet to mature.
Rental of facilities and equipment	-35%	This item is a demand driven revenue from ad-hoc rentals was above expectation.
Licence and permits	11%	This item is a demand driven revenue from ad-hoc based-on learner licence application and taxi permit.
Non-Exchange Revenue:		Variance explanation
Licence and permits	-100%	Remittance advice from the department of transport not yet received but will be allocated in the period it is received.
Interest earned – Outstanding Debtors	-23%	Low collection rates based on the system challenges the municipality has been facing. Furthermore, the application of prudent budgeting principles.
Expenditure		
Debts impairment and gains	-148%	The assessment of outstanding debts will be finalised during the annual financial statement preparation process for 2025/26. In addition, proceeds from

		the recent auction have been allocated incorrectly, which will be reviewed and corrected as part of the mid-year budget adjustment processes
Inventory Consumed	-41%	Procurement contract in place, orders being issued and yet to be fulfilled.
Transfers and Subsidies	-53%	This item is demand driven and depends on the number of people who purchase Free Basic Electricity.
Irrecoverable debts written off	-73%	This item depends on the number of people that apply successfully for debt to be written off. Furthermore, the provision adjustment is a year-end activity.
Operational costs	-6%	Cost containment measures enforcement, Q1 remain a procurement affected months while service providers are being secured.

PART 2 – DETAILED FINANCIAL INFORMATION

4.6 DEBTORS ANALYSIS – 31 DECEMBER 2025

- The total debtors' book for the municipality stood at R135 053 072.24 as at 31 December 2025. This reflects an increase of 1.14% compared to the previous month, indicating that while collection efforts are ongoing, new debt continues to accumulate.

REPORT ON INDIGENT MANAGEMENT AS AT 31 DECEMBER 2025

- For the month of December 2025, the municipality supported 736 registered indigent households, with an amount of R92 862.74 disbursed toward Free Basic Electricity (FBE). The effective implementation of the indigent support policy remains a key instrument in providing relief to the most vulnerable and ensuring equitable access to basic services.

REPORT ON TRAFFIC FINES AS AT 31 DECEMBER 2025

Traffic fine collections continue to present a challenge, although efforts to improve recovery rates are ongoing. For December 2025:

- The total value of notices issued remains significant, but the traffic fines collection rate has improved modestly, now standing at 8.4%, reflecting positive outcomes from the revised enforcement and collection strategies recently introduced.
- The phased in introduction of Administrative Adjudication of Road Traffic Offences Act (AARTO) presents threat to municipal traffic fine revenue line and impairs the collectability of existing traffics fines.

REPORT ON ANIMAL POUNDS AS AT 31 DECEMBER 2025

During the reporting period, the Municipality continued to operate animal pounds in both Himeville and Creighton. Captured and impounded livestock statistics were systematically recorded and monitored. These pound services play a critical role in managing stray livestock, promoting road and public safety, and supporting compliance with municipal by-laws.

CREDITORS AGE ANALYSIS

The municipality has R 2 410 610.71 creditors as at the end of the period, these creditors relate to goods and services received in the month of December 2025 period and whose payment period has not lapsed. As the municipality makes an extra effort that creditors are paid within 30 days as per MFMA.

4.7 ANALYSIS OF CASH & INVESTMENTS – 31 DECEMBER 2025

NAME OF INSTITUTION	CLOSING BALANCE BANK STATEMENT
FNB	48,364,616.58
NED Bank	28,495,835.93
Standard Bank	43,412,227.10
Absa Business Bank	53,632,976.55
Total Investments	173,905,656.16
FNB Primary Accounts	4,549,203.47
Cash And Cash Equivalent	178,454,859.63

Total interest earned to date is 5,290,185.55

4.9 CONDITIONAL GRANTS – 31 DECEMBER 2025

Grants Funded Capital

- The MIG allocation for the 2025/26 financial year was R 38.9 million as per DORA. In the month of December 2025, the grant reflects R 15,956,888.49 spending as at the end of December 2025.

DR NKOSAZANA DLAMINI-ZUMA LOCAL MUNICIPALITY						
GRANTS SUMMARY DECEMBER 2025						
GRANT NAME	ITEM ACCOUNT	ORIGINAL BUDGET 2025/2026	APPROVED ROLLOVER BY NATIONAL TREASURY	TOTAL RECEIVED 31 DECEMBER 2025	TOTAL SPENT 31 DECEMBER 2025	TOTAL UNSPENT 31 DECEMBER 2025
NATIONAL TREASURY GRANTS						
MIG	IL00100601100200000000	38 868 000,00		28 000 000,00	15 956 888,49	12 043 111,51
FMG	IL00100601100200000000	2 000 000,00		2 000 000,00	1 488 221,59	511 778,41
EPWP	IL001006004001001002000	2 135 000,00		1 495 000,00	1 770 849,88	275 849,88
SUB-TOTAL		43 003 000,00	-	31 495 000,00	19 215 959,96	12 279 040,04
KZN PROVINCIAL GRANTS						
LIBRARY SERVICE OPERATIONAL GRANT	IL001006004001001002000	4 933 000,00		4 887 000,00	3 060 649,99	1 826 350,01
CLEANEST MUNICIPALITY COMPETITION	30311070251	-	400 000,00	-	-	400 000,00
GREENEST AND SMART MUNICIPALITY		-	132 869,86	-	-	132 869,86
SUB-TOTAL		4 933 000,00	532 869,86	4 887 000,00	3 060 649,99	2 359 219,87
TOTAL GRANTS		47 936 000,00	532 869,86	36 382 000,00	22 276 609,95	14 638 259,91

The total conditional grants allocation for the 2025/26 financial year is R 47.9 million. As at the end of 31 December 2025, the grants reflect R 22.3 million expenditure and R 36.4 million received to date.

4.10 COUNCILLOR AND STAFF BENEFITS (SEC 66) – 31 DECEMBER 2025

Table SC8 presents the expenditure of councillor and staff benefits at 31 December 2025

The table SC8 below for monthly budget statement Councillor and staff Benefit shows the detailed spending of staff salaries and wages and Councillor's remuneration.

Section 66 of the MFMA requires that the accounting officer of a municipality must report to Council in a prescribed format all expenditure incurred by the municipality on staff salaries, wages and benefits in a manner that discloses expenditure per type such as salaries contributions for pensions etc.

As at the end of the period 31 December 2025, 47% of the councillor's remuneration budget was spent and 45% spent against employee related costs budget.

KZN436 Dr Nkosazana Dlamini Zuma - Supporting Table SC8 Monthly Budget Statement - councillor and staff benefits - M06 December

Summary of Employee and Councillor remuneration	Ref	2024/25		Budget Year 2025/26						
		Audited Outcome	Original Budget	Adjusted Budget	Monthly Actual	YearTD Actual	YearTD Budget	YTD Variance	YTD Variance %	Full Year Forecast
R thousands		A	B	C					D	
Councillors (Political Office Bearers plus Other)	1									
Basic Salaries and Wages		9 432	10 861	10 861	795	5 148	5 431	(282)	-5%	10 861
Pension and UIF Contributions		1 198	1 265	1 265	106	642	633	10	2%	1 265
Medical Aid Contributions		-	-	-	-	-	-	-	-	-
Motor Vehicle Allowance		795	949	949	66	397	474	(77)	-16%	949
Cellphone Allowance		1 326	1 424	1 424	110	643	712	(69)	-10%	1 424
Housing Allowances		-	-	-	-	-	-	-	-	-
Other benefits and allowances		-	-	-	-	-	-	-	-	-
Sub Total - Councillors		12 750	14 499	14 499	1 077	6 831	7 249	(418)	-6%	14 499
% increase	4		13,7%	13,7%						13,7%
Senior Managers of the Municipality	3									
Basic Salaries and Wages		5 438	5 909	5 909	383	2 578	2 954	(377)	-13%	5 909
Pension and UIF Contributions		265	204	204	24	141	102	39	39%	204
Medical Aid Contributions		43	95	95	3	15	48	(32)	-68%	95
Overtime		-	-	-	-	-	-	-	-	-
Performance Bonus		54	581	581	58	58	290	(232)	-80%	581
Motor Vehicle Allowance		557	617	617	46	278	309	(30)	-10%	617
Cellphone Allowance		-	-	-	-	-	-	-	-	-
Housing Allowances		-	-	-	2	11	-	11	-	-
Other benefits and allowances		62	106	106	0	37	53	(16)	-31%	106
Sub Total - Senior Managers of Municipality		6 418	7 512	7 512	516	3 119	3 756	(638)	-17%	7 512
% increase	4		17,0%	17,0%						17,0%
Other Municipal Staff										
Basic Salaries and Wages		57 728	67 296	67 296	4 863	29 774	33 648	(3 874)	-12%	67 296
Pension and UIF Contributions		9 668	11 864	11 864	829	5 017	5 932	(915)	-15%	11 864
Medical Aid Contributions		4 855	4 563	4 563	343	2 047	2 282	(234)	-10%	4 563
Overtime		3 134	4 919	4 919	135	1 453	2 459	(1 006)	-41%	4 919
Performance Bonus		1 705	1 965	1 965	1 658	1 679	983	696	71%	1 965
Housing Allowances		207	520	520	18	107	260	(153)	-59%	520
Other benefits and allowances		3 620	4 328	4 328	2 997	3 301	2 164	1 137	53%	4 328
Payments in lieu of leave		-	-	-	-	-	-	-	-	-
Long service awards		79	421	421	136	792	210	582	276%	421
Post-retirement benefit obligations		1 207	1 000	1 000	9	185	500	(315)	-63%	1 000
Sub Total - Other Municipal Staff		82 202	96 876	96 876	10 987	44 355	48 438	(4 083)	-8%	96 876
% increase	4		17,9%	17,9%						17,9%
Total Parent Municipality		101 371	118 887	118 887	12 580	54 304	59 443	(5 139)	-9%	118 887
Unpaid salary, allowances & benefits in arrears:										
Total Municipal Entities		-	-	-	-	-	-	-	-	-
TOTAL SALARY, ALLOWANCES & BENEFITS		101 371	118 887	118 887	12 580	54 304	59 443	(5 139)	-9%	118 887
% increase	4		17,3%	17,3%						17,3%
TOTAL MANAGERS AND STAFF		88 621	104 388	104 388	11 503	47 473	52 194	(4 721)	-9%	104 388

4.11 OTHER SUPPORTING DOCUMENTS

Capital Expenditure Trend as at 31 December 2025

KZN436 Dr Nkosazana Dlamini Zuma - Supporting Table SC12 Monthly Budget Statement - capital expenditure trend - M06 December

Month	2024/25	Budget Year 2025/26							
	Audited Outcome	Original Budget	Adjusted Budget	Monthly Actual	YearTD Actual	YearTD Budget	YTD Variance	YTD Variance %	% spend of Original Budget
R thousands									
Monthly expenditure performance trend									
July	266	5 236	5 236	322	322	5 236	4 914	93,8%	1%
August	4 172	5 236	5 236	2 881	3 203	10 472	7 269	69,4%	5%
September	7 427	5 236	5 236	2 450	5 654	15 708	10 054	64,0%	9%
October	5 837	5 236	5 236	5 940	11 594	20 944	9 350	44,6%	18%
November	6 442	5 236	5 236	6 295	17 889	26 180	8 291	31,7%	28%
December	6 986	5 236	5 236	4 849	22 738	31 416	8 678	27,6%	36%
January	3 225	5 236	5 236	-	22 738	36 652	13 914	38,0%	36%
February	4 627	5 236	5 236	-	22 738	41 888	19 150	45,7%	36%
March	13 539	5 236	5 236	-	22 738	47 124	24 386	51,7%	36%
April	5 059	5 236	5 236	-	22 738	52 360	29 622	56,6%	36%
May	5 910	5 236	5 236	-	22 738	57 596	34 858	60,5%	36%
June	10 606	5 236	5 236	-	22 738	62 833	40 094	63,8%	36%
Total Capital expenditure	74 096	62 833	62 833	22 738					

Capital Expenditure on New Assets by Asset Class –31 December 2025

KZN436 Dr Nkosazana Dlamini Zuma - Supporting Table SC13a Monthly Budget Statement - capital expenditure on new assets by asset class -

Description	Ref	2024/25	Budget Year 2025/26							
		Audited Outcome	Original Budget	Adjusted Budget	Monthly Actual	YearTD Actual	YearTD Budget	YTD Variance	YTD Variance %	Full Year Forecast
R thousands										
Capital expenditure on new assets by Asset Class/Sub-class										
Infrastructure		-	7 640	7 217	214	687	3 609	(2 922)	-81,0%	7 217
Roads Infrastructure		-	7 640	7 217	214	687	3 609	(2 922)	-81,0%	7 217
Roads		-	5 925	5 714	214	435	2 857	(2 422)	-84,8%	5 714
Road Structures		-	1 215	1 003	-	252	502	(250)	-49,8%	1 003
Road Furniture		-	500	500	-	-	250	(250)	-100,0%	500
Community Assets		38	21 441	21 236	3 110	13 302	10 618	2 684	25,3%	21 236
Community Facilities		38	21 418	21 214	3 110	13 302	10 607	2 695	25,4%	21 214
Halls		-	11 418	11 214	1 764	8 430	5 607	2 823	50,3%	11 214
Centres		-	-	-	-	-	-	-	-	-
Crèches		-	4 403	4 403	420	2 800	2 201	599	27,2%	4 403
Testing Stations		-	400	400	-	-	200	(200)	-100,0%	400
Libraries		38	-	-	-	-	-	-	-	-
Public Open Space		-	300	300	-	-	150	(150)	-100,0%	300
Nature Reserves		-	-	-	-	-	-	-	-	-
Public Ablution Facilities		-	237	237	-	-	119	(119)	-100,0%	237
Markets		-	4 000	4 000	926	2 071	2 000	71	3,6%	4 000
Taxi Ranks/Bus Terminals		-	560	560	-	-	280	(280)	-100,0%	560
Capital Spares		-	100	100	-	-	50	(50)	-100,0%	100
Sport and Recreation Facilities		-	22	22	-	-	11	(11)	-100,0%	22
Indoor Facilities		-	-	-	-	-	-	-	-	-
Outdoor Facilities		-	22	22	-	-	11	(11)	-100,0%	22
Capital Spares		-	-	-	-	-	-	-	-	-
Other assets		2 371	1 907	1 907	-	-	954	(954)	-100,0%	1 907
Operational Buildings		2 371	1 907	1 907	-	-	954	(954)	-100,0%	1 907
Municipal Offices		2 100	1 907	1 907	-	-	954	(954)	-100,0%	1 907
Capital Spares		271	-	-	-	-	-	-	-	-
Housing		-	-	-	-	-	-	-	-	-
Intangible Assets		1 626	1 105	1 105	-	432	552	(120)	-21,7%	1 105
Servitudes		-	-	-	-	-	-	-	-	-
Licences and Rights		1 626	1 105	1 105	-	432	552	(120)	-21,7%	1 105
Computer Software and Applications		1 529	945	945	-	432	472	(40)	-8,5%	945
Load Settlement Software Applications		-	-	-	-	-	-	-	-	-
Unspecified		98	160	160	-	-	80	(80)	-100,0%	160
Computer Equipment		1 806	1 332	1 332	123	191	666	(475)	-71,3%	1 332
Computer Equipment		1 806	1 332	1 332	123	191	666	(475)	-71,3%	1 332
Furniture and Office Equipment		1 430	2 642	2 642	14	687	1 321	(634)	-48,0%	2 642
Furniture and Office Equipment		1 430	2 642	2 642	14	687	1 321	(634)	-48,0%	2 642
Machinery and Equipment		1 045	2 818	3 100	-	728	1 550	(822)	-53,0%	3 100
Machinery and Equipment		1 045	2 818	3 100	-	728	1 550	(822)	-53,0%	3 100
Transport Assets		10 266	4 785	4 785	1 345	2 016	2 393	(376)	-15,7%	4 785
Transport Assets		10 266	4 785	4 785	1 345	2 016	2 393	(376)	-15,7%	4 785
Zoological plants and animals		-	-	-	-	-	-	-	-	-
Total Capital Expenditure on new assets	1	18 583	43 670	43 325	4 805	18 044	21 663	3 619	16,7%	43 325

Capital Expenditure on Renewal of Existing Assets by Asset Class – 31 December 2025

KZN436 Dr Nkosazana Dlamini Zuma - Supporting Table SC13b Monthly Budget Statement - capital expenditure on renewal of existing assets by asset										
Description	Ref	2024/25	Budget Year 2025/26							
		Audited Outcome	Original Budget	Adjusted Budget	Monthly Actual	YearTD Actual	YearTD Budget	YTD Variance	YTD Variance %	Full Year Forecast
R thousands	1									
Capital expenditure on renewal of existing assets by Asset Class/Sub-class										
Infrastructure		-	2 800	2 518	-	1 859	1 259	600	47,6%	2 518
Roads Infrastructure		-	2 800	2 518	-	1 859	1 259	600	47,6%	2 518
Roads		-	2 800	2 518	-	1 859	1 259	600	47,6%	2 518
Total Capital Expenditure on renewal of existing assets	1	-	2 800	2 518	-	1 859	1 259	(600)	-47,6%	2 518

Capital expenditure on upgrading of existing assets by asset class – 31 December 2025

KZN436 Dr Nkosazana Dlamini Zuma - Supporting Table SC13e Monthly Budget Statement - capital expenditure on upgrading of existing assets

KZN436 Dr Nkosazana Dlamini Zuma - Supporting Table SC13e Monthly Budget Statement - capital expenditure on upgrading of existing assets										
Description	Ref	2024/25	Budget Year 2025/26							
		Audited Outcome	Original Budget	Adjusted Budget	Monthly Actual	YearTD Actual	YearTD Budget	YTD Variance	YTD Variance %	Full Year Forecast
R thousands	1									
Capital expenditure on upgrading of existing assets by Asset Class/Sub-class										
Infrastructure		(12)	9 193	9 820	-	2 582	4 910	(2 328)	-47,4%	9 820
Roads Infrastructure		(12)	9 193	9 820	-	2 582	4 910	(2 328)	-47,4%	9 820
Roads		(12)	9 193	9 820	-	2 582	4 910	(2 328)	-47,4%	9 820
Community Assets		55 525	5 917	5 917	-	210	2 959	(2 749)	-92,9%	5 917
Community Facilities		-	700	700	-	-	350	(350)	-100,0%	700
Cemeteries/Crematoria		-	500	500	-	-	250	(250)	-100,0%	500
Public Open Space		-	200	200	-	-	100	(100)	-100,0%	200
Sport and Recreation Facilities		55 525	5 217	5 217	-	210	2 609	(2 399)	-92,0%	5 217
Indoor Facilities		-	-	-	-	-	-	-	-	-
Outdoor Facilities		55 525	5 217	5 217	-	210	2 609	(2 399)	-92,0%	5 217
Capital Spares		-	-	-	-	-	-	-	-	-
Other assets		-	200	200	-	-	100	(100)	-100,0%	200
Operational Buildings		-	200	200	-	-	100	(100)	-100,0%	200
Municipal Offices		-	200	200	-	-	100	(100)	-100,0%	200
Furniture and Office Equipment		-	492	492	-	-	246	(246)	-100,0%	492
Furniture and Office Equipment		-	492	492	-	-	246	(246)	-100,0%	492
Transport Assets		-	560	560	44	44	280	(236)	-84,4%	560
Transport Assets		-	560	560	44	44	280	(236)	-84,4%	560
Total Capital Expenditure on upgrading of existing assets	1	55 513	16 362	16 989	44	2 836	8 495	5 658	66,6%	16 989

4.12 CAPITAL EXPENDITURE VARIENCES – 31 DECEMBER 2025

<u>Project Name</u>	<u>Variance Explanation</u>
Construction of Glenmaize Community Hall	The project is practical complete.
Construction of Phosana Community Hall	Project is under construction and is 59% complete. Currently busy with installation of roof.
Construction Ekupholeni Creche	The project is under construction and is 60% complete. Currently busy with roofing, electricity tubing and internal wall plaster
Magoso Access road	Project is now complete
Nomandlovu Access road	Project is now complete
Magwababeni/Mampondweni Access road.	Project is now complete
Creighton Sport Center phase 2	The project is complete. Closeout report was received
Mafohla Community Hall	The project is complete and defect on site were rectified. The municipality is waiting for a close out report from the consultant.
Underberg Asphalt Road Phase 4	The project is practical complete and under the defect liability period.
Maguzwana Sport fields	The project is practical complete, currently under defect liability period.
Thonsini Hall and Creche	The project is practical complete
Khubeni Creche	The project is practical complete and under the defect liability period.
Zwelisha creche	The project is practical complete under defect liability period.
Siyathuthuka creche	The project is practical complete under defect liability period.
Bulwer Asphalt phase 8 Section 3	Project is practical complete.

Amakhuze/Cabazi phase 7	Project is practical complete
Lamington to Greater Stepmore 5.3 km MV line	Project is practical complete busy with snags
Greater Khukhulela/Nomagaga phase 7	Project is practical complete busy with snags
Greater Ngwagwane Phase 7	Project is practical complete busy with snags
Greater Nkwezela Phase 7	Project is practical complete busy with snags
Greater Nkumba/Magwaneni Phase 7	Project is practical complete busy with snags
Upgrading of himeville township asphalts road	The project is practical complete
Bus Shelters	The project is practical complete
Ntwasahlobo to Ridge pedestrain bridge	Project is at a tender adjudication stage for the appointment of the suitable service provider (Contractor)
Ndlangisa pedestrain bridge	Contractor is on site busy with establishment site clearance.
Gobhogobho pedestrain bridge	Project is at a tender adjudication stage for the appointment of the suitable service provider (Contractor)
Half my right pedestrain bridge	Project is at a tender adjudication stage for the appointment of the suitable service provider (Contractor)
Centocow phase 3	Project is practical complete and is under defect liability period
Storm Water installation	Project is at tender adjudication stage for issuing of order numbers to service provider.
Creighton Storeroom	The project is practical complete
Bulwer Town Upgrade Phase 2	Construction in progress only portion of sidewalks where the contractor waiting for removal of illegal containers placed by local traders and procurement of markets stalls. That process will take place after finalisation of final designs to cater for new submission/ proposal from beneficiaries and LED unit, PWBS Depart. to have a meeting with LED unit and project stakeholder.

The detailed report for Capital Projects is attached as Appendix C (1) and detailed material variances on capital expenditure is attached as an annexure in the report.

4.13 Monthly Budget Statements

4.14 Quality Certificate

Appendix D December 2025
 ALLOCATIONS RECEIVED FOR THE FINANCIAL YEAR 2025/2026

NAME OF GRANT	ORIGINAL BUDGET 2025/2026	ACTUAL RECEIVED 31 DECEMBER 2025	YTD RECEIVED 31 DECEMBER 2025	%RECEIVED
Community Library Service Grant	1 719 000	-	1 673 000	97%
Municipal Finance Management Grant	2 000 000	-	2 000 000	100%
Expanded Public Works Programme	2 135 000	-	1 495 000	70%
Provincialisation of Libraries Grant	3 214 000	-	3 214 000	100%
Capital:Municipal Infrastructure Grant	38 868 000	10 000 000	18 000 000	46%
Equitable Share	170 119 000	56 706 000	127 589 000	75%
TOTAL	218 055 000	66 706 000	153 971 000	71%

Appendix B

Operating Revenue and Expenditure for December 2025

Item Description	Original Budget 2025/2026	Month Budget	Month Actual Received/ Paid 31 December 2025	YTD actual Received/ paid 31 December 2025	YTD Budget	% Spend/ Received 31 December 2025	% Spend /Received YTD to date
Property Rates	46 095 575	3 841 298	3 913 165	23 371 878	23 047 788	102%	51%
Service charges	4 861 014	405 085	407 049	2 449 796	2 430 507	100%	50%
Rent of facilities and equipment	2 152 829	179 402	111 494	699 940	1 076 415	62%	33%
Court Fines	602 728	50 227	91 350	450 850	301 364	182%	75%
Pound Fees	1 999 732	166 644	5 285	845 583	999 866	3%	42%
Licences and Permit	20 129	1 677	-	-	10 065	5446%	0%
Learner Licence Application	383 381	31 948	25 262	178 530	191 691	79%	47%
Lincences and Permits - Market F	7 621	635	7 452	68 332	3 811	1173%	897%
Road and Transport:Taxi Rank	54 176	4 515	-	-	27 088	0%	0%
Agency services - Vehicle Registr	750 548	62 546	-	195 497	375 274	0%	26%
Interest received	16 731 673	1 394 306	1 318 748	5 290 186	8 365 837	95%	32%
Rates & Refuse Penalties - Intere	8 198 064	683 172	836 050	3 173 392	4 099 032	122%	39%
Government grants and subsidies	218 055 000	18 171 250	3 636 263	92 883 760	109 027 500	20%	43%
Sale of Goods and Rendering of S	646 635	53 886	17 940	228 959	323 318	33%	35%
Operational Revenue	825 424	68 785	1 827	59 824	412 712	3%	7%
					-		
TOTAL REVENUE	301 384 529	25 115 377	10 371 887	129 896 526	150 692 265	41%	43%
Employee related costs	104 388 029	8 699 002	11 503 384	47 473 058	52 194 014,50	132%	45%
Remuneration of councillors	14 498 746	1 208 229	1 076 914	6 831 151	7 249 373,00	89%	47%
Inventory consumed	6 627 284	552 274	498 293	1 952 320	3 313 642,00	90%	29%
Depreciation	54 037 687	4 503 141	4 477 575	27 104 896	27 018 843,50	99%	50%
Finance costs	1 240 000	103 333	172 569	1 098 796	620 000,00	167%	89%
Repairs and Maintenance	16 535 219	1 377 935	2 504 686	10 367 184	10 367 184,38	182%	63%
Contracted services	43 322 626	3 610 219	2 594 331	18 625 810	21 661 313,00	69%	43%
Transfers and Subsidies	2 075 000	172 917	75 142	486 330	1 037 500,00	43%	23%
Irrecoverable debt written off	3 899 844	324 987	-	532 807	1 949 922,00	23%	12%
Debt impairment	4 745 911	395 493	-	-1 135 910	2 372 955,50	0%	-24%
General expenses	46 314 021	3 859 502	4 971 030	21 821 039	23 157 010,50	129%	47%
TOTAL EXPENDITURE	297 684 367	24 807 031	27 873 925	135 157 482	150 941 758	112%	45%
Net Surplus (Deficit)	3 700 162	308 347	-17 502 038	-5 260 956	-249 494	-71%	-2%

Appendix C for December 2025 Capital Project for 2025/2026					
Item Description	Original Budget 2025/2026	Amended Budget 2025/2026	Actual spent 31 December 2025	YTD Spent 31 December 2025	% Spent YTD
Procurement of Furniture and Equipment	1 691 884	1 691 884	13 500	450 286	27%
Procurement of Computer Equipment	1 332 250	1 332 250	122 916	191 298	14%
Procurement of Computer Software	945 000	945 000	-	432 344	46%
Upgrading of Server	491 917	491 917	-	-	0%
Procurement of Park home for Fire Satellite	700 000	700 000	-	-	0%
Procurement of Antivirus Software	160 000	160 000	-	-	0%
Installation of Cameras	100 000	100 000	-	-	0%
Fiber connection	450 000	450 000	-	236 670	53%
Transport Assets	4 785 181	4 785 181	1 345 343	2 016 230	42%
Installation of bullet proof window NUD DLTC	400 000	400 000	-	-	0%
Development of Bulwer Cemetery	500 000	500 000	-	-	0%
Building of DLTC Designs	300 000	300 000	-	-	0%
Bulwer CBD Infrastructure Upgrade	50 000	50 000	-	-	0%
Centocow Phase 2	37 176	37 176	-	-	0%
Skip Bins	100 000	100 000	-	-	0%
Ndlangisa Pedestrian Bridge	2 151 112	2 151 112	96 596	96 596	4%
Storm Water Pipes and Culverts	400 000	400 000	-	-	0%
Partitioning of senior librarian office - NUD	200 000	200 000	-	-	0%
Installation of Creighton library circulation counter	400 000	400 000	-	-	0%
Borehole Installation - Nkwezela Library	400 000	400 000	-	-	0%
Fencing Of Bulwer CSC	200 000	200 000	-	-	0%
Himeville Traffic Lights	500 000	500 000	-	-	0%
Construction of Stormwater	800 000	800 000	-	-	0%
Procurement of Plant and Equipment	2 218 164	2 500 164	-	728 047	33%
Bus Shelters	560 000	560 000	-	-	0%
Fencing of Animal Pound in Creighton	150 000	150 000	-	-	0%
Renewal of Gravel Roads	2 800 000	2 518 000	-	1 858 500	66%
Mafohla Community Hall	50 000	50 000	-	-	0%
Procurement and Installation of Underberg Back-up Generat	500 000	500 000	-	-	0%
Kilmun Floodlights	300 000	300 000	-	-	0%
Mqatsheni Access Road Ward 1	25 800	25 800	-	-	0%
Tar's Valley Access Road Ward 7	19 649	19 649	-	-	0%
Concrete signs	100 000	100 000	-	-	0%
Mandawe Access Road Ward 15	19 031	19 031	-	-	0%
New Electrical Installations	157 208	157 208	-	-	0%
Bulwer Informal Traders Infrastructure	4 000 000	4 000 000	925 514	2 071 488	52%
Extension of Fencing Donnybrook Cemetery	200 000	200 000	-	-	0%
Extension of Fencing Donnybrook Public Toilet	80 000	80 000	-	80 000	100%
Extension of Bulwer CSC Parking space and construction of ca	560 000	560 000	43 774	43 774	8%
Construction of NUD Cemetery Toilets	200 000	200 000	-	-	0%
TOTAL INTERNAL FUNDED	29 034 372	29 034 372	2 547 642	8 205 233	28%

		-		-36 295	
Underberg Asphalt Road Phase 2	12 435	12 435	-	-	0%
Gobhogobho Pedestrian Bridge	1 214 813	1 214 813	117 166	117 166	10%
Himeville Asphalt Roads Phase 3 (Extention of Thomas)	260 870	260 870	-	-	0%
Siyathuthuka Creche Ward 5	17 217	17 217	-	-	0%
Ekupholeni Creche Ward 11	4 353 571	4 353 571	419 750	2 800 497	64%
Jama Concrete Road Ward 14	260 870	260 870	-	-	0%
Glan Maize Community Hall	4 771 368	4 771 368	97 424	4 680 463	98%
Thonsini Community Hall	43 061	43 061	-	-	0%
Maguzwana Sport Field	22 440	22 440	-	-	0%
Phosane Hall Ward 12	6 553 681	6 349 538	1 667 008	3 749 394	57%
Creighton Artificial Sportfield	5 217 391	5 217 391	-	210 000	4%
Magoso Concrete Road, Ward 07	191 304	191 304	-	-	0%
Zwelisha Creche Ward 2	17 043	17 043	-	-	0%
Khubeni Creche Ward 3	15 082	15 082	-	-	0%
Construction of Ntwasahlobo Pedestrian Bridge	1 214 813	1 003 424	-	251 802	21%
Bulwer Asphalt Road Phase 7	1 691 116	2 318 037	-	2 318 036	137%
Half My Right Pedestrian Bridge	1 214 813	1 003 424	-	141 411	12%
Upgrading of Jackson Street Causeway ward 10	6 726 373	6 726 373	-	264 306	4%
TOTAL MIG GRANT	33 798 261	33 798 261	2 301 347	14 533 074	43%
TOTAL CAPITAL EXPENDITURE	62 832 633	62 832 633	4 848 989	22 738 307	36%

Workings: Calculation of Cash Coverage Ratio 2025/2026

Municipality:	Dr Nkosazana Dlamini Zuma Municipality
Administrator Budget and Reporting:	PN Dlamini
Reviewed by Assistant CFO:	N.I Wela
Approved by CFO:	M.P Mtungwa
Date completed:	8-Jan-25

Cash Coverage Ratio: Indicates the municipality's ability to meet at least its monthly fixed operating commitments without collecting any additional revenue during that month, **norm: 3 months**

Description	2025/26	
R thousand	Final Budget	
Surplus/Deficits - A8(Cash and Cash		122 360
Cash/cash equivalents at the year end	173 906	
Other current investments > 90 days	4 549	
Non current assets - Investments		
Less: Application of Cash and Investments		
Unspent conditional transfers	14 638	
Unspent borrowing	-	
Other working capital requirements	-	
Other provisions	26 893	
Retention	9 882	
Reserves to be backed by cash/investments	4 682	
Fixed Operating Commitments		
Employee Related Costs	7 090	
Remuneration of councillors	1 077	
Operating lease(rent premises and machines etc)	8	
Contracted services	3 388	
Security Services	1 756	
Insurance	302	
Telephone costs	177	
Current portion of long term loan(if applicable), NB: include Finance charges	-	
Audit Fees	247	
Bank Charges	14	
Fuel and Oil	600	
Printing and Stationery	-	
Protective Clothing and Uniforms	-	
Ward committee expenses	135	
Other expenses	3 873	
Total Fixed Operating Commitments	18 666	
Monthly Fixed Operating Commitments	18 666	
Cash Coverage Ratio*		6,56

* Cash Coverage Ratio Formula =

Net Cash (Cash equivalents+Investments-Commitments)
Divided by:
Monthly Fixed Operating Commitments


Prepared by : PN Dlamini

Date : 08/01/2026

Signature : 

Approved by : Mr N.I Wela

Date : 08/01/26

Signature : 

DR NKOSAZANA DLAMINI ZUMA MUNICIPALITY
INVESTMENT REGISTER 2024/2026 AS AT 31 DECEMBER 2025

Ukey	Description	Account number	Opening balance 01-Jul-25	Invested as at 31-Dec-25	Withdrawals as at 31-Dec-25	Bank Charges	Prior Year Accrued Interest (Receipts)	Current Year (Statement of Financial Performance)		Total Interest Received (Bank Statement)	Closing Balance as per Bank Statement 31-Dec-25	Closing Balance as per Main Ledger 31-Dec-25
								Interest (Receipts)	Accrued Interest			
20170622048916	FNB 32 DAY FLEXI NOTICE	7416505518	1 145 052.10	145 000 000.00	-	-	-	42 729.56	28 000 000.00	1 145 052.10	1 187 181.66	1 187 181.66
20170622047265	FNB BANK INVESTMENT	62009492071	6 695 721.93	117 000 000.00	5 967.40	-	-	708 033.46	8 967.40	151 695 721.93	33 403 755.39	33 403 755.39
20170622034426	FNB CALL ACCOUNT	63060516756	5 849.39	-	-	-	-	18.03	591 930.00	8 949.39	0.02	0.02
20170622043636	FNB CALL ACCOUNT	63088927886	4 968 244.87	-	591 930.00	-	-	150 995.51	591 930.00	4 968 244.87	4 547 310.48	4 547 310.48
20170622039100	FNB CALL ACCOUNT	76206036280	6 976 167.89	-	-	-	-	251 701.34	-	6 975 167.89	7 228 369.03	7 228 369.03
2021030106157	NEDBANK NOTICE DEPOSIT	0378810986356000062	3 141 824.93	-	-	-	18 076.20	108 666.54	-	3 141 824.93	3 250 791.47	3 250 791.47
2021030106163	NEDBANK FIXED DEPOSIT	0378810986356000068	24 301 746.98	-	-	-	155 797.50	943 295.48	-	24 301 746.98	25 245 044.46	25 245 044.46
20170622034462	NEDBANK FIXED DEPOSIT (1 Day)	0378810986356000061	-	30 000 000.00	30 580 684.93	-	-	580 684.93	-	30 000 000.00	-	0.00
20170622034462	NEDBANK FIXED DEPOSIT	0378810986356000062	-	30 586 130.81	30 666 130.81	-	-	5 446.88	-	30 586 130.81	-	0.00
20170622034464	NEDBANK CALL DEPOSIT	0378810986356000027	-	30 591 577.66	30 679 369.94	-	-	21 791.28	-	30 591 577.66	-	0.00
20170622049931	STANDARD BANK	4787359950-035	36.20	-	-	-	-	36.20	21 791.28	30 591 577.66	0.00	0.00
20170622049854	ABSA BUSINESS BANK	93-7495-3205	41 728 950.11	20 000 000.00	-	-	36 976.84	1 683 610.79	600 808.67	41 728 950.11	36.20	36.20
20170622034467	ABSA BUSINESS BANK	20815-3350	2 413 155.86	-	100.00	-	15 371.47	628 343.24	20 000 000.00	22 413 155.85	43 412 190.90	43 412 190.90
20170622034467	ABSA BUSINESS BANK	20-8226-8707	12 132 845.17	-	12 366 989.76	-	12 946.92	233 044.59	12 366 989.76	12 132 845.17	23 041 998.89	23 041 998.89
TOTAL			103 524 027.12	317 348 971.06	252 328 802.66	100.00	239 119.03	5 363 007.48	1 182 358.92	420 877 988.18	173 905 656.16	173 905 656.16
BALANCE AS PER AFS 2026/2026			103 524 027.12									

Cash and Cash Equivalent

Ukey	Description	Account number	Opening Balance 01-07-2024	Receipts/Income	Withdrawals/ Payments	Interest capitalised 31-12-2025	Closing Balance as 31-12-2025
IA00100100100100	Accrued Interest						
	Interest on Primary bank account	62026224999	29 786 188.68	357 510 892.77	(382 923 174.08)	186 256.10	4 549 203.47
	Total		133 323 215.80			5 628 303.68	178 451 858.83

FNB	48 364 616.58
NED BANK	28 435 635.93
STANDARD BANK	43 412 227.10
ABSA BUSINESS BANK	63 632 976.55
TOTAL	173 905 656.16

INVESTMENT ANALYSIS



Prepared by: T. Makhanya

Signature

Date: 06/01/2026

Approved by: N.I. Wela

Signature

Date: 08/01/26



9405
 DR NKOSAZANA DLAMINI ZUMA LOCAL
 CREIGHTON MAIN STREET
 CREIGHTON
 3263

Business Investment Desk Branch
 1 First Place, Mezzanine Fl, Bank City
 P.O. Box 1153
 Johannesburg, 2000
 e-Mail ipp@fnb.co.za
 Web fnb.co.za
 Branch Code 00878

Tax Invoice/Statement Number 101

Customer VAT Reg. No. Not Provided
 Bank VAT Reg. No. 4210102051
 Product Cash Intelligence Investment
 Account Number 74165605518
 Statement Period 30 November 2025 to 31 December 2025


Date	Description	Amount	Balance
Opening Balance as at 30 November 2025		ZAR	1 180 215.15 Cr
31 Dec 2025	Interest payment generated	6 966.51 Cr	1 187 181.66 Cr
Closing Balance as at 31 December 2025		ZAR	1 187 181.66 Cr

If there is an entry on your statement you wish to query, please contact your nearest FNB branch or FNB Telephone Banking Enquiries at 087 320 4321 as soon as possible, preferably within 30 days, in order that it may be investigated.

First National Bank - a Division of FirstRand Bank Limited. Reg No. 1929/001225/06.
 An Authorised Financial Services and Credit Provider (NCRCP20).

The VAT rate has increased from 14% to 15% from 1 April 2018.

Inclusive of VAT @ 15.00%
 Total VAT included on this statement R0.00
 Total Bank Charges R0.00



BBST274 068416
 DR NKOSAZANA DLAMINI ZUMA LOCAL
 MUNICIPALITY
 P O BOX 62
 CREIGHTON
 3263
 XABAN@NDZ.GOV.ZA

P.O. Box 1153
 Johannesburg,2000
Street Address Business Investment Desk Branch
 1 First Place, Mezzanine Fl, Bank City
Universal Branch Code 250655
 @ fnb.co.za
Lost Cards 087-575-9444
Account Enquiries 087-320-4321
Relationship Manager Mlungiseleli Mnyani (031) 581 9765
 ☎ (031) 581-9765

Customer VAT Registration Number Not Provided
 Bank VAT Registration Number 4210102051

Money On Call : 62008452071

Tax Invoice/Statement Number : 274
 Statement Period : 29 November 2025 to 31 December 2025
 Statement Date : 31 December 2025

Statement Balances		Bank Charges		Interest Rate	
Opening Balance	1,296,875.25 Cr	Service Fees	0.00	Credit Rate**	5.15%
Closing Balance	35,403,755.39 Cr	Cash Deposit Fees	0.00	Debit Rate (Non-NCA)	0.00%
# Inclusive of VAT @ 15.00%	0.00	Cash Handling Fees	0.00		
Total VAT (ZAR)	0.00	Other Fees	0.00		

Transactions in RAND (ZAR)

Date	Description	Amount	Balance	Accrued Bank Charges
12 Dec	FNB OB Trf FNB OB Trf Trans To M.Market			
18 Dec	FNB OB Trf FNB OB Trf 000000206 Main Account Dr Nkos	40,000,000.00 Cr	41,296,875.25 Cr	
31 Dec	Int On Credit Balance	6,000,000.00	35,296,875.25 Cr	
		106,880.14 Cr	35,403,755.39 Cr	

Closing Balance

35,403,755.39 Cr

Interest on Credit Balance**

1.00 +	5.15%	
--------	-------	--

Turnover for Statement Period


No. Credit Transactions	2	
No. Debit Transactions	1	40,106,880.14 Cr
		6,000,000.00 Dr

Please contact us within 30 days from your statement date, should you wish to query an entry on this statement (incl. card transactions done during this statement period, but not yet reflecting). Should we not hear from you, we will assume that you have received the statement and that it is correct.

For more information on your Pricing Option, please contact us or visit our website.

First National Bank - a division of FirstRand Bank Limited. Registration Number 1929/001225/06. An Authorised Financial Services and Credit Provider (NCRCP20). On 21 November 2025, the Prime Lending Rate changed to 10.25%. This may impact the rate on any of your credit facilities.

Branch Number	Account Number	Date	DDA 67/00/CA/KY/KY/PA/B9/M6/DM/N	FN
878	62008452071	2025/12/31	MONEY ON CALL	



BBST24 073703

*DR NKOSAZANA DLAMINI ZUMA LOCAL MUNICIPALITY
P O BOX 62
CREIGHTON
3263
MTUNGWAP@NDZ.GOV.ZA

P.O. Box 1153
Johannesburg, 2000
Street Address Business Investment Desk Branch
1 First Place, Mezzanine Fl, Bank City
Universal Branch Code 250655
@ fnb.co.za
Lost Cards 087-575-9444
Account Enquiries 087-320-4321
Relationship Manager Mlungiseleli Mnyani (031) 581 9765
☎ (031) 581-9765

Customer VAT Registration Number Not Provided
Bank VAT Registration Number 4210102051

Call Account : 63088927886
Tax Invoice/Statement Number : 24
Statement Period : 30 November 2025 to 31 December 2025
Statement Date : 31 December 2025

Statement Balances		Bank Charges		Interest Rate	
Opening Balance	4,808,557.45 Cr	Service Fees	0.00	Credit Rate**	6.00%
Closing Balance	4,547,310.48 Cr	Cash Deposit Fees	0.00	Debit Rate (Non-NCA)	0.00%
# Inclusive of VAT @ 15.00%	0.00	Cash Handling Fees	0.00		
Total VAT (ZAR)	0.00	Other Fees	0.00		

Transactions in RAND (ZAR)

Date	Description	Amount	Balance	Accrued Bank Charges
29 Dec	FNB OB Trf FNB OB Trf 000000010 Main Account Dr Nkos	285,610.00	4,522,947.45 Cr	
31 Dec	Int On Credit Balance	24,363.03 Cr	4,547,310.48 Cr	
Closing Balance			4,547,310.48 Cr	

Turnover for Statement Period

No. Credit Transactions	1
No. Debit Transactions	1
	24,363.03 Cr
	285,610.00 Dr

Please contact us within 30 days from your statement date, should you wish to query an entry on this statement (incl. card transactions done during this statement period, but not yet reflecting). Should we not hear from you, we will assume that you have received the statement and that it is correct.
For more information on your Pricing Option, please contact us or visit our website.
For the latest Credit Rates on product, please go to fnb.co.za

First National Bank - a division of FirstRand Bank Limited. Registration Number 1929/001225/06. An Authorised Financial Services and Credit Provider (NCRCP20).
From 121 November 2025, the Prime Lending Rate changed to 10.25%. This may impact the rate on any of your credit facilities.

Branch Number	Account Number	Date	DDA PB/BE/CA/KY/KY/MB/BS/CS/DM/N	FN
878	63088927886	2025/12/31	CALL ACCOUNT	



Computer Generated Copy

5231
 *DR NKOSAZANA DLAMINI ZUMA LOCAL
 CREIGHTON MAIN STREET
 CREIGHTON
 3263

Business Investment Desk Branch
 1 First Place, Mezzanine Fl, Bank City
 P.O. Box 1153
 Johannesburg, 2000
 e-Mail: ipp@fnb.co.za
 Web: fnb.co.za
 Branch Code: 00878

Tax Invoice/Statement Number 20

Customer VAT Reg. No. Not Provided
 Bank VAT Reg. No. 4210102051
 Product 48 Hour Cash Accelerator
 Account Number 76206036280
 Statement Period 30 November 2025 to 31 December 2025

Date	Description	Amount	Balance
Opening Balance as at 30 November 2025		ZAR	7 184 873.93 Cr
31 Dec 2025	Interest payment generated	41 495.10 Cr	7 226 369.03 Cr
Closing Balance as at 31 December 2025		ZAR	7 226 369.03 Cr

If there is an entry on your statement you wish to query, please contact your nearest FNB branch or FNB Telephone Banking Enquiries at 087 320 4321 as soon as possible, preferably within 30 days, in order that it may be investigated.

First National Bank - a Division of FirstRand Bank Limited. Reg No. 1929/001225/06.
 An Authorised Financial Services and Credit Provider (NCRCP20).

The VAT rate has increased from 14% to 15% from 1 April 2018.

Inclusive of VAT @ 15.00%
 Total VAT included on this statement R0.00
 Total Bank Charges R0.00

STATEMENT

NEDBANK
GROUP

003001000000000378810986353112252

THE INVESTMENT MANAGER
DR NKOSAZANA DLAMINI ZUMA MUNICIPALITY
P O BOX 62
CREIGHTON
UMZINTO
3263

Branch	Domestic Treasury
Account Number	03/7881098635/000052
Date	31 December 2025
Statement Period	01 December 2025 to 01 January 2026
Notice Period	1 day
Type of Investment	Notice Deposit
Statement Frequency	Month End

NEDBANK CONTACT DETAILS

Business Banking	Nedbank Head Office, 135 Rivonia Road, Sandown, Sandton, 2196, South Africa 0860 115 060 business@nedbank.co.za
------------------	--

Based on the interest rates agreed between you and Nedbank, as well as the calculated balances, the applicable rate will be applied daily rounded to two decimals, based on the third digit after the decimal.

Transaction Date	Description and additional information	Movement	Rate	Days	Accrued interest	Amount
2025-12-01	Opening Balance					
2025-12-31	Int Accrued On R3 250 791.47 From 2025-12-01 To 2025-12-31		6,5000	31	17 946.21	3 250 791.47
2026-01-01	Int Capitalised Effective 2026-01-01	17 946.21				3 250 791.47
2026-01-01	Closing Balance				-17 946.21	3 268 737.68
						3 268 737.68

Yours sincerely
NEDBANK LIMITED

This statement is electronically generated and requires no signature by Nedbank Limited.
Please examine this statement soonest. If no error is reported within 30 days after receipt, the statement will be considered as being correct.
Please note that month-end statements include transactions up to and including the last day of the month as well as interest transactions for the first day of the next month.

The investment is subject to the terms and conditions for investment accounts, available at <https://www.nedbank.co.za/content/nedbank/desktop/given/corporates/investing/corporate-and-institutional-investments.html>
This communication is produced and transmitted electronically. While we have taken all reasonable steps to ensure the accuracy, integrity and confidentiality of the information, Nedbank Limited will not be liable if the information contained in this communication is corrupted, inaccurate or fails to reach its intended destination. The information in this communication is confidential and intended solely for the addressee and may also be privileged or exempt from disclosure under applicable law. If you are not the addressee, or have received this email in error, please notify the sender immediately, delete it from your system and do not copy, disclose or otherwise act on any part of this communication. You should also treat any pages attached to this communication in line with the disclaimer.

Nedbank Limited Reg No 1951/000009/06, VAT Reg No 4320116074, Nedbank 135 Rivonia Campus, 135 Rivonia Road, Sandown, Sandton, 2196, South Africa.

Directors: AD Mminele (Chairperson) JP Quinn (Chief Executive) MS Bomela HR Brody (Lead Independent Director) BA Dames MH Davis (Chief Financial Officer)
P Dongwana OD Fortuin FR Grobler Dr MA Hermanus P Langeni RAG Leith L Makalima GK Njenga MC Nkuhlu (Chief Operating Officer) Dr TM Nornbembe S
J Bramoney
Company Secretary: J Katzin 01.12.2025



STATEMENT

003001000000000378810986353112252

THE INVESTMENT MANAGER
 DR NKOSAZANA DLAMINI ZUMA MUNICIPALITY
 P O BOX 62
 CREIGHTON
 UMZINTO
 3263

Branch	Domestic Treasury
Account Number	03/7881098635/000058
Date	31 December 2025
Statement Period	01 December 2025 to 01 January 2026
Notice Period	32 days
Type of Investment	Notice Deposit
Statement Frequency	Month End

NEDBANK CONTACT DETAILS
 Business Banking Nedbank Head Office, 135 Rivonia Road, Sandown, Sandton, 2196, South Africa
 0860 115 060
 business@nedbank.co.za

Based on the interest rates agreed between you and Nedbank, as well as the calculated balances, the applicable rate will be applied daily rounded to two decimals, based on the third digit after the decimal.

Transaction Date	Description and additional information	Movement	Rate	Days	Accrued interest	Amount
2025-12-01	Opening Balance					
2025-12-31	Int Accrued On R25 245 044.46 From 2025-12-01 To 2025-12-31		7,3000	31	156 519.31	25 245 044.46
2026-01-01	Int Capitalised Effective 2026-01-01	156 519.31				25 245 044.46
2026-01-01	Closing Balance				-156 519.31	25 401 563.77
						25 401 563.77

Yours sincerely
NEDBANK LIMITED

This statement is electronically generated and requires no signature by Nedbank Limited. Please examine this statement soonest. If no error is reported within 30 days after receipt, the statement will be considered as being correct. Please note that month-end statements include transactions up to and including the last day of the month as well as interest transactions for the first day of the next month.

The investment is subject to the terms and conditions for investment accounts, available at <https://www.nedbank.co.za/content/nedbank/desktop/gf/en/corporates/investing/corporate-and-institutional-investments.html>
 This communication is produced and transmitted electronically. While we have taken all reasonable steps to ensure the accuracy, integrity and confidentiality of the information, Nedbank Limited will not be liable if the information contained in this communication is corrupted, inaccurate or fails to reach its intended destination. The information in this communication is confidential and intended solely for the addressee and may also be privileged or exempt from disclosure under applicable law. If you are not the addressee, or have received this email in error, please notify the sender immediately, delete it from your system and do not copy, disclose or otherwise act on any part of this communication. You should also treat any pages attached to this communication in line with the disclaimer.

Statement number 25
 Cycle/Despatch indicator ME
 Page 1 of 1

Return address:
 Midlands
 PO Box 61577, Marshalltown, 2107

Account preferred centre Midlands
 Branch code 7626
 Customer contact centre 0860 101 341

Date 31 December 2025

DR NKOSAZANA DLAMINI ZUMA MUNI
 PO BOX 62
 CREIGHTON
 3263

Account identification

Name of account: DR NKOSAZANA DLAMINI
 Account number: 47 873 599 5 - 024

Interest and capital payment details

Account to which:

Name
 Bank
 Branch
 Account number

Interest is paid

CAPITALISE
 Standard Bank Of S.A Ltd
 Midlands
 47 873 599 5

Capital is paid

No disposal instructions on file

Transaction details

Date ccyy mm dd	Transaction description	Withdrawals	Deposits	Interest Rate	Balance
2025 12 01	Statement opening balance				
2025 12 29	Interest capitalised				
2025 12 31	Month end balance				
	Balance as at 31 December 2025		R 815,092.56	7.675%	R 42,597,098.34 R 43,412,190.90 R 43,412,190.90 R 43,412,190.90

Interest payment details

Date ccyy mm dd	Period		Investment amount	Interest Rate	Interest amount
	From ccyy mm dd	To ccyy mm dd			
2025 12 29	2025 09 29	2025 12 28	R 42,597,098.34	7.675%	R 815,092.5591
2025 12 29				Net Interest Paid	R 815,092.5600

Interest accrued details

From ccyy mm dd	To ccyy mm dd	Investment amount	Interest Rate	Interest amount
2025 12 29	2026 01 01	R 43,412,190.90	7.675%	R 36,513.8200
Total				R 36,513.82

15875

Please verify all transactions reflected on this statement and notify any discrepancies to the Bank as soon as possible.

The Standard Bank of South Africa (Reg. No. 1962/000738/06). Authorised financial services provider.

VAT reg no: 4100105461 Registered credit provider (NCRCP15).

We subscribe to the Code of Banking Practice of the Banking Association South Africa and, for unresolved disputes, support resolution through the Ombudsman for Banking Services.



STATEMENT

003001000000000378810986352911252

THE INVESTMENT MANAGER
DR NKOSAZANA DLAMINI ZUMA MUNICIPALITY
P O BOX 62
CREIGHTON
UMZINTO
3263

Branch	Domestic Treasury
Account Number	03/7881098635/000052
Date	29 November 2025
Statement Period	01 November 2025 to 01 December 2025
Notice Period	1 day
Type of Investment	Notice Deposit
Statement Frequency	Month End

NEDBANK CONTACT DETAILS

Business Banking	Nedbank Head Office, 135 Rivonia Road, Sandown, Sandton, 2196, South Africa 0860 115 060 business@nedbank.co.za
------------------	--

Based on the interest rates agreed between you and Nedbank, as well as the calculated balances, the applicable rate will be applied daily rounded to two decimals, based on the third digit after the decimal.

Transaction Date	Description and additional information	Movement	Rate	Days	Accrued interest	Amount
2025-11-01	Opening Balance					3 233 075.97
2025-11-21	Int Accrued On R3 233 075.97 From 2025-11-01 To 2025-11-20		6,7500	20	11 958.00	3 233 075.97
2025-11-21	Rate Change From 6.7500% To 6.5000%		6,5000			3 233 075.97
2025-11-29	Int Accrued On R3 233 075.97 From 2025-11-21 To 2025-11-30		6,5000	10	5 757.50	3 233 075.97
2025-12-01	Int Capitalised Effective 2025-12-01	17 715.50			-17 715.50	3 250 791.47
2025-12-01	Closing Balance					3 250 791.47

Yours sincerely

NEDBANK LIMITED

This statement is electronically generated and requires no signature by Nedbank Limited.

Please examine this statement soonest. If no error is reported within 30 days after receipt, the statement will be considered as being correct.

Please note that month-end statements include transactions up to and including the last day of the month as well as interest transactions for the first day of the next month.

Investment is subject to the terms and conditions for investment accounts, available at

<https://www.nedbank.co.za/content/nedbank/desktop/gt/en/corporates/investing/corporate-and-institutional-investments.html>

This communication is produced and transmitted electronically. While we have taken all reasonable steps to ensure the accuracy, integrity and confidentiality of the information, Nedbank Limited will not be liable if the information contained in this communication is corrupted, inaccurate or fails to reach its intended destination. The information in this communication is confidential and intended solely for the addressee and may also be privileged or exempt from disclosure under applicable law. If you are not the addressee, or have received this email in error, please notify the sender immediately, delete it from your system and do not copy, disclose or otherwise act on any part of this communication. You should also treat any pages attached to this communication in line with the disclaimer.



STATEMENT

003001000000000378810986352911252



THE INVESTMENT MANAGER
DR NKOSAZANA DLAMINI ZUMA MUNICIPALITY
P O BOX 62
CREIGHTON
UMZINTO
3263

Branch	Domestic Treasury
Account Number	03/7881098635/000058
Date	29 November 2025
Statement Period	01 November 2025 to 01 December 2025
Notice Period	32 days
Type of Investment	Notice Deposit
Statement Frequency	Month End

NEDBANK CONTACT DETAILS

Business Banking	Nedbank Head Office, 135 Rivonia Road, Sandown, Sandton, 2196, South Africa 0860 115 060 business@nedbank.co.za
------------------	--

Based on the interest rates agreed between you and Nedbank, as well as the calculated balances, the applicable rate will be applied daily rounded to two decimals, based on the third digit after the decimal.

Transaction Date	Description and additional information	Movement	Rate	Days	Accrued interest	Amount
2025-11-01	Opening Balance					25 091 060.96
2025-11-21	Int Accrued On R25 091 060.96 From 2025-11-01 To 2025-11-20		7,5500	20	103 801.40	25 091 060.96
2025-11-21	Rate Change From 7.5500% To 7.3000%		7,3000			25 091 060.96
2025-11-29	Int Accrued On R25 091 060.96 From 2025-11-21 To 2025-11-30		7,3000	10	50 182.10	25 091 060.96
2025-12-01	Int Capitalised Effective 2025-12-01	153 983.50			-153 983.50	25 245 044.46
2025-12-01	Closing Balance					25 245 044.46

Yours sincerely

NEDBANK LIMITED

This statement is electronically generated and requires no signature by Nedbank Limited.

Please examine this statement soonest. If no error is reported within 30 days after receipt, the statement will be considered as being correct.

Please note that month-end statements include transactions up to and including the last day of the month as well as interest transactions for the first day of the next month.

Investment is subject to the terms and conditions for investment accounts, available at

<https://www.nedbank.co.za/content/nedbank/desktop/gt/en/corporates/investing/corporate-and-institutional-investments.html>

This communication is produced and transmitted electronically. While we have taken all reasonable steps to ensure the accuracy, integrity and confidentiality of the information, Nedbank Limited will not be liable if the information contained in this communication is corrupted, inaccurate or fails to reach its intended destination. The information in this communication is confidential and intended solely for the addressee and may also be privileged or exempt from disclosure under applicable law. If you are not the addressee, or have received this email in error, please notify the sender immediately, delete it from your system and do not copy, disclose or otherwise act on any part of this communication. You should also treat any pages attached to this communication in line with the disclaimer.

Statement number 28
 Cycle/Despatch indicator ME
 Page 1 of 1

Return address:
 Midlands
 PO Box 61577, Marshalltown, 2107

Account preferred centre Midlands
 Branch code 7626
 Customer contact centre 0860 101 341

Date 31 December 2025

DR NKOSAZANA DLAMINI ZUMA MUNI
 PO BOX 62
 CREIGHTON
 3263

Account identification

Name of account: DR NKOSAZANA DLAMINI
 Account number: 47 873 599 5 - 035

Interest and capital payment details
Account to which:

Name
 Bank
 Branch
 Account number

Interest is paid

CAPITALISE Standard Bank Of S.A Ltd Midlands 47 873 599 5
--

Capital is paid

No disposal instructions on file

Transaction details

Date ccyy mm dd	Transaction description	Withdrawals	Deposits	Interest Rate	Balance
2025 12 01	Statement opening balance				
2025 12 31	Month end balance				R 36.20
	Balance as at 31 December 2025				R 36.20

0062515875

Please verify all transactions reflected on this statement and notify any discrepancies to the Bank as soon as possible.

The Standard Bank of South Africa (Reg. No. 1962/000738/06). Authorised financial services provider.

VAT reg no: 4100105461 Registered credit provider (NCRCP15).

We subscribe to the Code of Banking Practice of the Banking Association South Africa and, for unresolved disputes, support resolution through the Ombudsman for Banking Services.

Statement number 25
 Cycle/Despatch indicator ME
 Page 1 of 1

Return address:
 Midlands
 PO Box 61577, Marshalltown, 2107

Account preferred centre Midlands
 Branch code 7626
 Customer contact centre 0860 101 341

Date 31 December 2025

DR NKOSAZANA DLAMINI ZUMA MUNI
 PO BOX 62
 CREIGHTON
 3263

Account identification

Name of account: DR NKOSAZANA DLAMINI
 Account number: 47 873 599 5 - 024

Interest and capital payment details
Account to which:

Name
 Bank
 Branch
 Account number

Interest is paid

CAPITALISE Standard Bank Of S.A Ltd Midlands 47 873 599 5
--

Capital is paid

No disposal instructions on file

Transaction details

Date ccyy mm dd	Transaction description	Withdrawals	Deposits	Interest Rate	Balance
2025 12 01	Statement opening balance				R 42,597,098.34
2025 12 29	Interest capitalised		R 815,092.56	7.675%	R 43,412,190.90
2025 12 31	Month end balance				R 43,412,190.90
	Balance as at 31 December 2025				R 43,412,190.90

Interest payment details

Date ccyy mm dd	Period		Investment amount	Interest Rate	Interest amount
	From ccyy mm dd	To ccyy mm dd			
2025 12 29 2025 12 29	2025 09 29	2025 12 28	R 42,597,098.34	7.675%	R 815,092.5591
				Net Interest Paid	R 815,092.5600

Interest accrued details

From ccyy mm dd	To ccyy mm dd	Investment amount	Interest Rate	Interest amount
2025 12 29	2026 01 01	R 43,412,190.90	7.675%	R 36,513.8200
		Total		R 36,513.82

Please verify all transactions reflected on this statement and notify any discrepancies to the Bank as soon as possible.

The Standard Bank of South Africa (Reg. No. 1962/000738/06). Authorised financial services provider.

VAT reg no: 4100105461 Registered credit provider (NCRCP15).

We subscribe to the Code of Banking Practice of the Banking Association South Africa and, for unresolved disputes, support resolution through the Ombudsman for Banking Services.



DR NKOSAZANA DLAMINI ZUMA LOCAL MUN ABSA BANK PUBSECKZN
 PO BOX 62 INVEST TRACKER
 CREIGHTON ACCOUNT NUMBER : 93 7405 3205
 3263 ACCOUNT STATUS : OPEN
 BALANCE : 23182248,62
 AVAILABLE BALANCE : 23182248,62
 UNCLEARED AMOUNT : 0,00
 AVAIL UNCLEARED AMT : 0,00

STATEMENT FOR PERIOD 01/12/2025 TO 02/01/2026

DATE	TRAN DESCRIPTION	TRAN BRANCH	AMOUNT	BALANCE
01/12/2025	CREDIT INTEREST	PUBSECKZN	138671,31	23041398,89
01/01/2026	CREDIT INTEREST	PUBSECKZN	140899,73	23182298,62
02/01/2026	PRESENTATION ENQRY	GN SKY BRNCH	0,00	23182298,62
	SERVICE FEE		50,00-	23182248,62

NUMBER OF PRINTED PAGES:001

POST DATED ITEMS

NO POST DATED ITEMS DUE TODAY FOR THIS ACCOUNT

ACCRUED INTEREST AS AT	02/01/2026 :	4572,94
ACCRUED BONUS AS AT	02/01/2026 :	0,00

END OF ENQUIRY - 2026-01-02 / 10:57:29 / 93 7405 3205



2026-01-02

Business
 Banking
 Virtual
 Channels
 6480



DR NKOSAZANA DLAMINI ZUMA LOCAL MUNICIP ABSA BANK

PO BOX 62
 CREIGHTON
 3263

PUBSECKZN
 FIXED DEPOSIT
 ACCOUNT NUMBER : 20-8226-8701
 CAPITAL AMOUNT : 30 591 577,66
 INTEREST RATE : 7,54


STATEMENT FOR PERIOD 01122025 - 02012026


DATE	TRANS DESCRIPTIONS	REFERENCE	TRAN AMOUNT	SUB ACC BAL
011225	BALANCE B/FORWARD	*	0	0,00

NO TRANSACTIONS FOR THE REQUESTED PERIOD

ACCRUED TRANSACTIONS AS AT	02/01/26		
ACCRUED INTEREST			417 084,73
ACCRUED BONUS INTEREST			0,00
AMOUNT CEDED			0,00

***** END OF ENQUIRY 02/01/26 A/C 20-8226-8701 *****





BBST3985 003800

*DR NKOSAZANA DLAMINI ZUMA LOCAL MUNICIPALITY
P O BOX 62
CREIGHTON
3263
MTUNGWAP@NDZ.GOV.ZA

☒ P O Box 219
Underberg 3257
Street Address Underberg
Main Street
Universal Branch Code 250655
☎ fnb.co.za
Lost Cards 087-575-9406
Account Enquiries 087-736-2247
Fraud 087-575-9444
Relationship Manager Mlungiseleli Mnyani (031) 581 9765
☎ (031) 581-9765

Customer VAT Registration Number Not Provided
Bank VAT Registration Number 4210102051

Public Sector Cheque Account : 62026224999

Tax Invoice/Statement Number : 3985
Statement Period : 2 December 2025 to 3 December 2025
Statement Date : 3 December 2025

Statement Balances		Bank Charges		Interest Rate	
Opening Balance	3,933,105.24 Cr	Service Fees	115.00 Dr	Credit Rate**	2.45%
Closing Balance	3,377,360.75 Cr	Cash Deposit Fees	7.87 Dr	Debit Rate (Non-NCA)	13.25%
# Inclusive of VAT @ 15.00%	255.12 Dr	Cash Handling Fees	0.00		
Total VAT (ZAR)	255.12 Dr	Other Fees	1,833.04 Dr		

Transactions in RAND (ZAR)

Date	Description	Amount	Balance	Accrued Bank Charges
03 Dec	Payment Cr Speedpoint67234468Fn	5,470.26Cr	3,938,575.50Cr	
03 Dec	Scheduled Pymt From 30057665	1,446.00Cr	3,940,021.50Cr	
03 Dec	FNB App Payment From 30066797	12,027.75Cr	3,952,049.25Cr	
03 Dec	FNB OB Pmt 84015	1,198.65Cr	3,953,247.90Cr	
03 Dec	FNB App Payment From 263895Bluestaringtr	1,500.00Cr	3,954,747.90Cr	
03 Dec	Payment To Duma Nkosinath	5,000.00	3,949,747.90Cr	
03 Dec	Payment To Ma Xaba	560.00	3,949,187.90Cr	
03 Dec	Payment To Ubuhlebesu Pro	285,610.00	3,663,577.90Cr	
03 Dec	Payment To Sombizi Holdin	149,282.12	3,514,295.78Cr	
03 Dec	Payment To Risenathi Trad	7,800.00	3,506,495.78Cr	
03 Dec	Payment To Amagqisha	2,000.00	3,504,495.78Cr	
03 Dec	Payment To Sosibo Mbongen	5,000.00	3,499,495.78Cr	
03 Dec	Payment To Mthembu Bongum	5,000.00	3,494,495.78Cr	
03 Dec	Payment To Shardesh Sewla	34,907.99	3,459,587.79Cr	
03 Dec	Payment To Ithemba Lomama	2,000.00	3,457,587.79Cr	
03 Dec	Payment To Speedy Locksmi	7,909.70	3,449,678.09Cr	
03 Dec	Payment To Ntshengula Tra	83,914.60	3,365,763.49Cr	
03 Dec	Payment To Fleetside Trad	1,586.24	3,364,177.25Cr	
03 Dec	Payment To Baithaupi Exec	18,355.00	3,345,822.25Cr	
03 Dec	Payment To Real Travel	14,715.00	3,331,107.25Cr	
03 Dec	Payment To Mncaphayi Hold	22,200.00	3,308,907.25Cr	
03 Dec	Payment To Mhrb Trading A	32,587.64	3,276,319.61Cr	
03 Dec	#FNB OB Fees #FNB Obe 62054397	1,833.04	3,274,486.57Cr	
03 Dec	FNB App Payment From Ndzlm 30056176	700.00Cr	3,275,186.57Cr	
03 Dec	FNB OB Pmt Ndzlm 5785	2,000.00Cr	3,277,186.57Cr	

Branch Number	Account Number	Date	DDA DB/YW/AV/ZZ/ZZ/RK/BB/5Q/WB/N	FN
887	62026224999	2025/12/03	PUBLIC SECTOR CHEQUE ACCOUNT	

Date	Description	Amount	Balance	Accrued Bank Charges
03 Dec	FNB OB Pmt Ndzm 266			
03 Dec	FNB App Payment From 30061572	300.00Cr	3,277,486.57Cr	
03 Dec	FNB App Payment From 30068256	1,500.00Cr	3,278,986.57Cr	
03 Dec	Sbx Deposit Sbx33710266805278	1,644.95Cr	3,280,631.52Cr	
03 Dec	#Sbx Deposit Fee #Sbx Dpsit Fee	1,900.00Cr	3,282,531.52Cr	
03 Dec	Magtape Credit ABSA Bank Acc 30055357	7.87	3,282,523.65Cr	
03 Dec	Magtape Credit Payprop Ndzm 30068823-Welto	1,726.24Cr	3,284,249.89Cr	
03 Dec	Magtape Credit Payprop Ndzm 30066838-Fry	1,960.74Cr	3,286,210.63Cr	
03 Dec	Magtape Credit Ndzm30068548	2,089.72Cr	3,288,300.35Cr	
03 Dec	Magtape Credit ABSA Bank 173975Wakkacg	2,500.00Cr	3,290,800.35Cr	
03 Dec	Magtape Credit Cashfocus Ndzm 76935	3,000.00Cr	3,293,800.35Cr	
03 Dec	Magtape Credit 173755	3,712.79Cr	3,297,513.14Cr	
03 Dec	Magtape Credit 30064094	5,800.00Cr	3,303,313.14Cr	
03 Dec	Magtape Credit Ndzm30063770	9,083.12Cr	3,312,396.26Cr	
03 Dec	FNB App Payment From 30058628	50,000.00Cr	3,362,396.26Cr	
03 Dec	Int On Credit Balance	1,500.00Cr	3,363,896.26Cr	
03 Dec	#Service Fees	13,579.49Cr	3,377,475.75Cr	
	Closing Balance	115.00	3,377,360.75Cr	

3,377,360.75Cr

Turnover for Statement Period

No. Credit Transactions 22	
No. Debit Transactions 20	124,639.71 Cr
	680,384.20 Dr

Please contact us within 30 days from your statement date, should you wish to query an entry on this statement (incl. card transactions done during this statement period, but not yet reflecting). Should we not hear from you, we will assume that you have received the statement and that it is correct.

For more information on your Pricing Option, please contact us or visit our website.

**For the latest Credit Rates on product, please go to fnb.co.za

First National Bank - a division of FirstRand Bank Limited. Registration Number 1929/001225/06. An Authorised Financial Services and Credit Provider (NCRCP20). On 21 November 2025, the Prime Lending Rate changed to 10.25%. This may impact the rate on any of your credit facilities.

Branch Number	Account Number	Date	DDA DB/YW/IAV/ZZ/ZZ/RK/BB/5Q/WB/N	FN
887	62026224999	2025/12/03	PUBLIC SECTOR CHEQUE ACCOUNT	



BBST4006 072441
 *DR NKOSAZANA DLAMINI ZUMA LOCAL MUNICIPALITY
 P O BOX 62
 CREIGHTON
 3263
 MTUNGWAP@NDZ.GOV.ZA

☒ P O Box 219
 Underberg 3257
 Street Address Underberg
 Main Street
 Universal Branch Code 250655
 🌐 fnb.co.za
 Lost Cards 087-575-9406
 Account Enquiries 087-736-2247
 Fraud 087-575-9444
 Relationship Manager Mlungiseleli Mnyani (031) 581 9765
 📞 (031) 581-9765

Customer VAT Registration Number Not Provided
 Bank VAT Registration Number 4210102051

Public Sector Cheque Account : 62026224999
 Tax Invoice/Statement Number : 4006
 Statement Period : 30 December 2025 to 31 December 2025
 Statement Date : 31 December 2025

Statement Balances

Bank Charges

Interest Rate

Opening Balance	4,275,002.72 Cr	Service Fees	0.00	Credit Rate**	2.45%
Closing Balance	4,549,203.47 Cr	Cash Deposit Fees	0.41 Dr	Debit Rate (Non-NCA)	13.25%
# Inclusive of VAT @ 15.00%	0.05 Dr	Cash Handling Fees	0.00		
Total VAT (ZAR)	0.05 Dr	Other Fees	0.00		

Transactions in RAND (ZAR)

Date	Description	Amount	Balance	Accrued Bank Charges
11 Dec	Payment Cr Speedpoint67234468Fn			
11 Dec	FNB OB Pmt 259515	6,470.00Cr	4,281,472.72Cr	
11 Dec	FNB OB Pmt 123665	3,751.71Cr	4,285,224.43Cr	
11 Dec	FNB OB Pmt 217955	2,382.93Cr	4,287,607.36Cr	
11 Dec	FNB OB Pmt 259455	698.25Cr	4,288,305.61Cr	
11 Dec	FNB OB Pmt 262005	1,152.68Cr	4,289,458.29Cr	
11 Dec	FNB OB Pmt 238445	770.30Cr	4,290,228.59Cr	
11 Dec	FNB OB Pmt 30060911	969.80Cr	4,291,198.39Cr	
11 Dec	FNB OB Pmt 30068634	2,964.80Cr	4,294,163.19Cr	
11 Dec	FNB OB Pmt Ndzlm 123225	5,381.78Cr	4,299,544.97Cr	
11 Dec	FNB App Payment From 97526	3,048.00Cr	4,302,592.97Cr	
11 Dec	FNB OB Pmt Ndzlm68665	1,850.00Cr	4,304,442.97Cr	
11 Dec	FNB OB Pmt Ndzlm 217845 Storm P	3,465.05Cr	4,307,908.02Cr	
11 Dec	Sbx Deposit Sbx33710283597583	509.83Cr	4,308,417.85Cr	
11 Dec	#Sbx Deposit Fee #Sbx Depsit Fee	50.00Cr	4,308,467.85Cr	
11 Dec	FNB App Payment From S Preston - 21535	0.41	4,308,467.44Cr	
11 Dec	FNB OB Pmt Ndzlm 30058343	3,700.00Cr	4,312,167.44Cr	
11 Dec	FNB OB Pmt Ndzlm 30059832	4,872.70Cr	4,317,040.14Cr	
11 Dec	FNB OB Pmt Ndzlm 259845	2,629.70Cr	4,319,669.84Cr	
11 Dec	FNB OB Pmt Ndzlm 30061338	2,856.30Cr	4,322,526.14Cr	
11 Dec	FNB OB Pmt 30063361 - Corriway	1,052.95Cr	4,323,579.09Cr	
11 Dec	FNB OB Pmt Corriway Props 55215	2,418.00Cr	4,325,997.09Cr	
11 Dec	FNB OB Pmt 30065387	31,906.25Cr	4,357,903.34Cr	
11 Dec	FNB OB Pmt Ndzlm34155	10,580.70Cr	4,368,484.04Cr	
11 Dec	FNB OB Pmt Ndzlm 30061156	7,160.90Cr	4,375,644.94Cr	
		2,253.87Cr	4,377,898.81Cr	

Branch Number	Account Number	Date	DDA DB/YW/AV/ZZ/ZZ/RK/BB/SQ/WB/N	FN
887	62026224999	2025/12/31	PUBLIC SECTOR CHEQUE ACCOUNT	

Date	Description	Amount	Balance	Accrued Bank Charges
31 Dec	FNB OB Pmt Kwas 262035			
31 Dec	FNB OB Pmt Rjc Craig Fam Tr 136	2,049.35Cr	4,379,948.16Cr	
31 Dec	FNB OB Pmt 84015	7,933.30Cr	4,387,881.46Cr	
31 Dec	FNB App Payment From 30068256	1,198.65Cr	4,389,080.11Cr	
31 Dec	FNB OB Pmt 30064702	1,644.95Cr	4,390,725.06Cr	
31 Dec	FNB OB Pmt 30062724	1,188.70Cr	4,391,913.76Cr	
31 Dec	FNB OB Pmt Kwas 123175	415.60Cr	4,392,329.36Cr	
31 Dec	FNB OB Pmt Kwas 30067262	3,122.75Cr	4,395,452.11Cr	
31 Dec	FNB OB Pmt Kwas 123155	7,010.21Cr	4,402,462.32Cr	
31 Dec	FNB OB Pmt Kwas 123245	5,530.60Cr	4,407,992.92Cr	
31 Dec	FNB OB Pmt Kwas 131935	4,042.60Cr	4,412,035.52Cr	
31 Dec	FNB OB Pmt Kwas 107415	571.63Cr	4,412,607.15Cr	
31 Dec	FNB OB Pmt 254905	1,440.80Cr	4,414,047.95Cr	
31 Dec	FNB OB Pmt 254915	858.95Cr	4,414,906.90Cr	
31 Dec	FNB App Payment From 13005	82.30Cr	4,414,989.20Cr	
31 Dec	ADT Cash Deposit Musgr Rd	1,300.00Cr	4,416,289.20Cr	
31 Dec	FNB OB Pmt 246285	2,000.00Cr	4,418,289.20Cr	
31 Dec	FNB OB Pmt 246455	1,491.75Cr	4,419,780.95Cr	
31 Dec	FNB OB Pmt 30057988	1,456.65Cr	4,421,237.60Cr	
31 Dec	FNB OB Pmt 259755	1,268.95Cr	4,422,506.55Cr	
31 Dec	FNB OB Pmt 259875	1,784.85Cr	4,424,291.40Cr	
31 Dec	FNB OB Pmt 30058893	485.75Cr	4,424,777.15Cr	
31 Dec	FNB OB Pmt 259415	1,456.55Cr	4,426,233.70Cr	
31 Dec	FNB OB Pmt 254425	2,347.65Cr	4,428,581.35Cr	
31 Dec	FNB OB Pmt Kwas 217425 Gouveia	1,491.70Cr	4,430,073.05Cr	
31 Dec	FNB OB Pmt 30064290	1,252.66Cr	4,431,325.71Cr	
31 Dec	FNB OB Pmt 165795	4,859.33Cr	4,436,185.04Cr	
31 Dec	FNB OB Pmt 173855	6,762.00Cr	4,442,947.04Cr	
31 Dec	FNB OB Pmt 233345	1,784.87Cr	4,444,731.91Cr	
31 Dec	FNB OB Pmt Ndzlm30062896	3,584.34Cr	4,448,316.25Cr	
31 Dec	FNB OB Pmt Ndzlm30062030	2,902.12Cr	4,451,218.37Cr	
31 Dec	Magtape Credit Investecpbndzlm30055780	418.75Cr	4,451,637.12Cr	
31 Dec	Magtape Credit 30062494	55.45Cr	4,451,692.57Cr	
31 Dec	Magtape Credit Investecpbndzlm30055539	241.07Cr	4,451,933.64Cr	
31 Dec	Magtape Credit Capitec 30063842	262.50Cr	4,452,196.14Cr	
31 Dec	Magtape Credit 30068249	390.00Cr	4,452,586.14Cr	
31 Dec	Magtape Credit Capitec Acc No. 30068081	452.00Cr	4,453,038.14Cr	
31 Dec	Magtape Credit 11969	480.00Cr	4,453,518.14Cr	
31 Dec	Magtape Credit Investecpbndzlm30055807	565.52Cr	4,454,083.66Cr	
31 Dec	Magtape Credit 11811	583.35Cr	4,454,667.01Cr	
31 Dec	Magtape Credit 11419	671.05Cr	4,455,338.06Cr	
31 Dec	Magtape Credit Investecpbkwas 238525 Jamieson	694.50Cr	4,456,032.56Cr	
31 Dec	Magtape Credit 11763	703.80Cr	4,456,736.36Cr	
31 Dec	Magtape Credit 9360	717.95Cr	4,457,454.31Cr	
31 Dec	Magtape Credit 30065978	741.40Cr	4,458,195.71Cr	
31 Dec	Magtape Credit 30065961	748.10Cr	4,458,943.81Cr	
31 Dec	Magtape Credit 66433	775.85Cr	4,459,719.66Cr	
31 Dec	Magtape Credit Ndzlm30069037	788.30Cr	4,460,507.96Cr	
31 Dec	Magtape Credit Ndzlm 30064300	914.35Cr	4,461,422.31Cr	
31 Dec	Magtape Credit Acc No 123135	1,000.00Cr	4,462,422.31Cr	
31 Dec	Magtape Credit 30062614	1,000.00Cr	4,463,422.31Cr	
31 Dec	Magtape Credit ABSA Bank Ndzlm 30066694	1,029.59Cr	4,464,451.90Cr	
31 Dec	Magtape Credit Ndzim - 30060904 Erf 638	1,102.15Cr	4,465,554.05Cr	
31 Dec	Magtape Credit 68695	1,185.60Cr	4,466,739.65Cr	
31 Dec	Magtape Credit Stoneyglenac110975 Stoney Glen	1,273.72Cr	4,468,013.37Cr	
31 Dec	Magtape Credit 30055632	1,330.00Cr	4,469,343.37Cr	
31 Dec	Magtape Credit 30066618	1,357.71Cr	4,470,701.08Cr	
31 Dec	Magtape Credit A.L.Sanders 107525	1,496.25Cr	4,472,197.33Cr	
31 Dec	Magtape Credit 30055687	1,500.00Cr	4,473,697.33Cr	
31 Dec	Magtape Credit Kwas-264635	1,634.80Cr	4,475,332.13Cr	
31 Dec		1,634.80Cr	4,476,966.93Cr	

30055917

Branch Number	Account Number	Date	DDA DB/WV/AV/ZZ/ZZ/RK/BB/5Q/WB/N	FN
887	62026224999	2025/12/31	PUBLIC SECTOR CHEQUE ACCOUNT	

Transactions in RAND (ZAR) : 62026224999

Date	Description	Amount	Balance	Accrued Bank Charges	
31 Dec	Magtape Credit Ndzm 30057373				
31 Dec	Magtape Credit 262085	1,644.17Cr	4,478,611.10Cr		
31 Dec	Magtape Credit 30066199	1,800.00Cr	4,480,411.10Cr		
31 Dec	Magtape Credit 30062580	1,800.00Cr	4,482,211.10Cr		
31 Dec	Magtape Credit Ndzm173995	1,856.46Cr	4,484,067.56Cr		
31 Dec	Magtape Credit 30055481	2,077.99Cr	4,486,145.55Cr		
31 Dec	Magtape Credit 30062683	2,078.13Cr	4,488,223.68Cr		
31 Dec	Magtape Credit 30061888	2,078.13Cr	4,490,301.81Cr		
31 Dec	Magtape Credit Ndzm102155 Sewbuckus	2,200.00Cr	4,492,501.81Cr		
31 Dec	Magtape Credit 30062456	2,250.00Cr	4,494,751.81Cr		
31 Dec	Magtape Credit 30067310	2,299.80Cr	4,497,051.61Cr		
31 Dec	Magtape Credit Ndzm 233985	2,300.80Cr	4,499,352.41Cr		
31 Dec	Magtape Credit 46909	2,342.45Cr	4,501,694.86Cr		
31 Dec	Magtape Credit 30060090	2,355.21Cr	4,504,050.07Cr		
31 Dec	Magtape Credit Kwas-264185	2,400.00Cr	4,506,450.07Cr		
31 Dec	Magtape Credit 30062425	2,660.00Cr	4,509,110.07Cr		
31 Dec	Magtape Credit Ndzm 57727	2,964.80Cr	4,512,074.87Cr		
31 Dec	Magtape Credit Ndzm 30059007	2,992.50Cr	4,515,067.37Cr		
31 Dec	Magtape Credit 62680	3,305.86Cr	4,518,373.23Cr		
31 Dec	Magtape Credit Ndzm 30059997	4,100.83Cr	4,522,474.06Cr		
31 Dec	Magtape Credit 30062597	4,468.00Cr	4,526,942.06Cr		
31 Dec	Magtape Credit 30062690	4,571.88Cr	4,531,513.94Cr		
31 Dec	Magtape Credit 30062621	5,513.96Cr	4,537,027.90Cr		
31 Dec	Magtape Credit 46899	6,566.88Cr	4,543,594.78Cr		
31 Dec	Internal Debit Order F/Card Comcommis00014603	7,370.43Cr	4,550,965.21Cr		
31 Dec	Internal Debit Order F/Card Comcommis00013209	4.14	4,550,961.07Cr		
31 Dec	Internal Debit Order F/Card Comrental00014603FNB	370.60	4,550,590.47Cr		
31 Dec	Internal Debit Order F/Card Comrental00013209FNB	448.50	4,550,141.97Cr		
31 Dec	Magtape Debit M-Choice M-Choice204082927	448.50	4,549,693.47Cr		
Closing Balance			490.00	4,549,203.47Cr	12.00

4,549,203.47Cr

Turnover for Statement Period

No. Credit Transactions	108
No. Debit Transactions	6
	275,962.90 Cr
	1,762.15 Dr

Please contact us within 30 days from your statement date, should you wish to query an entry on this statement (incl. card transactions done during this statement period, but not yet reflecting). Should we not hear from you, we will assume that you have received the statement and that it is correct.

For more information on your Pricing Option, please contact us or visit our website.
For the latest Credit Rates on product, please go to fnb.co.za


First National Bank - a division of FirstRand Bank Limited. Registration Number 1929/001225/06. An Authorised Financial Services and Credit Provider (NCRCP20).
On 21 November 2025, the Prime Lending Rate changed to 10.25%. This may impact the rate on any of your credit facilities.


Branch Number	Account Number	Date	DDA DB/YW/AV/ZZ/ZZ/RK/BS/SQ/WB/N	FN
887	62026224999	2025/12/31	PUBLIC SECTOR CHEQUE ACCOUNT	

DR NKOSAZANA DLAMINI-ZUMA LOCAL MUNICIPALITY
GRANTS SUMMARY DECEMBER 2025

GRANT NAME	ITEM ACCOUNT	ORIGINAL BUDGET 2025/2026	APPROVED ROLLOVER BY NATIONAL TREASURY	TOTAL RECEIVED 31 DECEMBER 2025	TOTAL SPENT 31 DECEMBER 2025	TOTAL UNSPENT 31 DECEMBER 2025
NATIONAL TREASURY GRANTS						
MIG	IL0010060110020000000000	38 868 000,00		28 000 000,00	15 956 888,49	12 043 111,51
FMG	IL0010060110020000000000	2 000 000,00		2 000 000,00	1 488 221,59	511 778,41
EPWP	IL0010060040010010020000	2 135 000,00		1 495 000,00	1 770 849,88	275 849,88
SUB-TOTAL		43 003 000,00	-	31 495 000,00	19 215 959,96	12 279 040,04
KZN PROVINCIAL GRANTS						
LIBRARY SERVICE OPERATIONAL GRANT	IL0010060040010010020000	4 933 000,00		4 887 000,00	3 060 649,99	1 826 350,01
CLEANEST MUNICIPALITY COMPETITION	30311070251		400 000,00			400 000,00
GREENEST AND SMART MUNICIPALITY			132 869,86			132 869,86
SUB-TOTAL		4 933 000,00	532 869,86	4 887 000,00	3 060 649,99	2 359 219,87
TOTAL GRANTS		47 936 000,00	532 869,86	36 382 000,00	22 276 609,95	14 638 259,91

06/01/2026

PREPARED BY: 
Miss. T Makhenya

APPROVED BY: 
Mr. Nlwela

Municipal In-year reports & supporting tables

mSCOA Version 6.9

[Click for Instructions!](#)

Accountability

Transparency

**Information &
service delivery**



national treasury

Department:
National Treasury
REPUBLIC OF SOUTH AFRICA

Contact details:

Budget submission enquiries:
Lawrence Gqesha
National Treasury

Electronic documents: lgdocuments@treasury.gov.za

Electronic submissions: LG Upload Portal

Preparation Instructions

Municipality Name:

CFO Name:

Tel: Fax:

E-Mail:

Reporting period:

MTREF:

Budget Year:

Does this municipality have Entities?

If YES: Identify type of report:

Name Votes & Sub-Votes

Printing Instructions

Showing / Hiding Columns

Hide Reference columns on all sheets

Hide Pre-audit columns on all sheets

Showing / Clearing Highlights

Clear Highlights on all sheets

Importants documents which provide essential assistance

[MFMA Budget Circular](#) [Click to view](#)

[MBRR Budget Formats Guide](#) [Click to view](#)

[Dummy Budget Guide](#) [Click to view](#)

[Funding Compliance Guide](#) [Click to view](#)

[MFMA Return Forms](#) [Click to view](#)

Organisational Structure Votes	Complete Votes & Sub-Votes	Select Org. Structure
Vote 1 - EXECUTIVE AND COUNCIL	Vote 1 EXECUTIVE AND COUNCIL	
Vote 2 - BUDGET AND TREASURY	1,1 EXECUTIVE & COUNCIL	1,1 - EXECUTIVE & COUNCIL
Vote 3 - CORPORATE SERVICES	1,2 INTERNAL AUDIT	1,2 - INTERNAL AUDIT
Vote 4 - COMMUNITY SERVICES	1,3 [Name of sub-vote]	
Vote 5 - PUBLIC WORKS AND BASIC SERVICES	1,4 [Name of sub-vote]	
Vote 6 - PLANNING AND DEVELOPMNT	1,5 [Name of sub-vote]	
Vote 7 - [NAME OF VOTE 7]	1,6 [Name of sub-vote]	
Vote 8 - [NAME OF VOTE 8]	1,7 [Name of sub-vote]	
Vote 9 - [NAME OF VOTE 9]	1,8 [Name of sub-vote]	
Vote 10 - [NAME OF VOTE 10]	1,9 [Name of sub-vote]	
Vote 11 - [NAME OF VOTE 11]	1,10 [Name of sub-vote]	
Vote 12 - [NAME OF VOTE 12]	Vote 2 BUDGET AND TREASURY	
Vote 13 - [NAME OF VOTE 13]	2,1 BUDGET & TREASURY	2,1 - BUDGET & TREASURY
Vote 14 - [NAME OF VOTE 14]	2,2 [Name of sub-vote]	
Vote 15 - [NAME OF VOTE 15]	2,3 [Name of sub-vote]	
	Vote 3 CORPORATE SERVICES	
	3,1 CORPORATE SERVICES	3,1 - CORPORATE SERVICES
	3,2 HUMAN RESOURCES	3,2 - HUMAN RESOURCES
	Vote 4 COMMUNITY SERVICES	
	4,1 COMMUNITY SERVICES	4,1 - COMMUNITY SERVICES
	4,2 TRAFFIC	4,2 - TRAFFIC
	4,3 DISASTER MANAGEMENT	4,3 - DISASTER MANAGEMENT
	4,4 MUNICIPAL POUND	4,4 - MUNICIPAL POUND
	4,5 SPORTSFIELDS	4,5 - SPORTSFIELDS
	4,6 LIBRARIES	4,6 - LIBRARIES
	4,7 COMMUNITY PROGRAMS	4,7 - COMMUNITY PROGRAMS
	4,8 PARKS AND CEMETERIES	4,8 - PARKS AND CEMETERIES
	Vote 5 PUBLIC WORKS AND BASIC SERVICES	
	5,1 ROADS	5,1 - ROADS
	5,2 HOUSING	5,2 - HOUSING
	5,3 WASTE MANAGEMENT	5,3 - WASTE MANAGEMENT
	5,4 PMU	5,4 - PMU
	Vote 6 PLANNING AND DEVELOPMNT	
	6,1 PLANNING AND DEVELOPMENT	6,1 - PLANNING AND DEVELOPMENT
	6,2 LED AND TOURISM	6,2 - LED AND TOURISM

KZN436 Dr Nkosazana Dlamini Zuma - Contact Information

A. GENERAL INFORMATION

Municipality	KZN436 Dr Nkosazana Dlamini Zuma
Grade	3
Province	K7N KWAZULU-NATAL
Web Address	www.ndz.gov.za
E-mail Address	cfo@ndz.gov.za

1 Grade in terms of the Remuneration of Public Office Bearers Act.

B. CONTACT INFORMATION

Postal address:	
P.O. Box	P.O. Box 62
City / Town	Creighton
Postal Code	3263
Street address	
Building	Dr. Nkosazana Dlamini Zuma Municipality
Street No. & Name	Main Street, Creighton
City / Town	Creighton
Postal Code	3263
General Contacts	
Telephone number	0398331038
Fax number	0398331539

C. POLITICAL LEADERSHIP

Speaker:	
ID Number	7903085659082
Title	Mr
Name	Simo Sydney Phoswa
Telephone number	0398331038
Cell number	072 708 4358
Fax number	0398331539
E-mail address	treemanphoswa@gmail.com

Secretary/PA to the Speaker:	
ID Number	7810155701084
Title	Mr
Name	Velani Sosibo
Telephone number	0398331038
Cell number	073 470 3037
Fax number	0398331539
E-mail address	Sosibov@noz.gov.za

Mayor/Executive Mayor:	
ID Number	7007290351087
Title	Mrs
Name	Precious Sindisiwe Msimi
Telephone number	0398331038
Cell number	082 598 5467
Fax number	0398331539
E-mail address	majobemsimi@gmail.com

Secretary/PA to the Mayor/Executive Mayor:	
ID Number	8609120879085
Title	Miss
Name	Pnumia SIKHAKHANE
Telephone number	0398331038
Cell number	067 957 3640
Fax number	0398331539
E-mail address	SIKHAKHANE@noz.gov.za

Deputy Mayor/Executive Mayor:	
ID Number	8512290301085
Title	Miss
Name	Khaleka Annacieta Madede
Telephone number	0398331038
Cell number	063 699 8803
Fax number	0398331539
E-mail address	khaleka@gmail.com

Secretary/PA to the Deputy Mayor/Executive Mayor:	
ID Number	8612110692084
Title	Miss
Name	NOKWANDA CHUIE
Telephone number	0398331038
Cell number	082 951 0341
Fax number	0398331539
E-mail address	chuien@noz.gov.za

D. MANAGEMENT LEADERSHIP

Municipal Manager:		Secretary/PA to the Municipal Manager:	
ID Number	69012/5582081	ID Number	680713073/083
Title	Mr	Title	Miss
Name	NKOSIYEZWE Cyprian VEZI	Name	Sonumelele Mbatna
Telephone number	0398331038	Telephone number	0398331038
Cell number	0739766682	Cell number	0713041194
Fax number	0398331539	Fax number	0398331539
E-mail address	vezin@naz.gov.za	E-mail address	mbatnan@naz.gov.za
Chief Financial Officer		Secretary/PA to the Chief Financial Officer	
ID Number	8109265730086	ID Number	U
Title	Mr	Title	Miss
Name	MKNUMBUZENI Phlip Mlungwa	Name	XOLISWA Memeia
Telephone number	0398331038	Telephone number	0398331038
Cell number	0605445411	Cell number	0608285010
Fax number	0398331539	Fax number	0398331539
E-mail address	cro@naz.gov.za	E-mail address	memeiap@naz.gov.za
Official responsible for submitting financial information		Official responsible for submitting financial information	
ID Number	8903295560087	ID Number	8410160917087
Title	Mr	Title	Miss
Name	NKOSINATHI Vela	Name	NOKUTHULA KNUDONI
Telephone number	0398331038	Telephone number	0398331038
Cell number	0794956452	Cell number	0727700153
Fax number	0398331539	Fax number	0398331539
E-mail address	velan@naz.gov.za	E-mail address	knuodonin@naz.gov.za
Official responsible for submitting financial information		Official responsible for submitting financial information	
ID Number	8809220867085	ID Number	9301310484087
Title	Miss	Title	Miss
Name	NOLUTHANDO Dlamini	Name	INembekie Makhanya
Telephone number	0398331038	Telephone number	0398331038
Cell number	0635132839	Cell number	0734326527
Fax number	0398331539	Fax number	0398331539
E-mail address	dlamininp@naz.gov.za	E-mail address	makhanyat@naz.gov.za

KZN436 Dr Nkosazana Dlamini Zuma - Table C1 Monthly Budget Statement Summary - M06 December

Description	Budget Year 2025/26								
	2024/25 Audited Outcome	Original Budget	Adjusted Budget	Monthly Actual	YearTD Actual	YearTD Budget	YTD Variance	YTD Variance %	Full Year Forecast
R thousands									
Financial Performance									
Property rates	44 315	46 096	46 096	3 913	23 372	23 048	324	1%	46 096
Service charges	4 528	4 861	4 861	407	2 450	2 431	19	1%	4 861
Investment revenue	13 672	16 732	16 732	1 319	5 290	8 366	(3 076)	-37%	16 732
Transfers and subsidies - Operational	179 345	179 187	179 187	990	76 927	89 593	(12 667)	-14%	179 187
Other own revenue	21 558	15 641	15 641	1 097	5 901	7 821	(1 920)	-25%	15 641
Total Revenue (excluding capital transfers and contributions)	263 417	262 517	262 517	7 725	113 940	131 258	(17 319)	-13%	262 517
Employee costs	88 621	104 388	104 388	11 503	47 473	52 194	(4 721)	-9%	104 388
Remuneration of Councillors	12 750	14 499	14 499	1 077	6 831	7 249	(418)	-6%	14 499
Depreciation and amortisation	52 810	54 038	54 038	4 478	27 105	27 019	86	0%	54 038
Interest	2 799	1 240	1 240	173	1 099	620	479	77%	1 240
Inventory consumed and bulk purchases	4 838	6 627	6 627	498	1 952	3 314	(1 361)	-41%	6 627
Transfers and subsidies	2 357	2 075	2 075	75	486	1 037	(551)	-53%	2 075
Other expenditure	105 655	114 818	114 818	10 070	50 211	57 404	(7 193)	-13%	114 818
Total Expenditure	269 831	297 684	297 684	27 874	135 157	148 837	(13 680)	-9%	297 684
Surplus/(Deficit)	(6 414)	(35 168)	(35 168)	(20 149)	(21 218)	(17 579)	(3 639)	21%	(35 168)
Transfers and subsidies - capital (monetary allocations)	32 185	38 868	38 868	2 647	15 957	19 434	(3 477)	-18%	38 868
Transfers and subsidies - capital (in-kind)	-	-	-	-	-	-	-	-	-
Surplus/(Deficit) after capital transfers & contributions	25 771	3 700	3 700	(17 502)	(5 261)	1 855	(7 116)	-384%	3 700
Share of surplus/ (deficit) of associate	-	-	-	-	-	-	-	-	-
Surplus/ (Deficit) for the year	25 771	3 700	3 700	(17 502)	(5 261)	1 855	(7 116)	-384%	3 700
Capital expenditure & funds sources									
Capital expenditure	74 096	62 833	62 833	4 849	22 738	31 416	(8 678)	-28%	62 833
Capital transfers recognised	54	33 798	33 798	2 301	14 533	16 899	(2 366)	-14%	33 798
Borrowing	-	-	-	-	-	-	-	-	-
Internally generated funds	18 635	29 034	29 034	2 548	8 205	14 517	(6 312)	-43%	29 034
Total sources of capital funds	18 689	62 833	62 833	4 849	22 738	31 416	(8 678)	-28%	62 833
Financial position									
Total current assets	200 864	160 934	160 934		258 840				160 934
Total non current assets	536 560	615 740	615 740		587 065				615 740
Total current liabilities	42 761	50 619	50 619		101 114				50 619
Total non current liabilities	26 285	23 347	23 347		26 803				23 347
Community wealth/Equity	723 249	702 708	702 708		723 249				702 708
Cash flows									
Net cash from (used) operating	576 176	56 420	56 420	(8 873)	231 212	28 210	(203 002)	-720%	281 356
Net cash from (used) investing	(78 070)	(72 258)	(72 258)	(9 928)	(27 785)	36 129	63 914	177%	72 258
Net cash from (used) financing	-	-	-	-	-	-	-	-	-
Cash/cash equivalents at the month/year end	784 407	70 039	70 039	-	561 690	150 216	(411 474)	-274%	711 877
Debtors & creditors analysis	0-30 Days	31-60 Days	61-90 Days	91-120 Days	121-150 Dys	151-180 Dys	181 Dys-1 Yr	Over 1Yr	Total
Debtors Age Analysis									
Total By Income Source	-	-	-	-	-	-	-	-	-
Creditors Age Analysis									
Total Creditors	-	-	-	-	-	-	-	-	-

KZN436 Dr Nkosazana Dlamini Zuma - Table C2 Monthly Budget Statement - Financial Performance (functional classification) - M06 December

Description	Ref	2024/25	Budget Year 2025/26							
		Audited Outcome	Original Budget	Adjusted Budget	Monthly Actual	YearTD Actual	YearTD Budget	YTD Variance	YTD Variance %	Full Year Forecast
Revenue - Functional										
Governance and administration		245 418	248 445	248 445	6 264	105 954	124 222	(18 268)	-15%	248 445
Executive and council		-	-	-	-	-	-	-	-	-
Finance and administration		245 418	248 445	248 445	6 264	105 954	124 222	(18 268)	-15%	248 445
Internal audit		-	-	-	-	-	-	-	-	-
Community and public safety		6 512	6 753	6 753	920	3 886	3 377	509	15%	6 753
Community and social services		4 868	4 942	4 942	803	3 061	2 471	589	24%	4 942
Sport and recreation		-	-	-	-	-	-	-	-	-
Public safety		1 644	1 811	1 811	117	825	905	(81)	-9%	1 811
Housing		-	-	-	-	-	-	-	-	-
Health		-	-	-	-	-	-	-	-	-
Economic and environmental services		33 491	41 325	41 325	2 781	17 607	20 663	(3 055)	-15%	41 325
Planning and development		307	322	322	16	155	161	(6)	-4%	322
Road transport		33 184	41 003	41 003	2 765	17 452	20 502	(3 050)	-15%	41 003
Environmental protection		-	-	-	-	-	-	-	-	-
Trading services		10 181	4 861	4 861	407	2 450	2 431	19	1%	4 861
Energy sources		4 786	-	-	-	-	-	-	-	-
Water management		-	-	-	-	-	-	-	-	-
Waste water management		-	-	-	-	-	-	-	-	-
Waste management		5 395	4 861	4 861	407	2 450	2 431	19	1%	4 861
Other	4	-	-	-	-	-	-	-	-	-
Total Revenue - Functional	2	295 602	301 385	301 385	10 372	129 897	150 692	(20 796)	-14%	301 385
Expenditure - Functional										
Governance and administration		160 102	180 396	180 396	16 394	81 364	90 193	(8 829)	-10%	180 396
Executive and council		28 962	31 746	31 746	2 633	14 043	15 873	(1 830)	-12%	31 746
Finance and administration		128 413	144 732	144 786	13 439	65 758	72 388	(6 630)	-9%	144 786
Internal audit		2 727	3 919	3 865	322	1 562	1 932	(370)	-19%	3 865
Community and public safety		38 498	43 298	43 298	4 612	19 188	21 649	(2 461)	-11%	43 298
Community and social services		19 959	22 053	22 080	2 836	11 242	11 040	202	2%	22 080
Sport and recreation		173	-	-	26	98	98	-	-	-
Public safety		15 578	20 237	20 209	1 697	7 373	10 105	(2 731)	-27%	20 209
Housing		2 788	1 009	1 009	52	475	504	(29)	-6%	1 009
Health		-	-	-	-	-	-	-	-	-
Economic and environmental services		51 040	57 993	57 993	5 393	28 795	28 996	(201)	-1%	57 993
Planning and development		10 156	24 432	24 432	979	7 744	12 216	(4 472)	-37%	24 432
Road transport		40 884	33 560	33 560	4 413	21 051	16 780	4 271	25%	33 560
Environmental protection		-	-	-	-	-	-	-	-	-
Trading services		18 414	10 902	10 902	1 313	5 131	5 451	(320)	-6%	10 902
Energy sources		8 334	-	-	-	-	-	-	-	-
Water management		-	-	-	-	-	-	-	-	-
Waste water management		-	-	-	-	-	-	-	-	-
Waste management		10 079	10 902	10 902	1 313	5 131	5 451	(320)	-6%	10 902
Other		1 777	5 095	5 095	163	680	2 548	(1 868)	-73%	5 095
Total Expenditure - Functional	3	269 831	297 684	297 684	27 874	135 157	148 837	(13 680)	-9%	297 684
Surplus/ (Deficit) for the year		25 771	3 700	3 700	(17 502)	(5 261)	1 855	(7 116)	-384%	3 700

KZN436 Dr Nkosazana Dlamini Zuma - Table C3 Monthly Budget Statement - Financial Performance (revenue and expenditure by municipal vote) - M06

Vote Description	Ref	2024/25	Budget Year 2025/26							
		Audited Outcome	Original Budget	Adjusted Budget	Monthly Actual	YearTD Actual	YearTD Budget	YTD Variance	YTD Variance %	Full Year Forecast
R thousands										
Revenue by Vote	1									
Vote 1 - EXECUTIVE AND COUNCIL		-	-	-	-	-	-	-	-	-
Vote 2 - BUDGET AND TREASURY		245 749	248 386	248 386	6 356	106 439	124 193	(17 754)	-14,3%	248 386
Vote 3 - CORPORATE SERVICES		126	59	59	-	-	29	(29)	-100,0%	59
Vote 4 - COMMUNITY SERVICES		10 618	11 614	11 614	1 236	5 886	5 807	78	1,3%	11 614
Vote 5 - PUBLIC WORKS AND BASIC SERVICES		38 803	41 003	41 003	2 765	17 452	20 502	(3 050)	-14,9%	41 003
Vote 6 - PLANNING AND DEVELOPMNT		306	322	322	16	120	161	(41)	-25,6%	322
Vote 7 - [NAME OF VOTE 7]		-	-	-	-	-	-	-	-	-
Vote 8 - [NAME OF VOTE 8]		-	-	-	-	-	-	-	-	-
Vote 9 - [NAME OF VOTE 9]		-	-	-	-	-	-	-	-	-
Vote 10 - [NAME OF VOTE 10]		-	-	-	-	-	-	-	-	-
Vote 11 - [NAME OF VOTE 11]		-	-	-	-	-	-	-	-	-
Vote 12 - [NAME OF VOTE 12]		-	-	-	-	-	-	-	-	-
Vote 13 - [NAME OF VOTE 13]		-	-	-	-	-	-	-	-	-
Vote 14 - [NAME OF VOTE 14]		-	-	-	-	-	-	-	-	-
Vote 15 - [NAME OF VOTE 15]		-	-	-	-	-	-	-	-	-
Total Revenue by Vote	2	295 602	301 385	301 385	10 372	129 897	150 692	(20 796)	-13,8%	301 385
Expenditure by Vote	1									
Vote 1 - EXECUTIVE AND COUNCIL		31 690	35 665	35 611	2 955	15 606	17 805	(2 200)	-12,4%	35 611
Vote 2 - BUDGET AND TREASURY		87 966	94 656	94 710	8 729	44 464	47 350	(2 886)	-6,1%	94 710
Vote 3 - CORPORATE SERVICES		40 446	49 575	49 575	4 710	21 294	24 788	(3 493)	-14,1%	49 575
Vote 4 - COMMUNITY SERVICES		35 710	42 290	42 290	4 560	18 713	21 145	(2 432)	-11,5%	42 290
Vote 5 - PUBLIC WORKS AND BASIC SERVICES		63 661	56 463	56 463	6 122	31 549	28 232	3 318	11,8%	56 463
Vote 6 - PLANNING AND DEVELOPMNT		10 358	19 035	19 035	798	3 531	9 518	(5 986)	-62,9%	19 035
Vote 7 - [NAME OF VOTE 7]		-	-	-	-	-	-	-	-	-
Vote 8 - [NAME OF VOTE 8]		-	-	-	-	-	-	-	-	-
Vote 9 - [NAME OF VOTE 9]		-	-	-	-	-	-	-	-	-
Vote 10 - [NAME OF VOTE 10]		-	-	-	-	-	-	-	-	-
Vote 11 - [NAME OF VOTE 11]		-	-	-	-	-	-	-	-	-
Vote 12 - [NAME OF VOTE 12]		-	-	-	-	-	-	-	-	-
Vote 13 - [NAME OF VOTE 13]		-	-	-	-	-	-	-	-	-
Vote 14 - [NAME OF VOTE 14]		-	-	-	-	-	-	-	-	-
Vote 15 - [NAME OF VOTE 15]		-	-	-	-	-	-	-	-	-
Total Expenditure by Vote	2	269 831	297 684	297 684	27 874	135 157	148 837	(13 680)	-9,2%	297 684
Surplus/ (Deficit) for the year	2	25 771	3 700	3 700	(17 502)	(5 261)	1 855	(7 116)	-383,6%	3 700

KZN436 Dr Nkosazana Dlamini Zuma - Table C4 Monthly Budget Statement - Financial Performance (revenue and expenditure) - M06 December

Description	Ref	Budget Year 2025/26								
		2024/25 Audited Outcome	Original Budget	Adjusted Budget	Monthly Actual	YearTD Actual	YearTD Budget	YTD Variance	YTD Variance %	Full Year Forecast
Revenue										
Exchange Revenue										
Service charges - Electricity		-	-	-	-	-	-	-	-	-
Service charges - Water		-	-	-	-	-	-	-	-	-
Service charges - Waste Water Management		-	-	-	-	-	-	-	-	-
Service charges - Waste management		4 528	4 861	4 861	407	2 450	2 431	19	1%	4 861
Sale of Goods and Rendering of Services		5 294	647	647	18	229	323	(94)	-29%	647
Agency services		605	751	751	-	195	375	(180)	-48%	751
Interest		-	-	-	-	-	-	-	-	-
Interest earned from Receivables		-	-	-	-	-	-	-	-	-
Interest earned from Current and Non Current Assets		13 672	16 732	16 732	1 319	5 290	8 366	(3 076)	-37%	16 732
Dividends		-	-	-	-	-	-	-	-	-
Rent on Land		-	-	-	-	-	-	-	-	-
Rental from Fixed Assets		1 885	2 153	2 153	111	700	1 076	(376)	-35%	2 153
Licence and permits		691	445	445	33	247	223	24	11%	445
Special rating levies		-	-	-	-	-	-	-	-	-
Operational Revenue		185	825	825	2	60	413	(353)	-86%	825
Non-Exchange Revenue										
Property rates		44 315	46 096	46 096	3 913	23 372	23 048	324	1%	46 096
Surcharges and Taxes		-	-	-	-	-	-	-	-	-
Fines, penalties and forfeits		911	2 602	2 602	97	1 296	1 301	(5)	0%	2 602
Licence and permits		-	20	20	-	-	10	(10)	-100%	20
Transfer and subsidies - Operational		179 345	179 187	179 187	990	76 927	89 593	(12 667)	-14%	179 187
Interest		9 066	8 198	8 198	836	3 173	4 099	(926)	-23%	8 198
Fuel Levy		-	-	-	-	-	-	-	-	-
Operational Revenue		-	-	-	-	-	-	-	-	-
Gains on disposal of Assets		543	-	-	-	-	-	-	-	-
Other Gains		2 378	-	-	-	-	-	-	-	-
Discontinued Operations		-	-	-	-	-	-	-	-	-
Total Revenue (excluding capital transfers and contributions)		263 417	262 517	262 517	7 725	113 940	131 258	-		262 517
Expenditure By Type										
Employee related costs		88 621	104 388	104 388	11 503	47 473	52 194	(4 721)	-9%	104 388
Remuneration of councillors		12 750	14 499	14 499	1 077	6 831	7 249	(418)	-6%	14 499
Bulk purchases - electricity		-	-	-	-	-	-	-	-	-
Inventory consumed		4 838	6 627	6 627	498	1 952	3 314	(1 361)	-41%	6 627
Debt impairment		(150)	4 746	4 746	-	(1 136)	2 373	(3 509)	-148%	4 746
Depreciation and amortisation		52 810	54 038	54 038	4 478	27 105	27 019	86	0%	54 038
Interest		2 799	1 240	1 240	173	1 099	620	479	77%	1 240
Contracted services		55 200	59 858	59 895	5 099	28 993	29 948	(955)	-3%	59 895
Transfers and subsidies		2 357	2 075	2 075	75	486	1 037	(551)	-53%	2 075
Irrecoverable debts written off		2 566	3 900	3 900	-	533	1 950	(1 417)	-73%	3 900
Operational costs		48 039	46 314	46 277	4 971	21 821	23 133	(1 312)	-6%	46 277
Losses on Disposal of Assets		-	-	-	-	-	-	-	-	-
Other Losses		-	-	-	-	-	-	-	-	-
Total Expenditure		269 831	297 684	297 684	27 874	135 157	148 837	(13 680)	-9%	297 684
Surplus/(Deficit)		(6 414)	(35 168)	(35 168)	(20 149)	(21 218)	(17 579)	13 680	(0)	(35 168)
Transfers and subsidies - capital (monetary allocations)		32 185	38 868	38 868	2 647	15 957	19 434	(3 477)	(0)	38 868
Transfers and subsidies - capital (in-kind)		-	-	-	-	-	-	-	-	-
Surplus/(Deficit) after capital transfers & contributions		25 771	3 700	3 700	(17 502)	(5 261)	1 855			3 700
Income Tax		-	-	-	-	-	-	-	-	-
Surplus/(Deficit) after income tax		25 771	3 700	3 700	(17 502)	(5 261)	1 855			3 700
Share of Surplus/Deficit attributable to Joint Venture		-	-	-	-	-	-	-	-	-
Share of Surplus/Deficit attributable to Minorities		-	-	-	-	-	-	-	-	-
Surplus/(Deficit) attributable to municipality		25 771	3 700	3 700	(17 502)	(5 261)	1 855			3 700
Share of Surplus/Deficit attributable to Associate		-	-	-	-	-	-	-	-	-
Intercompany/Parent subsidiary transactions		-	-	-	-	-	-	-	-	-
Surplus/ (Deficit) for the year		25 771	3 700	3 700	(17 502)	(5 261)	1 855			3 700

KZN436 Dr Nkosazana Dlamini Zuma - Table C5 Monthly Budget Statement - Capital Expenditure (municipal vote, functional classification and funding) - M06 December

Vote Description	Ref	Budget Year 2025/26								
		2024/25 Audited Outcome	Original Budget	Adjusted Budget	Monthly Actual	YearTD Actual	YearTD Budget	YTD Variance	YTD Variance %	Full Year Forecast
R thousands	1									
Multi-Year expenditure appropriation	2									
Vote 1 - EXECUTIVE AND COUNCIL		-	-	-	-	-	-	-	-	-
Vote 2 - BUDGET AND TREASURY		-	100	100	-	-	50	(50)	-100%	100
Vote 3 - CORPORATE SERVICES		-	120	120	-	-	60	(60)	-100%	120
Vote 4 - COMMUNITY SERVICES		2 406	3 360	3 360	44	44	1 680	(1 636)	-97%	3 360
Vote 5 - PUBLIC WORKS AND BASIC SERVICES		166	41 151	41 151	3 323	16 781	20 576	(3 794)	-18%	41 151
Vote 6 - PLANNING AND DEVELOPMNT		-	-	-	-	-	-	-	-	-
Vote 7 - [NAME OF VOTE 7]		-	-	-	-	-	-	-	-	-
Vote 8 - [NAME OF VOTE 8]		-	-	-	-	-	-	-	-	-
Vote 9 - [NAME OF VOTE 9]		-	-	-	-	-	-	-	-	-
Vote 10 - [NAME OF VOTE 10]		-	-	-	-	-	-	-	-	-
Vote 11 - [NAME OF VOTE 11]		-	-	-	-	-	-	-	-	-
Vote 12 - [NAME OF VOTE 12]		-	-	-	-	-	-	-	-	-
Vote 13 - [NAME OF VOTE 13]		-	-	-	-	-	-	-	-	-
Vote 14 - [NAME OF VOTE 14]		-	-	-	-	-	-	-	-	-
Vote 15 - [NAME OF VOTE 15]		-	-	-	-	-	-	-	-	-
Total Capital Multi-year expenditure	4,7	2 571	44 731	44 731	3 367	16 825	22 365	(5 541)	-25%	44 731
Single Year expenditure appropriation	2									
Vote 1 - EXECUTIVE AND COUNCIL		114	231	231	40	149	116	34	29%	231
Vote 2 - BUDGET AND TREASURY		57 411	1 721	1 721	-	671	861	(190)	-22%	1 721
Vote 3 - CORPORATE SERVICES		2 261	2 562	2 562	-	669	1 281	(612)	-48%	2 562
Vote 4 - COMMUNITY SERVICES		6 205	6 798	6 798	-	309	3 399	(3 090)	-91%	6 798
Vote 5 - PUBLIC WORKS AND BASIC SERVICES		4 900	6 384	6 384	1 442	3 970	3 192	778	24%	6 384
Vote 6 - PLANNING AND DEVELOPMNT		634	405	405	-	146	202	(57)	-28%	405
Vote 7 - [NAME OF VOTE 7]		-	-	-	-	-	-	-	-	-
Vote 8 - [NAME OF VOTE 8]		-	-	-	-	-	-	-	-	-
Vote 9 - [NAME OF VOTE 9]		-	-	-	-	-	-	-	-	-
Vote 10 - [NAME OF VOTE 10]		-	-	-	-	-	-	-	-	-
Vote 11 - [NAME OF VOTE 11]		-	-	-	-	-	-	-	-	-
Vote 12 - [NAME OF VOTE 12]		-	-	-	-	-	-	-	-	-
Vote 13 - [NAME OF VOTE 13]		-	-	-	-	-	-	-	-	-
Vote 14 - [NAME OF VOTE 14]		-	-	-	-	-	-	-	-	-
Vote 15 - [NAME OF VOTE 15]		-	-	-	-	-	-	-	-	-
Total Capital single-year expenditure	4	71 525	18 102	18 102	1 482	5 913	9 051	(3 137)	-35%	18 102
Total Capital Expenditure	3	74 096	62 833	62 833	4 849	22 738	31 416	(8 678)	-28%	62 833
Capital Expenditure - Functional Classification										
Governance and administration		60 586	4 734	4 734	40	1 489	2 367	(878)	-37%	4 734
Executive and council		114	231	231	40	149	116	34	29%	231
Finance and administration		60 471	4 503	4 503	-	1 340	2 252	(912)	-40%	4 503
Internal audit		-	-	-	-	-	-	-	-	-
Community and public safety		8 623	10 495	10 495	44	568	5 247	(4 679)	-89%	10 495
Community and social services		5 876	4 717	4 717	44	293	2 358	(2 065)	-88%	4 717
Sport and recreation		-	-	-	-	-	-	-	-	-
Public safety		2 747	5 778	5 778	-	275	2 889	(2 614)	-90%	5 778
Housing		-	-	-	-	-	-	-	-	-
Health		-	-	-	-	-	-	-	-	-
Economic and environmental services		4 792	42 403	42 403	3 840	18 609	21 202	(2 592)	-12%	42 403
Planning and development		1 167	34 363	34 504	2 281	16 124	17 252	(1 128)	-7%	34 504
Road transport		3 625	8 040	7 899	1 559	2 485	3 950	(1 464)	-37%	7 899
Environmental protection		-	-	-	-	-	-	-	-	-
Trading services		96	900	900	-	-	450	(450)	-100%	900
Energy sources		-	-	-	-	-	-	-	-	-
Water management		-	-	-	-	-	-	-	-	-
Waste water management		-	800	800	-	-	400	(400)	-100%	800
Waste management		96	100	100	-	-	50	(50)	-100%	100
Other		-	4 300	4 300	926	2 071	2 150	(79)	-4%	4 300
Total Capital Expenditure - Functional Classification	3	74 096	62 833	62 833	4 849	22 738	31 416	(8 678)	-28%	62 833
Funded by:										
National Government		54	33 798	33 798	2 301	14 533	16 899	(2 366)	-14%	33 798
Provincial Government		-	-	-	-	-	-	-	-	-
District Municipality		-	-	-	-	-	-	-	-	-
Transfers and subsidies - capital (monetary allocations) (Nat / Prov Departm Agencies, Households, Non-profit Institutions, Private Enterprises, Public Corporatons, Higher Educ Institutions)		-	-	-	-	-	-	-	-	-
Transfers recognised - capital		54	33 798	33 798	2 301	14 533	16 899	(2 366)	-14%	33 798
Borrowing	6	-	-	-	-	-	-	-	-	-
Internally generated funds		18 635	29 034	29 034	2 548	8 205	14 517	(6 312)	-43%	29 034
Total Capital Funding	7	18 689	62 833	62 833	4 849	22 738	31 416	(8 678)	-28%	62 833

KZN436 Dr Nkosazana Dlamini Zuma - Table C6 Monthly Budget Statement - Financial Position - M06 December

Description	Ref	2024/25	Budget Year 2025/26			
		Audited Outcome	Original Budget	Adjusted Budget	YearTD Actual	Full Year Forecast
R thousands						
ASSETS	1					
Current assets						
Cash and cash equivalents		133 333	70 039	70 039	180 921	70 039
Trade and other receivables from exchange transactions		5 311	6 146	6 146	5 678	6 146
Receivables from non-exchange transactions		57 887	78 941	78 941	67 906	78 941
Current portion of non-current receivables		-	-	-	-	-
Inventory		-	586	586	-	586
VAT		3 580	4 489	4 489	3 581	4 489
Other current assets		753	732	732	753	732
Total current assets		200 864	160 934	160 934	258 840	160 934
Non current assets						
Investments		-	-	-	-	-
Investment property		30 780	30 302	30 302	30 780	30 302
Property, plant and equipment		505 034	584 478	584 478	555 620	584 478
Biological assets		-	-	-	-	-
Living and non-living resources		-	-	-	-	-
Heritage assets		-	-	-	-	-
Intangible assets		746	961	961	664	961
Trade and other receivables from exchange transactions		-	-	-	-	-
Non-current receivables from non-exchange transactions		-	-	-	-	-
Other non-current assets		-	-	-	-	-
Total non current assets		536 560	615 740	615 740	587 065	615 740
TOTAL ASSETS		737 423	776 674	776 674	845 905	776 674
LIABILITIES						
Current liabilities						
Bank overdraft		-	-	-	-	-
Financial liabilities		120	264	264	(0)	264
Consumer deposits		(9)	-	-	(3)	-
Trade and other payables from exchange transactions		36 124	37 745	37 745	80 428	37 745
Trade and other payables from non-exchange transactions		533	157	157	13 953	157
Provision		10 038	12 041	12 041	10 615	12 041
VAT		(4 045)	412	412	(3 878)	412
Other current liabilities		-	-	-	-	-
Total current liabilities		42 761	50 619	50 619	101 114	50 619
Non current liabilities						
Financial liabilities		0	120	120	0	120
Provision		16 174	15 150	15 150	16 692	15 150
Long term portion of trade payables		-	-	-	-	-
Other non-current liabilities		10 111	8 076	8 076	10 111	8 076
Total non current liabilities		26 285	23 347	23 347	26 803	23 347
TOTAL LIABILITIES		69 046	73 966	73 966	127 917	73 966
NET ASSETS	2	668 377	702 708	702 708	717 988	702 708
COMMUNITY WEALTH/EQUITY						
Accumulated Surplus/(Deficit)		718 567	695 877	695 877	718 567	695 877
Reserves and funds		4 682	6 831	6 831	4 682	6 831
Other		-	-	-	-	-
TOTAL COMMUNITY WEALTH/EQUITY	2	723 249	702 708	702 708	723 249	702 708

KZN436 Dr Nkosazana Dlamini Zuma - Table C7 Monthly Budget Statement - Cash Flow - M06 December

Description	Ref	Budget Year 2025/26								
		2024/25 Audited Outcome	Original Budget	Adjusted Budget	Monthly Actual	YearTD Actual	YearTD Budget	YTD Variance	YTD Variance	Full Year Forecast
CASH FLOW FROM OPERATING ACTIVITIES	1									%
Receipts										
Property rates		384 160	35 494	35 494	-	179 114	17 747	161 367	909%	35 494
Service charges		2 539	4 304	4 304	-	1 197	2 152	(955)	-44%	4 304
Other revenue		1 712	30 535	30 535	-	540	15 267	(14 727)	-96%	30 535
Transfers and Subsidies - Operational		248 127	179 187	179 187	-	73 156	89 593	(16 437)	-18%	179 187
Transfers and Subsidies - Capital		18 440	38 868	38 868	-	18 000	19 434	(1 434)	-7%	38 868
Interest		404	16 732	16 732	-	153	8 366	(8 213)	-98%	16 732
Dividends		-	-	-	-	-	-	-		-
Payments										
Suppliers and employees		(79 206)	(245 385)	(245 385)	(8 873)	(40 948)	(122 692)	(81 744)	67%	(20 449)
Interest		-	(1 240)	(1 240)	-	-	(620)	(620)	100%	(1 240)
Transfers and Subsidies		-	(2 075)	(2 075)	-	-	(1 037)	(1 037)	100%	(2 075)
NET CASH FROM/(USED) OPERATING ACTIVITIES		576 176	56 420	56 420	(8 873)	231 212	28 210	(203 002)	-720%	281 356
CASH FLOWS FROM INVESTING ACTIVITIES										
Receipts										
Proceeds on disposal of PPE		-	-	-	-	-	-	-		-
Decrease (increase) in non-current receivables		-	-	-	-	-	-	-		-
Decrease (increase) in non-current investments		-	-	-	-	-	-	-		-
Payments										
Capital assets		(78 070)	(72 258)	(72 258)	(9 928)	(27 785)	36 129	63 914	177%	72 258
NET CASH FROM/(USED) INVESTING ACTIVITIES		(78 070)	(72 258)	(72 258)	(9 928)	(27 785)	36 129	63 914	177%	72 258
CASH FLOWS FROM FINANCING ACTIVITIES										
Receipts										
Short term loans		-	-	-	-	-	-	-		-
Borrowing long term/refinancing		-	-	-	-	-	-	-		-
Increase (decrease) in consumer deposits		-	-	-	-	-	-	-		-
Payments										
Repayment of borrowing		-	-	-	-	-	-	-		-
NET CASH FROM/(USED) FINANCING ACTIVITIES		-	-	-	-	-	-	-		-
NET INCREASE/ (DECREASE) IN CASH HELD		498 107	(15 838)	(15 838)	(18 801)	203 427	64 338			353 613
Cash/cash equivalents at beginning:		286 301	85 877	85 877		358 264	85 877			358 264
Cash/cash equivalents at month/year end:		784 407	70 039	70 039		561 690	150 216			711 877

KZN436 Dr Nkosazana Dlamini Zuma - Supporting Table SC1 Material variance explanations - M06 December

Ref	Description	Variance	Reasons for material deviations	Remedial or corrective steps/remarks
1	Revenue			
2	Expenditure By Type			
3	Capital Expenditure			
4	Financial Position			
5	Cash Flow			
6	Measureable performance			
7	Municipal Entities			

KZN436 Dr Nkosazana Dlamini Zuma - Supporting Table SC2 Monthly Budget Statement - performance indicators - M06 December

Description of financial indicator	Basis of calculation	Ref	2024/25	Budget Year 2025/26			
			Audited Outcome	Original Budget	Adjusted Budget	YearTD Actual	Full Year Forecast
<u>Borrowing Management</u>							
Capital Charges to Operating Expenditure	Interest & principal paid/Operating Expenditure		1,0%	18,6%	18,6%	20,9%	18,6%
Borrowed funding of 'own' capital expenditure	Borrowings/Capital expenditure excl. transfers and grants		0,0%	0,0%	0,0%	0,0%	0,0%
<u>Safety of Capital</u>							
Debt to Equity	Loans, Accounts Payable, Overdraft & Tax Provision/ Funds & Reserves		6,5%	6,6%	6,6%	14,4%	6,6%
Gearing	Long Term Borrowing/ Funds & Reserves		0,0%	1,8%	1,8%	0,0%	1,8%
<u>Liquidity</u>							
Current Ratio	Current assets/current liabilities	1	469,7%	317,9%	317,9%	256,0%	317,9%
Liquidity Ratio	Monetary Assets/Current Liabilities		311,8%	138,4%	138,4%	178,9%	138,4%
<u>Revenue Management</u>							
Annual Debtors Collection Rate (Payment Level %)	Last 12 Mths Receipts/ Last 12 Mths Billing						
Outstanding Debtors to Revenue	Total Outstanding Debtors to Annual Revenue		24,3%	32,7%	32,7%	65,2%	32,7%
Longstanding Debtors Recovered	Debtors > 12 Mths Recovered/Total Debtors > 12 Months Old		0,0%	0,0%	0,0%	0,0%	0,0%
<u>Creditors Management</u>							
Creditors System Efficiency	% of Creditors Paid Within Terms (within MFMA s 65(e))						
<u>Funding of Provisions</u>							
Percentage Of Provisions Not Funded	Unfunded Provisions/Total Provisions						
<u>Other Indicators</u>							
Electricity Distribution Losses	% Volume (units purchased and generated less units sold)/units purchased and generated	2					
Water Distribution Losses	% Volume (units purchased and own source less units sold)/Total units purchased and own source	2					
Employee costs	Employee costs/Total Revenue - capital revenue		33,6%	39,8%	39,8%	41,7%	39,8%
Repairs & Maintenance	R&M/Total Revenue - capital revenue		5,1%	6,2%	6,2%	9,1%	6,2%
Interest & Depreciation	I&D/Total Revenue - capital revenue		21,1%	21,1%	21,1%	24,8%	21,1%
<u>IDP regulation financial viability indicators</u>							
i. Debt coverage	(Total Operating Revenue - Operating Grants)/Debt service payments due within financial year						
ii. O/S Service Debtors to Revenue	Total outstanding service debtors/annual revenue received for services						
iii. Cost coverage	(Available cash + Investments)/monthly fixed operational expenditure						

KZN436 Dr Nkosazana Dlamini Zuma - Supporting Table SC3 Monthly Budget Statement - aged debtors - M06 December

Description	NT Code	Budget Year 2025/26										Actual Bad Debts Written Off against Debtors	Impairment - Bad Debts i.t.o Council Policy	
		0-30 Days	31-60 Days	61-90 Days	91-120 Days	121-150 Dys	151-180 Dys	181 Dys-1 Yr	Over 1Yr	Total	Total over 90 days			
R thousands														
Debtors Age Analysis By Income Source														
Trade and Other Receivables from Exchange Transactions - Water	1200	-	-	-	-	-	-	-	-	-	-	-	-	-
Trade and Other Receivables from Exchange Transactions - Electricity	1300	-	-	-	-	-	-	-	-	-	-	-	-	-
Receivables from Non-exchange Transactions - Property Rates	1400	-	-	-	-	-	-	-	-	-	-	-	-	-
Receivables from Exchange Transactions - Waste Water Management	1500	-	-	-	-	-	-	-	-	-	-	-	-	-
Receivables from Exchange Transactions - Waste Management	1600	-	-	-	-	-	-	-	-	-	-	-	-	-
Receivables from Exchange Transactions - Property Rental Debtors	1700	-	-	-	-	-	-	-	-	-	-	-	-	-
Interest on Arrear Debtor Accounts	1810	-	-	-	-	-	-	-	-	-	-	-	-	-
Recoverable unauthorised, irregular, fruitless and wasteful expenditure	1820	-	-	-	-	-	-	-	-	-	-	-	-	-
Other	1900	-	-	-	-	-	-	-	-	-	-	-	-	-
Total By Income Source	2000	-	-	-	-	-	-	-	-	-	-	-	-	-
2024/25 - totals only														
Debtors Age Analysis By Customer Group														
Organs of State	2200	-	-	-	-	-	-	-	-	-	-	-	-	-
Commercial	2300	-	-	-	-	-	-	-	-	-	-	-	-	-
Households	2400	-	-	-	-	-	-	-	-	-	-	-	-	-
Other	2500	-	-	-	-	-	-	-	-	-	-	-	-	-
Total By Customer Group	2600	-	-	-	-	-	-	-	-	-	-	-	-	-

KZN436 Dr Nkosazana Dlamini Zuma - Supporting Table SC4 Monthly Budget Statement - aged creditors - M06 December

Description	NT Code	Budget Year 2025/26									Prior year totals for chart (same period)	
		0 - 30 Days	31 - 60 Days	61 - 90 Days	91 - 120 Days	121 - 150 Days	151 - 180 Days	181 Days - 1 Year	Over 1 Year	Total		
R thousands												
Creditors Age Analysis By Customer Type												
Bulk Electricity	0100	-	-	-	-	-	-	-	-	-	-	-
Bulk Water	0200	-	-	-	-	-	-	-	-	-	-	-
PAYE deductions	0300	-	-	-	-	-	-	-	-	-	-	-
VAT (output less input)	0400	-	-	-	-	-	-	-	-	-	-	-
Pensions / Retirement deductions	0500	-	-	-	-	-	-	-	-	-	-	-
Loan repayments	0600	-	-	-	-	-	-	-	-	-	-	-
Trade Creditors	0700	-	-	-	-	-	-	-	-	-	-	-
Auditor General	0800	-	-	-	-	-	-	-	-	-	-	-
Other	0900	-	-	-	-	-	-	-	-	-	-	-
Medical Aid deductions	0950	-	-	-	-	-	-	-	-	-	-	-
Total By Customer Type	1000	-	-	-	-	-	-	-	-	-	-	-

KZN436 Dr Nkosazana Dlamini Zuma - Supporting Table SC5 Monthly Budget Statement - investment portfolio - M06 December

Investments by maturity Name of institution & investment ID	Ref	Period of Investment	Type of Investment	Capital Guarantee (Yes/ No)	Variable or Fixed interest rate	Interest Rate *	Commission Paid (Rands)	Commission Recipient	Expiry date of investment	Opening balance	Interest to be realised	Partial / Premature Withdrawal (4)	Investment Top Up	Closing Balance
		Yrs/Months												
R thousands														
Municipality														
-		-								-	-		-	-
-		-								-	-		-	-
-		-								-	-		-	-
-		-								-	-		-	-
-		-								-	-		-	-
-		-								-	-		-	-
-		-								-	-		-	-
-		-								-	-		-	-
-		-								-	-		-	-
Municipality sub-total										-	-		-	-
Entities														
-		-								-	-		-	-
-		-								-	-		-	-
-		-								-	-		-	-
-		-								-	-		-	-
-		-								-	-		-	-
-		-								-	-		-	-
-		-								-	-		-	-
-		-								-	-		-	-
-		-								-	-		-	-
Entities sub-total										-	-		-	-
TOTAL INVESTMENTS AND INTEREST	2									-	-		-	-

KZN436 Dr Nkosazana Dlamini Zuma - Supporting Table SC6 Monthly Budget Statement - transfers and grant receipts - M06 December

Description	Ref	2024/25	Budget Year 2025/26							
		Audited Outcome	Original Budget	Adjusted Budget	Monthly Actual	YearTD Actual	YearTD Budget	YTD Variance	YTD Variance %	Full Year Forecast
R thousands										
RECEIPTS:	1,2									
Operating Transfers and Grants										
National Government:		181 376	174 254	174 254	-	73 417	87 127	(13 710)	-15,7%	174 254
Operational Revenue:General Revenue:Equitable Share		170 740	170 119	170 119	-	70 883	85 059	(14 176)	-16,7%	170 119
Operational:Revenue:General Revenue:Fuel Levy	3	-	-	-	-	-	-	-	-	-
Energy Efficiency and Demand-side [Schedule 5B]		-	-	-	-	-	-	-	-	-
Expanded Public Works Programme Integrated Grant for Municipalities [Schedule 5B]		3 232	2 135	2 135	-	534	1 067	(533)	-50,0%	2 135
Infrastructure Skills Development Grant [Schedule 5B]		-	-	-	-	-	-	-	-	-
Local Government Financial Management Grant [Schedule 5B]		1 900	2 000	2 000	-	2 000	1 000	1 000	100,0%	2 000
Municipal Disaster Grant [Schedule 5B]		-	-	-	-	-	-	-	-	-
Municipal Systems Improvement Grant		-	-	-	-	-	-	-	-	-
Municipal Disaster Recovery Grant		-	-	-	-	-	-	-	-	-
Public Transport Network Operations Grant [Schedule 5B]		-	-	-	-	-	-	-	-	-
Rural Road Asset Management Systems Grant		-	-	-	-	-	-	-	-	-
Integrated City Development Grant		-	-	-	-	-	-	-	-	-
Municipal Demarcation Transition Grant		-	-	-	-	-	-	-	-	-
Neighbourhood Development Partnership Grant		-	-	-	-	-	-	-	-	-
Municipal Infrastructure Grant [Schedule 5B]		-	-	-	-	-	-	-	-	-
Water Services Infrastructure Grant		-	-	-	-	-	-	-	-	-
Urban Settlement Development Grant		-	-	-	-	-	-	-	-	-
Integrated National Electrification Programme Grant		5 504	-	-	-	-	-	-	-	-
Municipal Rehabilitation Grant		-	-	-	-	-	-	-	-	-
Regional Bulk Infrastructure Grant		-	-	-	-	-	-	-	-	-
Municipal Emergency Housing Grant		-	-	-	-	-	-	-	-	-
Metro Informal Settlements Partnership Grant		-	-	-	-	-	-	-	-	-
Integrated Urban Development Grant		-	-	-	-	-	-	-	-	-
Programme and Project Preparation Support Grant		-	-	-	-	-	-	-	-	-
Provincial Government:		4 873	4 933	4 933	-	4 887	2 466	2 421	98,1%	4 933
Specify (Add grant description)		4 873	-	-	-	-	-	-	-	-
Specify (Add grant description)		-	4 933	4 933	-	4 887	2 466	2 421	98,1%	4 933
Specify (Add grant description)		-	-	-	-	-	-	-	-	-
Specify (Add grant description)		-	-	-	-	-	-	-	-	-
Specify (Add grant description)		-	-	-	-	-	-	-	-	-
Specify (Add grant description)		-	-	-	-	-	-	-	-	-
Specify (Add grant description)		-	-	-	-	-	-	-	-	-
Specify (Add grant description)		-	-	-	-	-	-	-	-	-
Specify (Add grant description)		-	-	-	-	-	-	-	-	-
Specify (Add grant description)		-	-	-	-	-	-	-	-	-
Specify (Add grant description)		-	-	-	-	-	-	-	-	-
Specify (Add grant description)		-	-	-	-	-	-	-	-	-
Specify (Add grant description)		-	-	-	-	-	-	-	-	-
Specify (Add grant description)		-	-	-	-	-	-	-	-	-
Specify (Add grant description)		-	-	-	-	-	-	-	-	-

Description	Ref	2024/25	Budget Year 2025/26							
		Audited Outcome	Original Budget	Adjusted Budget	Monthly Actual	YearTD Actual	YearTD Budget	YTD Variance	YTD Variance %	Full Year Forecast
R thousands										
Specify (Add grant description)		-	-	-	-	-	-	-	-	-
Other grant providers:		-	-	-	-	-	-	-	-	-
Departmental Agencies and Accounts		-	-	-	-	-	-	-	-	-
Foreign Government and International Organisations		-	-	-	-	-	-	-	-	-
Households		-	-	-	-	-	-	-	-	-
Non-profit Institutions		-	-	-	-	-	-	-	-	-
Private Enterprises		-	-	-	-	-	-	-	-	-
Public Corporations		-	-	-	-	-	-	-	-	-
Higher Educational Institutions		-	-	-	-	-	-	-	-	-
Parent Municipality / Entity		-	-	-	-	-	-	-	-	-
Total Operating Transfers and Grants	5	186 249	179 187	179 187	-	78 304	89 593	(11 289)	-12,6%	179 187
Capital Transfers and Grants										
National Government:		31 318	38 868	38 868	10 000	28 000	19 434	8 566	44,1%	38 868
Integrated National Electrification Programme (Municipal Grant) [Schedule 5B]		-	-	-	-	-	-	-	-	-
Municipal Infrastructure Grant [Schedule 5B]		31 318	38 868	38 868	10 000	28 000	19 434	8 566	44,1%	38 868
Neighbourhood Development Partnership Grant [Schedule 5B]		-	-	-	-	-	-	-	-	-
Rural Road Asset Management Systems Grant [Schedule 5B]		-	-	-	-	-	-	-	-	-
Urban Settlement Development Grant [Schedule 4B]		-	-	-	-	-	-	-	-	-
Integrated City Development Grant [Schedule 4B]		-	-	-	-	-	-	-	-	-
Municipal Disaster Recovery Grant [Schedule 4B]		-	-	-	-	-	-	-	-	-
Energy Efficiency and Demand Side Management Grant		-	-	-	-	-	-	-	-	-
Local Government Financial Management Grant [Schedule 5B]		-	-	-	-	-	-	-	-	-
Public Transport Network Grant [Schedule 5B]		-	-	-	-	-	-	-	-	-
Regional Bulk Infrastructure Grant (Schedule 5B)		-	-	-	-	-	-	-	-	-
Water Services Infrastructure Grant [Schedule 5B]		-	-	-	-	-	-	-	-	-
Infrastructure Skills Development Grant [Schedule 5B]		-	-	-	-	-	-	-	-	-
Municipal Disaster Relief Grant		-	-	-	-	-	-	-	-	-
Municipal Emergency Housing Grant		-	-	-	-	-	-	-	-	-
Metro Informal Settlements Partnership Grant		-	-	-	-	-	-	-	-	-
Integrated Urban Development Grant		-	-	-	-	-	-	-	-	-
Provincial Government:		-	-	-	-	-	-	-	-	-
Specify (Add grant description)		-	-	-	-	-	-	-	-	-
Specify (Add grant description)		-	-	-	-	-	-	-	-	-
Specify (Add grant description)		-	-	-	-	-	-	-	-	-
Specify (Add grant description)		-	-	-	-	-	-	-	-	-
Specify (Add grant description)		-	-	-	-	-	-	-	-	-
Specify (Add grant description)		-	-	-	-	-	-	-	-	-
Specify (Add grant description)		-	-	-	-	-	-	-	-	-
Specify (Add grant description)		-	-	-	-	-	-	-	-	-
Specify (Add grant description)		-	-	-	-	-	-	-	-	-
Specify (Add grant description)		-	-	-	-	-	-	-	-	-
Specify (Add grant description)		-	-	-	-	-	-	-	-	-
Specify (Add grant description)		-	-	-	-	-	-	-	-	-
Specify (Add grant description)		-	-	-	-	-	-	-	-	-
Specify (Add grant description)		-	-	-	-	-	-	-	-	-
Specify (Add grant description)		-	-	-	-	-	-	-	-	-

Description	Ref	2024/25	Budget Year 2025/26							
		Audited Outcome	Original Budget	Adjusted Budget	Monthly Actual	YearTD Actual	YearTD Budget	YTD Variance	YTD Variance %	Full Year Forecast
R thousands										
Specify (Add grant description)		-	-	-	-	-	-	-	-	-
Specify (Add grant description)		-	-	-	-	-	-	-	-	-
Specify (Add grant description)		-	-	-	-	-	-	-	-	-
Other grant providers:		-	-	-	-	-	-	-	-	-
Departmental Agencies and Accounts		-	-	-	-	-	-	-	-	-
Foreign Government and International Organisations		-	-	-	-	-	-	-	-	-
Households		-	-	-	-	-	-	-	-	-
Non-Profit Institutions		-	-	-	-	-	-	-	-	-
Private Enterprises		-	-	-	-	-	-	-	-	-
Public Corporations		-	-	-	-	-	-	-	-	-
Higher Educational Institutions		-	-	-	-	-	-	-	-	-
Parent Municipality / Entity		-	-	-	-	-	-	-	-	-
Transfer from Operational Revenue		-	-	-	-	-	-	-	-	-
Total Capital Transfers and Grants	5	31 318	38 868	38 868	10 000	28 000	19 434	8 566	44,1%	38 868
TOTAL RECEIPTS OF TRANSFERS & GRANTS	5	217 567	218 055	218 055	10 000	106 304	109 027	(2 723)	-2,5%	218 055

KZN436 Dr Nkosazana Dlamini Zuma - Supporting Table SC7(1) Monthly Budget Statement - transfers and grant expenditure - M06 December

Description	Ref	2024/25	Budget Year 2025/26							
		Audited Outcome	Original Budget	Adjusted Budget	Monthly Actual	YearTD Actual	YearTD Budget	YTD Variance	YTD Variance %	Full Year Forecast
R thousands										
EXPENDITURE										
Operating expenditure of Transfers and Grants										
National Government:		(161 504)	(174 254)	(174 254)	187	(67 900)	(87 127)	19 227	-22,1%	(174 254)
Operational Revenue:General Revenue:Equitable Share		(170 740)	(170 119)	(170 119)	-	(70 883)	(85 059)	14 176	-16,7%	(170 119)
Operational:Revenue:General Revenue:Fuel Levy		-	-	-	-	-	-	-	-	-
Energy Efficiency and Demand-side [Schedule 5B]		-	-	-	-	-	-	-	-	-
Expanded Public Works Programme Integrated Grant for Municipalities [Schedule 5B]		1 832	(2 135)	(2 135)	118	1 495	(1 068)	2 563	-240,0%	(2 135)
Infrastructure Skills Development Grant [Schedule 5B]		-	-	-	-	-	-	-	-	-
Local Government Financial Management Grant [Schedule 5B]		1 900	(2 000)	(2 000)	68	1 488	(1 000)	2 488	-248,8%	(2 000)
Municipal Disaster Grant [Schedule 5B]		-	-	-	-	-	-	-	-	-
Municipal Systems Improvement Grant		-	-	-	-	-	-	-	-	-
Municipal Disaster Recovery Grant		-	-	-	-	-	-	-	-	-
Public Transport Network Operations Grant [Schedule 5B]		-	-	-	-	-	-	-	-	-
Rural Road Asset Management Systems Grant		-	-	-	-	-	-	-	-	-
Integrated City Development Grant		-	-	-	-	-	-	-	-	-
Municipal Demarcation Transition Grant		-	-	-	-	-	-	-	-	-
Neighbourhood Development Partnership Grant		-	-	-	-	-	-	-	-	-
Municipal Infrastructure Grant [Schedule 5B]		-	-	-	-	-	-	-	-	-
Water Services Infrastructure Grant		-	-	-	-	-	-	-	-	-
Urban Settlement Development Grant		-	-	-	-	-	-	-	-	-
Integrated National Electrification Programme Grant		5 504	-	-	-	-	-	-	-	-
Municipal Rehabilitation Grant		-	-	-	-	-	-	-	-	-
Regional Bulk Infrastructure Grant		-	-	-	-	-	-	-	-	-
Municipal Emergency Housing Grant		-	-	-	-	-	-	-	-	-
Metro Informal Settlements Partnership Grant		-	-	-	-	-	-	-	-	-
Integrated Urban Development Grant		-	-	-	-	-	-	-	-	-
Programme and Project Preparation Support Grant		-	-	-	-	-	-	-	-	-
Provincial Government:		4 873	(4 933)	(4 933)	803	3 061	(2 466)	5 527	-224,1%	(4 933)
Specify (Add grant description)		1 797	(1 719)	(1 719)	199	980	(860)	1 840	-214,1%	(1 719)
Specify (Add grant description)		3 076	(3 214)	(3 214)	604	2 080	(1 607)	3 687	-229,4%	(3 214)
Specify (Add grant description)		-	-	-	-	-	-	-	-	-
Specify (Add grant description)		-	-	-	-	-	-	-	-	-
Specify (Add grant description)		-	-	-	-	-	-	-	-	-
Specify (Add grant description)		-	-	-	-	-	-	-	-	-
Specify (Add grant description)		-	-	-	-	-	-	-	-	-
Specify (Add grant description)		-	-	-	-	-	-	-	-	-
Specify (Add grant description)		-	-	-	-	-	-	-	-	-
Specify (Add grant description)		-	-	-	-	-	-	-	-	-
Specify (Add grant description)		-	-	-	-	-	-	-	-	-
Specify (Add grant description)		-	-	-	-	-	-	-	-	-
Specify (Add grant description)		-	-	-	-	-	-	-	-	-
Specify (Add grant description)		-	-	-	-	-	-	-	-	-

Description	Ref	2024/25	Budget Year 2025/26							
		Audited Outcome	Original Budget	Adjusted Budget	Monthly Actual	YearTD Actual	YearTD Budget	YTD Variance	YTD Variance %	Full Year Forecast
R thousands										
Specify (Add grant description)		-	-	-	-	-	-	-		-
Specify (Add grant description)		-	-	-	-	-	-	-		-
Other grant providers:		-	-	-	-	-	-	-		-
Departmental Agencies and Accounts		-	-	-	-	-	-	-		-
Foreign Government and International Organisations		-	-	-	-	-	-	-		-
Households		-	-	-	-	-	-	-		-
Non-profit Institutions		-	-	-	-	-	-	-		-
Private Enterprises		-	-	-	-	-	-	-		-
Public Corporations		-	-	-	-	-	-	-		-
Higher Educational Institutions		-	-	-	-	-	-	-		-
Parent Municipality / Entity		-	-	-	-	-	-	-		-
Total operating expenditure of Transfers and Grants:		(156 631)	(179 187)	(179 187)	990	(64 839)	(89 593)	24 754	-27,6%	(179 187)
Capital expenditure of Transfers and Grants										
National Government:		32 185	(38 868)	(38 868)	2 647	15 957	(19 434)	35 391	-182,1%	(38 868)
Integrated National Electrification Programme (Municipal Grant) [Schedule 5B]		-	-	-	-	-	-	-		-
Municipal Infrastructure Grant [Schedule 5B]		32 185	(38 868)	(38 868)	2 647	15 957	(19 434)	35 391	-182,1%	(38 868)
Neighbourhood Development Partnership Grant [Schedule 5B]		-	-	-	-	-	-	-		-
Rural Road Asset Management Systems Grant [Schedule 5B]		-	-	-	-	-	-	-		-
Urban Settlement Development Grant [Schedule 4B]		-	-	-	-	-	-	-		-
Integrated City Development Grant [Schedule 4B]		-	-	-	-	-	-	-		-
Municipal Disaster Recovery Grant [Schedule 4B]		-	-	-	-	-	-	-		-
Energy Efficiency and Demand Side Management Grant		-	-	-	-	-	-	-		-
Local Government Financial Management Grant [Schedule 5B]		-	-	-	-	-	-	-		-
Public Transport Network Grant [Schedule 5B]		-	-	-	-	-	-	-		-
Regional Bulk Infrastructure Grant (Schedule 5B)		-	-	-	-	-	-	-		-
Water Services Infrastructure Grant [Schedule 5B]		-	-	-	-	-	-	-		-
Infrastructure Skills Development Grant [Schedule 5B]		-	-	-	-	-	-	-		-
Municipal Disaster Relief Grant		-	-	-	-	-	-	-		-
Municipal Emergency Housing Grant		-	-	-	-	-	-	-		-
Metro Informal Settlements Partnership Grant		-	-	-	-	-	-	-		-
Integrated Urban Development Grant		-	-	-	-	-	-	-		-
Provincial Government:		-	-	-	-	-	-	-		-
Specify (Add grant description)		-	-	-	-	-	-	-		-
Specify (Add grant description)		-	-	-	-	-	-	-		-
Specify (Add grant description)		-	-	-	-	-	-	-		-
Specify (Add grant description)		-	-	-	-	-	-	-		-
Specify (Add grant description)		-	-	-	-	-	-	-		-
Specify (Add grant description)		-	-	-	-	-	-	-		-
Specify (Add grant description)		-	-	-	-	-	-	-		-
Specify (Add grant description)		-	-	-	-	-	-	-		-
Specify (Add grant description)		-	-	-	-	-	-	-		-
Specify (Add grant description)		-	-	-	-	-	-	-		-
Specify (Add grant description)		-	-	-	-	-	-	-		-
Specify (Add grant description)		-	-	-	-	-	-	-		-

Description	Ref	2024/25	Budget Year 2025/26							
		Audited Outcome	Original Budget	Adjusted Budget	Monthly Actual	YearTD Actual	YearTD Budget	YTD Variance	YTD Variance %	Full Year Forecast
R thousands										
Specify (Add grant description)		-	-	-	-	-	-	-	-	-
Specify (Add grant description)		-	-	-	-	-	-	-	-	-
Specify (Add grant description)		-	-	-	-	-	-	-	-	-
Specify (Add grant description)		-	-	-	-	-	-	-	-	-
Other grant providers:		-	-	-	-	-	-	-	-	-
Departmental Agencies and Accounts		-	-	-	-	-	-	-	-	-
Foreign Government and International Organisations		-	-	-	-	-	-	-	-	-
Households		-	-	-	-	-	-	-	-	-
Non-Profit Institutions		-	-	-	-	-	-	-	-	-
Private Enterprises		-	-	-	-	-	-	-	-	-
Public Corporations		-	-	-	-	-	-	-	-	-
Higher Educational Institutions		-	-	-	-	-	-	-	-	-
Parent Municipality / Entity		-	-	-	-	-	-	-	-	-
Transfer from Operational Revenue		-	-	-	-	-	-	-	-	-
Total capital expenditure of Transfers and Grants		32 185	(38 868)	(38 868)	2 647	15 957	(19 434)	35 391	-182,1%	(38 868)
TOTAL EXPENDITURE OF TRANSFERS AND GRANTS		(124 446)	(218 055)	(218 055)	3 636	(48 882)	(109 027)	60 145	-55,2%	(218 055)

KZN436 Dr Nkosazana Dlamini Zuma - Supporting Table SC8 Monthly Budget Statement - councillor and staff benefits - M06 December

Summary of Employee and Councillor remuneration	Ref	Budget Year 2025/26								
		2024/25 Audited Outcome	Original Budget	Adjusted Budget	Monthly Actual	YearTD Actual	YearTD Budget	YTD Variance	YTD Variance %	Full Year Forecast
R thousands	1	A	B	C						D
Councillors (Political Office Bearers plus Other)										
Basic Salaries and Wages		9 432	10 861	10 861	795	5 148	5 431	(282)	-5%	10 861
Pension and UIF Contributions		1 198	1 265	1 265	106	642	633	10	2%	1 265
Medical Aid Contributions		-	-	-	-	-	-	-	-	-
Motor Vehicle Allowance		795	949	949	66	397	474	(77)	-16%	949
Cellphone Allowance		1 326	1 424	1 424	110	643	712	(69)	-10%	1 424
Housing Allowances		-	-	-	-	-	-	-	-	-
Other benefits and allowances		-	-	-	-	-	-	-	-	-
Sub Total - Councillors		12 750	14 499	14 499	1 077	6 831	7 249	(418)	-6%	14 499
% increase	4		13,7%	13,7%						13,7%
Senior Managers of the Municipality	3									
Basic Salaries and Wages		5 438	5 909	5 909	383	2 578	2 954	(377)	-13%	5 909
Pension and UIF Contributions		265	204	204	24	141	102	39	39%	204
Medical Aid Contributions		43	95	95	3	15	48	(32)	-68%	95
Overtime		-	-	-	-	-	-	-	-	-
Performance Bonus		54	581	581	58	58	290	(232)	-80%	581
Motor Vehicle Allowance		557	617	617	46	278	309	(30)	-10%	617
Cellphone Allowance		-	-	-	-	-	-	-	-	-
Housing Allowances		-	-	-	2	11	-	11	-	-
Other benefits and allowances		62	106	106	0	37	53	(16)	-31%	106
Sub Total - Senior Managers of Municipality		6 418	7 512	7 512	516	3 119	3 756	(638)	-17%	7 512
% increase	4		17,0%	17,0%						17,0%
Other Municipal Staff										
Basic Salaries and Wages		57 728	67 296	67 296	4 863	29 774	33 648	(3 874)	-12%	67 296
Pension and UIF Contributions		9 668	11 864	11 864	829	5 017	5 932	(915)	-15%	11 864
Medical Aid Contributions		4 855	4 563	4 563	343	2 047	2 282	(234)	-10%	4 563
Overtime		3 134	4 919	4 919	135	1 453	2 459	(1 006)	-41%	4 919
Performance Bonus		1 705	1 965	1 965	1 658	1 679	983	696	71%	1 965
Housing Allowances		207	520	520	18	107	260	(153)	-59%	520
Other benefits and allowances		3 620	4 328	4 328	2 997	3 301	2 164	1 137	53%	4 328
Payments in lieu of leave		-	-	-	-	-	-	-	-	-
Long service awards		79	421	421	136	792	210	582	276%	421
Post-retirement benefit obligations	2	1 207	1 000	1 000	9	185	500	(315)	-63%	1 000
Sub Total - Other Municipal Staff		82 202	96 876	96 876	10 987	44 355	48 438	(4 083)	-8%	96 876
% increase	4		17,9%	17,9%						17,9%
Total Parent Municipality		101 371	118 887	118 887	12 580	54 304	59 443	(5 139)	-9%	118 887
Unpaid salary, allowances & benefits in arrears:										
Total Municipal Entities		-	-	-	-	-	-	-	-	-
TOTAL SALARY, ALLOWANCES & BENEFITS		101 371	118 887	118 887	12 580	54 304	59 443	(5 139)	-9%	118 887
% increase	4		17,3%	17,3%						17,3%
TOTAL MANAGERS AND STAFF		88 621	104 388	104 388	11 503	47 473	52 194	(4 721)	-9%	104 388

KZN436 Dr Nkosazana Dlamini Zuma - Supporting Table SC9 Monthly Budget Statement - actuals and revised targets for cash receipts - M06 December

Description	Ref	Budget Year 2025/26											2025/26 Medium Term Revenue & Expenditure Framework			
		July Outcome	August Outcome	September Outcome	October Outcome	November Outcome	December Outcome	January Budget	February Budget	March Budget	April Budget	May Budget	June Budget	Budget Year 2025/26	Budget Year +1 2026/27	Budget Year +2 2027/28
R thousands	1															
Cash Receipts By Source																
Property rates		-	62 084	46 107	56 545	14 378	-	2 958	2 958	2 958	2 958	2 958	(158 409)	35 494	37 091	38 018
Service charges - Electricity revenue		-	-	-	-	-	-	-	-	-	-	-	-	-	-	-
Service charges - Water revenue		-	-	-	-	-	-	-	-	-	-	-	-	-	-	-
Service charges - Waste Water Management		-	-	-	-	-	-	-	-	-	-	-	-	-	-	-
Service charges - Waste Mangement		-	256	435	262	244	-	359	359	359	359	359	1 313	4 304	5 686	5 828
Rental of facilities and equipment		-	30	49	9	12	-	160	160	160	160	160	1 021	1 922	2 510	2 572
Interest earned - external investments		-	39	72	26	16	-	1 394	1 394	1 394	1 394	1 394	9 607	16 732	17 485	17 922
Interest earned - outstanding debtors		-	-	-	-	-	-	-	-	-	-	-	-	-	-	-
Dividends received		-	-	-	-	-	-	-	-	-	-	-	-	-	-	-
Fines, penalties and forfeits		-	5	9	2	2	-	87	87	87	87	87	590	1 041	1 088	1 115
Licences and permits		-	41	193	44	4	-	101	101	101	101	101	427	1 216	1 271	1 302
Agency services		-	-	-	-	-	-	-	-	-	-	-	-	-	-	-
Transfers and Subsidies - Operational		-	70 883	2 273	-	-	-	14 932	14 932	14 932	14 932	14 932	31 370	179 187	181 410	189 620
Other revenue		-	18	76	17	30	-	2 196	2 196	2 196	2 196	2 196	15 234	26 355	24 775	25 792
Cash Receipts by Source		-	133 356	49 213	56 905	14 685	-	22 188	22 188	22 188	22 188	22 188	(98 847)	266 251	271 314	282 170
Other Cash Flows by Source																
Transfers and subsidies - capital (monetary allocations) (National /		-	7 000	11 000	-	-	-	3 239	3 239	3 239	3 239	3 239	4 673	38 868	35 446	36 941
Transfers and subsidies - capital (monetary allocations) (Nat / Prov		-	-	-	-	-	-	-	-	-	-	-	-	-	-	-
Proceeds on Disposal of Fixed and Intangible Assets		-	-	-	-	-	-	-	-	-	-	-	-	-	-	-
Short term loans		-	-	-	-	-	-	-	-	-	-	-	-	-	-	-
Borrowing long term/refinancing		-	-	-	-	-	-	-	-	-	-	-	-	-	-	-
Increase (decrease) in consumer deposits		-	-	-	-	-	-	-	-	-	-	-	-	-	-	-
VAT Control (receipts)		2 045	2 045	2 045	2 045	2 045	2 045	2 045	2 045	2 045	2 045	2 045	2 045	24 534	22 872	23 841
Decrease (increase) in non-current receivables		-	-	-	-	-	-	-	-	-	-	-	-	-	-	-
Decrease (increase) in non-current investments		-	-	-	-	-	-	-	-	-	-	-	-	-	-	-
Total Cash Receipts by Source		2 045	142 401	62 258	58 950	16 729	2 045	27 471	27 471	27 471	27 471	27 471	(92 129)	329 653	329 632	342 952
Cash Payments by Type																
Employee related costs		865	5 220	5 616	6 286	3 669	8 584	13 979	13 979	13 979	13 979	13 979	67 611	167 744	172 727	177 072
Remuneration of councillors		-	-	-	-	-	-	-	-	-	-	-	-	-	-	-
Interest		-	-	-	-	-	-	103	103	103	103	103	723	1 240	1 296	1 328
Bulk purchases - Electricity		-	-	-	-	-	-	-	-	-	-	-	-	-	-	-
Acquisitions - water & other inventory		-	-	-	-	-	-	635	635	635	635	635	4 446	7 621	7 959	8 155
Contracted services		5 258	1 523	1 274	1 270	1 096	289	5 738	5 738	5 738	5 738	5 738	29 460	68 860	74 258	78 531
Transfers and subsidies - other municipalities		-	-	-	-	-	-	-	-	-	-	-	-	-	-	-
Transfers and subsidies - other		-	-	-	-	-	-	-	-	-	-	-	-	-	-	-
Other expenditure		-	-	-	-	-	-	-	-	-	-	-	-	-	-	-
Cash Payments by Type		6 123	6 743	6 889	7 556	4 764	8 873	20 455	20 455	20 455	20 455	20 455	102 240	245 465	256 240	265 086
Other Cash Flows/Payments by Type																
Capital assets		-	-	-	-	-	-	-	-	-	-	-	-	-	-	-
Repayment of borrowing		-	-	-	-	-	-	-	-	-	-	-	-	-	-	-
Other Cash Flows/Payments		-	-	-	-	-	-	97	97	97	97	97	676	1 159	1 231	1 262
Total Cash Payments by Type		6 123	6 743	6 889	7 556	4 764	8 873	20 552	20 552	20 552	20 552	20 552	102 916	246 625	257 471	266 348
NET INCREASE/(DECREASE) IN CASH HELD		(4 078)	135 658	55 368	51 394	11 965	(6 828)	6 919	6 919	6 919	6 919	6 919	(195 045)	83 029	72 161	76 604
Cash/cash equivalents at the month/year beginning:		-	(4 078)	131 579	186 948	238 342	250 307	243 479	250 398	257 317	264 236	271 155	278 074	-	83 029	155 190
Cash/cash equivalents at the month/year end:		(4 078)	131 579	186 948	238 342	250 307	243 479	250 398	257 317	264 236	271 155	278 074	83 029	83 029	155 190	231 793

KZN436 Dr Nkosazana Dlamini Zuma - NOT REQUIRED - municipality does not have entities or this is the parent municipality's budget - M06 December

Description	Ref	Budget Year 2025/26								
		2024/25 Audited Outcome	Original Budget	Adjusted Budget	Monthly Actual	YearTD Actual	YearTD Budget	YTD Variance	YTD Variance %	Full Year Forecast
R thousands	1									
Revenue										
Exchange Revenue										
Service charges - Electricity		-	-	-	-	-	-	-	-	-
Service charges - Water		-	-	-	-	-	-	-	-	-
Service charges - Waste Water Management		-	-	-	-	-	-	-	-	-
Service charges - Waste management		-	-	-	-	-	-	-	-	-
Sale of Goods and Rendering of Services		-	-	-	-	-	-	-	-	-
Agency services		-	-	-	-	-	-	-	-	-
Interest		-	-	-	-	-	-	-	-	-
Interest earned from Receivables		-	-	-	-	-	-	-	-	-
Interest earned from Current and Non Current Assets		-	-	-	-	-	-	-	-	-
Dividends		-	-	-	-	-	-	-	-	-
Rent on Land		-	-	-	-	-	-	-	-	-
Rental from Fixed Assets		-	-	-	-	-	-	-	-	-
Licence and permits		-	-	-	-	-	-	-	-	-
Special rating area		-	-	-	-	-	-	-	-	-
Operational Revenue		-	-	-	-	-	-	-	-	-
Non-Exchange Revenue										
Property rates		-	-	-	-	-	-	-	-	-
Surcharges and Taxes		-	-	-	-	-	-	-	-	-
Fines, penalties and forfeits		-	-	-	-	-	-	-	-	-
Licence and permits		-	-	-	-	-	-	-	-	-
Transfer and subsidies - Operational		-	-	-	-	-	-	-	-	-
Interest		-	-	-	-	-	-	-	-	-
Fuel Levy		-	-	-	-	-	-	-	-	-
Operational Revenue		-	-	-	-	-	-	-	-	-
Gains on disposal of Assets		-	-	-	-	-	-	-	-	-
Other Gains		-	-	-	-	-	-	-	-	-
Discontinued Operations		-	-	-	-	-	-	-	-	-
Total Revenue (excluding capital transfers and contributions)		-	-	-	-	-	-	-	-	-
Expenditure By Type										
Employee related costs		-	-	-	-	-	-	-	-	-
Remuneration of councillors		-	-	-	-	-	-	-	-	-
Bulk purchases - electricity		-	-	-	-	-	-	-	-	-
Inventory consumed		-	-	-	-	-	-	-	-	-
Debt impairment		-	-	-	-	-	-	-	-	-
Depreciation and amortisation		-	-	-	-	-	-	-	-	-
Interest		-	-	-	-	-	-	-	-	-
Contracted services		-	-	-	-	-	-	-	-	-
Transfers and subsidies		-	-	-	-	-	-	-	-	-
Irrecoverable debts written off		-	-	-	-	-	-	-	-	-
Operational costs		-	-	-	-	-	-	-	-	-
Losses on Disposal of Assets		-	-	-	-	-	-	-	-	-
Other Losses		-	-	-	-	-	-	-	-	-
Total Expenditure		-	-	-	-	-	-	-	-	-
Surplus/(Deficit)										
Transfers and subsidies - capital (monetary allocations)		-	-	-	-	-	-	-	-	-
Transfers and subsidies - capital (in-kind)		-	-	-	-	-	-	-	-	-
Surplus/(Deficit) after capital transfers & contributions		-	-	-	-	-	-	-	-	-
Income Tax		-	-	-	-	-	-	-	-	-
Surplus/(Deficit) after income tax		-	-	-	-	-	-	-	-	-

KZN436 Dr Nkosazana Dlamini Zuma - NOT REQUIRED - municipality does not have entities or this is the parent municipality's budget - M06 December

Description	Ref	2024/25	Budget Year 2025/26							
		Audited Outcome	Original Budget	Adjusted Budget	Monthly Actual	YearTD Actual	YearTD Budget	YTD Variance	YTD Variance %	Full Year Forecast
R thousands										
Revenue By Municipal Entity										
<i>Insert name of municipal entity</i>		-	-	-	-	-	-	-	-	-
		-	-	-	-	-	-	-	-	-
		-	-	-	-	-	-	-	-	-
		-	-	-	-	-	-	-	-	-
		-	-	-	-	-	-	-	-	-
		-	-	-	-	-	-	-	-	-
		-	-	-	-	-	-	-	-	-
		-	-	-	-	-	-	-	-	-
Total Operating Revenue	1	-	-	-	-	-	-	-	-	-
Expenditure By Municipal Entity										
<i>Insert name of municipal entity</i>		-	-	-	-	-	-	-	-	-
		-	-	-	-	-	-	-	-	-
		-	-	-	-	-	-	-	-	-
		-	-	-	-	-	-	-	-	-
		-	-	-	-	-	-	-	-	-
		-	-	-	-	-	-	-	-	-
		-	-	-	-	-	-	-	-	-
		-	-	-	-	-	-	-	-	-
		-	-	-	-	-	-	-	-	-
Total Operating Expenditure	2	-	-	-	-	-	-	-	-	-
Surplus/ (Deficit) for the yr/period		-	-	-	-	-	-	-	-	-
Capital Expenditure By Municipal Entity										
<i>Insert name of municipal entity</i>		-	-	-	-	-	-	-	-	-
		-	-	-	-	-	-	-	-	-
		-	-	-	-	-	-	-	-	-
		-	-	-	-	-	-	-	-	-
		-	-	-	-	-	-	-	-	-
		-	-	-	-	-	-	-	-	-
		-	-	-	-	-	-	-	-	-
		-	-	-	-	-	-	-	-	-
Total Capital Expenditure	3	-	-	-	-	-	-	-	-	-

KZN436 Dr Nkosazana Dlamini Zuma - Supporting Table SC12 Monthly Budget Statement - capital expenditure trend - M06 December

Month	2024/25	Budget Year 2025/26							
	Audited Outcome	Original Budget	Adjusted Budget	Monthly Actual	YearTD Actual	YearTD Budget	YTD Variance	YTD Variance %	% spend of Original Budget
R thousands									
Monthly expenditure performance trend									
July	266	5 236	5 236	322	322	5 236	4 914	93,8%	1%
August	4 172	5 236	5 236	2 881	3 203	10 472	7 269	69,4%	5%
September	7 427	5 236	5 236	2 450	5 654	15 708	10 054	64,0%	9%
October	5 837	5 236	5 236	5 940	11 594	20 944	9 350	44,6%	18%
November	6 442	5 236	5 236	6 295	17 889	26 180	8 291	31,7%	28%
December	6 986	5 236	5 236	4 849	22 738	31 416	8 678	27,6%	36%
January	3 225	5 236	5 236	–	22 738	36 652	13 914	38,0%	36%
February	4 627	5 236	5 236	–	22 738	41 888	19 150	45,7%	36%
March	13 539	5 236	5 236	–	22 738	47 124	24 386	51,7%	36%
April	5 059	5 236	5 236	–	22 738	52 360	29 622	56,6%	36%
May	5 910	5 236	5 236	–	22 738	57 596	34 858	60,5%	36%
June	10 606	5 236	5 236	–	22 738	62 833	40 094	63,8%	36%
Total Capital expenditure	74 096	62 833	62 833	22 738					

KZN436 Dr Nkosazana Dlamini Zuma - Supporting Table SC13a Monthly Budget Statement - capital expenditure on new assets by asset class - M06 December

Description	Ref	Budget Year 2025/26								
		2024/25 Audited Outcome	Original Budget	Adjusted Budget	Monthly Actual	YearTD Actual	YearTD Budget	YTD Variance	YTD Variance %	Full Year Forecast
R thousands	1									
Capital expenditure on new assets by Asset Class/Sub-class										
Infrastructure		–	7 640	7 217	214	687	3 609	(2 922)	-81,0%	7 217
Roads Infrastructure		–	7 640	7 217	214	687	3 609	(2 922)	-81,0%	7 217
Roads		–	5 925	5 714	214	435	2 857	(2 422)	-84,8%	5 714
Road Structures		–	1 215	1 003	–	252	502	(250)	-49,8%	1 003
Road Furniture		–	500	500	–	–	250	(250)	-100,0%	500
Community Assets		38	21 441	21 236	3 110	13 302	10 618	2 684	25,3%	21 236
Community Facilities		38	21 418	21 214	3 110	13 302	10 607	2 695	25,4%	21 214
Halls		–	11 418	11 214	1 764	8 430	5 607	2 823	50,3%	11 214
Centres		–	–	–	–	–	–	–	–	–
Crèches		–	4 403	4 403	420	2 800	2 201	599	27,2%	4 403
Testing Stations		–	400	400	–	–	200	(200)	-100,0%	400
Libraries		38	–	–	–	–	–	–	–	–
Public Open Space		–	300	300	–	–	150	(150)	-100,0%	300
Nature Reserves		–	–	–	–	–	–	–	–	–
Public Ablution Facilities		–	237	237	–	–	119	(119)	-100,0%	237
Markets		–	4 000	4 000	926	2 071	2 000	71	3,6%	4 000
Taxi Ranks/Bus Terminals		–	560	560	–	–	280	(280)	-100,0%	560
Capital Spares		–	100	100	–	–	50	(50)	-100,0%	100
Sport and Recreation Facilities		–	22	22	–	–	11	(11)	-100,0%	22
Indoor Facilities		–	–	–	–	–	–	–	–	–
Outdoor Facilities		–	22	22	–	–	11	(11)	-100,0%	22
Capital Spares		–	–	–	–	–	–	–	–	–
Other assets		2 371	1 907	1 907	–	–	954	(954)	-100,0%	1 907
Operational Buildings		2 371	1 907	1 907	–	–	954	(954)	-100,0%	1 907
Municipal Offices		2 100	1 907	1 907	–	–	954	(954)	-100,0%	1 907
Capital Spares		271	–	–	–	–	–	–	–	–
Housing		–	–	–	–	–	–	–	–	–
Intangible Assets		1 626	1 105	1 105	–	432	552	(120)	-21,7%	1 105
Servitudes		–	–	–	–	–	–	–	–	–
Licences and Rights		1 626	1 105	1 105	–	432	552	(120)	-21,7%	1 105
Computer Software and Applications		1 529	945	945	–	432	472	(40)	-8,5%	945
Load Settlement Software Applications		–	–	–	–	–	–	–	–	–
Unspecified		98	160	160	–	–	80	(80)	-100,0%	160
Computer Equipment		1 806	1 332	1 332	123	191	666	(475)	-71,3%	1 332
Computer Equipment		1 806	1 332	1 332	123	191	666	(475)	-71,3%	1 332
Furniture and Office Equipment		1 430	2 642	2 642	14	687	1 321	(634)	-48,0%	2 642
Furniture and Office Equipment		1 430	2 642	2 642	14	687	1 321	(634)	-48,0%	2 642
Machinery and Equipment		1 045	2 818	3 100	–	728	1 550	(822)	-53,0%	3 100
Machinery and Equipment		1 045	2 818	3 100	–	728	1 550	(822)	-53,0%	3 100
Transport Assets		10 266	4 785	4 785	1 345	2 016	2 393	(376)	-15,7%	4 785
Transport Assets		10 266	4 785	4 785	1 345	2 016	2 393	(376)	-15,7%	4 785
Zoological plants and animals		–	–	–	–	–	–	–	–	–
Total Capital Expenditure on new assets	1	18 583	43 670	43 325	4 805	18 044	21 663	3 619	16,7%	43 325

KZN436 Dr Nkosazana Dlamini Zuma - Supporting Table SC13b Monthly Budget Statement - capital expenditure on renewal of existing assets by asset class -										
Description	Ref	2024/25	Budget Year 2025/26							
		Audited Outcome	Original Budget	Adjusted Budget	Monthly Actual	YearTD Actual	YearTD Budget	YTD Variance	YTD Variance %	Full Year Forecast
R thousands	1									
Capital expenditure on renewal of existing assets by Asset Class/Sub-class										
Infrastructure		-	2 800	2 518	-	1 859	1 259	600	47,6%	2 518
Roads Infrastructure		-	2 800	2 518	-	1 859	1 259	600	47,6%	2 518
Roads		-	2 800	2 518	-	1 859	1 259	600	47,6%	2 518
Total Capital Expenditure on renewal of existing assets	1	-	2 800	2 518	-	1 859	1 259	(600)	-47,6%	2 518

KZN436 Dr Nkosazana Dlamini Zuma - Supporting Table SC13c Monthly Budget Statement - expenditure on repairs and maintenance by asset class - M06

Description	Ref	2024/25	Budget Year 2025/26							
		Audited Outcome	Original Budget	Adjusted Budget	Monthly Actual	YearTD Actual	YearTD Budget	YTD Variance	YTD Variance %	Full Year Forecast
R thousands	1									
Repairs and maintenance expenditure by Asset Class/Sub-class										
Infrastructure		6 814	6 500	6 500	-	2 411	3 250	(839)	-25,8%	6 500
Roads Infrastructure		6 814	6 500	6 500	-	2 411	3 250	(839)	-25,8%	6 500
Roads		-	-	-	-	-	-	-	-	-
Road Structures		6 814	6 500	6 500	-	2 411	3 250	(839)	-25,8%	6 500
Road Furniture		-	-	-	-	-	-	-	-	-
Capital Spares		-	-	-	-	-	-	-	-	-
Storm water Infrastructure		-	-	-	-	-	-	-	-	-
Drainage Collection		-	-	-	-	-	-	-	-	-
Storm water Conveyance		-	-	-	-	-	-	-	-	-
Attenuation		-	-	-	-	-	-	-	-	-
Electrical Infrastructure		-	-	-	-	-	-	-	-	-
Power Plants		-	-	-	-	-	-	-	-	-
HV Substations		-	-	-	-	-	-	-	-	-
HV Switching Station		-	-	-	-	-	-	-	-	-
HV Transmission Conductors		-	-	-	-	-	-	-	-	-
MV Substations		-	-	-	-	-	-	-	-	-
MV Switching Stations		-	-	-	-	-	-	-	-	-
MV Networks		-	-	-	-	-	-	-	-	-
LV Networks		-	-	-	-	-	-	-	-	-
Capital Spares		-	-	-	-	-	-	-	-	-
Water Supply Infrastructure		-	-	-	-	-	-	-	-	-
Dams and Weirs		-	-	-	-	-	-	-	-	-
Boreholes		-	-	-	-	-	-	-	-	-
Reservoirs		-	-	-	-	-	-	-	-	-
Pump Stations		-	-	-	-	-	-	-	-	-
Water Treatment Works		-	-	-	-	-	-	-	-	-
Bulk Mains		-	-	-	-	-	-	-	-	-
Distribution		-	-	-	-	-	-	-	-	-
Distribution Points		-	-	-	-	-	-	-	-	-
PRV Stations		-	-	-	-	-	-	-	-	-
Capital Spares		-	-	-	-	-	-	-	-	-
Sanitation Infrastructure		-	-	-	-	-	-	-	-	-
Pump Station		-	-	-	-	-	-	-	-	-
Reticulation		-	-	-	-	-	-	-	-	-
Waste Water Treatment Works		-	-	-	-	-	-	-	-	-
Outfall Sewers		-	-	-	-	-	-	-	-	-
Toilet Facilities		-	-	-	-	-	-	-	-	-
Capital Spares		-	-	-	-	-	-	-	-	-
Solid Waste Infrastructure		-	-	-	-	-	-	-	-	-
Landfill Sites		-	-	-	-	-	-	-	-	-
Waste Transfer Stations		-	-	-	-	-	-	-	-	-
Waste Processing Facilities		-	-	-	-	-	-	-	-	-
Waste Drop-off Points		-	-	-	-	-	-	-	-	-
Waste Separation Facilities		-	-	-	-	-	-	-	-	-
Electricity Generation Facilities		-	-	-	-	-	-	-	-	-
Capital Spares		-	-	-	-	-	-	-	-	-
Rail Infrastructure		-	-	-	-	-	-	-	-	-
Rail Lines		-	-	-	-	-	-	-	-	-
Rail Structures		-	-	-	-	-	-	-	-	-
Rail Furniture		-	-	-	-	-	-	-	-	-
Drainage Collection		-	-	-	-	-	-	-	-	-
Storm water Conveyance		-	-	-	-	-	-	-	-	-
Attenuation		-	-	-	-	-	-	-	-	-
MV Substations		-	-	-	-	-	-	-	-	-
LV Networks		-	-	-	-	-	-	-	-	-
Capital Spares		-	-	-	-	-	-	-	-	-
Coastal Infrastructure		-	-	-	-	-	-	-	-	-
Sand Pumps		-	-	-	-	-	-	-	-	-
Piers		-	-	-	-	-	-	-	-	-
Revetments		-	-	-	-	-	-	-	-	-
Promenades		-	-	-	-	-	-	-	-	-
Capital Spares		-	-	-	-	-	-	-	-	-
Information and Communication Infrastructure		-	-	-	-	-	-	-	-	-
Data Centres		-	-	-	-	-	-	-	-	-
Core Layers		-	-	-	-	-	-	-	-	-
Distribution Layers		-	-	-	-	-	-	-	-	-
Capital Spares		-	-	-	-	-	-	-	-	-
Community Assets		781	4 650	4 432	-	3 606	2 216	1 390	62,7%	4 432
Community Facilities		781	4 650	4 432	-	3 606	2 216	1 390	62,7%	4 432
Halls		781	4 500	4 282	-	3 606	2 141	1 465	68,4%	4 282
Centres		-	-	-	-	-	-	-	-	-
Crèches		-	-	-	-	-	-	-	-	-
Clinics/Care Centres		-	-	-	-	-	-	-	-	-
Fire/Ambulance Stations		-	-	-	-	-	-	-	-	-
Testing Stations		-	-	-	-	-	-	-	-	-

Description	Ref	2024/25	Budget Year 2025/26							
		Audited Outcome	Original Budget	Adjusted Budget	Monthly Actual	YearTD Actual	YearTD Budget	YTD Variance	YTD Variance %	Full Year Forecast
R thousands	1									
Museums		-	-	-	-	-	-	-	-	-
Galleries		-	-	-	-	-	-	-	-	-
Theatres		-	-	-	-	-	-	-	-	-
Libraries		-	-	-	-	-	-	-	-	-
Cemeteries/Crematoria		-	150	150	-	-	75	(75)	-100,0%	150
Police		-	-	-	-	-	-	-	-	-
Parks		-	-	-	-	-	-	-	-	-
Public Open Space		-	-	-	-	-	-	-	-	-
Nature Reserves		-	-	-	-	-	-	-	-	-
Public Ablution Facilities		-	-	-	-	-	-	-	-	-
Markets		-	-	-	-	-	-	-	-	-
Stalls		-	-	-	-	-	-	-	-	-
Abattoirs		-	-	-	-	-	-	-	-	-
Airports		-	-	-	-	-	-	-	-	-
Taxi Ranks/Bus Terminals		-	-	-	-	-	-	-	-	-
Capital Spares		-	-	-	-	-	-	-	-	-
Sport and Recreation Facilities		-	-	-	-	-	-	-	-	-
Indoor Facilities		-	-	-	-	-	-	-	-	-
Outdoor Facilities		-	-	-	-	-	-	-	-	-
Capital Spares		-	-	-	-	-	-	-	-	-
Heritage assets		-	-	-	-	-	-	-	-	-
Monuments		-	-	-	-	-	-	-	-	-
Historic Buildings		-	-	-	-	-	-	-	-	-
Works of Art		-	-	-	-	-	-	-	-	-
Conservation Areas		-	-	-	-	-	-	-	-	-
Other Heritage		-	-	-	-	-	-	-	-	-
Investment properties		-	-	-	-	-	-	-	-	-
Revenue Generating		-	-	-	-	-	-	-	-	-
Improved Property		-	-	-	-	-	-	-	-	-
Unimproved Property		-	-	-	-	-	-	-	-	-
Non-revenue Generating		-	-	-	-	-	-	-	-	-
Improved Property		-	-	-	-	-	-	-	-	-
Unimproved Property		-	-	-	-	-	-	-	-	-
Other assets		1 057	1 900	2 118	227	1 380	1 059	321	30,3%	2 118
Operational Buildings		1 057	1 900	2 118	227	1 380	1 059	321	30,3%	2 118
Municipal Offices		1 057	1 900	2 118	227	1 380	1 059	321	30,3%	2 118
Pay/Enquiry Points		-	-	-	-	-	-	-	-	-
Building Plan Offices		-	-	-	-	-	-	-	-	-
Workshops		-	-	-	-	-	-	-	-	-
Yards		-	-	-	-	-	-	-	-	-
Stores		-	-	-	-	-	-	-	-	-
Laboratories		-	-	-	-	-	-	-	-	-
Training Centres		-	-	-	-	-	-	-	-	-
Manufacturing Plant		-	-	-	-	-	-	-	-	-
Depots		-	-	-	-	-	-	-	-	-
Capital Spares		-	-	-	-	-	-	-	-	-
Housing		-	-	-	-	-	-	-	-	-
Staff Housing		-	-	-	-	-	-	-	-	-
Social Housing		-	-	-	-	-	-	-	-	-
Capital Spares		-	-	-	-	-	-	-	-	-
Biological or Cultivated Assets		-	-	-	-	-	-	-	-	-
Biological or Cultivated Assets		-	-	-	-	-	-	-	-	-
Intangible Assets		-	-	-	-	-	-	-	-	-
Servitudes		-	-	-	-	-	-	-	-	-
Licences and Rights		-	-	-	-	-	-	-	-	-
Water Rights		-	-	-	-	-	-	-	-	-
Effluent Licenses		-	-	-	-	-	-	-	-	-
Solid Waste Licenses		-	-	-	-	-	-	-	-	-
Computer Software and Applications		-	-	-	-	-	-	-	-	-
Load Settlement Software Applications		-	-	-	-	-	-	-	-	-
Unspecified		-	-	-	-	-	-	-	-	-
Computer Equipment		16	66	66	-	-	33	(33)	-100,0%	66
Computer Equipment		16	66	66	-	-	33	(33)	-100,0%	66
Furniture and Office Equipment		-	-	-	-	-	-	-	-	-
Furniture and Office Equipment		-	-	-	-	-	-	-	-	-
Machinery and Equipment		213	644	644	82	83	322	(239)	-74,2%	644
Machinery and Equipment		213	644	644	82	83	322	(239)	-74,2%	644
Transport Assets		4 500	2 425	2 425	2 196	2 886	1 212	1 674	138,1%	2 425
Transport Assets		4 500	2 425	2 425	2 196	2 886	1 212	1 674	138,1%	2 425
Land		-	-	-	-	-	-	-	-	-
Land		-	-	-	-	-	-	-	-	-

Description	Ref	2024/25	Budget Year 2025/26							
		Audited Outcome	Original Budget	Adjusted Budget	Monthly Actual	YearTD Actual	YearTD Budget	YTD Variance	YTD Variance %	Full Year Forecast
R thousands	1									
Zoo's, Marine and Non-biological Animals		-	-	-	-	-	-	-	-	-
Zoo's, Marine and Non-biological Animals		-	-	-	-	-	-	-	-	-
Living resources		-	-	-	-	-	-	-	-	-
Mature		-	-	-	-	-	-	-	-	-
Policing and Protection		-	-	-	-	-	-	-	-	-
Zoological plants and animals		-	-	-	-	-	-	-	-	-
Immature		-	-	-	-	-	-	-	-	-
Policing and Protection		-	-	-	-	-	-	-	-	-
Zoological plants and animals		-	-	-	-	-	-	-	-	-
Total Repairs and Maintenance Expenditure	1	13 380	16 185	16 185	2 505	10 367	8 093	(2 275)	-28,1%	16 185

KZN436 Dr Nkosazana Dlamini Zuma - Supporting Table SC13d Monthly Budget Statement - depreciation by asset class - M06 December

Description	Ref	Budget Year 2025/26								
		2024/25 Audited Outcome	Original Budget	Adjusted Budget	Monthly Actual	YearTD Actual	YearTD Budget	YTD Variance	YTD Variance %	Full Year Forecast
R thousands	1									
Depreciation by Asset Class/Sub-class										
Infrastructure		27 041	26 816	26 816	2 414	14 018	13 408	610	4,5%	26 816
Roads Infrastructure		27 041	26 816	26 816	2 414	14 018	13 408	610	4,5%	26 816
Roads		27 041	26 816	26 816	2 414	14 018	13 408	610	4,5%	26 816
Road Structures		-	-	-	-	-	-	-	-	-
Road Furniture		-	-	-	-	-	-	-	-	-
Capital Spares		-	-	-	-	-	-	-	-	-
Storm water Infrastructure		-	-	-	-	-	-	-	-	-
Drainage Collection		-	-	-	-	-	-	-	-	-
Storm water Conveyance		-	-	-	-	-	-	-	-	-
Attenuation		-	-	-	-	-	-	-	-	-
Electrical Infrastructure		-	-	-	-	-	-	-	-	-
Power Plants		-	-	-	-	-	-	-	-	-
HV Substations		-	-	-	-	-	-	-	-	-
HV Switching Station		-	-	-	-	-	-	-	-	-
HV Transmission Conductors		-	-	-	-	-	-	-	-	-
MV Substations		-	-	-	-	-	-	-	-	-
MV Switching Stations		-	-	-	-	-	-	-	-	-
MV Networks		-	-	-	-	-	-	-	-	-
LV Networks		-	-	-	-	-	-	-	-	-
Capital Spares		-	-	-	-	-	-	-	-	-
Water Supply Infrastructure		-	-	-	-	-	-	-	-	-
Dams and Weirs		-	-	-	-	-	-	-	-	-
Boreholes		-	-	-	-	-	-	-	-	-
Reservoirs		-	-	-	-	-	-	-	-	-
Pump Stations		-	-	-	-	-	-	-	-	-
Water Treatment Works		-	-	-	-	-	-	-	-	-
Bulk Mains		-	-	-	-	-	-	-	-	-
Distribution		-	-	-	-	-	-	-	-	-
Distribution Points		-	-	-	-	-	-	-	-	-
PRV Stations		-	-	-	-	-	-	-	-	-
Capital Spares		-	-	-	-	-	-	-	-	-
Sanitation Infrastructure		-	-	-	-	-	-	-	-	-
Pump Station		-	-	-	-	-	-	-	-	-
Reticulation		-	-	-	-	-	-	-	-	-
Waste Water Treatment Works		-	-	-	-	-	-	-	-	-
Outfall Sewers		-	-	-	-	-	-	-	-	-
Toilet Facilities		-	-	-	-	-	-	-	-	-
Capital Spares		-	-	-	-	-	-	-	-	-
Solid Waste Infrastructure		-	-	-	-	-	-	-	-	-
Landfill Sites		-	-	-	-	-	-	-	-	-
Waste Transfer Stations		-	-	-	-	-	-	-	-	-
Waste Processing Facilities		-	-	-	-	-	-	-	-	-
Waste Drop-off Points		-	-	-	-	-	-	-	-	-
Waste Separation Facilities		-	-	-	-	-	-	-	-	-
Electricity Generation Facilities		-	-	-	-	-	-	-	-	-
Capital Spares		-	-	-	-	-	-	-	-	-
Rail Infrastructure		-	-	-	-	-	-	-	-	-
Rail Lines		-	-	-	-	-	-	-	-	-
Rail Structures		-	-	-	-	-	-	-	-	-
Rail Furniture		-	-	-	-	-	-	-	-	-
Drainage Collection		-	-	-	-	-	-	-	-	-
Storm water Conveyance		-	-	-	-	-	-	-	-	-
Attenuation		-	-	-	-	-	-	-	-	-
MV Substations		-	-	-	-	-	-	-	-	-
LV Networks		-	-	-	-	-	-	-	-	-
Capital Spares		-	-	-	-	-	-	-	-	-
Coastal Infrastructure		-	-	-	-	-	-	-	-	-
Sand Pumps		-	-	-	-	-	-	-	-	-
Piers		-	-	-	-	-	-	-	-	-
Revetments		-	-	-	-	-	-	-	-	-
Promenades		-	-	-	-	-	-	-	-	-
Capital Spares		-	-	-	-	-	-	-	-	-
Information and Communication Infrastructure		-	-	-	-	-	-	-	-	-
Data Centres		-	-	-	-	-	-	-	-	-
Core Layers		-	-	-	-	-	-	-	-	-
Distribution Layers		-	-	-	-	-	-	-	-	-
Capital Spares		-	-	-	-	-	-	-	-	-
Community Assets		11 597	11 973	11 973	1 079	6 266	5 986	280	4,7%	11 973
Community Facilities		11 597	11 973	11 973	1 079	6 266	5 986	280	4,7%	11 973
Halls		11 597	11 973	11 973	1 079	6 266	5 986	280	4,7%	11 973
Centres		-	-	-	-	-	-	-	-	-
Crèches		-	-	-	-	-	-	-	-	-
Clinics/Care Centres		-	-	-	-	-	-	-	-	-
Fire/Ambulance Stations		-	-	-	-	-	-	-	-	-
Testing Stations		-	-	-	-	-	-	-	-	-

Description	Ref	Budget Year 2025/26								
		2024/25 Audited Outcome	Original Budget	Adjusted Budget	Monthly Actual	YearTD Actual	YearTD Budget	YTD Variance	YTD Variance %	Full Year Forecast
R thousands	1									
Museums		-	-	-	-	-	-	-	-	-
Galleries		-	-	-	-	-	-	-	-	-
Theatres		-	-	-	-	-	-	-	-	-
Libraries		-	-	-	-	-	-	-	-	-
Cemeteries/Crematoria		-	-	-	-	-	-	-	-	-
Police		-	-	-	-	-	-	-	-	-
Parks		-	-	-	-	-	-	-	-	-
Public Open Space		-	-	-	-	-	-	-	-	-
Nature Reserves		-	-	-	-	-	-	-	-	-
Public Ablution Facilities		-	-	-	-	-	-	-	-	-
Markets		-	-	-	-	-	-	-	-	-
Stalls		-	-	-	-	-	-	-	-	-
Abattoirs		-	-	-	-	-	-	-	-	-
Airports		-	-	-	-	-	-	-	-	-
Taxi Ranks/Bus Terminals		-	-	-	-	-	-	-	-	-
Capital Spares		-	-	-	-	-	-	-	-	-
Sport and Recreation Facilities		-	-	-	-	-	-	-	-	-
Indoor Facilities		-	-	-	-	-	-	-	-	-
Outdoor Facilities		-	-	-	-	-	-	-	-	-
Capital Spares		-	-	-	-	-	-	-	-	-
Heritage assets		-	-	-	-	-	-	-	-	-
Monuments		-	-	-	-	-	-	-	-	-
Historic Buildings		-	-	-	-	-	-	-	-	-
Works of Art		-	-	-	-	-	-	-	-	-
Conservation Areas		-	-	-	-	-	-	-	-	-
Other Heritage		-	-	-	-	-	-	-	-	-
Investment properties		-	-	-	-	-	-	-	-	-
Revenue Generating		-	-	-	-	-	-	-	-	-
Improved Property		-	-	-	-	-	-	-	-	-
Unimproved Property		-	-	-	-	-	-	-	-	-
Non-revenue Generating		-	-	-	-	-	-	-	-	-
Improved Property		-	-	-	-	-	-	-	-	-
Unimproved Property		-	-	-	-	-	-	-	-	-
Other assets		2 212	2 355	2 355	213	1 230	1 178	52	4,4%	2 355
Operational Buildings		2 212	2 355	2 355	213	1 230	1 178	52	4,4%	2 355
Municipal Offices		2 212	2 355	2 355	213	1 230	1 178	52	4,4%	2 355
Pay/Enquiry Points		-	-	-	-	-	-	-	-	-
Building Plan Offices		-	-	-	-	-	-	-	-	-
Workshops		-	-	-	-	-	-	-	-	-
Yards		-	-	-	-	-	-	-	-	-
Stores		-	-	-	-	-	-	-	-	-
Laboratories		-	-	-	-	-	-	-	-	-
Training Centres		-	-	-	-	-	-	-	-	-
Manufacturing Plant		-	-	-	-	-	-	-	-	-
Depots		-	-	-	-	-	-	-	-	-
Capital Spares		-	-	-	-	-	-	-	-	-
Housing		-	-	-	-	-	-	-	-	-
Staff Housing		-	-	-	-	-	-	-	-	-
Social Housing		-	-	-	-	-	-	-	-	-
Capital Spares		-	-	-	-	-	-	-	-	-
Biological or Cultivated Assets		-	-	-	-	-	-	-	-	-
Biological or Cultivated Assets		-	-	-	-	-	-	-	-	-
Intangible Assets		1 736	1 345	1 345	19	513	672	(159)	-23,6%	1 345
Servitudes		-	-	-	-	-	-	-	-	-
Licences and Rights		1 736	1 345	1 345	19	513	672	(159)	-23,6%	1 345
Water Rights		-	-	-	-	-	-	-	-	-
Effluent Licenses		-	-	-	-	-	-	-	-	-
Solid Waste Licenses		-	-	-	-	-	-	-	-	-
Computer Software and Applications		1 736	1 345	1 345	19	513	672	(159)	-23,6%	1 345
Load Settlement Software Applications		-	-	-	-	-	-	-	-	-
Unspecified		-	-	-	-	-	-	-	-	-
Computer Equipment		831	1 333	1 333	99	558	667	(109)	-16,3%	1 333
Computer Equipment		831	1 333	1 333	99	558	667	(109)	-16,3%	1 333
Furniture and Office Equipment		1 617	1 892	1 892	109	630	946	(316)	-33,4%	1 892
Furniture and Office Equipment		1 617	1 892	1 892	109	630	946	(316)	-33,4%	1 892
Machinery and Equipment		1 751	2 061	2 061	43	692	1 030	(338)	-32,8%	2 061
Machinery and Equipment		1 751	2 061	2 061	43	692	1 030	(338)	-32,8%	2 061
Transport Assets		6 025	6 263	6 263	502	3 197	3 132	66	2,1%	6 263
Transport Assets		6 025	6 263	6 263	502	3 197	3 132	66	2,1%	6 263
Land		-	-	-	-	-	-	-	-	-
Land		-	-	-	-	-	-	-	-	-

Description	Ref	2024/25	Budget Year 2025/26							
		Audited Outcome	Original Budget	Adjusted Budget	Monthly Actual	YearTD Actual	YearTD Budget	YTD Variance	YTD Variance %	Full Year Forecast
R thousands	1									
Zoo's, Marine and Non-biological Animals		-	-	-	-	-	-	-	-	-
Zoo's, Marine and Non-biological Animals		-	-	-	-	-	-	-	-	-
Living resources		-	-	-	-	-	-	-	-	-
Mature		-	-	-	-	-	-	-	-	-
Policing and Protection		-	-	-	-	-	-	-	-	-
Zoological plants and animals		-	-	-	-	-	-	-	-	-
Immature		-	-	-	-	-	-	-	-	-
Policing and Protection		-	-	-	-	-	-	-	-	-
Zoological plants and animals		-	-	-	-	-	-	-	-	-
Total Depreciation	1	52 810	54 038	54 038	4 478	27 105	27 019	(86)	-0,3%	54 038

KZN436 Dr Nkosazana Dlamini Zuma - Supporting Table SC13e Monthly Budget Statement - capital expenditure on upgrading of existing assets by asset class

Description	Ref	2024/25	Budget Year 2025/26							
		Audited Outcome	Original Budget	Adjusted Budget	Monthly Actual	YearTD Actual	YearTD Budget	YTD Variance	YTD Variance %	Full Year Forecast
R thousands	1									
Capital expenditure on upgrading of existing assets by Asset Class/Sub-class										
Infrastructure		(12)	9 193	9 820	-	2 582	4 910	(2 328)	-47,4%	9 820
Roads Infrastructure		(12)	9 193	9 820	-	2 582	4 910	(2 328)	-47,4%	9 820
Roads		(12)	9 193	9 820	-	2 582	4 910	(2 328)	-47,4%	9 820
Community Assets		55 525	5 917	5 917	-	210	2 959	(2 749)	-92,9%	5 917
Community Facilities		-	700	700	-	-	350	(350)	-100,0%	700
Cemeteries/Crematoria		-	500	500	-	-	250	(250)	-100,0%	500
Public Open Space		-	200	200	-	-	100	(100)	-100,0%	200
Sport and Recreation Facilities		55 525	5 217	5 217	-	210	2 609	(2 399)	-92,0%	5 217
Indoor Facilities		-	-	-	-	-	-	-	-	-
Outdoor Facilities		55 525	5 217	5 217	-	210	2 609	(2 399)	-92,0%	5 217
Capital Spares		-	-	-	-	-	-	-	-	-
Other assets		-	200	200	-	-	100	(100)	-100,0%	200
Operational Buildings		-	200	200	-	-	100	(100)	-100,0%	200
Municipal Offices		-	200	200	-	-	100	(100)	-100,0%	200
Furniture and Office Equipment		-	492	492	-	-	246	(246)	-100,0%	492
Furniture and Office Equipment		-	492	492	-	-	246	(246)	-100,0%	492
Transport Assets		-	560	560	44	44	280	(236)	-84,4%	560
Transport Assets		-	560	560	44	44	280	(236)	-84,4%	560
Total Capital Expenditure on upgrading of existing assets	1	55 513	16 362	16 989	44	2 836	8 495	5 658	66,6%	16 989



Quality Certificate

I, N.C Vezi Municipal Manager of Dr Nkosazana Dlamini Zuma Local Municipality hereby certify that the Monthly preliminary report on the implementation of budget and the financial state affairs of the municipality for the month of December 2025 and Second Quarter of 2025/2026 financial year has been prepared in accordance with the Municipal Finance Management Act and regulations made under this act.

Print Name: N.C Vezi

Municipal Manager of Dr Nkosazana Dlamini Zuma Municipality, KZN436

Signature: _____

Date: 09/01/2026

BANK ACCOUNT WITHDRAWALS NOT IN TERMS OF AN APPROVED BUDGET

Municipal Finance Management Act, section 11(4)

Consolidated Quarterly Report for period 01/07/2025 to 30/09/2025



NAME OF MUNICIPALITY:

Date	Payee	Amount in R'000	Description and Purpose	Authorised by (name)
1. Section 11(b) - Expenditure authorised by the MEC for finance in terms of section 26 (4) when a municipality has failed to approve a budget by 30 June;		N/A		
2. Section 11(c) - Unforeseeable and unavoidable expenditure authorised by the mayor in terms of section 29 (1);		N/A		
3. Section 11(d) - Payments from a trust, charitable or relief fund without budget appropriation in terms of section 12(4);		N/A		
4. Section 11(e) - Payments to a person or organ of state of money received by the municipality on behalf of that person or organ of state, including (i) money collected by the municipality on behalf of that person or organ of state by agreement; or (ii) any insurance or other payments received by the municipality for that person or organ of state;		N/A		
5. Section 11(f) - Refund money incorrectly paid into a bank account;		N/A		
6. Section 11(g) - Refund guarantees, suraties and security deposits;		N/A		
7. Section 11(h) - Payments for cash management and investment purposes in accordance with section 13;				
28/10/2025 ABSA		30 591 577.66	Transfer from FNB Primary Account to FNB Money Market Account	Mr. P.M Mtungwa & Mr. N.J Wela
12/12/2025 FNB		40 000 000.00	Transfer from FNB Primary Account to ABSA Bank Investment Account	Mr. P.M Mtungwa & Mr. N.J Wela
8. Section 11(i) - To defray increased expenditure on a multi-year capital project in terms of section 31;		N/A		
9. Section 11(j) - Payments for such other purposes as may be prescribed from time-to-time.		N/A		
DISTRIBUTION				
1. Did the Accounting Officer table in Council a consolidated report of all withdrawals within 30 days after the end of the quarter;				Yes / No
2. Date the consolidated report was tabled; and				Date :
3. Was the copy of the consolidated report of all withdrawals submitted to the Auditor General				Yes / No

CHIEF FINANCIAL OFFICER

MUNICIPAL MANAGER

Instructions for completing this report:

The Accounting Officer must include information motivating the non-budgetted withdrawals, action taken to rectify the breach and identify how funding will be sourced through an Adjustments Budget. This motivation can be an additional report to council or incorporated into the table above by inserting additional space. This report must be tabled in Council within 30 days after the end of each quarter where a withdrawal occurs.

Withdrawals that must be reported each quarter:

Distribution:

1. Table this report in a full council meeting, including additional motivation on action taken to rectify, within 30 days after the end of each quarter (section 11(4)).
2. Submit a copy to the relevant National Treasury, Provincial Treasury and the Auditor-General

Transactions in RAND (ZAR) : 62026224999

Date	Description	Amount	Balance	Accrued Bank Charges
28 Oct	FNB OB Pmt 262185			
28 Oct	FNB OB Pmt 262225	290.95Cr	41,440,867.86Cr	
28 Oct	FNB OB Pmt 49964	3,851.45Cr	41,444,719.31Cr	
28 Oct	FNB OB Pmt 49971	987.05Cr	41,445,686.36Cr	
28 Oct	FNB OB Pmt 30057799	52.65Cr	41,445,739.01Cr	
28 Oct	FNB OB Pmt 30057816	3,131.05Cr	41,448,870.06Cr	
28 Oct	FNB OB Pmt 30057830	1,357.75Cr	41,450,227.81Cr	
28 Oct	FNB OB Pmt Acc No Kwas 5465	1,856.50Cr	41,452,084.31Cr	
28 Oct	FNB App Payment From 254315	2,722.87Cr	41,454,807.18Cr	
28 Oct	FNB OB Pmt 238595	1,934.65Cr	41,456,741.83Cr	
28 Oct	FNB App Payment From Ndzim 50415	2,119.80Cr	41,458,861.63Cr	
28 Oct	FNB App Payment From Ndzim 233055	550.00Cr	41,459,411.63Cr	
28 Oct	General Credit - Domestic Treas Interest037881098635	1,330.00Cr	41,460,741.63Cr	
28 Oct	FNB App Payment From Ndzim 67331	21,791.28Cr	41,482,532.91Cr	
28 Oct	FNB App Payment From PC Bredin	3,952.65Cr	41,486,485.56Cr	
28 Oct	#Sbx Carrier Fee #Sbr 38427 2025 10	469.00Cr	41,486,954.56Cr	
28 Oct	#Sbx Svcs/Rent #Sbr 38427 2025 10	3,450.00	41,483,504.56Cr	
28 Oct	Payshap Credit Lubs Trading	5,856.66	41,477,647.90Cr	
28 Oct	FNB OB Pmt 110245	476.00Cr	41,478,123.90Cr	
28 Oct	FNB OB Pmt 259445	7,121.05Cr	41,485,244.95Cr	
28 Oct	FNB OB Pmt 30062078	5,957.30Cr	41,491,202.25Cr	
28 Oct	FNB OB Pmt 30056444/Clovellyft	1,828.75Cr	41,493,031.00Cr	
28 Oct	Payshap Credit Talibian	2,272.05Cr	41,495,303.05Cr	
28 Oct	FNB OB Pmt FNB OB 000022222 Abs	476.00Cr	41,495,779.05Cr	
28 Oct	FNB App Payment From Ndzim 30059973	30,591,577.66	10,904,201.39Cr	
28 Oct	FNB App Payment From Ndzim30058790	1,404.45Cr	10,905,605.84Cr	
28 Oct	FNB OB Pmt Farmgate Dairy 64187	1,205.15Cr	10,906,810.99Cr	
28 Oct	FNB OB Pmt Farmgate 30060935	9,579.50Cr	10,916,390.49Cr	
28 Oct	FNB OB Pmt 30068610	3,568.85Cr	10,919,959.34Cr	
28 Oct	Sbx Deposit Sbx33710266889056	636.50Cr	10,920,595.84Cr	
28 Oct	#Sbx Deposit Fee #Sbx Depsit Fee	90.00Cr	10,920,685.84Cr	
28 Oct	FNB OB Pmt FNB OB 000022223 Mai	0.41	10,920,685.43Cr	
28 Oct	FNB OB Pmt FNB OB 000022224 Mbh			
28 Oct	FNB OB Pmt FNB OB 000022225 Esk	Maleh Development	174,030.41	10,746,655.02Cr
28 Oct	FNB OB Pmt FNB OB 000022226 Esk	Mbhele Mondli	1,000.00	10,745,655.02Cr
28 Oct	FNB OB Pmt FNB OB 000022227 Esk	Eskom Free Basic Ele	79,491.05	10,666,163.97Cr
28 Oct	FNB OB Pmt FNB OB 000022228 Esk	Eskom Creighton Loca	10,724.68	10,655,439.29Cr
28 Oct	FNB OB Pmt FNB OB 000022228 Esk	Eskom Creighton Office	6,833.31	10,648,605.98Cr
28 Oct	FNB OB Pmt FNB OB 000022229 Esk	Eskom Rural Dumpsite	3,168.14	10,645,437.84Cr
28 Oct	FNB OB Pmt FNB OB 000022230 Esk	Eskom Old Post Office	1,898.88	10,643,538.96Cr
28 Oct	FNB OB Pmt FNB OB 000022231 Esk	Eskom Animal Pound	7,374.47	10,636,164.49Cr
28 Oct	FNB OB Pmt FNB OB 000022232 Esk	Eskom Health Committ	19,412.28	10,616,752.21Cr
28 Oct	FNB OB Pmt FNB OB 000022233 Esk	Eskom Creighton Agri	12,113.59	10,604,638.62Cr
28 Oct	FNB OB Pmt FNB OB 000022234 Esk	Eskom Creighton Str	4,974.53	10,599,664.09Cr
28 Oct	FNB OB Pmt FNB OB 000022235 Esk	Eskom Capital Buidi	52,131.71	10,547,532.38Cr
28 Oct	FNB OB Pmt FNB OB 000022236 Esk	Eskom Bulwer Library	16,479.47	10,531,052.91Cr
28 Oct	FNB OB Pmt FNB OB 000022237 Esk	Eskom Streetlight Bu	4,025.39	10,527,027.52Cr
28 Oct	FNB OB Pmt FNB OB 000022238 Esk	Eskom Public Toilets	417.11	10,526,610.41Cr
28 Oct	FNB OB Pmt FNB OB 000022239 Esk	Eskom Bulwer Taxi Ra	5,598.94	10,521,011.47Cr
28 Oct	FNB OB Pmt FNB OB 000022240 Esk	Eskom Bulwer Art Cen	11,357.91	10,509,653.56Cr
28 Oct	FNB OB Pmt FNB OB 000022241 Esk	Eskom Underberg Taxi	8,240.04	10,501,413.52Cr
28 Oct	FNB OB Pmt FNB OB 000022242 Esk	Eskom Himeville Post	29,862.57	10,471,550.95Cr
28 Oct	FNB OB Pmt FNB OB 000022243 Esk	Eskom 131 Streetligh	11,589.10	10,459,961.85Cr
28 Oct	FNB OB Pmt FNB OB 000022244 Esk	Eskom Streetligh Him	10,160.37	10,449,801.48Cr
28 Oct	FNB OB Pmt FNB OB 000022245 Esk	Eskom Bulwer Csc	36,411.50	10,413,389.98Cr
28 Oct	FNB OB Pmt FNB OB 000022246 Esk	Eskom Himeville Area	7,602.89	10,405,787.09Cr
28 Oct	FNB OB Pmt FNB OB 000022247 Esk	Eskom Disastor Centr	16,568.72	10,389,218.37Cr
28 Oct	FNB OB Pmt FNB OB 000022248 Esk	Eskom Shopping Compl	4,402.18	10,384,816.19Cr
28 Oct	FNB OB Pmt FNB OB 000022249 Esk	Eskom Buiwer Streetf	1,374.06	10,383,442.13Cr
28 Oct	FNB OB Pmt FNB OB 000022250 Esk	Eskom 131 Streetligh	5,904.03	10,377,538.10Cr
28 Oct	FNB OB Pmt FNB OB 000022251 Und	Eskom Mackenzie Stre	4,257.84	10,373,280.26Cr
28 Oct	FNB OB Pmt FNB OB 000022251 Und	Underberg & Himevill	6,600.00	10,366,680.26Cr

Branch Number	Account Number	Date	DDA DB/YW/AV/ZZ/ZZ/RK/BB/SQ/WB/N	FN
887	62026224999	2025/10/28	PUBLIC SECTOR CHEQUE ACCOUNT	

Transactions in RAND (ZAR) : 62026224999

Date	Description	Amount	Balance	Accrued Bank Charges
28 Oct	FNB App Payment From G.Petersen.259255			
28 Oct	Magtape Credit Ndzim 30057957	1,800.00Cr	10,368,480.26Cr	
28 Oct	Magtape Credit Ndzim 67180	134.00Cr	10,368,614.26Cr	
28 Oct	Magtape Credit Ndzim 61782	134.00Cr	10,368,748.26Cr	
28 Oct	Magtape Credit ABSA Bank Ndzim 30067231	194.00Cr	10,368,942.26Cr	
28 Oct	Magtape Credit Ndzim 47137	217.75Cr	10,369,160.01Cr	
28 Oct	Magtape Credit Investecpbndzlm 30064726	288.15Cr	10,369,448.16Cr	
28 Oct	Magtape Credit Investecpbndzlm 30063574	400.00Cr	10,369,848.16Cr	
28 Oct	Magtape Credit Kwas 259525	418.72Cr	10,370,266.88Cr	
28 Oct	Magtape Credit Investecpbndzlm 30062834	504.30Cr	10,370,771.18Cr	
28 Oct	Magtape Credit 220285 -	670.00Cr	10,371,441.18Cr	
28 Oct	Magtape Credit Ndzim 30068971	1,085.85Cr	10,372,527.03Cr	
28 Oct	Magtape Credit ABSA Bank 11062 L Dreyer	1,591.65Cr	10,374,118.68Cr	
28 Oct	Magtape Credit Ndzim 61933	1,760.00Cr	10,375,878.68Cr	
28 Oct	Magtape Credit Ac No 30064740 G. J Napie	1,801.05Cr	10,377,679.73Cr	
28 Oct	Magtape Credit 71755	2,000.00Cr	10,379,679.73Cr	
28 Oct	Magtape Credit 30065923	2,124.85Cr	10,381,804.58Cr	
28 Oct	Magtape Credit Ndzim 67087	2,200.00Cr	10,384,004.58Cr	
28 Oct	Magtape Credit Investecpbndzlm 30064094	2,216.65Cr	10,386,221.23Cr	
28 Oct	Magtape Credit 30059045	2,232.08Cr	10,388,453.31Cr	
28 Oct	Magtape Credit ABSA Bank Ndzim 30067509	2,330.75Cr	10,390,784.06Cr	
28 Oct	Magtape Credit Ndzim 61830	2,881.80Cr	10,393,665.86Cr	
28 Oct	Magtape Credit Investecpb30064843	3,158.75Cr	10,396,824.61Cr	
28 Oct	Magtape Credit 30060124	3,404.25Cr	10,400,228.86Cr	
	Closing Balance	9,171.45Cr	10,409,400.31Cr	

10,409,400.31Cr

Turnover for Statement Period

No. Credit Transactions 76	
No. Debit Transactions 33	30,740,950.02Cr
	31,154,889.90Dr


Please contact us within 30 days from your statement date, should you wish to query an entry on this statement (incl. card transactions done during this statement period, but not yet reflecting). Should we not hear from you, we will assume that you have received the statement and that it is correct.

For more information on your Pricing Option, please contact us or visit our website.

**For the latest Credit Rates on product, please go to fnb.co.za

First National Bank - a division of FirstRand Bank Limited. Registration Number 1929/001225/06. An Authorised Financial Services and Credit Provider (NCRCP20). On 1 August 2025, the Prime Lending Rate changed to 10.50%. This may impact the rate on any of your credit facilities.

Branch Number	Account Number	Date	DDA DB/YW/AV/ZZ/ZZ/RK/BB/SQ/WB/N	FN
887	62026224999	2025/10/28	PUBLIC SECTOR CHEQUE ACCOUNT	



BBST3993 003685
 *DR NKOSAZANA DLAMINI ZUMA LOCAL MUNICIPALITY
 P O BOX 62
 CREIGHTON
 3263
 MTUNGWAP@NDZ.GOV.ZA

P O Box 219
 Underberg 3257
 Street Address Underberg
 Main Street
 Universal Branch Code 250655
 fnb.co.za
 Lost Cards 087-575-9406
 Account Enquiries 087-736-2247
 Fraud 087-575-9444
 Relationship Manager Mlungiseleli Mnyani (031) 581 9765
 (031) 581-9765

Customer VAT Registration Number Not Provided
 Bank VAT Registration Number 4210102051

Public Sector Cheque Account : 62026224999

Tax Invoice/Statement Number : 3993
 Statement Period : 11 December 2025 to 12 December 2025
 Statement Date : 12 December 2025

Statement Balances		Bank Charges		Interest Rate	
Opening Balance	58,888,775.04 Cr	Service Fees	0.00	Credit Rate**	2.45%
Closing Balance	16,244,339.96 Cr	Cash Deposit Fees	7.04 Dr	Debit Rate (Non-NCA)	13.25%
# Inclusive of VAT @ 15.00%	0.92 Dr	Cash Handling Fees	0.00		
Total VAT (ZAR)	0.92 Dr	Other Fees	0.00		

Transactions in RAND (ZAR)

Date	Description	Amount	Balance	Accrued Bank Charges
12 Dec	Payment Cr Speedpoint67234790Fn			
12 Dec	FNB OB Pmt 30069020	150.00Cr	58,888,925.04Cr	
12 Dec	FNB OB Pmt 254145	984.90Cr	58,889,909.94Cr	
12 Dec	FNB OB Pmt 30067585	7,733.40Cr	58,897,643.34Cr	
12 Dec	FNB OB Pmt 30066742	4,199.06Cr	58,901,842.40Cr	
12 Dec	FNB App Payment From BP/Er/ 714	2,661.65Cr	58,904,504.05Cr	
12 Dec	Payment To Mccarthy (Pty)	5,292.53Cr	58,909,796.58Cr	
12 Dec	Cash Deposit Undberg	1,345,342.60	57,564,453.98Cr	
12 Dec	FNB OB Trf FNB OB Trf 000022431 Trans To M.Market	Dltc 14,000.00Cr	57,578,453.98Cr	
12 Dec	FNB OB Pmt FNB OB 000022432 Tha	40,000.00.00	17,578,453.98Cr	
12 Dec	Sbx Deposit Sbx33710278827787	Thabo Dlamini 2,000.00	17,576,453.98Cr	
12 Dec	#Sbx Deposit Fee #Sbx Dpsit Fee	Sbx33710278827787 1,610.00Cr	17,578,063.98Cr	
12 Dec	Payment To Baithaupi Exec	7.04	17,578,056.94Cr	
12 Dec	Payment To Real Travel	24,455.00	17,553,601.94Cr	
12 Dec	Payment To Luyamkelwa Con	64,344.10	17,489,257.84Cr	
12 Dec	FNB OB Pmt FNB OB 000022433 Maj	1,500.00	17,487,757.84Cr	
12 Dec	FNB OB Pmt FNB OB 000022434 Maj	Majiki Construction 509,938.75	16,977,819.09Cr	
12 Dec	FNB OB Pmt FNB OB 000022435 Maj	Majiki Construction 75,177.80	16,902,641.29Cr	
12 Dec	FNB OB Pmt FNB OB 000022436 Sib	Majiki Construction 254,969.38	16,647,671.91Cr	
12 Dec	FNB OB Pmt FNB OB 000022437 Fma	Sibgem Partners 216,694.50	16,430,977.41Cr	
12 Dec	FNB OB Pmt Russel Glyn Leahy Ft	Fma Engineers 228,954.94	16,202,022.47Cr	
12 Dec	FNB OB Pmt Russel Glyn Leahy Ft	5,344.66Cr	16,207,367.13Cr	
12 Dec	FNB OB Pmt Russel Glyn Leahy Ft	3,370.45Cr	16,210,737.58Cr	
12 Dec	FNB App Payment From 30067028	7,739.72Cr	16,218,477.30Cr	
12 Dec	Magtape Credit Investecpbndzlm 30067396	1,421.42Cr	16,219,898.72Cr	
		167.50Cr	16,220,066.22Cr	

Branch Number	Account Number	Date	DDA DB/YW/AV/ZZ/ZZ/RK/BB/5Q/WB/N	FN
887	62026224999	2025/12/12	PUBLIC SECTOR CHEQUE ACCOUNT	

Transactions in RAND (ZAR) : 62026224999

Date	Description	Amount	Balance	Accrued Bank Charges
12 Dec	Magtape Credit Ndzlm 30066168			
12 Dec	Magtape Credit V Tichelenndzlm115985	332.50Cr	16,220,398.72Cr	
12 Dec	Magtape Credit 30068768/01/11/25	504.30Cr	16,220,903.02Cr	
12 Dec	Magtape Credit 30063653	739.84Cr	16,221,642.86Cr	
12 Dec	Magtape Credit Bidvestbus~Ndzlm 30066254	860.90Cr	16,222,503.76Cr	
12 Dec	Magtape Credit Investecpb128215	1,000.00Cr	16,223,503.76Cr	
12 Dec	Magtape Credit Ndzlm 254485	1,185.90Cr	16,224,689.66Cr	
12 Dec	Magtape Credit Investecpbndzlm 30067499	1,356.88Cr	16,226,046.54Cr	
12 Dec	Magtape Credit Kwas39495 - G Kletz	1,817.35Cr	16,227,863.89Cr	
12 Dec	Magtape Credit Erf159 Himeville	1,850.00Cr	16,229,713.89Cr	
12 Dec	Magtape Credit ABSA Bank 68585 A A Snyman	1,925.64Cr	16,231,639.53Cr	
12 Dec	Magtape Credit Ndzlm 30066821	2,000.00Cr	16,233,639.53Cr	
12 Dec	Magtape Credit Kwa 102785	2,844.70Cr	16,236,484.23Cr	
Closing Balance		7,855.73Cr	16,244,339.96Cr	

16,244,339.96Cr

Turnover for Statement Period

No. Credit Transactions 26	78,949.03Cr
No. Debit Transactions 12	42,723,384.11Dr

Please contact us within 30 days from your statement date, should you wish to query an entry on this statement (incl. card transactions done during this statement period, but not yet reflecting). Should we not hear from you, we will assume that you have received the statement and that it is correct.

For more information on your Pricing Option, please contact us or visit our website.

**For the latest Credit Rates on product, please go to fnb.co.za

First National Bank - a division of FirstRand Bank Limited. Registration Number 1929/001225/06. An Authorised Financial Services and Credit Provider (NCRCP20). On 21 November 2025, the Prime Lending Rate changed to 10.25%. This may impact the rate on any of your credit facilities.

Branch Number	Account Number	Date	DDA DB/YW/AV/ZZ/ZZ/RK/BB/5Q/WB/N	FN
887	62026224999	2025/12/12	PUBLIC SECTOR CHEQUE ACCOUNT	

Annexure D: Total Cost Savings Disclosure in the In-Year and Annual Report Cost

Cost Containment In-Year Report Measures							
Measures	Budget	Amended	Q1	Q2	Q3	Q4	Savings
	R'000	R'000	R'000	R'000	R'000	R'000	R'000
Use of consultants	4 313 594,61	4 313 594,61	12 962,97	16 618,40		-	29 581,36
Vehicles used for political office -bearers	2 100 000,00	2 100 000,00	29 112,90	54 657,40	-	-	83 770,30
Travel and subsistence	334 896,15	334 896,15	-	58 345,71		-	58 345,71
Domestic accommodation	1 695 564,63	1 695 564,63	12 865,96	40 806,40		-	53 672,36
Sponsorships, events and catering	1 594 411,98	1 594 411,98	8 581,34	3 389,21		-	11 970,55
Communication	1 060 535,12	1 060 535,12	3 680,44	3 956,58		-	7 637,02
Other related expenditure items	1 407 372,29	1 407 372,29	8 374,99	3 992,68		-	12 367,67
Total	12 506 374,78	12 506 374,78	75 578,60	181 766,38	-	-	257 344,98

Cost Containment Annual Report				
Cost Containment Measures	Budget	Amended	Total Expenditure	Savings
	R'000	R'000	R'000	R'000
Use of consultants	4 313 594,61	4 313 594,61	4 284 013,24	29 581,36
Vehicles used for political office -bearers	2 100 000,00	2 100 000,00	2 016 229,70	83 770,30
Travel and subsistence	334 896,15	334 896,15	276 550,44	58 345,71
Domestic accommodation	1 695 564,63	1 695 564,63	1 641 892,27	53 672,36
Sponsorships, events and catering	1 594 411,98	1 594 411,98	1 582 441,43	11 970,55
Communication	1 060 535,12	1 060 535,12	1 052 898,10	7 637,02
Other expenditure items	1 407 372,29	1 407 372,29	1 395 004,62	12 367,67
Total	12 506 374,78	12 506 374,78	12 249 029,80	257 344,98

**REPORT ON MUNICIPAL STANDARD CHART OF ACCOUNTS FOR THE PERIOD
ENDED DECEMBER 2025**

AUTHOR	:	mSCOA Project Manager
Levels	:	1 st Level – mSCOA Committee
	:	2 ND Level- MANCO
	:	3 RD Level-FINCO
	:	4 TH Level-EXCO
	:	5 TH Level-Council

1. PURPOSE

To report the progress on mSCOA implementation to the committees and council

2. LEGAL REQUIREMENTS BACKGROUND

The minister of finance promulgated Government Gazette N. 37577, Municipal Regulations on standard Chart of Accounts (mSCOA), on 22 April 2014.

The objective of the regulations is to provide a national standard for uniform recording and classification of municipal budget and financial information at a transaction level by providing a standard chart of accounts. Enable uniform information set across the whole of government to better inform national policy coordination and reporting, benchmarking and performance measurements. In accordance with regulations all municipalities and municipal entities are required to be mSCOA compliance with effect from the by 01 July 2017.

Section 62(1) reads in conjunction with Section 63(2)(a) of the Municipal Financial Management Act, Act No. 56 of 2003 (MFMA) , task the accounting officer of the municipality, herewith referred to as the Municipal Manager (MM), with managing of the financial administration of the municipality as well as with maintaining a management, accounting and information system that accounts for the assets and liabilities. Therefore, the MM has the overall responsibility to manage the successful implementation of the MSCOA project within the municipality, to ensure compliance. However, the MM can, acting within the ambit of the law and prescripts, delegate some of the responsibilities.

Change Management

- On-going awareness to all Municipal officials to ensure that mSCOA is a Municipal wide reform and relates not only to the Budget and Treasury Office, but everyone, including Council and even External Stakeholders such as Service Providers.
- We have tried to ensure that the entire Municipality begins to appreciate and see the benefits of mSCOA since the start of the project.

Identification and nomination of the mSCOA Steering Committee Team

- Mr Wela has been appointed as the mSCOA Project Manager as the official who was the Project Manager has been appointed as the CFO.
- Signed appointment letters for all mSCOA Steering Committee members
- Appointment of system vendor to assist with implementation
- Terms of Reference for mSCOA Steering Committee were approved.
- The mSCOA Steering Committee Team consists of several officials from different departments and different units.

Functionality of the mSCOA Steering Committees

- Items on the agenda were covered as per the Treasury expectations,
 - increasing mSCOA awareness at the municipality,
 - Progress update.
- It was agreed that the ICT and mSCOA Steering Committee should sit on the same day as items discussed in these meetings are interrelated. `
- MSCOA remains a standing line item in all management meetings, portfolio committees and departmental meetings.
- It was also resolved that members from these committees should be allowed to send representatives from their departments/units if they would not be able to attend the meeting.

Milestones for the period ended 31 December 2025

The following are the milestones that have been achieved by the municipality:

- Registration of Budget staff and IDP staff on the SAMRAS Web for capturing of Budget and IDP
- Submission of 2025/26 MSCOA Budget to National Treasury LG Portal
- Submission of 2025/26 IDP to National Treasury LG Portal
- Review of MSCOA Implementation Plan
- SCM Web module implemented and working (procurement up to R 300 000).
- Establishment of mSCOA project steering committee and appointment of project implementation team.
- Appointment of Project Manager
- Appointment of system vendor to assist with implementation
- Capturing of budget to seven mSCOA segments using the latest version
- Registering on LG-portal in order to submit mSCOA budget & log queries
- Evaluating the current financial management system
- Approval of the TOR
- Submission of monthly, quarterly and annual reports directly extracted from the system in line with mSCOA prescripts
- Monthly meetings with SAMRAS to discuss progress on implementation of SCM Module.
- The municipality had a meeting with finance system service provider to discuss progress on implementation of outstanding modules and presentations with demos were done by the service provider.

- Asset Management Unit with SAMRAS has started the set-ups on the system for the implementation of the asset management module.
- ICT officials attended SAMRAS training for Administrators to reduce reliance on the service providers, be able to provide on-time administrative support and able to clear and prevent common errors on the system.

3. LABOUR IMPLICATIONS

There is no additional labour implication

4. FINANCIAL IMPLICATIONS

Budget provisions were made in the 2025/2026 financial year for the MSCOA project.

5. Challenges

- No challenges noted during the period.

7. RECOMMENDATIONS

That the report be noted by the committees and council

Monthly Salaries Report

1. Purpose
To inform the Executive Council of the salaries and wages expenditure for the month of December 2025 terms of Section 66 of the Municipal Finance Management Act Guidance
2. OVERVIEW OF DECEMBER 2025 SALARIES AND WAGES

2.1 Salaries and Wages for the month of December 2025

DESCRIPTION	ORIGINAL BUDGET	MONTHLY BUDGET	MONTH ACTUAL	YTD ACTUAL	MONTHLY % SPENT	YTD % SPEND
SALARIES	73,413,253.00	6,117,771.08	R 5,337,998.50	R 33,055,338.08	87%	45%
EPWP	4,942,900.00	411,908.33	R 313,644.71	R 1,690,374.88	76%	34%
LONG SERVICE AWARD	842,000.00	70,166.67	R 8,281.90	R 308,553.95	12%	37%
TRAVEL ALLOWANCES	1,174,230.00	97,852.50	R 46,401.47	R 278,408.82	47%	24%
LEAVE PAY	1,124,118.00	93,676.50	R 9,027.74	R 184,752.01	10%	16%
OVERTIME	2,776,242.00	231,353.50	R 43,886.67	R 869,042.94	19%	31%
PENSION FUND CONTRIBUTION	10,867,436.00	905,619.67	R 806,219.32	R 5,005,865.79	89%	46%
BONUS	4,695,362.00	391,280.17	R 4,697,033.18	R 4,795,450.87	1200%	102%
HOUSING SUBSIDY	965,120.00	80,426.67	R 19,665.72	R 117,994.32	24%	12%
SUBSISTANCE AND TRAVEL	850,380.00	70,865.00	R 13,290.17	R 261,550.44	19%	31%
COUNCILLOR'S SALARY ALLOWANCE	10,861,094.00	905,091.17	R 795,059.04	R 5,148,118.56	88%	47%
COUNCILLOR'S TRAVEL ALLOWANCE	948,882.00	79,073.50	R 66,249.78	R 397,498.68	84%	42%
COUNCILLOR'S CELL PHONE ALLOWANCE	1,423,631.00	118,635.92	R 109,993.00	R 643,187.00	93%	45%
COUNCILLOR'S PENSION	1,265,139.00	105,428.25	R 105,612.49	R 642,346.63	100%	51%
UIF	2,380,747.00	198,395.58	R 46,193.85	R 264,118.08	23%	11%
SDL	1,036,141.00	86,345.08	R 111,723.15	R 454,637.27	129%	44%
MEDICAL AID CONTRIBUTION	4,430,362.00	369,196.83	R 345,159.84	R 2,062,745.30	93%	47%
BARGAIN COUNCIL LEVIES	78,659.00	6,554.92	R 2,861.40	R 17,508.40	44%	22%
TOTAL	124,075,696.00	10,339,641.33	R 12,878,301.93	56,197,492.02	125%	45%

Prepared By: 

Reviewed By: 

Payroll Reconciliation for December 2025

Vote Number	Description	Payroll Module	General Ledger	Variance	Journal Processed
	Employee Salary	5246403.69	5246403.69	R 0.00	
	Sitting Allowance				
	Standby	91594.81	91594.81	R 0.00	
	EPWP Stipend	R 313 644.71	R 313 644.71	R 0.00	
	Overtime	R 43 886.67	R 43 886.67	R 0.00	
	Leave Paid	R 9 027.74	R 9 027.74	R 0.00	
	Annual Bonus	R 4 697 033.18	R 4 697 033.18	R 0.00	
	Long Service Bonus	R 8 281.90	R 8 281.90	R 0.00	
	Subsistance And Travel	R 13 290.17	R 13 290.17	R 0.00	
	Travel Allowance Section 57	R 46 401.47	R 46 401.47	R 0.00	
	Housing Allowance	R 19 665.72	R 19 665.72	R 0.00	
	Bargaining Council levies	R 2 861.40	R 2 861.40	R 0.00	
	UIF	R 46 193.85	R 46 193.85	R 0.00	
	Skills Levy	R 111 723.15	R 111 723.15	R 0.00	
	Provident Pension Fund	R 806 219.32	806 219.32	R 0.00	
	Medical Aid	345 159.84	345 159.84	R 0.00	
	Remuneration for Councillors				
	Council Allowance	R 795 059.04	R 795 059.04	R 0.00	
	Travel Allowance Cllrs	R 66 249.78	R 66 249.78	R 0.00	
	Cellphone Allowance	R 109 993.00	R 109 993.00	R 0.00	
	Pension Cllrs	R 105 612.49	R 105 612.49	R 0.00	
		R 12 878 301.93	R 12 878 301.93	R 0.00	
	Difference			-	

Prepared by

Verified by



Disclosures Concerning Councillors, Directors and Senior Officials 2025/2026

	Mayor 619	Deputy Mayor 3930	Speaker 636	MTHEMB U Whip 3927	Section 79 Committee Chairperson n,631,621	Executive councillors 3937,628	Councillors	Municipal Manager 169	Chief Financial Officer 1099	Community Manager 2991	Manager Corporate Services 166	Planning and Development Manager 960	PWBS Manager 5023
Salaries and Wages R'000													
Normal	R 54 760,14	R 64 779,41	R 44 156,00	R 22 484,84	R 57 192,74	R 74 429,40	R 445 643,40	79 434,27	80 919,20	75 802,51	82 186,84		64 901,04
ACTING ALLOWANCE													
GRATUITY													
BONUSES													
BACK PAY													
LONG SERVICE BONUS													
LEAVE PAID OUT													
PERFORMANCE BONUS													
Contributions R'000													
Pensions	8 214,02		6 623,40	R 3 372,72	R 8 578,90	R 11 164,40	R 63 504,08	14 298,17					
Medical Aid								2 567,40					
SALSBIC													
UIF								177,12	177,12	177,12	177,12		177,12
SKILLS LEVY													
Allowances R'000													
Travel and Motor Car	R 18 000,00		R 14 000,00	R 8 022,85		R 8 022,85	R 18 204,08	15 000,00	10 000,00		10 500,00		10 901,47
DATA CARD	R 317,00	R 317,00	R 317,00	R 317,00	R 634,00	R 634,00	R 6 340,00						
CELLPHONE	R 3 600,00	R 3 600,00	R 3 600,00	R 3 600,00	R 7 200,00	R 7 200,00	R 72 000,00		R 1 767,11				
Housing Benefits and Allowances R'000													
Loans and Advances R'000													
Other Benefits and Allowances R'000													
Arrears Owed to Municipality													
TOTAL	R 84 891,16	R 68 696,41	R 68 696,40	R 37 797,41	R 73 605,64	R 101 450,65	R 605 691,56	R 111 476,96	R 92 863,43	R 75 979,63	R 92 863,96	R 0,00	R 75 979,63
	R 84 891,16	R 68 696,41	R 68 696,40	R 37 797,41	R 73 605,64	R 101 450,65	R 605 691,56	R 111 476,96	R 92 863,43	R 75 979,63	R 92 863,96	R 0,00	R 75 979,63
Grand Total													R 1 489 992,84

PREPARED BY

REVIEWED BY



A Better Place for All

Expenditure Management Report

Second Quarter December 2025

EXPENDITURE MANAGEMENT REPORT FOR THE PERIOD OF DECEMBER 2025

AUTHOR : Chief Financial Officer(MP)

Levels : 1st Level –MANCO
 : 2NDLevel- Committee
 : 3RD Level-Exco
 : 4th Level-Council

2. PURPOSE

To report to the committee on the payments made during the month of December 2025

3. LEGAL REQUIREMENTS

- MFMA Act NO .56 of 2003

4. BACKGROUND AND REASONING

The accounting officer of a municipality is responsible for the management of the expenditure of the municipality. The accounting officer must take all reasonable steps to ensure that the municipality has and maintains an effective system of expenditure control, including procedures for approval, authorisation, withdrawal and payments of funds

The accounting officer must also make sure that the municipality has and maintains a system of internal control in respect of creditors and payments, that payments by the municipality are made directly to the person to whom it is due unless agreed otherwise for reasons as may be prescribed, and that all money owing by the municipality be paid within 30 days of receiving the relevant invoice or statement, unless prescribed otherwise for certain categories of expenditure.

5. FINANCIAL IMPLICATIONS

No financial implications

6. STAFF IMPLICATIONS

No staff implications

7. Annexures

- Payment listing DR Nkosazana Dlamini Zuma Municipality
- Top ten creditors
- Free basic electricity

8. RECOMMENDATIONS

That this report noted by the committee

LIST OF PAYMENTS MADE IN THE MONTH OF DECEMBER 2025		DR NKOSAZANA DLAMINI ZUMA LOCAL MUNICIPALITY				
NO	SUPPLIER NAME	DESCRIPTION	AMOUNT	DATE OF INVOICE	PAYMENT DATE	COMPLIANCE
1	Shardesh Sewlal	Glenmaize hall ward 14 certificate 4	72,254.56	19/11/2025	1/12/2025	Yes
2	Zashuke Homeboys	Payment of R2000 per artist that performed during 1st Round IDP Roadshows	2,000.00	17/11/2025	1/12/2025	Yes
3	Bg Mazongolo Construction	Phosane Community hall certificate 4	924,782.01	19/11/2025	1/12/2025	Yes
4	Amatshishi Amahle	Payment of R2000 per artist that performed during 1st Round IDP Roadshows	2,000.00	17/11/2025	1/12/2025	Yes
5	Uthuli Lwezicwe	Artist that performed during the 1st round IDP Roadshows	2,000.00	17/11/2025	2/12/2025	Yes
6	Mathutha Trading	Supply and delivery of disaster management relief (plastic sheets,blankets,sponges)	24,150.00	21/11/2025	2/12/2025	Yes
7	ML Industries	Review of the Municipal Spatial Development Framework for the Dr. Nkosazana Dlamini Zuma Local Municipality-Phase 4 spatial proposals	165,000.00	20/11/2025	2/12/2025	Yes
8	Duma Nkosinathi	Voucher prizes (Achievements & awards) for the top five athletes from ndz municipality who performed very well during 2025 comrades Marathon	5,000.00	17/11/2025	3/12/2025	Yes
9	MA Xaba	Tyre repairs of 3 Municipal Vehicles	560.00	12/11/2025	3/12/2025	Yes
10	Ubuhle besu Projects	Tars valley housing projects (planning) certificate 4	285,610.00	11/11/2025	3/12/2025	Yes
11	Sombizi Holdings	Request to place an advert in the National, Provincial Newspaper for a senior manager and publication of the Valuation roll project on the local newspaper.	149,282.12	20/11/2025	3/12/2025	Yes
12	Risenathi Trading	Request for wireless headsets with noise SA Radebe,N Thusini and 3 Committee Officers	7,800.00	20/11/2025	3/12/2025	Yes
13	Amagqisha	Artist that performed during the 1st round IDP Roadshows	2,000.00	17/11/2025	3/12/2025	Yes
14	Sosibo Mbongeni	Voucher prizes (Achievements & awards) for the top five athletes from ndz municipality who performed very well during 2025 comrades Marathon	5,000.00	17/11/2025	3/12/2025	Yes
15	Mthembu Bongmusa	Voucher prizes (Achievements & awards) for the top five athletes from ndz municipality who performed very well during 2025 comrades Marathon	5,000.00	17/11/2025	3/12/2025	Yes
16	Shardesh Sewlal	Design, oversee & manage Ekupholeni creche certificate 4	34,907.99	10/11/2025	3/12/2025	Yes
17	Ithemba Lomama	Artist that performed during the 1st round IDP Roadshows	2,000.00	17/11/2025	3/12/2025	Yes
18	Speedy Locksmith	Change of strong room key at Himeville office(Finance cashie & Licencing)	7,909.70	20/11/2025	3/12/2025	Yes
19	Ntshengula Trading	Supply of gift vouchers for back to school	83,914.60	21/11/2025	3/12/2025	Yes
20	Fleetside Trading	Requisition for the provision petrol for the traffic unit trailer.	1,586.24	12/11/2025	3/12/2025	Yes
21	Baithupi Executive	Accomodation for Thusini,Mazibuko,Gwala,Dlamini and Mchunu	18,355.00	20/11/2025	3/12/2025	Yes
22	Reat Travel	Accomodation for Mr Dlamini, CLLR Hadebe K, Phungula S and Xaba S	14,715.00	20/11/2025	3/12/2025	Yes
23	Mncaphayi Holding	Cater for SOD turning of jacksen street causway bridge ward10	22,200.00	20/11/2025	3/12/2025	Yes

24	MHRB Trading	Collection for October 2025, collected at 12% commission	32,587.64	12/11/2025	3/12/2025	Yes
25	Ukwazi Home Development	Renewal of gravel access roads certificate 1, ward 5, 6 and 14 for a period of 30 days.	1,424,850.00	7/11/2025	4/12/2025	Yes
26	Zamani Isigenkile	Artist that performed during the 1st round IDP Roadshows	2,000.00	17/11/2025	4/12/2025	Yes
27	Ngcobo Velani	Voucher prizes (Achievements & awards) for the top five athletes from ndz municipality who performed very well during 2025 comrades Marathon	5,000.00	17/11/2025	4/12/2025	Yes
28	Mdiangathi SZ	Voucher prizes (Achievements & awards) for the top five athletes from ndz municipality who performed very well during 2025 comrades Marathon	5,000.00	17/11/2025	4/12/2025	Yes
29	Kwazulu Natal	Reversal of motor transport funds paid to Municipality bank account on the 22 October 2025	106.80	3/12/2025	4/12/2025	Yes
30	Dlamini B	Request for a payment refund to Mr B Dlamini (Senior Foreman) with employment no.: 33 for his PDP renewal	700.00	12/11/2025	4/12/2025	Yes
31	Baithaupi Executive Travel Agency CC	Accommodation for Xaba S, Dlamini S, Nzimande B, Mayor Msomi PS, Shabalala T, Thusini N, Mazibuko J, Gwala S and Mchunu GK.	14,957.25	20/11/2025	4/12/2025	Yes
32	VE Dlamini	Audit and performance audit committee meeting preparation and audit and performance audit committee meeting-24 Novemebr 2025,risk management preparation and meeting 19 November 2025	16,390.00	3/12/2025	5/12/2025	Yes
33	Ndu B Trading	Cater for SOD turning of Ndlangisa Pedestrian Bridge in ward 5 on the 08 November 2025	13,500.00	21/11/2025	5/12/2025	Yes
34	Masakhekulunge Projects	Design, oversee & manage Half MYRight Pedestrian Bridge certificate 1	162,623.04	20/11/2025	5/12/2025	Yes
35	Izwelonke Electrical	Supply, installation and delivery of one Horizontal baling machine for PWBS and they have cession with akura	260,025.00	17/11/2025	5/12/2025	Yes
36	Shardesh Sewlal	Design, oversee & manage Jackson Street Causeway certificate 2	303,951.35	20/11/2025	5/12/2025	Yes
37	Akura	Supply, installation and delivery of one Horizontal baling machine for PWBS	221,975.00	17/11/2025	5/12/2025	Yes
38	Masakhekulunge Projects	Design, oversee & manage Nwasahlobo Pedestrian Bridge certificate 1	289,572.37	20/11/2025	5/12/2025	Yes
39	Baithaupi Executive Travel Agency CC	Accommodation for Nkandi B, Zuma L and Chiya M	10,440.00	20/11/2025	9/12/2025	Yes
40	Nombali Molefe	refund for hall hire	1,000.00	24/11/2025	9/12/2025	Yes
41	Puff Emergency Services	Maintenance of 68 and himeville office certificate 3	247,560.50	10/11/2025	9/12/2025	Yes
42	Bg Mazongolo Construction	Ekupholeni creche certificate 3	386,170.00	3/12/2025	9/12/2025	Yes
43	Magubane Plant Hire	Himeville Township Asphalts p1 retention pd certificate 7	495,294.65	17/12/2025	9/12/2025	Yes
44	Magubane Plant Hire	Himeville Township Asphalts p1 retention pd certificate 8	247,647.33	17/12/2025	9/12/2025	Yes
45	Bg Mazongolo Construction	posane Community hall certificate 5	608,865.20	3/12/2025	9/12/2025	Yes
46	Cab Holdings	Postage to mailing services actual postage October 2025 statements and processing to printing services.	39,623.83	1/12/2025	10/12/2025	Yes
47	Ukwazi Home Development	Repairs and maintenance of Gravel access roads certificate 1 in ward 4, 6, 10 and 15	1,938,900.00	21/11/2025	10/12/2025	Yes
48	SL Debt Recovery	Debt recovery services period: November 2025	3,912.65	5/12/2025	10/12/2025	Yes


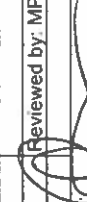
49	Keybullet Trading	Gater for Harry Gwala District public participation forum meeting at Bulwer emergency center	5,000.00	20/11/2025	10/12/2025	Yes
50	Ndlumiso Ngcobo	Travel for Ngcobo attending arbitration between ndz and Mr N Diamini from Himeville SAPS to Durban using Toyota Hilux single cab 2.5 diesel	2,289.85	5/12/2025	10/12/2025	Yes
51	Mobile Telephones	Cellphones for May, June, August, September and October 2025	1,265,198.72	20/11/2025	10/12/2025	Yes
52	Underberg and Himeville Taxi Association	Transported by 1x22 seater taxi from ward 4 and ward 6 to Ixopo attended disability games on 13 November 2025 and return them on the same day.	6,200.00	20/12/2025	10/12/2025	Yes
53	Bulwer & Donnybrook Taxi Association	One 22 seater midi bus transported uBimbi Lwamabutho Programme to Umsunduzi Municipality on the 15 November 2025	6,000.00	3/12/2025	10/12/2025	Yes
54	Zulu S	Request for a payment refund to Zulu S with employment no. 33 for his PDP	660.00	12/11/2025	10/12/2025	Yes
55	FMA Engineers	Ndlangisa Pedestrian bridge certificate 4	111,085.79	21/11/2025	10/12/2025	Yes
56	Sinohydro Construction	Environmental Consultants to external Audit Creighton Disposal site and Himeville transfer station certificate 2	127,995.00	18/11/2025	10/12/2025	Yes
57	Fleetside Trading	Requisition for the provision of petrol for fire emergency services.	1,650.00	15/12/2025	10/12/2025	Yes
58	Baitshaupi Executive Travel Agency CC	Accommodation for Mchunu GK, Mr Vezi NC, Thusini N and Chiliza S.	25,453.52	20/11/2025	10/12/2025	Yes
59	Earlyworks	Provision of telephone for a period of 3 years	52,947.50	3/12/2025	10/12/2025	Yes
60	MHRB Trading	Collection for November 2025 @ 12% commission	5,487.17	5/12/2025	10/12/2025	Yes
61	TM and Z Trading	Cater forSMMES & Co operatives profiling project	4,190.00	3/12/2025	10/12/2025	Yes
62	Baitshaupi Executive Travel Agency CC	Accommodation for Mr Vezi NC and Ndz officials.	31,550.00	20/11/2025	10/12/2025	Yes
63	Real Travel.	Conference for 7 BC Members	16,950.00	8/12/2025	10/12/2025	Yes
64	Inkathazo Group	Hire 2 vip toilets for 16 days of activism	5,800.00	3/12/2025	10/12/2025	Yes
65	Konika Minolta	Supply & maintenance of printing/photocopying machines for a period of 3 years-November invoices.	63,238.87	3/12/2025	10/12/2025	Yes
66	Ukwazi Home Development	TLB hired for demolishing illegal structures on the municipal land	33,925.00	12/11/2025	10/12/2025	Yes
67	Mhlongo Security	Provision of Security Services for a period of 3 years December invoices.	1,996,581.31	8/12/2025	10/12/2025	Yes
68	SL Debt Recovery	Debt recovery services for October 2025 and correction amount RJC GRAIG August 2025	44,317.64	27/11/2025	10/12/2025	Yes
69	Cost Effective	Cater for operation MBO at Sinegugu primary school	7,417.50	3/12/2025	10/12/2025	Yes
70	Nogandayi	Cater for disability day at Junction hall	28,999.80	2/12/2025	10/12/2025	Yes
71	Sakokuhle Suppliers	Procurement of chemicals	28,000.00	3/12/2025	10/12/2025	Yes
72	Phekula Trading	Sound system with generator hired for disability day at Junction hall	5,000.00	2/12/2025	10/12/2025	Yes
73	BPG Mass Appraisal	Appeal board meetings (vab) 37 reference BTO-B042/20/21	61,716.00	5/12/2025	10/12/2025	Yes
74	V Sibiya	APAC Meeting -quarterly meeting, preparation time and sitting allowance-24 November 2025	10,877.50	3/12/2025	10/12/2025	Yes
75	Enviroserv	Removal of waste from Himeville transfer station certificate 24	218,115.65	4/12/2025	10/12/2025	Yes

76 Ashley Gonzalves	Council meeting on the 10 October 2025 and Audit committee meeting on the 24 November 2025	16,390.00	3/12/2025	10/12/2025	Yes
77 Mathutha Trading	Supply and delivery of stationery	89,700.00	4/12/2025	10/12/2025	Yes
78 Baithaupi Executive Travel Agency CC	Accommodation for Chiliz S, Mkhize S, Mr Vezi NC, Mazibuko J and Majola T.	13,360.00	21/1/2025	10/12/2025	Yes
79 Sovanisa Project	Cater for SDF engagement session with COGTA	4,348.00	20/1/2025	10/12/2025	Yes

80	Amajulu Trading	Procurement of gifts packs for disability day at Junction	27,640.00	2/12/2025	10/12/2025	Yes
81	Chartered Institute of Government Finance	LC Molo membership 2025/26	1,280.00	3/12/2025	10/12/2025	Yes
82	Ukwazi Home Development	Renewal of Gravel access roads certificate 2 ward 5, 8 and 14	712,425.00	21/11/2025	10/12/2025	Yes
83	Simiso Ngidi	Audit and performance audit committee -sitting allowance and preparation allowance on 24 November 2025 REQUEST FOR PUBLICATION OF DEBTORS STATEMENT, ACTUARIAL VALUATION ON AND OTHER PROJECT IN A LOCAL NEWSPAPER.	9,732.50	3/12/2025	10/12/2025	Yes
84	Sombizi Holdings	Accommodation for Ndiz BTO delegates, 6 FMG intern and Mchunu GK.	24,576.01	9/12/2025	10/12/2025	Yes
85	Baithaupi Executive Travel Agency CC	Cater for ward committee meeting held at Bulwer Town Hall	16,455.00	2/11/2025	10/12/2025	Yes
86	Nlathakusa Admi	Accommodation for 6 Ndiz officials who attended Valuation appeal board hearing.	22,900.00	3/12/2025	10/12/2025	Yes
87	Baithaupi Executive Travel Agency CC	Procurement of two vehicles Mayor and Deputy Mayor	24,120.00	8/12/2025	11/12/2025	Yes
88	Bidvest Mccarthy	Accommodation for Msomi PS, Nzimande B, Sithole M, Dlamini M, Masuku M, Majola K and Ngubane S.	1,345,342.60	10/12/2025	12/12/2025	Yes
89	Baithaupi Executive Travel Agency CC	Accommodation for Ngcobo M, Mkhize N, Mr Taylor, Mbele K, Ndelu L, Basi N and flights for Mlotshwa T and Miya N	24,455.00	3/12/2025	12/12/2025	Yes
90	Real Travel	Cater for Samras web training at disaster centre	64,344.10	20/11/2025	12/12/2025	Yes
91	Luyamkelwa Construction	Glenmaize hall certificate 7 surety paid	1,500.00	10/12/2025	12/12/2025	Yes
92	Majiki Construction	Glenmaize hall certificate 6	509,938.75	3/12/2025	12/12/2025	Yes
93	Majiki Construction	Glenmaize hall certificate 8 retention paid	75,177.80	3/12/2025	12/12/2025	Yes
94	Majiki Construction	Creighton Library certificate 8 retention paid	254,969.38	3/12/2025	12/12/2025	Yes
95	Sibgem Partners	Bulwer town upgrade p2(informal trading) certificate4	216,694.50	8/12/2025	12/12/2025	Yes
96	FMA Engineers	request for a new chair for Mr NC Vezi	228,954.94	24/11/2025	12/12/2025	Yes
97	Remaue Office Furniture	Laptop for business licence officer	15,525.00	8/12/2025	15/12/2025	Yes
98	Aumsoft Technology	Request for a laptop & backpack for public participation intern.	113,172.42	11/12/2025	15/12/2025	Yes
99	Mathutha Trading	Accommodation for Memela X	29,900.00	10/12/2025	15/12/2025	Yes
100	Baithaupi Executive Travel Agency CC	External Audit fees for Nicole Meas, Shoba Nosihle, Kekeleto Molefe, Fanelesibonge Molefe, Simo Mpunguso, Ravindra Lutchman, Manelisi Njisane, Mzikayifani Buthelezi and Khaalid Isaacs	4,910.00	20/11/2025	15/12/2025	Yes
101	Auditor General	Gobhogobho Pedestrian Bridge certificate 2	1,704,231.65	12/12/2025	17/12/2025	Yes
102	TPA Consulting	7.4 Updating of valuation roll December 2025 and GIS Cadastral layer-December 2025	134,740.51	10/12/2025	17/12/2025	Yes
103	BPG Mess Appraisal	Honey sucking services ,Donnybrook public toilets,Bulwer community hall & Library ,Bulwer CSC,Bulwer taxi rank ,Jabulani Hall, Himeville Office,Himeville Licensing ,Himeville Animal pound and underberg taxi rank	6,024.85	12/12/2025	17/12/2025	Yes
104	Shemuntu and Sons	Environmental consultants to external audit Creighton disposal site and Himeville transfer station certificate 3	115,368.00	3/12/2025	17/12/2025	Yes
105	Sinohydro Construction		50,010.74	8/12/2025	17/12/2025	Yes

106	Fleetside Trading	Requisition for the provision of petrol for Himeville parks and open space, Underberg cemeteries and Himeville cemeteries 90 litres	5,940.00	11/12/2025	17/12/2025	Yes
107	The Perks Family	Rent and levy for December 2025	7,905.20	12/12/2025	17/12/2025	Yes
108	Amaphikankani	Payment of artist for their performance during the DR. NDZ Zonal Cultural competition	2,000.00	17/11/2025	17/12/2025	Yes
109	Shardesh Sewlal	Construction of Glenmaize hall ward 14 certificate 5	18,064.79	10/12/2025	19/12/2025	Yes
110	Bulwer & Donnybrook Taxi Association	One 15 seater mini bus transported community members who attended 16 days activism at Charles Community hall on 28 November 2025 and returned them on the same day.	16,000.00	15/12/2025	19/12/2025	Yes
111	Fleetside Trading	Requisition for the provision of petrol for fire fighter unit 75 ML	1,650.00	2/12/2025	19/12/2025	Yes
112	Baithaupti Executive Travel Agency CC	Accommodation for Majola T	2,176.00	15/12/2025	19/12/2025	Yes
113	Sawuti Trading	Construction of OSS House certificate 3	11,875.00	11/12/2025	19/12/2025	Yes
114	Puff Emergency Services	Concrete surfacing of underberg rd p4 certificate 8 retention	201,413.04	10/12/2025	19/12/2025	Yes
115	Ukwazi Home Development	Bulwer town upgrade p2(informal trading) certificate 2	668,308.49	10/12/2025	19/12/2025	Yes
116	Zamindlela Maduna	Cater for athletes at sani pass stagger marathon 08 November 2025	29,900.00	3/12/2025	19/12/2025	Yes
117	Mobile Telephones	Provision of internet services for a period of 3 years- November invoice.	78,764.18	3/12/2025	19/12/2025	Yes
118	Mark Povall	Preparation, meeting attended and draft of R,OD for Kwasawoti/Mgcobo's farm housing application.	1,761.00	15/12/2025	19/12/2025	Yes
119	Celsius Farenhet Engineering	Matofia hall certificate 12 retention paid	274,079.21	17/12/2025	19/12/2025	Yes
120	Puff Emergency Services	Maintenance of 68 and himeville office certificate 4 reten paid	46,604.04	17/12/2025	19/12/2025	Yes
121	Manitk IT Solutions	Hosting of emails & website (1 September 2025 to 31 December 2025) Hosting of ndz.gov.za domain (1 September 2025 to 31 December 2025) and support for heldesk system	109,020.00	17/12/2025	19/12/2025	Yes
122	BAV Consulting	Develop design for proposed Bulwer landfill certificate 3	171,303.25	17/12/2025	19/12/2025	Yes
123	Bulwer & Donnybrook Taxi Association	One 22 seater midi bus, one 22 seater and three 15 seater transported community members who attended disability day at Junction community hall on 20 November 2025. One 22 seater midi bus (from Nkwezela and Shalisi) , one 22 seater (from Macabazini hall) and three 15 seater (from Bhidla, Mangophozo)	14,000.00	15/12/2025	19/12/2025	Yes
124	Sinoncedo Trading	Certificates and frames for waroom awards	30,000.00	15/12/2025	19/12/2025	Yes
125	Namhla Sophia	Catering for 200 people who attended Umkhosi Wokukhumbula Inkosi yakwa Duma on the 28 October 2025 Kwathunzi at 10am	5,225.00	21/11/2025	19/12/2025	Yes
126	Keybullet Trading	Cater for officials attending the programme to render services at Sonyongwana hall	9,999.00	15/12/2025	19/12/2025	Yes
127	Sombizi Holdings	Request to place an advertisement for the following positions on one newspaper.	33,815.11	15/12/2025	19/12/2025	Yes
128	Sawuti Trading	Installation and partitioning of dryhall	43,774.00	10/12/2025	19/12/2025	Yes
129	Real Travel	Flights for Mncwabe B and Miya N	13,309.78	20/11/2025	19/12/2025	Yes
130	Shibilika Trading	Supply and delivery of nylon	21,300.00	10/12/2025	19/12/2025	Yes

131	TM and Z Trading	Cater for 16 days of activism	25,500.00	15/12/2025	19/12/2025	Yes
132	Lungelo Dlamini	Casual workers to assist in preparation of kilmon horse racing harry gwala summer cup	4,070.00	17/12/2025	19/12/2025	Yes
133	Mkhombiseni Mnguni	Casual workers to assist in preparation of kilmon horse racing harry gwala summer cup	4,070.00	17/12/2025	19/12/2025	Yes
134	Nkululeko Ndlangisa	Casual workers to assist in preparation of kilmon horse racing harry gwala summer cup	4,070.00	17/12/2025	19/12/2025	Yes
135	Banele Construction	Supply and delivery of Salga Games apparel on the 8th December 2025. 42 Tracksuits, 42 Shorts, 42 Sportbags, 42 Backpacks, 42 Golf -shirts and 42 Cricket hats.	85,008.00	18/12/2025	19/12/2025	Yes
136	Ncinza Trading	Cater for Exco meeting	7,008.00	15/12/2025	19/12/2025	Yes
137	Gabade Dlamini	Casual workers to assist in preparation of kilmon horse racing harry gwala summer cup	4,070.00	17/12/2025	19/12/2025	Yes
138	Qinisile Mnguni	Casual workers to assist in preparation of kilmon horse racing harry gwala summer cup	4,070.00	17/12/2025	19/12/2025	Yes
139	Mzokhanyayo Mnguni	Casual workers to assist in preparation of kilmon horse racing harry gwala summer cup	3,885.00	17/12/2025	19/12/2025	Yes
140	Mathutha Trading	Service and refill fire extinguishers	94,645.00	15/12/2025	19/12/2025	Yes
141	Baiithaupi Executive Travel Agency CC	Accommodation for Zuma L, Mbanjwa W, Nzimande B, Zondi S and Mayor Msomi PS.	14,775.00	15/12/2025	19/12/2025	Yes
142	Nlathakusa Admin Solutions	Cater for Local Tourism forum meeting	4,175.00	12/12/2025	19/12/2025	Yes
143	Real Travel	Accommodation for Majola T	7,780.00	15/12/2025	19/12/2025	Yes
144	Inqubekelo	Food parcel for OSS House handover	2,635.00	3/12/2025	19/12/2025	Yes
145	Nomzamo Mnguni	Casual workers to assist in preparation of kilmon horse racing harry gwala summer cup	4,070.00	17/12/2025	19/12/2025	Yes
146	Nlando Linda	Casual workers to assist in preparation of kilmon horse racing harry gwala summer cup	4,070.00	17/12/2025	19/12/2025	Yes
147	Ba Odile Dlamini	Casual workers to assist in preparation of kilmon horse racing harry gwala summer cup	4,070.00	17/12/2025	19/12/2025	Yes
148	Amajuju Trading	Cater for handing over of security certificates and drivers licenc	16,300.00	15/12/2025	19/12/2025	Yes
149	Wosiya Projects	Cater for world aids day Zidweni hall	29,900.00	15/12/2025	19/12/2025	Yes
150	Makhamahle Trading	Cater for world aids day Zidweni hall	8,130.00	15/12/2025	19/12/2025	Yes
151	Andiswa Dlamini	Casual workers to assist in preparation of kilmon horse racing harry gwala summer cup	4,070.00	17/12/2025	19/12/2025	Yes
152	Andiswa Mnguni	Casual workers to assist in preparation of kilmon horse racing harry gwala summer cup	4,070.00	17/12/2025	19/12/2025	Yes
153	Delisile Dlamini	Casual workers to assist in preparation of kilmon horse racing harry gwala summer cup	4,070.00	17/12/2025	19/12/2025	Yes
154	Lucia Linda	Casual workers to assist in preparation of kilmon horse racing harry gwala summer cup	4,070.00	17/12/2025	19/12/2025	Yes
155	Andile Mnguni	Casual workers to assist in preparation of kilmon horse racing harry gwala summer cup	4,070.00	17/12/2025	19/12/2025	Yes
156	Aneliswa Mtolo	Casual workers to assist in preparation of kilmon horse racing harry gwala summer cup	4,070.00	17/12/2025	19/12/2025	Yes
157	Nozipho Sosibo	Casual workers to assist in preparation of kilmon horse racing harry gwala summer cup	4,070.00	17/12/2025	19/12/2025	Yes

158	Nkululeko Mbanjwa	Casual workers to assist in preparation of kilmon horse racing	4,070.00	17/12/2025	19/12/2025	Yes
159	Buyisile Langa	harry gwala summer cup	4,070.00	17/12/2025	19/12/2025	Yes
160	Bongeka Khuboni	Casual workers to assist in preparation of kilmon horse racing	4,070.00	17/12/2025	24/12/2025	Yes
161	Nduna Organisation	Supply and delivery of sport equipment for training & camps	237,900.00	22/12/2025	24/12/2025	Yes
162	Thandiwe Jama	Casual workers to assist in preparation of kilmon horse racing	3,330.00	17/12/2025	24/12/2025	Yes
163	Eskom Bulwer Pholela streetlight	harry gwala summer cup	3,985.10	22/12/2025	24/12/2025	Yes
164	Eskom free basic electricity	December statements	86,412.86	22/12/2025	24/12/2025	Yes
165	Eskom animal pound	December statements	5,915.99	22/12/2025	24/12/2025	Yes
166	Eskom streetlight creighton	December statements	4,768.98	22/12/2025	24/12/2025	Yes
167	Eskom old Post Office	December statements	1,772.29	22/12/2025	24/12/2025	Yes
168	Eskom creighton Local Authority	December statements	12,304.69	22/12/2025	24/12/2025	Yes
169	Eskom Creighton	December statements	10,211.53	22/12/2025	24/12/2025	Yes
170	Eskom creighton rural dumpsite	December statements	2,956.93	22/12/2025	24/12/2025	Yes
171	Eskom health committee office	December statements	16,694.71	22/12/2025	24/12/2025	Yes
172	Eskom creighton office near animal pound	December statements	7,947.62	22/12/2025	24/12/2025	Yes
173	Eskom capital building	December statements	43,495.76	22/12/2025	24/12/2025	Yes
174	Eskom streetlight 130 Bulwer	December statements	4,911.80	22/12/2025	24/12/2025	Yes
175	Eskom streetlight 131 Bulwer	December statements	6,844.36	22/12/2025	24/12/2025	Yes
176	Eskom underberg taxi rank	December statements	8,331.68	22/12/2025	24/12/2025	Yes
177	Eskom shopping complex opposite sportground	December statements	3,964.76	22/12/2025	24/12/2025	Yes
178	Eskom himeville area	December statements	5,210.31	22/12/2025	24/12/2025	Yes
179	Eskom bulwer	December statements	7,566.86	22/12/2025	24/12/2025	Yes
180	Eskom bulwer taxi rank	December statements	5,454.11	22/12/2025	24/12/2025	Yes
181	Eskom kilmon horse racing	December statements	1,596.13	22/12/2025	24/12/2025	Yes
182	Eskom disastor centre	December statements	13,766.59	22/12/2025	24/12/2025	Yes
183	Eskom public toilets	December statements	389.30	22/12/2025	24/12/2025	Yes
184	Eskom bulwer csc	December statements	32,696.21	22/12/2025	24/12/2025	Yes
185	Eskom museum on lot36 himeville	December statements	4,462.14	22/12/2025	24/12/2025	Yes
186	Eskom streetlight himeville	December statements	10,122.07	22/12/2025	24/12/2025	Yes
187	Eskom streetlight underberg	December statements	11,550.81	22/12/2025	24/12/2025	Yes
188	Eskom Bulwer hall and Library	December statements	17,791.88	22/12/2025	24/12/2025	Yes
189	Eskom himeville travel agency	December statements	6,611.83	22/12/2025	24/12/2025	Yes
			21,365,668.79			
	Prepared :NR Dlamini	Reviewed by: MP Mtungwa				
	Signature: 	Signature: 				

DR NKOSAZANA DLAMINI ZUMA LOCAL MUNICIPALITY
REPORT FOR CREDITORS PAID WITHIN 30 DAYS IN THE 2ND QUARTER

Months	Number of Payments	COMPLIED	NOT COMPLIED	PERCENT
October	132	132	0	100%
November	90	90	0	100%
December	189	189	0	100%

Prepared by: NR Dlamini

Signature:  _____

Review by: MF Mtungwa

Signature:  _____

MUNICIPALITY	ACCT_ID	NAME	ADDRESS	VAT_RATE	CLAIMED	CLAIM	TC
1 Dr Nkosazana Zuma Municipality	5012143868	MBANJWA ZIBALELE	AMAKUZA UNDERBURG KZN	15	109.715	16.4572	126.1722
2 Dr Nkosazana Zuma Municipality	5044765234	NDLOVU MTHABISENI	STEPMORE	15	109.715	16.4572	126.1722
3 Dr Nkosazana Zuma Municipality	5077117484	MGOZA LULU LILIAN	KWATHUNZI NKOTHWENI UNDERBERG KZN	15	109.715	16.4572	126.1722
4 Dr Nkosazana Zuma Municipality	5088942420	STHOLE NOMUSA	SOKHELA S1 IXOPO KZN OU	15	109.715	16.4572	126.1722
5 Dr Nkosazana Zuma Municipality	5114138069	ZUMA AGNES	SOKHELA S1 IXOPO KZN OU	15	109.715	16.4572	126.1722
6 Dr Nkosazana Zuma Municipality	5114923946	DLAMINI LUNGISANI MLUNGISI	AMAKUZA UNDERBURG KZN	15	109.715	16.4572	126.1722
7 Dr Nkosazana Zuma Municipality	5115198729	PHUNGULA ANNACLETA BUSISWE	AMAKUZA UNDERBURG KZN	15	109.715	16.4572	126.1722
8 Dr Nkosazana Zuma Municipality	5128347633	DLAMINI NOMPUMELELO	AMAKUZA UNDERBURG KZN	15	109.715	16.4572	126.1722
9 Dr Nkosazana Zuma Municipality	5134235247	MADIBA BONAKELE	SOKHELA S1 IXOPO KZN OU	15	109.715	16.4572	126.1722
10 Dr Nkosazana Zuma Municipality	5151069131	MOLEFE MAVIS MAKATSHENG	STEPMORE UNDERBERG KZN	15	109.715	16.4572	126.1722
11 Dr Nkosazana Zuma Municipality	5153872258	NTULI SBONGILE MARY JANE	MGATSHENI S1 UNDERBERG KZN	15	109.715	16.4572	126.1722
12 Dr Nkosazana Zuma Municipality	5164049461	DUMA ESTHER BALISWA	EHLABENI BULWER KZN	15	109.715	16.4572	126.1722
13 Dr Nkosazana Zuma Municipality	5168050104	PHOSWA ZAMAGUGU	SOKHELA S1 IXOPO KZN OU	15	109.715	16.4572	126.1722
14 Dr Nkosazana Zuma Municipality	5188835217	JILI BHEKOKWAKHE	EMAKHUZENI AREA NEAR MASHAYILANGA	15	109.715	16.4572	126.1722
15 Dr Nkosazana Zuma Municipality	5196723155	CHAGWE NONHLANHLA	SCHOOL	15	109.715	16.4572	126.1722
16 Dr Nkosazana Zuma Municipality	5204212549	SHOBA MFANO	XOSHEYAKHE ENKELEBANTWANA PMB	15	109.715	16.4572	126.1722
17 Dr Nkosazana Zuma Municipality	5208804100	DLAMINI BONISIWE ERONICA	KZN	15	109.715	16.4572	126.1722
18 Dr Nkosazana Zuma Municipality	5221376660	SHEZI SIPHO CORNELIUS	AMAKUZA UNDERBURG KZN	15	109.715	16.4572	126.1722
19 Dr Nkosazana Zuma Municipality	5247957122	PAKISI THANDIWE ANTONIA	HLANGANANI S1 IXOPO KZN OU	15	109.715	16.4572	126.1722
20 Dr Nkosazana Zuma Municipality	5250379063	MNGUNI MAKHOSANKE	AMAKUZA UNDERBURG KZN	15	109.715	16.4572	126.1722
21 Dr Nkosazana Zuma Municipality	5281396505	DUMA ZIPHATHELE	AMAKUZA UNDERBURG KZN	15	109.715	16.4572	126.1722
22 Dr Nkosazana Zuma Municipality	5286089147	MTHEMBU BAJABULILE GLADYS	AMAKUZA UNDERBURG KZN	15	109.715	16.4572	126.1722
23 Dr Nkosazana Zuma Municipality	5287739179	TSHAPHA HONEY SELLY	AMAKUZA UNDERBURG KZN	15	109.715	16.4572	126.1722
24 Dr Nkosazana Zuma Municipality	5289104601	SIBETHA JALISILE DORIS	AMAKUZA UNDERBURG KZN	15	109.715	16.4572	126.1722
25 Dr Nkosazana Zuma Municipality	5291650855	SITHOLE THOLAKELE THEODORA	JUNCTION ELECTRIFICATION S1 SOKHELA	15	109.715	16.4572	126.1722
26 Dr Nkosazana Zuma Municipality	5316522576	DLAMINI DUDUZILE	UNDERBERG KZN OU	15	109.715	16.4572	126.1722
27 Dr Nkosazana Zuma Municipality	5333874890	MDLADLA BINONO	JUNCTION ELECTRIFICATION S1 SOKHELA	15	109.715	16.4572	126.1722
28 Dr Nkosazana Zuma Municipality	5338764011	MBHATHA BENGAZI	UNDERBERG KZN OU	15	109.715	16.4572	126.1722
29 Dr Nkosazana Zuma Municipality	5394601141	MNCWABE TOEKILE	SOKHELA S1 IXOPO KZN OU	15	109.715	16.4572	126.1722
30 Dr Nkosazana Zuma Municipality	5438986179	MEMELA ZITHEMBANI	STEPMORE	15	109.715	16.4572	126.1722
31 Dr Nkosazana Zuma Municipality	5446862946	NXELE PHILANI	JUNCTION ELECTRIFICATION S1 SOKHELA	15	109.715	16.4572	126.1722
32 Dr Nkosazana Zuma Municipality	5447424736	NDLOVU NTSEPISENG	UNDERBERG KZN OU	15	109.715	16.4572	126.1722
33 Dr Nkosazana Zuma Municipality	5467125675	JAMA NOKULUNGA	NKUMBA	15	109.715	16.4572	126.1722
34 Dr Nkosazana Zuma Municipality	5490059761	SOSIBO NOMAGCINO	STEPMORE	15	109.715	16.4572	126.1722
35 Dr Nkosazana Zuma Municipality	5522958963	DLAMINI NOMAZULU	DR NKOSAZANA DLAMINI ZUMA	15	109.715	16.4572	126.1722
36 Dr Nkosazana Zuma Municipality	5524036470	NZIMANDE HLAZIKAHLE	MUNICIPALITY WARD4	15	109.715	16.4572	126.1722
37 Dr Nkosazana Zuma Municipality	5549528121	MBANUWA ZISHU	Brick House	15	109.715	16.4572	126.1722
38 Dr Nkosazana Zuma Municipality	5575029784	DLAMINI ANAASTASIA	Traditional House	15	109.715	16.4572	126.1722
39 Dr Nkosazana Zuma Municipality	5591866916	KHUBONI SUKANI WILBROAD	Brick House	15	109.715	16.4572	126.1722
40 Dr Nkosazana Zuma Municipality	5592708310	MTOLO MBANANI	STOFFELTON IMPENDLE KZN	15	109.715	16.4572	126.1722
			HLANGANANI 3 CREIGHTON IXOPO CNC	15	109.715	16.4572	126.1722
			KZN OU	15	109.715	16.4572	126.1722
			HLANGANANI 3 CREIGHTON IXOPO CNC	15	109.715	16.4572	126.1722
			KZN OU	15	109.715	16.4572	126.1722

41	Dr Nkosazana Zuma Municipality	5592816327	DLAMINI SINDISWA	HLANGANANI 3 CREIGHTON IXOPO CNC KZN OU	15	109.715	16.4572	126.1722
42	Dr Nkosazana Zuma Municipality	5594320617	MBANJWA DUMILE ALVINA	HLANGANANI 3 CREIGHTON IXOPO CNC KZN OU	15	109.715	16.4572	126.1722
43	Dr Nkosazana Zuma Municipality	5594500079	DLAMINI MFUNDISI KAIZER	HLANGANANI 3 CREIGHTON IXOPO CNC KZN OU	15	109.715	16.4572	126.1722
44	Dr Nkosazana Zuma Municipality	5594935668	LANGA LUNGELENI	HLANGANANI 3 CREIGHTON IXOPO CNC KZN OU	15	109.715	16.4572	126.1722
45	Dr Nkosazana Zuma Municipality	5595597182	SHEZI ROBERT	HLANGANANI 3 CREIGHTON IXOPO CNC KZN OU	15	109.715	16.4572	126.1722
46	Dr Nkosazana Zuma Municipality	5595830094	LANGA CYNTHIA	HLANGANANI 3 CREIGHTON IXOPO CNC KZN OU	15	109.715	16.4572	126.1722
47	Dr Nkosazana Zuma Municipality	5596194043	LANGA THANDIWE ALBERTINA	HLANGANANI 3 CREIGHTON IXOPO CNC KZN OU	15	109.715	16.4572	126.1722
48	Dr Nkosazana Zuma Municipality	5597538592	MBANJWA CATHERINA	HLANGANANI 3 CREIGHTON IXOPO CNC KZN OU	15	109.715	16.4572	126.1722
49	Dr Nkosazana Zuma Municipality	5599444099	MTHEMBU ANDILE	HLANGANANI 3 CREIGHTON IXOPO CNC KZN OU	15	109.715	16.4572	126.1722
50	Dr Nkosazana Zuma Municipality	5599763882	NZIMANDE SIPHO	HLANGANANI 3 CREIGHTON IXOPO CNC KZN OU	15	109.715	16.4572	126.1722
51	Dr Nkosazana Zuma Municipality	5600191028	MBANJWA BHULABHULA	HLANGANANI 3 CREIGHTON IXOPO CNC KZN OU	15	109.715	16.4572	126.1722
52	Dr Nkosazana Zuma Municipality	5611573507	SOSIBO BAQIPHILE	MQATSHENI UNDERBURG KZN	15	109.715	16.4572	126.1722
53	Dr Nkosazana Zuma Municipality	5615488236	MIYA BUSISWE	MQATSHENI UNDERBURG KZN	15	109.715	16.4572	126.1722
54	Dr Nkosazana Zuma Municipality	5629963033	MADIYA NOKWANDA RITTA	MQATSHENI UNDERBURG KZN	15	109.715	16.4572	126.1722
55	Dr Nkosazana Zuma Municipality	5646897308	DLAMINI G	NKUMBA	15	109.715	16.4572	126.1722
56	Dr Nkosazana Zuma Municipality	5680918212	XOLO PHINDILE MAUREEN	AMAKHUZA S1 UNDERBERG KZN	15	109.715	16.4572	126.1722
57	Dr Nkosazana Zuma Municipality	5704310561	MOLEFE MAKHESHE TRYIZA	MQATSHENI UNDERBURG KZN	15	109.715	16.4572	126.1722
58	Dr Nkosazana Zuma Municipality	5729574494	DLAMINI T	HOUSE	15	109.715	16.4572	126.1722
59	Dr Nkosazana Zuma Municipality	5735054360	DLAMINI ZAMANI	NDZ	15	109.715	16.4572	126.1722
60	Dr Nkosazana Zuma Municipality	5738626351	BEKWA NOMAHELA	TRADITIONAL HOUSE	15	109.715	16.4572	126.1722
61	Dr Nkosazana Zuma Municipality	5747496882	KHUMALO BONGINKOSI NKULULEKC NDZ	TRADITIONAL HOUSE	15	109.715	16.4572	126.1722
62	Dr Nkosazana Zuma Municipality	5776811106	MSOMI ZANDILE	MQATSHENI UNDERBURG KZN	15	109.715	16.4572	126.1722
63	Dr Nkosazana Zuma Municipality	5778884193	BELE THEMBILE MAURREN	NKELABANTWANA BULWER KZN	15	109.715	16.4572	126.1722
64	Dr Nkosazana Zuma Municipality	5830472436	DLAMINI SKHUMBUSO	MQATSHENI UNDERBURG KZN	15	109.715	16.4572	126.1722
65	Dr Nkosazana Zuma Municipality	5849119685	MKHIZE MBUTU	MQATSHENI UNDERBURG KZN	15	109.715	16.4572	126.1722
66	Dr Nkosazana Zuma Municipality	5860188855	DLAMINI NOMZAMO	BULWER UNDERBURG PMB KZN	15	109.715	16.4572	126.1722
67	Dr Nkosazana Zuma Municipality	5883600235	MKHIZE THUTHURANI	MQATSHENI UNDERBURG KZN	15	109.715	16.4572	126.1722
68	Dr Nkosazana Zuma Municipality	5886726235	MKHIZE BONGIWE	MQATSHENI UNDERBURG KZN	15	109.715	16.4572	126.1722
69	Dr Nkosazana Zuma Municipality	5885060031	ZONDI VUYISILE	MQATSHENI UNDERBURG KZN	15	109.715	16.4572	126.1722
70	Dr Nkosazana Zuma Municipality	5919493473	NKOSI BONGINKOSI	BULWER UNDERBURG PMB KZN	15	109.715	16.4572	126.1722
71	Dr Nkosazana Zuma Municipality	5936031771	DUMA MHAWUKELWA EDMUND	MQATSHENI UNDERBURG KZN	15	109.715	16.4572	126.1722
72	Dr Nkosazana Zuma Municipality	5938510034	MIYA LIZI	DONNYBROOK	15	109.715	16.4572	126.1722
73	Dr Nkosazana Zuma Municipality	5954342806	MIYA NOMUSA CONSTANCE	HLANGANANI S1 IXOPO KZN OU	15	109.715	16.4572	126.1722
74	Dr Nkosazana Zuma Municipality	6016805468	JAMA BHOSIKI LEONARD	AMAKUZA UNDERBURG KZN	15	109.715	16.4572	126.1722
75	Dr Nkosazana Zuma Municipality	6069362361	ZONDI MAVIS QONDEKILE	AMAKUZA UNDERBURG KZN	15	109.715	16.4572	126.1722
76	Dr Nkosazana Zuma Municipality	6074841882	SHEZI SYDNEY MHLengi	AMAKUZA UNDERBURG KZN	15	109.715	16.4572	126.1722
77	Dr Nkosazana Zuma Municipality	6132525909	SHEZI SIDUDLA EMMERENCIA	Traditional	15	109.715	16.4572	126.1722
78	Dr Nkosazana Zuma Municipality	6132683195	MNGUNI SAZZO BERNARD	AMAKUZA UNDERBURG KZN	15	109.715	16.4572	126.1722
79	Dr Nkosazana Zuma Municipality	6149441504	MTAKA DUMAZILE ELIZABETH	NKWEZELA	15	109.715	16.4572	126.1722
80	Dr Nkosazana Zuma Municipality	6151037700	SHEZI ANNASTASIA NCAMISILE	AMAKUZA UNDERBURG KZN	15	109.715	16.4572	126.1722
81	Dr Nkosazana Zuma Municipality	6154931245	DLADLA C	HOUSE	15	109.715	16.4572	126.1722

82	Dr Nkosazana Zuma Municipality	6184452477	NDLOVU BONISIWE	MHLANGENI	15	109.715	16.4572	126.1722
83	Dr Nkosazana Zuma Municipality	6206605690	DLAMINI HLENGIWE	AMAKUZA UNDERBURG KZN	15	109.715	16.4572	126.1722
84	Dr Nkosazana Zuma Municipality	6226034261	CEKWANE MFANZENI	MQATSHENI UNDERBURG KZN	15	109.715	16.4572	126.1722
85	Dr Nkosazana Zuma Municipality	6231950908	MIYA BUSISIWE	EHLABENI BULWER KZN	15	109.715	16.4572	126.1722
86	Dr Nkosazana Zuma Municipality	6256053041	NALA MQOYI F	HLABENI UNDERBURG KZN	15	109.715	16.4572	126.1722
87	Dr Nkosazana Zuma Municipality	6283705979	PHUNGULU BALUNGILE ELSIE	AMAKUZA UNDERBURG KZN	15	109.715	16.4572	126.1722
88	Dr Nkosazana Zuma Municipality	6289327391	DUMA KHUPHUKILE	MQATSHENI UNDERBURG KZN	15	109.715	16.4572	126.1722
89	Dr Nkosazana Zuma Municipality	6291138989	NGCOBO ESSLINA	MQATSHENI UNDERBURG KZN	15	109.715	16.4572	126.1722
90	Dr Nkosazana Zuma Municipality	6317663398	MCHUNU NOMAKHISIMUSI	BULWER UNDERBURG PMB KZN	15	109.715	16.4572	126.1722
91	Dr Nkosazana Zuma Municipality	6324234552	MKHIZE PATRICK SZIWE		15	109.715	16.4572	126.1722
92	Dr Nkosazana Zuma Municipality	6329866404	MBAMBO SINDISIWE GETRUDE		15	109.715	16.4572	126.1722
93	Dr Nkosazana Zuma Municipality	6332135687	MVUNDLA NOMPUMELELO	MQATSHENI UNDERBURG KZN	15	109.715	16.4572	126.1722
94	Dr Nkosazana Zuma Municipality	6340335365	BHENGU BASOLILE	MQATSHENI UNDERBURG KZN	15	109.715	16.4572	126.1722
95	Dr Nkosazana Zuma Municipality	6342482113	MTHEMBU SINIKI	KILMUN S1 UNDERBURG CNC KZN OU	15	109.715	16.4572	126.1722
96	Dr Nkosazana Zuma Municipality	6354429702	MIYA NOLWAZI	MQATSHENI UNDERBURG KZN	15	109.715	16.4572	126.1722
97	Dr Nkosazana Zuma Municipality	6362762677	NZIMANDE SITHEMBISO	KILMUN S1 UNDERBURG CNC KZN OU	15	109.715	16.4572	126.1722
98	Dr Nkosazana Zuma Municipality	6362762677	NZIMANDE SITHEMBISO	KILMUN S1 UNDERBURG CNC KZN OU	15	109.715	16.4572	126.1722
99	Dr Nkosazana Zuma Municipality	6370282561	MKHIZE THUTHUKILE	KILMUN S1 UNDERBURG CNC KZN OU	15	109.715	16.4572	126.1722
100	Dr Nkosazana Zuma Municipality	6385664370	LUSWAZI THIBILE	MQATSHENI UNDERBURG KZN	15	109.715	16.4572	126.1722
101	Dr Nkosazana Zuma Municipality	6388506398	SHEZI MZIMBILI	MQATSHENI UNDERBURG KZN	15	109.715	16.4572	126.1722
102	Dr Nkosazana Zuma Municipality	6390110295	MIYA THOLWAPHI	AMAKUZA UNDERBURG KZN	15	109.715	16.4572	126.1722
103	Dr Nkosazana Zuma Municipality	6394910107	KHUBONI B	HOUSE	15	109.715	16.4572	126.1722
104	Dr Nkosazana Zuma Municipality	6395670280	SABELA NOKWENZANI	KILMUN S1 UNDERBURG CNC KZN OU	15	109.715	16.4572	126.1722
105	Dr Nkosazana Zuma Municipality	6397478930	SABELA ZONDEKILE	KILMUN S1 UNDERBURG CNC KZN OU	15	109.715	16.4572	126.1722
106	Dr Nkosazana Zuma Municipality	6411706623	MNYOSI NGENZENI GENEROSA	AMAKUZA UNDERBURG KZN	15	109.715	16.4572	126.1722
107	Dr Nkosazana Zuma Municipality	6411873431	KWASABELA BAWINILE	KILMUN S1 UNDERBURG CNC KZN OU	15	109.715	16.4572	126.1722
108	Dr Nkosazana Zuma Municipality	6417217787	DLAMINI BAPHINDILE	KILMUN S1 UNDERBURG CNC KZN OU	15	109.715	16.4572	126.1722
109	Dr Nkosazana Zuma Municipality	6426168667	MBA THA BONGANI	EHLABENI BULWER KZN	15	109.715	16.4572	126.1722
110	Dr Nkosazana Zuma Municipality	6433075848	SINDANE MHLANGANYELWA	KILMUN S1 UNDERBURG CNC KZN OU	15	109.715	16.4572	126.1722
111	Dr Nkosazana Zuma Municipality	6459863849	MKWENA MHALEKELWA PHILLIP	MQATSHENI UNDERBURG KZN	15	109.715	16.4572	126.1722
112	Dr Nkosazana Zuma Municipality	6479611158	DUMA LUCKY	MQATSHENI UNDERBURG KZN	15	109.715	16.4572	126.1722
113	Dr Nkosazana Zuma Municipality	6487388787	KHENISA ZIBUYILE ANNATORIA	SIZANENJANA KWABUTHO S1 UNDERBERG KZN OU	15	109.715	16.4572	126.1722
114	Dr Nkosazana Zuma Municipality	6499877495	MIYA SEBENZANI	ESIBOMBIVINI EMDUBINI	15	109.715	16.4572	126.1722
115	Dr Nkosazana Zuma Municipality	6502548358	FUNDA PATRIC BERTAN	MHLANGENI UNDERBERG KZN	15	109.715	16.4572	126.1722
116	Dr Nkosazana Zuma Municipality	6505412311	KHANISA BAJABISE GIRLIE	SIZANENJANA KWABUTHO S1 UNDERBERG KZN OU	15	109.715	16.4572	126.1722
117	Dr Nkosazana Zuma Municipality	6510135197	KHENISA RICHARD MTHOKOZISI	SIZANENJANA KWABUTHO S1 UNDERBERG KZN OU	15	109.715	16.4572	126.1722
118	Dr Nkosazana Zuma Municipality	6532012881	CHIYA MDUDUZI	TRADITIONAL HOUSE	15	109.715	16.4572	126.1722
119	Dr Nkosazana Zuma Municipality	6544287695	MEMELA SYLVIA	TRADITIONAL HOUSE	15	109.715	16.4572	126.1722
120	Dr Nkosazana Zuma Municipality	6555184840	MBINGWA BONAKELE	MQATSHENI UNDERBURG KZN	15	109.715	16.4572	126.1722
121	Dr Nkosazana Zuma Municipality	6624557603	MOTLOUNG SEKUTU	STEPMORE	15	109.715	16.4572	126.1722
122	Dr Nkosazana Zuma Municipality	6636295991	SHELEMBE NONHLANHLA	BULWER UNDERBURG PMB KZN	15	109.715	16.4572	126.1722
123	Dr Nkosazana Zuma Municipality	6636995321	MJWARA BONGANI	MQATSHENI UNDERBURG KZN	15	109.715	16.4572	126.1722
124	Dr Nkosazana Zuma Municipality	6653097987	NDLOVU JOHNSON	Brick House	15	109.715	16.4572	126.1722
125	Dr Nkosazana Zuma Municipality	6658230079	MBANJWA NOZAMANI MARIA	HLANGANANI	15	109.715	16.4572	126.1722
126	Dr Nkosazana Zuma Municipality	6664021515	MJWARA NOTHANDO PRUDENCE	NDZ	15	109.715	16.4572	126.1722
127	Dr Nkosazana Zuma Municipality	6669732995	DLAMINI NONHLANHLA NTOMBI	DONNYBROOK	15	109.715	16.4572	126.1722
128	Dr Nkosazana Zuma Municipality	6699017680	DLAMINI NOKWAZI VERONICA	NDZ	15	109.715	16.4572	126.1722
129	Dr Nkosazana Zuma Municipality	6710069199	DUMA ABCOL	MQATSHENI UNDERBURG KZN	15	109.715	16.4572	126.1722
130	Dr Nkosazana Zuma Municipality	6710267146	DLANGISA NOMDAGASANE	KWAPITELA UNDERBURG KZN	15	109.715	16.4572	126.1722

131	Dr Nkosazana Zuma Municipality	6715212042 MAJOZI EVANGEL	15	109.715	16.4572	126.1722	MQATSHENI UNDERBURG KZN
132	Dr Nkosazana Zuma Municipality	6734185189 MAJOZI VIRGINIA	15	109.715	16.4572	126.1722	MQATSHENI UNDERBURG KZN HLANGANANI 3 CREIGHTON IXOPO CNC
133	Dr Nkosazana Zuma Municipality	6742448799 NZIMANDE FRANCIS	15	109.715	16.4572	126.1722	KZN OU HLANGANANI 3 CREIGHTON IXOPO CNC
134	Dr Nkosazana Zuma Municipality	6745483326 LANGA SINDY PROTASIA	15	109.715	16.4572	126.1722	KZN OU HLANGANANI 3 CREIGHTON IXOPO CNC
135	Dr Nkosazana Zuma Municipality	6745985136 DLUNGWANE TIBHI DESOLERIA	15	109.715	16.4572	126.1722	KZN OU HLANGANANI 3 CREIGHTON IXOPO CNC
136	Dr Nkosazana Zuma Municipality	6745985136 DLUNGWANE TIBHI DESOLERIA	15	109.715	16.4572	126.1722	KZN OU HLANGANANI 3 CREIGHTON IXOPO CNC
137	Dr Nkosazana Zuma Municipality	6754241885 NDLELA SHILO	15	109.715	16.4572	126.1722	STEPMORE HLANGANANI 3 CREIGHTON IXOPO CNC
138	Dr Nkosazana Zuma Municipality	6767389950 DLAMINI MICHEAL	15	109.715	16.4572	126.1722	KZN OU HLANGANANI 3 CREIGHTON IXOPO CNC
139	Dr Nkosazana Zuma Municipality	6773598704 DLUNGWANA MBUZESI WILLIEM	15	109.715	16.4572	126.1722	KZN OU HLANGANANI 3 CREIGHTON IXOPO CNC
140	Dr Nkosazana Zuma Municipality	6775050154 MNCABE THEMINKOSI	15	109.715	16.4572	126.1722	MQATSHENI UNDERBURG KZN Brick House
141	Dr Nkosazana Zuma Municipality	6775387641 NGCOBO DUDUZILE	15	109.715	16.4572	126.1722	HLANGANANI 3 CREIGHTON IXOPO CNC
142	Dr Nkosazana Zuma Municipality	6779610565 MADUNA VENANTIA SIMANGELE	15	109.715	16.4572	126.1722	KZN OU HLANGANANI 3 CREIGHTON IXOPO CNC
143	Dr Nkosazana Zuma Municipality	6789601049 MADIKIZELA VUMANI	15	109.715	16.4572	126.1722	AMAKHUZE UNDERBERG KZN OU HLANGANANI 3 CREIGHTON IXOPO CNC
144	Dr Nkosazana Zuma Municipality	6790152721 DLAMINI ELIZABETH NTOMBI	15	109.715	16.4572	126.1722	KZN OU HLANGANANI 3 CREIGHTON IXOPO CNC
145	Dr Nkosazana Zuma Municipality	6790362504 DLUNGWANE MTHANDENI SKHANYI	15	109.715	16.4572	126.1722	HLANGANANI 3 CREIGHTON IXOPO CNC KZN OU
146	Dr Nkosazana Zuma Municipality	6794108986 LANGA FISANI	15	109.715	16.4572	126.1722	KZN OU HLANGANANI 3 CREIGHTON IXOPO CNC
147	Dr Nkosazana Zuma Municipality	6795074420 MTHEMBU JABULANI ERICK	15	109.715	16.4572	126.1722	KZN OU HLANGANANI 3 CREIGHTON IXOPO CNC
148	Dr Nkosazana Zuma Municipality	6807995901 MAJOZI THENJUWE	15	109.715	16.4572	126.1722	MQATSHENI UNDERBURG KZN HLANGANANI 3 CREIGHTON IXOPO CNC
149	Dr Nkosazana Zuma Municipality	6815413226 GAMEDE ZILINDE RAFAEL	15	109.715	16.4572	126.1722	KZN OU HLANGANANI 3 CREIGHTON IXOPO CNC
150	Dr Nkosazana Zuma Municipality	6819434461 NZIMANDE FISIWE GRACIA	15	109.715	16.4572	126.1722	KZN OU HLANGANANI 3 CREIGHTON IXOPO CNC
151	Dr Nkosazana Zuma Municipality	6824167923 GAMEDE KHETHIWE EUNICE	15	109.715	16.4572	126.1722	KZN OU HLANGANANI 3 CREIGHTON IXOPO CNC
152	Dr Nkosazana Zuma Municipality	6834822685 NGUBO MBOKODO	15	109.715	16.4572	126.1722	TRADITIONAL HOUSE MQATSHENI UNDERBERG KZN
153	Dr Nkosazana Zuma Municipality	6835676113 MAKATINI THEMINKOSI	15	109.715	16.4572	126.1722	HLANGANANI 3 CREIGHTON IXOPO CNC KZN OU
154	Dr Nkosazana Zuma Municipality	6842285638 DLAMINI KUFAKWEZE	15	109.715	16.4572	126.1722	KZN OU HLANGANANI 3 CREIGHTON IXOPO CNC
155	Dr Nkosazana Zuma Municipality	6847776696 BENGU SIPHESIHLE COSMOS	15	109.715	16.4572	126.1722	MQATSHENI UNDERBURG KZN HLANGANANI 3 CREIGHTON IXOPO CNC
156	Dr Nkosazana Zuma Municipality	6850234419 MBANJWA BENZELENI THEM BENI	15	109.715	16.4572	126.1722	KZN OU HLANGANANI 3 CREIGHTON IXOPO CNC
157	Dr Nkosazana Zuma Municipality	6859345774 MAJOZI JONHSON SIBUSISO	15	109.715	16.4572	126.1722	MQATSHENI UNDERBURG KZN HLANGANANI 3 CREIGHTON IXOPO CNC
158	Dr Nkosazana Zuma Municipality	6859482628 GCABA THOLAKELE	15	109.715	16.4572	126.1722	KZN OU HLANGANANI 3 CREIGHTON IXOPO CNC
159	Dr Nkosazana Zuma Municipality	6859688563 MBANJWA PATRICIA VANACIA	15	109.715	16.4572	126.1722	KZN OU IXOPO CNC
160	Dr Nkosazana Zuma Municipality	6862802266 NGWANE TERESSA BAFIKILE	15	109.715	16.4572	126.1722	HLANGANANI 3 CREIGHTON IXOPO CNC KZN OU
161	Dr Nkosazana Zuma Municipality	6870770599 NZIMANDE BONGINKOSI	15	109.715	16.4572	126.1722	KZN OU HLANGANANI 3 CREIGHTON IXOPO CNC
162	Dr Nkosazana Zuma Municipality	6871284725 CELE J	15	109.715	16.4572	126.1722	HLANGANANI Brick House
163	Dr Nkosazana Zuma Municipality	6874466595 SHEZI BUKANI	15	109.715	16.4572	126.1722	Brick House

164 Dr Nkosazana Zuma Municipality	6880756637 SOSIBO ZIBUYILI	HLANGANANI 3 CREIGHTON IXOPO CNC	15	109.715	16.4572	126.1722
165 Dr Nkosazana Zuma Municipality	6881848836 MEMELA GLAYS	KZN OU	15	109.715	16.4572	126.1722
166 Dr Nkosazana Zuma Municipality	6883884685 NTOMBIFIKILE MTHEMBU	MQATSHENI UNDERBURG KZN	15	109.715	16.4572	126.1722
167 Dr Nkosazana Zuma Municipality	6886100713 SIYABONGA NSINDANE	AMAKUZA KILMUN S1 UNDERBERG CNC	15	109.715	16.4572	126.1722
168 Dr Nkosazana Zuma Municipality	6886208204 THENGANE HADEBE	AMAKUZA KILMUN S1 UNDERBERG CNC	15	109.715	16.4572	126.1722
169 Dr Nkosazana Zuma Municipality	6887289213 BUYISIWE DLAMINI	AMAKUZA KILMUN S1 UNDERBERG CNC	15	109.715	16.4572	126.1722
170 Dr Nkosazana Zuma Municipality	6888298715 BONGIWE JILI	AMAKUZA KILMUN S1 UNDERBERG CNC	15	109.715	16.4572	126.1722
171 Dr Nkosazana Zuma Municipality	6889010420 GQINU MAZEDALA	AMAKUZA KILMUN S1 UNDERBERG CNC	15	109.715	16.4572	126.1722
172 Dr Nkosazana Zuma Municipality	6889334096 KHOLISILE SHOBA	AMAKUZA KILMUN S1 UNDERBERG CNC	15	109.715	16.4572	126.1722
173 Dr Nkosazana Zuma Municipality	6890637764 NGCOBO NOMASANI	KZN OU	15	109.715	16.4572	126.1722
174 Dr Nkosazana Zuma Municipality	6894610389 NDLOVU THOLAKELE FRIEDAH	MQATSHENI UNDERBURG KZN	15	109.715	16.4572	126.1722
175 Dr Nkosazana Zuma Municipality	6903747659 DLAMINI ZAMMALETHU	HLANGANANI 3 CREIGHTON IXOPO CNC	15	109.715	16.4572	126.1722
176 Dr Nkosazana Zuma Municipality	6904376807 NGCOBO SITHEMBISO	KZN OU	15	109.715	16.4572	126.1722
177 Dr Nkosazana Zuma Municipality	6908244902 CEKWANA CYNTHESIA BUKIWE	MQATSHENI UNDERBURG KZN	15	109.715	16.4572	126.1722
178 Dr Nkosazana Zuma Municipality	6908385926 ZONDO THOLWENI FLORENCIA	SIZANENJANA KWABUTHO S1 UNDERBERG	15	109.715	16.4572	126.1722
179 Dr Nkosazana Zuma Municipality	6910277097 LUSWAZI THOBEKA	KZN OU	15	109.715	16.4572	126.1722
180 Dr Nkosazana Zuma Municipality	6916552543 NZIMANDE BHEKA MOSES	MQATSHENI UNDERBURG KZN	15	109.715	16.4572	126.1722
181 Dr Nkosazana Zuma Municipality	6916628921 NDLOVU THANDI	HLANGANANI 3 CREIGHTON IXOPO CNC	15	109.715	16.4572	126.1722
182 Dr Nkosazana Zuma Municipality	6918215345 DLAMINI CONSTANCE	KZN OU	15	109.715	16.4572	126.1722
183 Dr Nkosazana Zuma Municipality	6920434644 ZONDI SITEMBISO GRACE	HLANGANANI 3 CREIGHTON IXOPO CNC	15	109.715	16.4572	126.1722
184 Dr Nkosazana Zuma Municipality	6922556335 DLAMININI FNMELLA	HLANGANANI 3 CREIGHTON IXOPO CNC	15	109.715	16.4572	126.1722
185 Dr Nkosazana Zuma Municipality	6927026273 XABA MATHOBI	KZN OU	15	109.715	16.4572	126.1722
186 Dr Nkosazana Zuma Municipality	6927240659 KHUBONE MELISWE	HLANGANANI 3 CREIGHTON IXOPO CNC	15	109.715	16.4572	126.1722
187 Dr Nkosazana Zuma Municipality	6929730530 DLAMINI ZAMELE	HLANGANANI 3 CREIGHTON IXOPO CNC	15	109.715	16.4572	126.1722
188 Dr Nkosazana Zuma Municipality	6933289413 NAKALIBI MAKATSO	KZN OU	15	109.715	16.4572	126.1722
189 Dr Nkosazana Zuma Municipality	6934365549 KHUBONE ZANDILE	HLANGANANI 3 CREIGHTON IXOPO CNC	15	109.715	16.4572	126.1722
190 Dr Nkosazana Zuma Municipality	6936778677 KUBONI MOSES MJULUKELWA	HLANGANANI 3 CREIGHTON IXOPO CNC	15	109.715	16.4572	126.1722
191 Dr Nkosazana Zuma Municipality	6942400955 MKHULISI ZILINDILE MARTHA	SIZANENJANA KWABUTHO S1 UNDERBERG	15	109.715	16.4572	126.1722
192 Dr Nkosazana Zuma Municipality	6945447199 MJANJWA NOMAVIYO	HLANGANANI 3 CREIGHTON IXOPO CNC	15	109.715	16.4572	126.1722
193 Dr Nkosazana Zuma Municipality	6950894841 SCHALKWYK JOHN CORNELIUS	KZN OU	15	109.715	16.4572	126.1722

194	Dr Nkosazana Zuma Municipality	6962085466	DLAMINI MZUNGEZWA	HLANGANANI 3 CREIGHTON IXOPO CNC KZN OU	15	109.715	16.4572	126.1722
195	Dr Nkosazana Zuma Municipality	6969240493	GEBASHE FUNEYAKHE PHILLIOS	SIZANENJANA KWABUTHO S1 UNDERBERG KZN OU	15	109.715	16.4572	126.1722
196	Dr Nkosazana Zuma Municipality	6974222473	CHAGWE THULELENI	Brick House HLANGANANI 3 CREIGHTON IXOPO CNC	15	109.715	16.4572	126.1722
197	Dr Nkosazana Zuma Municipality	6980148761	JILI VELILE	KZN OU	15	109.715	16.4572	126.1722
198	Dr Nkosazana Zuma Municipality	6982590061	MAJOZI ZAKITHI	MGATSHENI UNDERBURG KZN HLANGANANI 3 CREIGHTON IXOPO CNC	15	109.715	16.4572	126.1722
199	Dr Nkosazana Zuma Municipality	6987498078	NZIMANDE PATRIC	KZN OU	15	109.715	16.4572	126.1722
200	Dr Nkosazana Zuma Municipality	6988274398	PHUNGULA CRESENTINA SALELANI	HLANGANANI 3 CREIGHTON IXOPO CNC KZN OU	15	109.715	16.4572	126.1722
201	Dr Nkosazana Zuma Municipality	6989236917	ZULU THENGANI	PEVENSY HLANGANANI 3 CREIGHTON IXOPO CNC	15	109.715	16.4572	126.1722
202	Dr Nkosazana Zuma Municipality	6989667290	DLAMINI MANDLA	KZN OU	15	109.715	16.4572	126.1722
203	Dr Nkosazana Zuma Municipality	6990796822	DUMAKUDE SANOLA ANDREAS	SUN CITY BULWER PMB KZN	15	109.715	16.4572	126.1722
204	Dr Nkosazana Zuma Municipality	7004044034	NGCOBO LINDENI	KZN OU	15	109.715	16.4572	126.1722
205	Dr Nkosazana Zuma Municipality	7004634758	MVELASE NOKUTHULA CYNTHIA	HLANGANANI 3 CREIGHTON IXOPO CNC KZN OU	15	109.715	16.4572	126.1722
206	Dr Nkosazana Zuma Municipality	7005419723	MBANJWA MZIBENI MZWEWENKOSI	HLANGANANI 3 CREIGHTON IXOPO CNC KZN OU	15	109.715	16.4572	126.1722
207	Dr Nkosazana Zuma Municipality	7013582127	DUMA CYRIL THULANI	MAHAQWA UNDERBERG KZN	15	109.715	16.4572	126.1722
208	Dr Nkosazana Zuma Municipality	7014611424	NGUBO JEFFERY	MAHAQWA UNDERBERG KZN	15	109.715	16.4572	126.1722
209	Dr Nkosazana Zuma Municipality	7015527560	MIYA PIANCIA NOBULELO	MAHAQWA UNDERBERG KZN HLANGANANI 3 CREIGHTON IXOPO CNC	15	109.715	16.4572	126.1722
210	Dr Nkosazana Zuma Municipality	7020400025	MAGOSO MLUNGISI CHRISTOPHER	KZN OU	15	109.715	16.4572	126.1722
211	Dr Nkosazana Zuma Municipality	7021301176	MNCWABE THULANI	HOUSE HLANGANANI 3 CREIGHTON IXOPO CNC	15	109.715	16.4572	126.1722
212	Dr Nkosazana Zuma Municipality	7030163224	CHIYA EUNICE NTOMBIZODWA	KZN OU	15	109.715	16.4572	126.1722
213	Dr Nkosazana Zuma Municipality	7036873819	SHEZI ALBERTINA	Brick House HLANGANANI 3 CREIGHTON IXOPO CNC	15	109.715	16.4572	126.1722
214	Dr Nkosazana Zuma Municipality	7047505048	SOSIBO PATRICIA BAZAMILE	KZN OU	15	109.715	16.4572	126.1722
215	Dr Nkosazana Zuma Municipality	7048447145	DLAMINI NZOBO	AMAKUZA UNDERBURG KZN OU HLANGANANI 3 CREIGHTON IXOPO CNC	15	109.715	16.4572	126.1722
216	Dr Nkosazana Zuma Municipality	7063511564	MBANJWA NCAMSILE FLORENCE	KZN OU	15	109.715	16.4572	126.1722
217	Dr Nkosazana Zuma Municipality	7074254854	MOFOKENG TESSA	MGWABABEBI ENKELEBANTWANA BULWER UNDERBERG KZN OU	15	109.715	16.4572	126.1722
218	Dr Nkosazana Zuma Municipality	7079160732	MNGUNI HLENGIWE PRINCESS	HLANGANANI 3 CREIGHTON IXOPO CNC KZN OU	15	109.715	16.4572	126.1722
219	Dr Nkosazana Zuma Municipality	7083492858	NGCOBO M	HOUSE HLANGANANI 3 CREIGHTON IXOPO CNC	15	109.715	16.4572	126.1722
220	Dr Nkosazana Zuma Municipality	7093965919	MBANJWA SIZENI ALEXIA	KZN OU	15	109.715	16.4572	126.1722
221	Dr Nkosazana Zuma Municipality	7099541229	DLAMINI MADELENI PAULUS	HLANGANANI 3 CREIGHTON IXOPO CNC KZN OU	15	109.715	16.4572	126.1722
222	Dr Nkosazana Zuma Municipality	7102497679	MBANJWA FUNOKWAKHE WELCOME	HLANGANANI 3 CREIGHTON IXOPO CNC KZN OU	15	109.715	16.4572	126.1722
223	Dr Nkosazana Zuma Municipality	7114450130	HLANGEPHI BONANI	HIMEVILLE HLANGANANI 3 CREIGHTON IXOPO CNC	15	109.715	16.4572	126.1722
224	Dr Nkosazana Zuma Municipality	7117136600	MBANJWA XOLISILE	KZN OU	15	109.715	16.4572	126.1722
225	Dr Nkosazana Zuma Municipality	7133179616	MBANJWA ZUMEKILE	HLANGANANI 3 CREIGHTON IXOPO CNC KZN OU	15	109.715	16.4572	126.1722

226	Dr Nkosazana Zuma Municipality	7146786362	ZUMA LANDIWE ANNATORIA	HLANGANANI 3 CREIGHTON IXOPO CNC KZN OU	15	109.715	16.4572	126.1722
227	Dr Nkosazana Zuma Municipality	7147339592	ZUMA PRESILLA	HLANGANANI 3 CREIGHTON IXOPO CNC KZN OU	15	109.715	16.4572	126.1722
228	Dr Nkosazana Zuma Municipality	7161347445	NDWALANE GOONESS	HLANGANANI 3 CREIGHTON IXOPO CNC KZN OU	15	109.715	16.4572	126.1722
229	Dr Nkosazana Zuma Municipality	7168071817	NOHLAOLI DOLLY	HOUSE AT KWAPITELA NEAR KWAPITELA SPORT GROUND	15	109.715	16.4572	126.1722
230	Dr Nkosazana Zuma Municipality	7174614592	NDWALANE PRISCA BONGEKILE	HLANGANANI 3 CREIGHTON IXOPO CNC KZN OU	15	109.715	16.4572	126.1722
231	Dr Nkosazana Zuma Municipality	7175281025	ZONDI NOMCWANE	HLANGANANI 3 CREIGHTON IXOPO CNC KZN OU	15	109.715	16.4572	126.1722
232	Dr Nkosazana Zuma Municipality	7177042240	SHELEMBE BAKHETHILE	HLANGANANI 3 CREIGHTON IXOPO CNC KZN OU	15	109.715	16.4572	126.1722
233	Dr Nkosazana Zuma Municipality	7184668084	NGCOBO PHAMBUKILE	TRADITIONAL HOUSE	15	109.715	16.4572	126.1722
234	Dr Nkosazana Zuma Municipality	7197902421	SOWELA NOSIPHONA	HLANGANANI 3 CREIGHTON IXOPO CNC KZN OU	15	109.715	16.4572	126.1722
235	Dr Nkosazana Zuma Municipality	7200768275	SHOBA SINDISWA LETHIWE NOKUTHI AMAKUZA UNDERBURG KZN	HLANGANANI 3 CREIGHTON IXOPO CNC KZN OU	15	109.715	16.4572	126.1722
236	Dr Nkosazana Zuma Municipality	7210124216	MOKUBUNA BUSISIWE NONORATTA	HLANGANANI 3 CREIGHTON IXOPO CNC KZN OU	15	109.715	16.4572	126.1722
237	Dr Nkosazana Zuma Municipality	7214824914	LANGA KHONZEPHI MARTHA	HLANGANANI 3 CREIGHTON IXOPO CNC KZN OU	15	109.715	16.4572	126.1722
238	Dr Nkosazana Zuma Municipality	7215419544	ZUMA PHATHEKILE PELAGRINA	HLANGANANI 3 CREIGHTON IXOPO CNC KZN OU	15	109.715	16.4572	126.1722
239	Dr Nkosazana Zuma Municipality	7216445850	DLAMINI ALEXIA ZANELE	HLANGANANI 3 CREIGHTON IXOPO CNC KZN OU	15	109.715	16.4572	126.1722
240	Dr Nkosazana Zuma Municipality	7217543924	MSHENGU THULELENI MARGARET	HLANGANANI 3 CREIGHTON IXOPO CNC KZN OU	15	109.715	16.4572	126.1722
241	Dr Nkosazana Zuma Municipality	7218602499	DLAMINI THOKO MARIA	HLANGANANI 3 CREIGHTON IXOPO CNC KZN OU	15	109.715	16.4572	126.1722
242	Dr Nkosazana Zuma Municipality	7227471286	MKIZE KWENZEKILE	BHATINI	15	109.715	16.4572	126.1722
243	Dr Nkosazana Zuma Municipality	7229314426	SHEZI KHULUMILE PAULINA	BHATINI	15	109.715	16.4572	126.1722
244	Dr Nkosazana Zuma Municipality	7234833394	NENE VEZI	BHATINI	15	109.715	16.4572	126.1722
245	Dr Nkosazana Zuma Municipality	7237176632	MBATHA NGAKHEPHI	BHATINI	15	109.715	16.4572	126.1722
246	Dr Nkosazana Zuma Municipality	7260613773	NILO MATHULUZA	BRICK HOUSE SIBIZANE	15	109.715	16.4572	126.1722
247	Dr Nkosazana Zuma Municipality	7273325331	MAJILA SANELE	BHATINI	15	109.715	16.4572	126.1722
248	Dr Nkosazana Zuma Municipality	7274515625	JAMA QUILTY ANNASTASIA	BHATINI	15	109.715	16.4572	126.1722
249	Dr Nkosazana Zuma Municipality	7281712219	DLAMINI BONGEKILE	NSIMBINI	15	109.715	16.4572	126.1722
250	Dr Nkosazana Zuma Municipality	7282389483	MBANJUWA NTOMBIZONKE PROFIDEI	NSIMBINI	15	109.715	16.4572	126.1722
251	Dr Nkosazana Zuma Municipality	7282703867	MEMELA DUMISILE PROTASIA	NSIMBINI	15	109.715	16.4572	126.1722
252	Dr Nkosazana Zuma Municipality	7289972671	BASINONHLANHLA SYLVIA	SIZANENJANA KWABUTHO S1 UNDERBERG KZN OU	15	109.715	16.4572	126.1722
253	Dr Nkosazana Zuma Municipality	7297020649	MADONDA KHOLISILE	HLANGANANI	15	109.715	16.4572	126.1722
254	Dr Nkosazana Zuma Municipality	7302621166	JILI BAZUKILE	SANDANEZWE RICHMOND KZN	15	109.715	16.4572	126.1722
255	Dr Nkosazana Zuma Municipality	7303830093	DLAMINI LINDANI	HLANGANANI	15	109.715	16.4572	126.1722
256	Dr Nkosazana Zuma Municipality	7333674355	MEMELA DUMISANE GEORGE	HLANGANANI	15	109.715	16.4572	126.1722
257	Dr Nkosazana Zuma Municipality	7345239854	MBANJUWA LINDENI	Brick House	15	109.715	16.4572	126.1722
258	Dr Nkosazana Zuma Municipality	7347923711	MINDAWENI FIKELEPHI ELIZABETH	SANDANEZWE RICHMOND KZN	15	109.715	16.4572	126.1722
259	Dr Nkosazana Zuma Municipality	7365689781	DLUDLU MKHASHWA PHILLIP	SIZANENJANA KWABUTHO S1 UNDERBERG KZN OU	15	109.715	16.4572	126.1722
260	Dr Nkosazana Zuma Municipality	7369740398	MKHULISI NOMATHEMBU PHILIPA	SIZANENJANA KWABUTHO S1 UNDERBERG KZN OU	15	109.715	16.4572	126.1722

261	Dr Nkosazana Zuma Municipality	7382815813	NJILO MATHILI	TRADITIONAL HOUSE SIZANENJANA KWABUTHO S1 UNDERBERG	15	109.715	16.4572	126.1722
262	Dr Nkosazana Zuma Municipality	7441176103	MAZIBUKO GLADNESS NOMATHAMS	KZN OU	15	109.715	16.4572	126.1722
263	Dr Nkosazana Zuma Municipality	7442250172	MEMELA BONISILE CLEMENTINE	MQATSHENI	15	109.715	16.4572	126.1722
264	Dr Nkosazana Zuma Municipality	7444041459	MADLALA HADIO IRENE	MQATSHENI	15	109.715	16.4572	126.1722
265	Dr Nkosazana Zuma Municipality	7444940853	DUMA MANDLENKOSI LINDA	MQATSHENI	15	109.715	16.4572	126.1722
266	Dr Nkosazana Zuma Municipality	7454045380	DLAMINI BHEKI	TRADITIONAL HOUSE	15	109.715	16.4572	126.1722
267	Dr Nkosazana Zuma Municipality	7457727001	MIYA NTANTI	MHLANGENI UNDERBERG KZN	15	109.715	16.4572	126.1722
268	Dr Nkosazana Zuma Municipality	7457727001	MIYA NTANTI	MHLANGENI UNDERBERG KZN	15	109.715	16.4572	126.1722
269	Dr Nkosazana Zuma Municipality	7478565361	MKHULISE NONYAMEZELO EVELYN	SIZANENJANA KWABUTHO S1 UNDERBERG KZN OU	15	109.715	16.4572	126.1722
270	Dr Nkosazana Zuma Municipality	7488290251	MTHEMBU SWELENI DUMAZILE	KZN OU	15	109.715	16.4572	126.1722
271	Dr Nkosazana Zuma Municipality	7490702306	DAWE NOMATHEMBA REGINA	SANDANEZWE RICHMOND KZN	15	109.715	16.4572	126.1722
272	Dr Nkosazana Zuma Municipality	7490909275	XABA FUNANI	TARS VALLEY CREIGHTON KZN	15	109.715	16.4572	126.1722
273	Dr Nkosazana Zuma Municipality	7518881787	MNDALI HAWUKILE ANNIE	AMAKUZA UNDERBURG KZN	15	109.715	16.4572	126.1722
274	Dr Nkosazana Zuma Municipality	7519013679	NTSHIZA MOZO LENA	AMAKUZA UNDERBURG KZN	15	109.715	16.4572	126.1722
275	Dr Nkosazana Zuma Municipality	7528705064	MAY BUSISIWE BEAUTY	AMAKUZA UNDERBURG KZN	15	109.715	16.4572	126.1722
276	Dr Nkosazana Zuma Municipality	7536183412	SHOBA BALO BATHULISE	AMAKUZA UNDERBURG KZN	15	109.715	16.4572	126.1722
277	Dr Nkosazana Zuma Municipality	7551768027	VICTOR ZONDI	AMAKUZA S1 KZN OU	15	109.715	16.4572	126.1722
278	Dr Nkosazana Zuma Municipality	7570364259	DLAMINI CRESSENTIA BUZANI	AMAKHUZE UNDERBURG KZN	15	109.715	16.4572	126.1722
279	Dr Nkosazana Zuma Municipality	7584206383	SONDEZI ESTHER	KZN OU	15	109.715	16.4572	126.1722
280	Dr Nkosazana Zuma Municipality	7592362192	CHAGWE BHUNGU ALFOS	AMAKUZA UNDERBURG KZN	15	109.715	16.4572	126.1722
281	Dr Nkosazana Zuma Municipality	7593356008	MAGUBANE FIKILE ROSEMARY	SANDANEZWE RICHMOND KZN	15	109.715	16.4572	126.1722
282	Dr Nkosazana Zuma Municipality	7597951566	XABA THOKOZANI	HLANGANANI 4 UNDERBERG KZN	15	109.715	16.4572	126.1722
283	Dr Nkosazana Zuma Municipality	7626999374	PHUNGULA PAULUS	AMAKUZA UNDERBURG KZN	15	109.715	16.4572	126.1722
284	Dr Nkosazana Zuma Municipality	7657281732	KHANYILE GLORIA	AMAKUZA UNDERBURG KZN	15	109.715	16.4572	126.1722
285	Dr Nkosazana Zuma Municipality	7664958818	SHOBA DELANI	KZN OU	15	109.715	16.4572	126.1722
286	Dr Nkosazana Zuma Municipality	7665062437	SHOBA MKHUZENI AARON	AMAKUZA UNDERBURG KZN	15	109.715	16.4572	126.1722
287	Dr Nkosazana Zuma Municipality	7687813734	NOBTSHELA MBULELO	KILMUN	15	109.715	16.4572	126.1722
288	Dr Nkosazana Zuma Municipality	7688747090	MTOLO MZAMANI	KILMUN NEAR MADWALENI HALL	15	109.715	16.4572	126.1722
289	Dr Nkosazana Zuma Municipality	7691608139	DLAMINI BONGEKILE	KILMUN	15	109.715	16.4572	126.1722
290	Dr Nkosazana Zuma Municipality	7697101599	MAGOSO BABHEKILE CORNELIA	AMAKUZA UNDERBURG KZN	15	109.715	16.4572	126.1722
291	Dr Nkosazana Zuma Municipality	7702103343	BAWINILE MAGUBANE	AMAKUZA KILMUN S1 UNDERBURG CNC	15	109.715	16.4572	126.1722
292	Dr Nkosazana Zuma Municipality	7702365967	BAZIMILE ZIKODE	AMAKUZA KILMUN S1 UNDERBURG CNC	15	109.715	16.4572	126.1722
293	Dr Nkosazana Zuma Municipality	7703137585	NDABAKHE MADELA ZIKODE	KZN OU	15	109.715	16.4572	126.1722
294	Dr Nkosazana Zuma Municipality	7705486832	MARY THULELENI MBANJWA	AMAKUZA KILMUN S1 UNDERBURG CNC	15	109.715	16.4572	126.1722
295	Dr Nkosazana Zuma Municipality	7706042372	BUKISILE ZIKODE	AMAKUZA KILMUN S1 UNDERBERG CNC	15	109.715	16.4572	126.1722
296	Dr Nkosazana Zuma Municipality	7710033919	TSHEZI ANGELICIOUS	KZN OU	15	109.715	16.4572	126.1722
297	Dr Nkosazana Zuma Municipality	7711720452	HLENGIWE ZIKODE	AMAKUZA KILMUN S1 UNDERBERG CNC	15	109.715	16.4572	126.1722
298	Dr Nkosazana Zuma Municipality	7719127422	GAMEDE ESTHER	KZN OU	15	109.715	16.4572	126.1722
299	Dr Nkosazana Zuma Municipality	7719872777	SHOBA PHINDILE	TRADITIONAL HOUSE KILMUN	15	109.715	16.4572	126.1722
300	Dr Nkosazana Zuma Municipality	7719985994	ZININGI NZIMANDE	AMAKUZA KILMUN S1 UNDERBERG CNC	15	109.715	16.4572	126.1722
301	Dr Nkosazana Zuma Municipality	7722398190	MATABANE ISAYA ZIKODE	AMAKUZA KILMUN S1 UNDERBERG CNC KZN OU	15	109.715	16.4572	126.1722

302	Dr Nkosazana Zuma Municipality	7723310438	NOMATHEMBA MNDALI	AMAKUZA KILMUN S1 UNDERBERG CNC KZN OU	15	109.715	16.4572	126.1722
303	Dr Nkosazana Zuma Municipality	7725623963	NTOMBIZODWA BEATA SOSIBO	AMAKUZA KILMUN S1 UNDERBERG CNC KZN OU	15	109.715	16.4572	126.1722
304	Dr Nkosazana Zuma Municipality	7726142580	THANDEKA SABELA	AMAKUZA KILMUN S1 UNDERBERG CNC KZN OU	15	109.715	16.4572	126.1722
305	Dr Nkosazana Zuma Municipality	7727907162	BHEKILIFA MKHIZE	AMAKUZA KILMUN S1 UNDERBERG CNC KZN OU	15	109.715	16.4572	126.1722
306	Dr Nkosazana Zuma Municipality	7727907162	BHEKILIFA MKHIZE	AMAKUZA KILMUN S1 UNDERBERG CNC KZN OU	15	109.715	16.4572	126.1722
307	Dr Nkosazana Zuma Municipality	7736693481	ZIKODE THEMBENI	KILMUN	15	109.715	16.4572	126.1722
308	Dr Nkosazana Zuma Municipality	7755989664	SHOBA BACUPHILE	KILMUN	15	109.715	16.4572	126.1722
309	Dr Nkosazana Zuma Municipality	7756625239	MLITHWA BONGUMUSA	KILMUN	15	109.715	16.4572	126.1722
310	Dr Nkosazana Zuma Municipality	7757952637	SHOBA BAHLEKILE	KILMUN	15	109.715	16.4572	126.1722
311	Dr Nkosazana Zuma Municipality	7765602483	YAMA CONRAD BEKANI	AMAKUZA UNDERBURG KZN KILMUN	15	109.715	16.4572	126.1722
312	Dr Nkosazana Zuma Municipality	7770475034	MJWARA NOSANDE	AMAKUZA UNDERBURG KZN KILMUN	15	109.715	16.4572	126.1722
313	Dr Nkosazana Zuma Municipality	7773886084	SOKHELA ZININGI LENAHA	AMAQADI NCWADI DEEPPDALE S1 HOWICK KZN OU	15	109.715	16.4572	126.1722
314	Dr Nkosazana Zuma Municipality	7783113110	MKIZE HLUPEKILE MARTHA	AMAQADI NCWADI DEEPPDALE S1 HOWICK KZN OU	15	109.715	16.4572	126.1722
315	Dr Nkosazana Zuma Municipality	7783404410	DLAMINI JABULILE JACQUELINE	AMAKHUZE UNDERBURG KZN KZN OU	15	109.715	16.4572	126.1722
316	Dr Nkosazana Zuma Municipality	7785169584	KHAMBULE KHUPHIKANI WILLISON	NKELEBANTWANA UNDERBERG KZN MADWALENI UNDERBERG KZN	15	109.715	16.4572	126.1722
317	Dr Nkosazana Zuma Municipality	7787911576	KHANYILE THOKOZILE	MADWALENI UNDERBERG KZN NOMHOJANA UNDERBERG KZN	15	109.715	16.4572	126.1722
318	Dr Nkosazana Zuma Municipality	7788541499	MINGUNI NANA	NOMHOJANA UNDERBERG KZN TRADITIONAL HOUSE	15	109.715	16.4572	126.1722
319	Dr Nkosazana Zuma Municipality	7794420382	XABA ROBERT	TRADITIONAL HOUSE KILMUN	15	109.715	16.4572	126.1722
320	Dr Nkosazana Zuma Municipality	7794823769	MIYA NTOMBITANKE	KILMUN	15	109.715	16.4572	126.1722
321	Dr Nkosazana Zuma Municipality	7810587712	NZIMANDE NOZIPHO CATHRINE	AMAKHUZE UNDERBURG KZN PITELE UNDERBERG KZN	15	109.715	16.4572	126.1722
322	Dr Nkosazana Zuma Municipality	7813831654	MIYA NOMUSA	PITELE UNDERBERG KZN KILMUN	15	109.715	16.4572	126.1722
323	Dr Nkosazana Zuma Municipality	7814453262	NTSHIZA HEZEKIA	KILMUN	15	109.715	16.4572	126.1722
324	Dr Nkosazana Zuma Municipality	7816155991	KHOZI NOBUHLE MILDRED	HLANGANANI 4 UNDERBERG KZN AMAKHUZE UNDERBURG KZN	15	109.715	16.4572	126.1722
325	Dr Nkosazana Zuma Municipality	7821768016	DLAMINI MANINGI	AMAKHUZE UNDERBURG KZN HLANGANANI 4 UNDERBERG KZN	15	109.715	16.4572	126.1722
326	Dr Nkosazana Zuma Municipality	7827919164	NTSHANGASE SANDILE	HLANGANANI 4 UNDERBERG KZN HLANGANANI 4 UNDERBERG KZN	15	109.715	16.4572	126.1722
327	Dr Nkosazana Zuma Municipality	7830132925	DLAMINI RAPHEAL SIBONGISENI	HLANGANANI 4 UNDERBERG KZN Traditional house	15	109.715	16.4572	126.1722
328	Dr Nkosazana Zuma Municipality	7830840059	MADUNA PHUMOWAKHE	Traditional house KILMUN	15	109.715	16.4572	126.1722
329	Dr Nkosazana Zuma Municipality	7833930968	MINDALA NONKUMBANE	KILMUN	15	109.715	16.4572	126.1722
330	Dr Nkosazana Zuma Municipality	7837637551	MAJOZI MIRRIAM PHILISIWE	AMAKHUZE UNDERBURG KZN KILMUN	15	109.715	16.4572	126.1722
331	Dr Nkosazana Zuma Municipality	7839796883	DLAMINI THOLAKELE	AMAKHUZE UNDERBURG KZN HLANGANANI 4 UNDERBERG KZN	15	109.715	16.4572	126.1722
332	Dr Nkosazana Zuma Municipality	7840305119	DLAMINI NKOSIYENZILE PHIDELIS	HLANGANANI 4 UNDERBERG KZN HLANGANANI 4 UNDERBERG KZN	15	109.715	16.4572	126.1722
333	Dr Nkosazana Zuma Municipality	7840388442	DLAMINI DELISILE FLORENCE	HLANGANANI 4 UNDERBERG KZN HLANGANANI 4 UNDERBERG KZN	15	109.715	16.4572	126.1722
334	Dr Nkosazana Zuma Municipality	7841429704	MNCWABE BAZAMILE AGNES	HLANGANANI 4 UNDERBERG KZN AMAKHUZE UNDERBURG KZN	15	109.715	16.4572	126.1722
335	Dr Nkosazana Zuma Municipality	7842330654	CAGWE NOCICYELO VICTORIA	AMAKHUZE UNDERBURG KZN KILMUN	15	109.715	16.4572	126.1722
336	Dr Nkosazana Zuma Municipality	7844033065	SHOBA BASUKILE	KILMUN	15	109.715	16.4572	126.1722
337	Dr Nkosazana Zuma Municipality	7844960563	DLAMINI KHUMBULANI JIMSON	HLANGANANI 4 UNDERBERG KZN HLANGANANI 4 UNDERBERG KZN	15	109.715	16.4572	126.1722
338	Dr Nkosazana Zuma Municipality	7845075376	DLAMINI BUSISIWE DOLLY	HLANGANANI 4 UNDERBERG KZN HLANGANANI 4 UNDERBERG KZN	15	109.715	16.4572	126.1722
339	Dr Nkosazana Zuma Municipality	7845159595	MBANUWA ESTHER MANUNU	HLANGANANI 4 UNDERBERG KZN HLANGANANI 4 UNDERBERG KZN	15	109.715	16.4572	126.1722
340	Dr Nkosazana Zuma Municipality	7845569970	DLAMINI NTSHIDANE HOWARD	HLANGANANI 4 UNDERBERG KZN HLANGANANI 4 UNDERBERG KZN	15	109.715	16.4572	126.1722
341	Dr Nkosazana Zuma Municipality	7846451768	NYIDE MZANDI BUYELEPHI	HLANGANANI 4 UNDERBERG KZN HLANGANANI 4 UNDERBERG KZN	15	109.715	16.4572	126.1722
342	Dr Nkosazana Zuma Municipality	7847302081	DLAMINI GALUNA	HLANGANANI 4 UNDERBERG KZN HLANGANANI 4 UNDERBERG KZN	15	109.715	16.4572	126.1722
343	Dr Nkosazana Zuma Municipality	7848860320	DLAMINI BAKHIPHILE CLEMENTINA	HLANGANANI 4 UNDERBERG KZN HLANGANANI 4 UNDERBERG KZN	15	109.715	16.4572	126.1722
344	Dr Nkosazana Zuma Municipality	7849066688	GAZU MZONDENI FANA	HLANGANANI 4 UNDERBERG KZN AMAKHUZE UNDERBURG KZN	15	109.715	16.4572	126.1722
345	Dr Nkosazana Zuma Municipality	7850747000	MNGUNI BAWINILE WINNIFRIEDA	AMAKHUZE UNDERBURG KZN HLANGANANI 4 UNDERBERG KZN	15	109.715	16.4572	126.1722
346	Dr Nkosazana Zuma Municipality	7852285607	DLAMINI GEZIZWE MZIKAYISE	HLANGANANI 4 UNDERBERG KZN HLANGANANI 4 UNDERBERG KZN	15	109.715	16.4572	126.1722

347 Dr Nkosazana Zuma Municipality	7856156657 MBELU ANTO M	STOFFELTON IMPENDLE KZN	15	109.715	16.4572	126.1722
348 Dr Nkosazana Zuma Municipality	7858136734 MBAMBO LO	HLANGANANI 4 UNDERBERG KZN AMAQADI NCWADI DEEPPALE S1 HOWICK KZN OU	15	109.715	16.4572	126.1722
349 Dr Nkosazana Zuma Municipality	7862051870 CHONCO JABULILE VICTORIA	KILMUN	15	109.715	16.4572	126.1722
350 Dr Nkosazana Zuma Municipality	7863705637 ZONDI MZONJANA	KILMUN	15	109.715	16.4572	126.1722
351 Dr Nkosazana Zuma Municipality	7863898508 MTOLO BUYISIWE	KILMUN	15	109.715	16.4572	126.1722
352 Dr Nkosazana Zuma Municipality	7878573733 MTOLO ROSINA	KILMUN	15	109.715	16.4572	126.1722
353 Dr Nkosazana Zuma Municipality	7884574137 DLAMINI PRINCESS ZITHELILE	AMAKHUZE UNDERBURG KZN	15	109.715	16.4572	126.1722
354 Dr Nkosazana Zuma Municipality	7901765654 MTOLO NANA	KILMUN	15	109.715	16.4572	126.1722
355 Dr Nkosazana Zuma Municipality	7903459924 NTSHIZA DUDUZILE	KILMUN	15	109.715	16.4572	126.1722
356 Dr Nkosazana Zuma Municipality	7906175256 MADUNA VITUS SIPHELELE	HLANGANANI S1 IXOPO KZN OU	15	109.715	16.4572	126.1722
357 Dr Nkosazana Zuma Municipality	7909742327 DLAMINI NICHOLAS MABHUBHE	AMAKHUZE UNDERBURG KZN	15	109.715	16.4572	126.1722
358 Dr Nkosazana Zuma Municipality	7910585852 MTHEMBU NTOMBIKHONA	AMAKHUZE UNDERBURG KZN	15	109.715	16.4572	126.1722
359 Dr Nkosazana Zuma Municipality	7914031784 MKHIZE SHUMISILE	KILMUN	15	109.715	16.4572	126.1722
360 Dr Nkosazana Zuma Municipality	7915004068 DLAMINI XOLILE	AMAKHUZE UNDERBURG KZN	15	109.715	16.4572	126.1722
361 Dr Nkosazana Zuma Municipality	7916078574 NZIMANDE MAPHAKATHI ANDREAS	AMAKHUZE UNDERBURG KZN	15	109.715	16.4572	126.1722
362 Dr Nkosazana Zuma Municipality	7921387102 MNGUNI FIKEPHI	AMAKHUZE UNDERBURG KZN	15	109.715	16.4572	126.1722
363 Dr Nkosazana Zuma Municipality	7945230240 BHENGU NONHLANHLA	KILMUN	15	109.715	16.4572	126.1722
364 Dr Nkosazana Zuma Municipality	7954744231 MNGUNI IDA	KILMUN	15	109.715	16.4572	126.1722
365 Dr Nkosazana Zuma Municipality	7955156615 MNGUNI BADELISILE	KILMUN	15	109.715	16.4572	126.1722
366 Dr Nkosazana Zuma Municipality	7955866349 ZONDI NOMGANELO	QULASHE UNDERBURG KZN	15	109.715	16.4572	126.1722
367 Dr Nkosazana Zuma Municipality	7959170316 DLANI PATRICIA	KILMUN	15	109.715	16.4572	126.1722
368 Dr Nkosazana Zuma Municipality	7959324946 MNGUNI SIZABANI	KILMUN	15	109.715	16.4572	126.1722
369 Dr Nkosazana Zuma Municipality	7974998476 MTHEMBU MSHIYENI	KILMUN	15	109.715	16.4572	126.1722
370 Dr Nkosazana Zuma Municipality	7978029952 SHELEMBE MANDLENKOSI ROBENSI SCHOOL	SHARP LOCATION NEXT TO DLANGANANI H	15	109.715	16.4572	126.1722
371 Dr Nkosazana Zuma Municipality	7984813879 XABA NJABULO MOSES	CORINTH S1 IXOPO KZN OU	15	109.715	16.4572	126.1722
372 Dr Nkosazana Zuma Municipality	7989141005 DLAMINI HLEZIPHI GEORINA	SUN CITY BULLWER PMB KZN	15	109.715	16.4572	126.1722
373 Dr Nkosazana Zuma Municipality	8015582010 MKHIZE THEMBANI	Brick House	15	109.715	16.4572	126.1722
374 Dr Nkosazana Zuma Municipality	8033396224 DLAMINI BABAZIVI MARRIET	AMAKHUZE UNDERBURG KZN	15	109.715	16.4572	126.1722
375 Dr Nkosazana Zuma Municipality	8039318147 JAMA MUNTU PHIKISILE	SUN CITY BULLWER PMB KZN	15	109.715	16.4572	126.1722
376 Dr Nkosazana Zuma Municipality	8047515970 MEMELA MUSAWENKOSI GOODMAN NKWEZELA S1 UNDERBERG KZN OU	AMAKHUZE UNDERBURG KZN	15	109.715	16.4572	126.1722
377 Dr Nkosazana Zuma Municipality	8049738991 DLAMINI MTHEKU MEDRINA	AMAKHUZE UNDERBURG KZN	15	109.715	16.4572	126.1722
378 Dr Nkosazana Zuma Municipality	8052137419 MEMELA MZOMUNYE	NKWEZELA	15	109.715	16.4572	126.1722
379 Dr Nkosazana Zuma Municipality	8060740335 NZIMANE N	Brick House	15	109.715	16.4572	126.1722
380 Dr Nkosazana Zuma Municipality	8063818312 CHULE THANDI BETREACE	SUN CITY BULLWER PMB KZN	15	109.715	16.4572	126.1722
381 Dr Nkosazana Zuma Municipality	8066280817 LUKHOZI NOKUZOLA	Traditional house	15	109.715	16.4572	126.1722
382 Dr Nkosazana Zuma Municipality	8068632650 MTHEMBU MUSAWENKOSI DISMAS	NKWEZELA S1 UNDERBERG KZN OU	15	109.715	16.4572	126.1722
383 Dr Nkosazana Zuma Municipality	8070077676 RADEBE BAZINI CONSTANCE	NKWEZELA S1 UNDERBERG KZN OU	15	109.715	16.4572	126.1722
384 Dr Nkosazana Zuma Municipality	8078687152 MEMELA PHILISWE MATHOTHO	SUN CITY BULLWER PMB KZN	15	109.715	16.4572	126.1722
385 Dr Nkosazana Zuma Municipality	8088273987 DUMAKUDE KINKI PHYLLIS	SUN CITY BULLWER PMB KZN	15	109.715	16.4572	126.1722
386 Dr Nkosazana Zuma Municipality	8088649799 XULU ANNACLAETIA LINDIWE	SINKONKONKO UNDERBERG KZN OU	15	109.715	16.4572	126.1722
387 Dr Nkosazana Zuma Municipality	8089093252 MEMELA MZAMANI MZOMUNI	NKWEZELA S1 UNDERBERG KZN OU	15	109.715	16.4572	126.1722
388 Dr Nkosazana Zuma Municipality	8089856972 DUMA DUMAZILE	SUN CITY BULLWER PMB KZN	15	109.715	16.4572	126.1722
389 Dr Nkosazana Zuma Municipality	8096816682 MTOLO GCINIZIWE PHILIPH	SUN CITY BULLWER PMB KZN	15	109.715	16.4572	126.1722
390 Dr Nkosazana Zuma Municipality	8099557418 KUBONE NTOMBIZA ANNETTA	SUN CITY BULLWER PMB KZN	15	109.715	16.4572	126.1722
391 Dr Nkosazana Zuma Municipality	8108222029 MNGUNI MANDLENKOSI PETROS	AMAKHUZE UNDERBERG KZN OU	15	109.715	16.4572	126.1722
392 Dr Nkosazana Zuma Municipality	8108317972 MBANJWA PHUMELELE MARIA	AMAKHUZE UNDERBERG KZN OU	15	109.715	16.4572	126.1722
393 Dr Nkosazana Zuma Municipality	8108412297 MAKHANYA IRENE	TRADITIONAL HOUSE	15	109.715	16.4572	126.1722
394 Dr Nkosazana Zuma Municipality	8110475086 ZIKODE SOLOMON	AMAKHUZE UNDERBERG KZN OU	15	109.715	16.4572	126.1722
395 Dr Nkosazana Zuma Municipality	8110824022 JAMA NELISWIWE	AMAKHUZE UNDERBERG KZN OU	15	109.715	16.4572	126.1722
396 Dr Nkosazana Zuma Municipality	8111016374 MBANJWA THOBILE	AMAKHUZE UNDERBERG KZN OU	15	109.715	16.4572	126.1722

397	Dr Nkosazana Zuma Municipality	8112299974	DLAMINI NTOMBIFUTHI PRISCA	AMAKHUZE UNDERBERG KZN OU	15	109.715	16.4572	126.1722
398	Dr Nkosazana Zuma Municipality	8112313238	DUMA MFANELO	AMAKHUZE UNDERBERG KZN OU	15	109.715	16.4572	126.1722
399	Dr Nkosazana Zuma Municipality	8112475624	MKHIZE LUCTRETIA ZEKELANI	AMAKUZA UNDERBURG KZN	15	109.715	16.4572	126.1722
400	Dr Nkosazana Zuma Municipality	8112742102	MNGUNI QINLENI PAULINA	AMAKHUZE UNDERBERG KZN OU	15	109.715	16.4572	126.1722
401	Dr Nkosazana Zuma Municipality	8113120897	MNGUNI NONKULLEKO ELIZABETH	AMAKHUZE UNDERBERG KZN OU	15	109.715	16.4572	126.1722
402	Dr Nkosazana Zuma Municipality	8113272309	SIBISI NGENZENI DORIS	AMAKHUZE UNDERBERG KZN OU	15	109.715	16.4572	126.1722
403	Dr Nkosazana Zuma Municipality	8113308253	MKHIZE MABHUIE	AMAKHUZE UNDERBERG KZN OU	15	109.715	16.4572	126.1722
404	Dr Nkosazana Zuma Municipality	8114010481	NZIMANDE ZANELE	AMAKHUZE UNDERBERG KZN OU	15	109.715	16.4572	126.1722
405	Dr Nkosazana Zuma Municipality	8114034425	MNGUNI FULASHILE BUSISIWE	AMAKHUZE UNDERBERG KZN OU	15	109.715	16.4572	126.1722
406	Dr Nkosazana Zuma Municipality	8114447724	MAJOZI BUSISIWE	SINKONKONKO UNDERBERG KZN OU	15	109.715	16.4572	126.1722
407	Dr Nkosazana Zuma Municipality	8114566960	NZIMANDE VELAZEKE	AMAKHUZE UNDERBERG KZN OU	15	109.715	16.4572	126.1722
408	Dr Nkosazana Zuma Municipality	8115836914	MNGUNI NONTOKOZO PROMISE	AMAKHUZE UNDERBERG KZN OU	15	109.715	16.4572	126.1722
409	Dr Nkosazana Zuma Municipality	8116068851	MNGUNI SABANI NOBUHLE	AMAKHUZE UNDERBERG KZN OU	15	109.715	16.4572	126.1722
410	Dr Nkosazana Zuma Municipality	8117324455	MBANUWA THABISILE VERONICA	AMAKHUZE UNDERBERG KZN OU	15	109.715	16.4572	126.1722
411	Dr Nkosazana Zuma Municipality	8118274508	MNGUNI NONDUMISO	AMAKHUZE UNDERBERG KZN OU	15	109.715	16.4572	126.1722
412	Dr Nkosazana Zuma Municipality	8121596273	ZWELIBI TOBIAS SHOBA	AMAKHUZE UNDERBERG KZN OU	15	109.715	16.4572	126.1722
413	Dr Nkosazana Zuma Municipality	8122775222	NDOVU PHUMZILE ANNASTASIA	SINKONKONKO UNDERBERG KZN OU	15	109.715	16.4572	126.1722
414	Dr Nkosazana Zuma Municipality	8124135837	MQANJELWA MUSAWENTOM MNCW	AMAKHUZE UNDERBERG KZN OU	15	109.715	16.4572	126.1722
415	Dr Nkosazana Zuma Municipality	8124496983	PHUNGULA NELISWE QUEENET	AMAKUZA UNDERBURG KZN	15	109.715	16.4572	126.1722
416	Dr Nkosazana Zuma Municipality	8124871874	DAYIDA BADELISE SHOBA	AMAKHUZE UNDERBERG KZN OU	15	109.715	16.4572	126.1722
417	Dr Nkosazana Zuma Municipality	8125054528	ELIZABETH NQOLWANE SHOBA	AMAKHUZE UNDERBERG KZN OU	15	109.715	16.4572	126.1722
418	Dr Nkosazana Zuma Municipality	8126902767	NOBUHLE JAMA	AMAKHUZE UNDERBERG KZN OU	15	109.715	16.4572	126.1722
419	Dr Nkosazana Zuma Municipality	8129356394	PHUNGULA HLULISILE ROSALIA	AMAKHUZE UNDERBERG KZN OU	15	109.715	16.4572	126.1722
420	Dr Nkosazana Zuma Municipality	8129390844	QHAMUKA SHOBA	AMAKHUZE UNDERBERG KZN OU	15	109.715	16.4572	126.1722
421	Dr Nkosazana Zuma Municipality	8130652191	LINDIWE SNOO SHOBA	AMAKHUZE UNDERBERG KZN OU	15	109.715	16.4572	126.1722
422	Dr Nkosazana Zuma Municipality	8131579480	SHOBA BADUBILE CATHRINA	AMAKHUZE UNDERBERG KZN OU	15	109.715	16.4572	126.1722
423	Dr Nkosazana Zuma Municipality	8131754892	DLAMINI THOBKILE VENENCIA	AMAKHUZE UNDERBERG KZN OU	15	109.715	16.4572	126.1722
424	Dr Nkosazana Zuma Municipality	8132381310	KHANYEZI THULISILE SIBONGILE	AMAKHUZE UNDERBERG KZN OU	15	109.715	16.4572	126.1722
425	Dr Nkosazana Zuma Municipality	8132634540	MTOLO HLEZIPHI HAPPINESS	AMAKHUZE UNDERBERG KZN OU	15	109.715	16.4572	126.1722
426	Dr Nkosazana Zuma Municipality	8132764199	SHOBA DOTOMBA MASHU	AMAKHUZE UNDERBERG KZN OU	15	109.715	16.4572	126.1722
427	Dr Nkosazana Zuma Municipality	8134302665	SHOBA ZIBONELLE LOYI	AMAKHUZE UNDERBERG KZN OU	15	109.715	16.4572	126.1722
428	Dr Nkosazana Zuma Municipality	8134675486	NZIMANDE ZANELE	AMAKHUZE UNDERBERG KZN OU	15	109.715	16.4572	126.1722
429	Dr Nkosazana Zuma Municipality	8134962784	DLAMINI SIBONGILE CONSTANCE	PEVENSY UNERBERG KZN	15	109.715	16.4572	126.1722
430	Dr Nkosazana Zuma Municipality	8135914108	MBELU LEONARD THISHELA	AMAKHUZE UNDERBERG KZN	15	109.715	16.4572	126.1722
431	Dr Nkosazana Zuma Municipality	8136185613	SHOBA SIBONGISENI	AMAKHUZE UNDERBERG KZN OU	15	109.715	16.4572	126.1722
432	Dr Nkosazana Zuma Municipality	8138860118	PHUNGULA THEMBSISILE	AMAKUZA UNDERBURG KZN	15	109.715	16.4572	126.1722
433	Dr Nkosazana Zuma Municipality	8142288579	DLAMINI BADINGILE THUSHUZA	AMAKHUZE UNDERBURG KZN	15	109.715	16.4572	126.1722
434	Dr Nkosazana Zuma Municipality	8144531132	SHOBA MGOBO	AMAKHUZE UNDERBURG KZN	15	109.715	16.4572	126.1722
435	Dr Nkosazana Zuma Municipality	8148358117	MOLEFE SOBHOLENYONI D	STOFFELTON IMPENDLE KZN	15	109.715	16.4572	126.1722
436	Dr Nkosazana Zuma Municipality	8148867062	SHOBA BHEKISISA PAULUS	AMAKUZA UNDERBURG KZN	15	109.715	16.4572	126.1722
437	Dr Nkosazana Zuma Municipality	8156696384	SHOBA MFANISENI THERUS	AMAKUZA UNDERBURG KZN	15	109.715	16.4572	126.1722
438	Dr Nkosazana Zuma Municipality	8167992211	SHOBA BHOYI GEDION	AMAKHUZE UNDERBURG KZN	15	109.715	16.4572	126.1722
439	Dr Nkosazana Zuma Municipality	8172354941	SOSIBO SIBONGILE PERCIFIC	AMAKHUZE UNDERBURG KZN	15	109.715	16.4572	126.1722
440	Dr Nkosazana Zuma Municipality	8184927892	LANGA BUYISILE PAULINE	AMAKHUZE UNDERBURG KZN	15	109.715	16.4572	126.1722
441	Dr Nkosazana Zuma Municipality	8186139660	DLAMINI BONISWE	AMAKHUZE UNDERBURG KZN	15	109.715	16.4572	126.1722
442	Dr Nkosazana Zuma Municipality	8187848813	SABELA PHIKISILE BADUMISE	AMAKUZA UNDERBURG KZN	15	109.715	16.4572	126.1722
443	Dr Nkosazana Zuma Municipality	8197836695	TSHOBA DOTI RICHARD	Traditional	15	109.715	16.4572	126.1722
444	Dr Nkosazana Zuma Municipality	8202564090	MBANUWA THULISILE ANNACLETA	AMAKUZA UNDERBURG KZN	15	109.715	16.4572	126.1722
445	Dr Nkosazana Zuma Municipality	8205926963	DLAMINI BALUNGILE	AMAKHUZE UNDERBURG KZN	15	109.715	16.4572	126.1722
446	Dr Nkosazana Zuma Municipality	8208209841	MTHEMBU SANELISWE CORNELIA	AMAKHUZE UNDERBURG KZN	15	109.715	16.4572	126.1722
447	Dr Nkosazana Zuma Municipality	8221023170	KHWELA EUGENIA NONTOKOZO	TRANSOFRMRER ZONE PBT25	15	109.715	16.4572	126.1722
448	Dr Nkosazana Zuma Municipality							

449	Dr Nkosazana Zuma Municipality	8228240242	MNCWABE FRANCIS MBONGENI	Traditional	15	109 715	16 4572	126 1722
450	Dr Nkosazana Zuma Municipality	8228432737	MVUMBU SNANAZANA CLEMENTINE	AMAKUZA UNDERBURG KZN	15	109 715	16 4572	126 1722
451	Dr Nkosazana Zuma Municipality	8235428699	NXELE THOBILE EUNICE	AMAKHUZE UNDERBURG KZN	15	109 715	16 4572	126 1722
452	Dr Nkosazana Zuma Municipality	8249354124	LINDA HLANGANANI MOSES	AMAKUZA S1 UNDERBERG KZN OU	15	109 715	16 4572	126 1722
453	Dr Nkosazana Zuma Municipality	8249354124	LINDA HLANGANANI MOSES	AMAKUZA S1 UNDERBERG KZN OU	15	109 715	16 4572	126 1722
454	Dr Nkosazana Zuma Municipality	8252445231	SHEZI PIKOLANA FIKLEPHI	AMAKUZA S1 UNDERBERG KZN OU	15	109 715	16 4572	126 1722
455	Dr Nkosazana Zuma Municipality	8260273598	NZIMANDE TSHENGISILE CATHRYNE	AMAKUZA UNDERBURG KZN	15	109 715	16 4572	126 1722
456	Dr Nkosazana Zuma Municipality	8261947175	KHANYILE SIZAKELE CHRISTINIA	AMAKUZA UNDERBURG KZN	15	109 715	16 4572	126 1722
457	Dr Nkosazana Zuma Municipality	8280721671	MNGUNI LUNGISILE	AMAKHUZE UNDERBURG KZN	15	109 715	16 4572	126 1722
458	Dr Nkosazana Zuma Municipality	8294301373	JAMA KHULEKANI	AMAKHUZE UNDERBURG KZN	15	109 715	16 4572	126 1722
459	Dr Nkosazana Zuma Municipality	8296444504	DLAMINI MLUNGISENI PETROS	AMAKUZA S1 UNDERBERG KZN OU	15	109 715	16 4572	126 1722
460	Dr Nkosazana Zuma Municipality	8297321574	MNGUNI MANAKAZI VENENCIA	AMAKUZA S1 UNDERBERG KZN OU	15	109 715	16 4572	126 1722
461	Dr Nkosazana Zuma Municipality	8298772649	JAMA ZAMEKILE MARIA	AMAKUZA S1 UNDERBERG KZN OU	15	109 715	16 4572	126 1722
462	Dr Nkosazana Zuma Municipality	8303398240	MNGUNI NPHOSI NTOMBIFUTHI	AMAKUZA S1 UNDERBERG KZN OU	15	109 715	16 4572	126 1722
463	Dr Nkosazana Zuma Municipality	8304572461	LINDA TSHAYAZANE	AMAKUZA S1 UNDERBERG KZN OU	15	109 715	16 4572	126 1722
464	Dr Nkosazana Zuma Municipality	8309189642	LINDA SBONGISENI	AMAKUZA S1 UNDERBERG KZN OU	15	109 715	16 4572	126 1722
465	Dr Nkosazana Zuma Municipality	8312438043	ZUMA KHUMBUZILE	Brick House	15	109 715	16 4572	126 1722
466	Dr Nkosazana Zuma Municipality	8315000775	DLAMINI NOKUTHULA ZANDILE	AMAKUZA S1 UNDERBERG KZN OU	15	109 715	16 4572	126 1722
467	Dr Nkosazana Zuma Municipality	8315119266	LINDA LINDILENI EVELYN	AMAKUZA S1 UNDERBERG KZN OU	15	109 715	16 4572	126 1722
468	Dr Nkosazana Zuma Municipality	8326168756	ZUMA PRINCES BONISILE	AMAKUZA S1 UNDERBERG KZN OU	15	109 715	16 4572	126 1722
469	Dr Nkosazana Zuma Municipality	8326726251	ZUMA NOMATHEMBA HOMISTA	AMAKUZA S1 UNDERBERG KZN OU	15	109 715	16 4572	126 1722
470	Dr Nkosazana Zuma Municipality	8328766972	MBATHA SIZENI MAGAGRET	AMAKUZA S1 UNDERBERG KZN OU	15	109 715	16 4572	126 1722
471	Dr Nkosazana Zuma Municipality	8329618663	CEBEKHULU THENJUWE SLYVIA	AMAKUZA S1 UNDERBERG KZN OU	15	109 715	16 4572	126 1722
472	Dr Nkosazana Zuma Municipality	8333551455	KHATI NOMAYE	TRADITIONAL HOUSE	15	109 715	16 4572	126 1722
473	Dr Nkosazana Zuma Municipality	8340240838	DLAMINI BUSELAPHI	UNDERBERG CNC	15	109 715	16 4572	126 1722
474	Dr Nkosazana Zuma Municipality	8340440249	SHEZI NOMABULAZI CATHRINE	AMAKHUZE UNDERBURG KZN	15	109 715	16 4572	126 1722
475	Dr Nkosazana Zuma Municipality	8343133717	JILI NOKUFIKA JESTER	ENKELEBANTWANA UNDERBERG KZN OU	15	109 715	16 4572	126 1722
476	Dr Nkosazana Zuma Municipality	8343631259	LINDA RITA GABISILE	AMAKUZA S1 UNDERBERG KZN OU	15	109 715	16 4572	126 1722
477	Dr Nkosazana Zuma Municipality	8346532788	MBANJWA KHONZEPHI THANDIWE	AMAKUZA S1 UNDERBURG KZN	15	109 715	16 4572	126 1722
478	Dr Nkosazana Zuma Municipality	8346551451	LINDA GEZEKILE ANNACLETTA	AMAKUZA S1 UNDERBERG KZN OU	15	109 715	16 4572	126 1722
479	Dr Nkosazana Zuma Municipality	8354640765	DLAMINI NOMASEKISI LUCRACIA	AMAKUZA UNDERBURG KZN	15	109 715	16 4572	126 1722
480	Dr Nkosazana Zuma Municipality	8354675419	DLAMINI LINDELENI CECELIA	AMAKUZA UNDERBURG KZN	15	109 715	16 4572	126 1722
481	Dr Nkosazana Zuma Municipality	8359689765	PHUNGULA SOKWEPHULA	AMAKUZA UNDERBURG KZN	15	109 715	16 4572	126 1722
482	Dr Nkosazana Zuma Municipality	8362269389	MNCWABE GAVINI SIPHIWE	HLANGANANI	15	109 715	16 4572	126 1722
483	Dr Nkosazana Zuma Municipality	8363356521	NGCOBO THOKOZILE	Traditional	15	109 715	16 4572	126 1722
484	Dr Nkosazana Zuma Municipality	8364603916	DLAMINI MANGALISILE NOZUKA	AMAKUZA S1 UNDERBERG KZN OU	15	109 715	16 4572	126 1722
485	Dr Nkosazana Zuma Municipality	8370666479	MJWARA AB	QJEMENI	15	109 715	16 4572	126 1722
486	Dr Nkosazana Zuma Municipality	8371615818	MTHEMBU DELANI KHAYALAKE	AMAKUZA S1 UNDERBERG KZN OU	15	109 715	16 4572	126 1722
487	Dr Nkosazana Zuma Municipality	8374492373	LINDA NHLAKANIPHO	STOFFELTON BROTHENI S1 SOLOKHOLO	15	109 715	16 4572	126 1722
488	Dr Nkosazana Zuma Municipality	8375759185	SOSIBO SIBUSISO	UNDERBERG KZN OU	15	109 715	16 4572	126 1722
489	Dr Nkosazana Zuma Municipality	8377005709	MADONDA NOMSA THOBISILE	STOFFELTON BROTHENI S1 SOLOKHOLO	15	109 715	16 4572	126 1722
490	Dr Nkosazana Zuma Municipality	8379461664	MBANJWA ERNEST LANGELIHLE	UNDERBERG KZN OU	15	109 715	16 4572	126 1722
491	Dr Nkosazana Zuma Municipality	8384251180	NZIMANDE BEZANI	AMAKUZA S1 UNDERBERG KZN OU	15	109 715	16 4572	126 1722
492	Dr Nkosazana Zuma Municipality	8385869614	KUNENE NONHLANHLA ETHEL	AMAKUZA S1 UNDERBERG KZN OU	15	109 715	16 4572	126 1722
493	Dr Nkosazana Zuma Municipality	8387852162	LINDA NOMSEBENZI WINNIFRED	AMAKUZA S1 UNDERBERG KZN OU	15	109 715	16 4572	126 1722
494	Dr Nkosazana Zuma Municipality	8389530659	MBANJWA NONKULULEKO	AMAKUZA S1 UNDERBERG KZN OU	15	109 715	16 4572	126 1722
495	Dr Nkosazana Zuma Municipality	8395253711	BHENGU NOMUSA	UNDERBERG	15	109 715	16 4572	126 1722
496	Dr Nkosazana Zuma Municipality	8396552848	MHLONGO MBONGENI INNOCENT	AMAKUZA S1 UNDERBERG KZN OU	15	109 715	16 4572	126 1722
497	Dr Nkosazana Zuma Municipality	8398108537	MNGUNI LINDENI NORA	AMAKHUZE UNDERBURG KZN	15	109 715	16 4572	126 1722

498	Dr Nkosazana Zuma Municipality	8402828457	DLAMINI NKOSINATHI COSMOS	STOFFELTON BROTHENI S1 SOLOKOHLO	15	109.715	16.4572	126.1722
499	Dr Nkosazana Zuma Municipality	8408905437	MBANJWA NTOMBIZINI DUDUZILE	UNDERBERG KZN OU	15	109.715	16.4572	126.1722
500	Dr Nkosazana Zuma Municipality	8409926048	PHUNGULA ZAKHELE	AMAKUZA S1 UNDERBERG KZN OU	15	109.715	16.4572	126.1722
501	Dr Nkosazana Zuma Municipality	8412407512	PHUNGULA THOKOZANI GRACIA	AMAKUZA S1 UNDERBERG KZN OU	15	109.715	16.4572	126.1722
502	Dr Nkosazana Zuma Municipality	8412572942	NTSHIZA MAKHOSI	AMAKUZA UNDERBURG KZN	15	109.715	16.4572	126.1722
503	Dr Nkosazana Zuma Municipality	8412842511	DLAMINI VUMILE	AMAKUZA S1 UNDERBERG KZN OU	15	109.715	16.4572	126.1722
504	Dr Nkosazana Zuma Municipality	8413431624	KUNENE BABONGILE MONICA	AMAKUZA S1 UNDERBERG KZN OU	15	109.715	16.4572	126.1722
505	Dr Nkosazana Zuma Municipality	8413472717	KUNENE WINILE PROTASIA	AMAKUZA S1 UNDERBERG KZN OU	15	109.715	16.4572	126.1722
506	Dr Nkosazana Zuma Municipality	8414729072	MNCWABE VOVO ERIC	SUN CITY BULWER PMB KZN	15	109.715	16.4572	126.1722
507	Dr Nkosazana Zuma Municipality	8414733002	ZONDI MSIZI SALANUS	AMAKUZA UNDERBURG KZN	15	109.715	16.4572	126.1722
508	Dr Nkosazana Zuma Municipality	8415512017	LINDA THABISA	AMAKUZA S1 UNDERBERG KZN OU	15	109.715	16.4572	126.1722
509	Dr Nkosazana Zuma Municipality	8415815754	MLOTSHWA CATHERINE	Brick House	15	109.715	16.4572	126.1722
510	Dr Nkosazana Zuma Municipality	8419466079	NGCOBO THANDEKI ISAIH	STOFFELTON BROTHENI S1 SOLOKOHLO	15	109.715	16.4572	126.1722
511	Dr Nkosazana Zuma Municipality	8422149462	NGCOBO SEBENZILE	UNDERBERG KZN OU	15	109.715	16.4572	126.1722
512	Dr Nkosazana Zuma Municipality	8422893370	KHUBONE GOODNESS THANDEKA	SUN CITY BULWER PMB KZN	15	109.715	16.4572	126.1722
513	Dr Nkosazana Zuma Municipality	8427299188	KHUBONE MZONGANI	AMAKUZA S1 UNDERBERG KZN OU	15	109.715	16.4572	126.1722
514	Dr Nkosazana Zuma Municipality	8429621309	NTOMBELA KHETHEKILE IREN	STOFFELTON BROTHENI S1 SOLOKOHLO	15	109.715	16.4572	126.1722
515	Dr Nkosazana Zuma Municipality	8434473045	MHLUNGU FIKILE PATRICIA	UNDERBERG KZN OU	15	109.715	16.4572	126.1722
516	Dr Nkosazana Zuma Municipality	8436267161	ZUMA MLAMULI ALFRED	AMAKUZA S1 UNDERBERG KZN OU	15	109.715	16.4572	126.1722
517	Dr Nkosazana Zuma Municipality	8442105770	NKOMO ZOLEKA	Brick House	15	109.715	16.4572	126.1722
518	Dr Nkosazana Zuma Municipality	8453966166	BUTHLEZI NOMPUMELELO	AMAKHUZE UNDERBURG KZN	15	109.715	16.4572	126.1722
519	Dr Nkosazana Zuma Municipality	8454065899	DLAMINI IBHAZINI	AMAKUZA S1 UNDERBERG KZN OU	15	109.715	16.4572	126.1722
520	Dr Nkosazana Zuma Municipality	8463711912	NCOBENI M	HOUSE	15	109.715	16.4572	126.1722
521	Dr Nkosazana Zuma Municipality	8464843775	MNDALI HLEBEKILE KATHRINA	AMAKUZA UNDERBURG KZN	15	109.715	16.4572	126.1722
522	Dr Nkosazana Zuma Municipality	8466555418	KHUMALO PHUMZILE GETRUDE	AMAKUZA S1 UNDERBERG KZN OU	15	109.715	16.4572	126.1722
523	Dr Nkosazana Zuma Municipality	8467637764	DLAMINI BONGANI	BRICK HOUSE	15	109.715	16.4572	126.1722
524	Dr Nkosazana Zuma Municipality	8470402223	MNTUNGWA BHEKINDODA PHILIP	AMAKUZA S1 UNDERBERG KZN OU	15	109.715	16.4572	126.1722
525	Dr Nkosazana Zuma Municipality	8470402223	MNTUNGWA BHEKINDODA PHILIP	AMAKUZA S1 UNDERBERG KZN OU	15	109.715	16.4572	126.1722
526	Dr Nkosazana Zuma Municipality	8474216554	DLAMINI DEZI FREDRICA	AMAKUZA S1 UNDERBERG KZN OU	15	109.715	16.4572	126.1722
527	Dr Nkosazana Zuma Municipality	8476298293	DLAMINI NICHODEM DUMISANI	AMAKUZA S1 UNDERBERG KZN OU	15	109.715	16.4572	126.1722
528	Dr Nkosazana Zuma Municipality	8476517758	NDOLOVU NCAMSILE	SINKONKONKO UNDERBERG KZN OU	15	109.715	16.4572	126.1722
529	Dr Nkosazana Zuma Municipality	8477022161	ZONDI ESLINA SALAWENZANI	AMAKUZA S1 UNDERBERG KZN OU	15	109.715	16.4572	126.1722
530	Dr Nkosazana Zuma Municipality	8481055832	KHUBONE HLELIPHI OCTAVIA	AMAKUZA S1 UNDERBERG KZN OU	15	109.715	16.4572	126.1722
531	Dr Nkosazana Zuma Municipality	8482635200	WESSELS DONATOUS	SINKONKONKO UNDERBERG KZN OU	15	109.715	16.4572	126.1722
532	Dr Nkosazana Zuma Municipality	8487715323	ZONDI VAMSILE ELAZEBETH	AMAKUZA S1 UNDERBERG KZN OU	15	109.715	16.4572	126.1722
533	Dr Nkosazana Zuma Municipality	8489012082	SHEZI MANDLAKAYISE THEOBALD	AMAKUZA UNDERBURG KZN	15	109.715	16.4572	126.1722
534	Dr Nkosazana Zuma Municipality	8502207622	DLAMINI NTOMBI ETHELDRETHA	AMAKUZA S1 UNDERBERG KZN OU	15	109.715	16.4572	126.1722
535	Dr Nkosazana Zuma Municipality	8502325193	DLAMINI MATUTU LAIZAH	AMAKUZA S1 UNDERBERG KZN OU	15	109.715	16.4572	126.1722
536	Dr Nkosazana Zuma Municipality	8502444728	GAMEDÉ CABANGILE	AMAKUZA S1 UNDERBERG KZN OU	15	109.715	16.4572	126.1722
537	Dr Nkosazana Zuma Municipality	8503134253	DLAMINI LIZZIE PETRONELLA	AMAKUZA S1 UNDERBERG KZN OU	15	109.715	16.4572	126.1722
538	Dr Nkosazana Zuma Municipality	8504255122	DLAMINI BUHLE	PHAYINDANE	15	109.715	16.4572	126.1722
539	Dr Nkosazana Zuma Municipality	8504655883	MJWARA NOMBIKO NTOMBIYEMVEL	PHAYINDANE	15	109.715	16.4572	126.1722
540	Dr Nkosazana Zuma Municipality	8505472678	MBANJWA BAWEZILE	PHAYINDANE	15	109.715	16.4572	126.1722
541	Dr Nkosazana Zuma Municipality	8509793223	MJWARA SENZO	PHAYINDANE	15	109.715	16.4572	126.1722
542	Dr Nkosazana Zuma Municipality	8515806711	ZONDI THEMENI	PHAYINDANE	15	109.715	16.4572	126.1722
543	Dr Nkosazana Zuma Municipality	8516616461	SHEZI BALUNGILE	PHAYINDANE	15	109.715	16.4572	126.1722
544	Dr Nkosazana Zuma Municipality	8517156344	ZONDI SIZAKELE	BHATINI	15	109.715	16.4572	126.1722
545	Dr Nkosazana Zuma Municipality	8519568851	KHUMALO R	HOUSE	15	109.715	16.4572	126.1722
546	Dr Nkosazana Zuma Municipality	8523419958	SHEZI QONDENI	PHAYINDANE	15	109.715	16.4572	126.1722

547	Dr Nkosazana Zuma Municipality	8528017791 ZONDI ANNATOLIA	BHATINI	15	109.715	16.4572	126.1722
548	Dr Nkosazana Zuma Municipality	8535731521 KHUMALO DINGENI	AMAKUZA S1 UNDERBERG KZN OU	15	109.715	16.4572	126.1722
549	Dr Nkosazana Zuma Municipality	8538332725 MSHENGU RAPHEAL MBHEKISENI	AMAKUZA S1 UNDERBERG KZN OU	15	109.715	16.4572	126.1722
550	Dr Nkosazana Zuma Municipality	8540057225 DLAMINI PHUMZILE INNOCENSIAI	AMAKUZA S1 UNDERBERG KZN OU	15	109.715	16.4572	126.1722
551	Dr Nkosazana Zuma Municipality	8543396851 DLAMINI GODLIZWI ZAKHELE	AMAKUZA S1 UNDERBERG KZN OU	15	109.715	16.4572	126.1722
552	Dr Nkosazana Zuma Municipality	8544516443 KHUMALO MKOTOSI JANEROSA	AMAKUZA S1 UNDERBERG KZN OU	15	109.715	16.4572	126.1722
553	Dr Nkosazana Zuma Municipality	8546983421 ZONDI MABONA PETRUS	AMAKUZA S1 UNDERBERG KZN OU	15	109.715	16.4572	126.1722
554	Dr Nkosazana Zuma Municipality	8549172190 ZIKODE ELSIE		15	109.715	16.4572	126.1722
555	Dr Nkosazana Zuma Municipality	8551727418 DLAMINI THAB SILE MAUREEN	AMAKUZA S1 UNDERBERG KZN OU	15	109.715	16.4572	126.1722
556	Dr Nkosazana Zuma Municipality	8560499113 DLAMINI NELISWE SYLVASIA	AMAKUZA S1 UNDERBERG KZN OU	15	109.715	16.4572	126.1722
557	Dr Nkosazana Zuma Municipality	8566951213 ZONDI BEATOR FANISILE	AMAKUZA S1 UNDERBERG KZN OU	15	109.715	16.4572	126.1722
558	Dr Nkosazana Zuma Municipality	8572147965 LINDA THANDEKA	AMAKUZA S1 UNDERBERG KZN OU	15	109.715	16.4572	126.1722
559	Dr Nkosazana Zuma Municipality	8573608104 DLAMINI CEEM	AMAKUZA S1 UNDERBERG KZN OU	15	109.715	16.4572	126.1722
560	Dr Nkosazana Zuma Municipality	8574772022 ZONDI SWELEKILE MAYVIS	AMAKUZA S1 UNDERBERG KZN OU	15	109.715	16.4572	126.1722
561	Dr Nkosazana Zuma Municipality	8576062202 KHUMALO NOKUZOTHA IRENE	AMAKUZA S1 UNDERBERG KZN OU	15	109.715	16.4572	126.1722
562	Dr Nkosazana Zuma Municipality	8585544364 KUNENE DUMILE CYNTHIA	AMAKUZA S1 UNDERBERG KZN OU	15	109.715	16.4572	126.1722
563	Dr Nkosazana Zuma Municipality	8585619152 MIYA GETRUDE BATHABILE	AMAKUZA S1 UNDERBERG KZN OU	15	109.715	16.4572	126.1722
564	Dr Nkosazana Zuma Municipality	8594605430 ZUMA KWANELE	AMAKUZA S1 UNDERBERG KZN OU	15	109.715	16.4572	126.1722
565	Dr Nkosazana Zuma Municipality	8594605430 ZUMA KWANELE	AMAKUZA S1 UNDERBERG KZN OU	15	109.715	16.4572	126.1722
566	Dr Nkosazana Zuma Municipality	8599802793 DLAMINI FIKILE PRISCA	AMAKUZA S1 UNDERBERG KZN OU	15	109.715	16.4572	126.1722
567	Dr Nkosazana Zuma Municipality	8610923955 XABA BALINDILE ROBINAH	AMAKUZA S1 UNDERBERG KZN OU	15	109.715	16.4572	126.1722
568	Dr Nkosazana Zuma Municipality	8612126545 NDLANGISA MABLE JABULILE	AMAKUZA S1 UNDERBERG KZN OU	15	109.715	16.4572	126.1722
569	Dr Nkosazana Zuma Municipality	8614173578 MOLEFE MAJUBA P	STOFFELTON IMPENDLE KZN	15	109.715	16.4572	126.1722
570	Dr Nkosazana Zuma Municipality	8625597457 SHEZI NGONENI CHUGUZA	AMAKUZA UNDERBURG KZN	15	109.715	16.4572	126.1722
571	Dr Nkosazana Zuma Municipality	8625799062 ZUMA PROTASIA QUEEN	AMAKUZA S1 UNDERBERG KZN OU	15	109.715	16.4572	126.1722
572	Dr Nkosazana Zuma Municipality	8626362753 KHUBONI THEMBEKILE SYLVASIA	AMAKUZA S1 UNDERBERG KZN OU	15	109.715	16.4572	126.1722
573	Dr Nkosazana Zuma Municipality	8628500919 DLAMINI SISENI OCTAVIA	AMAKUZA S1 UNDERBERG KZN OU	15	109.715	16.4572	126.1722
574	Dr Nkosazana Zuma Municipality	8629217098 DLAMINI ZAMAZULU	AMAKUZA S1 UNDERBERG KZN OU	15	109.715	16.4572	126.1722
575	Dr Nkosazana Zuma Municipality	8629475726 CHIYA THANDIWE ANNACLETA	TRADITIONAL HOUSE	15	109.715	16.4572	126.1722
576	Dr Nkosazana Zuma Municipality	8633881269 PHUNGULA MABONGI THELEKILE	AMAKUZA UNDERBURG KZN	15	109.715	16.4572	126.1722
577	Dr Nkosazana Zuma Municipality	8639477620 HLELA FIKILE DORIS	BETHLEHEM BULWER UNDERBERG KZN	15	109.715	16.4572	126.1722
578	Dr Nkosazana Zuma Municipality	8644812676 NGUBO IDAH	HOUSE	15	109.715	16.4572	126.1722
579	Dr Nkosazana Zuma Municipality	8660020714 MNCWABE NOKWENZIWA THERESA	AMAKUZA UNDERBURG KZN	15	109.715	16.4572	126.1722
580	Dr Nkosazana Zuma Municipality	8669164819 NDLUVU THANDEKILE ALPHINA	AMAKUZA UNDERBURG KZN	15	109.715	16.4572	126.1722
581	Dr Nkosazana Zuma Municipality	8670598764 MIYA MANAZI EUGENIA	ENKELEBANTWANA IXOPO KZN	15	109.715	16.4572	126.1722
582	Dr Nkosazana Zuma Municipality	8699002691 NGUBANE JOSEPH MAZENZE	AMAKUZA UNDERBURG KZN	15	109.715	16.4572	126.1722
583	Dr Nkosazana Zuma Municipality	8703467722 KAMBULA NELISWE	NOMANDLOVU DONNYBROOK IXOPO KZN	15	109.715	16.4572	126.1722
584	Dr Nkosazana Zuma Municipality	8703850461 MANGUBANE SIFISO	AMAKUZA UNDERBURG KZN	15	109.715	16.4572	126.1722
585	Dr Nkosazana Zuma Municipality	8713856213 KHAMBULE NOKUTHULA	NOMANDLOVU DONNYBROOK IXOPO KZN	15	109.715	16.4572	126.1722
586	Dr Nkosazana Zuma Municipality	8723383590 TENZA NOPHOSISA	NOMANDLOVU DONNYBROOK IXOPO KZN	15	109.715	16.4572	126.1722
587	Dr Nkosazana Zuma Municipality	8724962927 GAGU ELIZABETH ZITHOBILE	AMAKUZA UNDERBURG KZN	15	109.715	16.4572	126.1722
588	Dr Nkosazana Zuma Municipality	8726109241 SHEZI HOMSTA THANDEKILE	AMAKUZA UNDERBURG KZN	15	109.715	16.4572	126.1722
589	Dr Nkosazana Zuma Municipality	8736264749 NDLUVU NTKOZO	MGATSHENI UNDERBURG KZN	15	109.715	16.4572	126.1722
590	Dr Nkosazana Zuma Municipality	8747753591 MAJOLA BUSISIWE	MGATSHENI UNDERBURG KZN	15	109.715	16.4572	126.1722
591	Dr Nkosazana Zuma Municipality	8764177987 MBANUWA FIKILE	GULASHE UNDERBURG KZN	15	109.715	16.4572	126.1722
592	Dr Nkosazana Zuma Municipality	8768179343 MSWARA WINILE	GULASHE UNDERBURG KZN	15	109.715	16.4572	126.1722
593	Dr Nkosazana Zuma Municipality	8777712423 NGCOBO VELAPHI	STOFFELTON IMPENDLE KZN	15	109.715	16.4572	126.1722
594	Dr Nkosazana Zuma Municipality	8780861390 MAYEZA SOLOMON ZWELINZIMA	AMAKUZA UNDERBURG KZN	15	109.715	16.4572	126.1722
595	Dr Nkosazana Zuma Municipality	8782004575 MBANUWA MAKHOSAZANA	AMAKUZA UNDERBURG KZN	15	109.715	16.4572	126.1722
596	Dr Nkosazana Zuma Municipality	8795683912 PHUNGULA ESTER	AMAKUZA UNDERBURG KZN	15	109.715	16.4572	126.1722
597	Dr Nkosazana Zuma Municipality	8816995949 MEMELA THEMBILE	NOMANDLOVU DONNYBROOK IXOPO KZN	15	109.715	16.4572	126.1722
598	Dr Nkosazana Zuma Municipality	8820682204 NCOBENI DUMISILE FRANCISCA	HLANGANANI S1 IXOPO CNC KZN OU	15	109.715	16.4572	126.1722

599 Dr Nkosazana Zuma Municipality	8832863778 RADEBE LUCY	STEPMORE	15	109.715	16.4572	126.1722
600 Dr Nkosazana Zuma Municipality	8839617907 MOKOENA THOBELA ANDREAS	EHLABENI BULWER KZN	15	109.715	16.4572	126.1722
601 Dr Nkosazana Zuma Municipality	8842464666 MBANJWA MAQOSHI	TRADITIONAL HOUSE	15	109.715	16.4572	126.1722
602 Dr Nkosazana Zuma Municipality	8929585101 NDUMO ALSON	Traditional House	15	109.715	16.4572	126.1722
603 Dr Nkosazana Zuma Municipality	9052905516 DUMA IDAH THANDIWE		15	109.715	16.4572	126.1722
604 Dr Nkosazana Zuma Municipality	9081412098 SABELA MALIN	KILMUN S1 UNDERBERG KZN OU	15	109.715	16.4572	126.1722
605 Dr Nkosazana Zuma Municipality	9087810973 MBANJWA MDOBI	KILMUN S1 UNDERBERG KZN OU	15	109.715	16.4572	126.1722
606 Dr Nkosazana Zuma Municipality	9092487610 MAJWARA THANDIWE	KILMUN S1 UNDERBERG KZN OU	15	109.715	16.4572	126.1722
607 Dr Nkosazana Zuma Municipality	9102165589 MBANJWA GLORIA	KILMUN S1 UNDERBERG KZN OU	15	109.715	16.4572	126.1722
608 Dr Nkosazana Zuma Municipality	9103184026 DLAMINI NONHLANHLA ALOIS	HLANGANANI 3 CREIGHTON IXOPO CNC	15	109.715	16.4572	126.1722
609 Dr Nkosazana Zuma Municipality	9112986547 DLAMINI NOBEKEZELO	KZN OU	15	109.715	16.4572	126.1722
610 Dr Nkosazana Zuma Municipality	9115256122 MTHEMBU NOZITHEMBISO PEARL	AMAKHUZE UNDERBERG KZN	15	109.715	16.4572	126.1722
611 Dr Nkosazana Zuma Municipality	9116136535 HLONGWANE GOODNESS	AMAKHUZE UNDERBERG KZN	15	109.715	16.4572	126.1722
612 Dr Nkosazana Zuma Municipality	9123271399 MBANJWA NOMZABALAZO	TARS VALLEY CREIGHTON KZN	15	109.715	16.4572	126.1722
613 Dr Nkosazana Zuma Municipality	9126196053 MBANJWA LUNGILE	KILMUN S1 UNDERBERG KZN OU	15	109.715	16.4572	126.1722
614 Dr Nkosazana Zuma Municipality	9126425805 MBANJWA DUMAZILE	KILMUN S1 UNDERBERG KZN OU	15	109.715	16.4572	126.1722
615 Dr Nkosazana Zuma Municipality	9136935958 MBANJWA LUNGELENI	KILMUN S1 UNDERBERG KZN OU	15	109.715	16.4572	126.1722
616 Dr Nkosazana Zuma Municipality	9147096327 MBANJWA SEBENZANI ZATHA	KILMUN S1 UNDERBERG KZN OU	15	109.715	16.4572	126.1722
617 Dr Nkosazana Zuma Municipality	9151304768 SABELA ZANELE	NSIMBINI	15	109.715	16.4572	126.1722
618 Dr Nkosazana Zuma Municipality	9155251682 SOSIBO HILDA THULISILE	NSIMBINI	15	109.715	16.4572	126.1722
619 Dr Nkosazana Zuma Municipality	9156846366 NTSHIZA HAWULENGWE	KILMUN S1 UNDERBERG KZN OU	15	109.715	16.4572	126.1722
620 Dr Nkosazana Zuma Municipality	9158084553 MCHUNU NOMAGUGU	KILMUN S1 UNDERBERG KZN OU	15	109.715	16.4572	126.1722
621 Dr Nkosazana Zuma Municipality	9158437935 DLAMINI VUMILE	KILMUN S1 UNDERBERG KZN OU	15	109.715	16.4572	126.1722
622 Dr Nkosazana Zuma Municipality	9158796351 KHANYILE NELISWE	AMAKUZA UNDERBURG KZN	15	109.715	16.4572	126.1722
623 Dr Nkosazana Zuma Municipality	9159056148 CHULE NONTSHIZI NOMUSA	HOUSE	15	109.715	16.4572	126.1722
624 Dr Nkosazana Zuma Municipality	9162450647 MBANJWA VUYISILE	KILMUN S1 UNDERBERG KZN OU	15	109.715	16.4572	126.1722
625 Dr Nkosazana Zuma Municipality	9164106847 DLAMINI CELIWE		15	109.715	16.4572	126.1722
626 Dr Nkosazana Zuma Municipality	9167969047 DLAMINI REGINALD SAMUKELO	PHAYINDANE	15	109.715	16.4572	126.1722
627 Dr Nkosazana Zuma Municipality	9168639295 MCWABE LUNGILE	KILMUN S1 UNDERBERG KZN OU	15	109.715	16.4572	126.1722
628 Dr Nkosazana Zuma Municipality	9169361342 ZONDI THEMBINKOSI JOSEPH	PHAYINDANE	15	109.715	16.4572	126.1722
629 Dr Nkosazana Zuma Municipality	9169392186 DLAMINI THENJIWE ANNATOLIA	PHAYINDANE	15	109.715	16.4572	126.1722
630 Dr Nkosazana Zuma Municipality	9172275188 NTSHIZA MATHWANA	KILMUN S1 UNDERBERG KZN OU	15	109.715	16.4572	126.1722
631 Dr Nkosazana Zuma Municipality	9177166333 PHUMGULA NONTSIKELELO DOMON	PHAYINDANE	15	109.715	16.4572	126.1722
632 Dr Nkosazana Zuma Municipality	9180543462 MBANJWA PHILPINA NTOMBIFIKILE	PHAYINDANE	15	109.715	16.4572	126.1722
633 Dr Nkosazana Zuma Municipality	9182928489 SABELA ZIMISE	KILMUN S1 UNDERBERG KZN OU	15	109.715	16.4572	126.1722
634 Dr Nkosazana Zuma Municipality	9185032134 MBANJWA BATHINI	PHAYINDANE	15	109.715	16.4572	126.1722
635 Dr Nkosazana Zuma Municipality	9189771301 NTSHIZA ZIBUNILE	KILMUN S1 UNDERBERG KZN OU	15	109.715	16.4572	126.1722
636 Dr Nkosazana Zuma Municipality	9189795383 MAJOZI BHEKI PROTAS	EMAKHUZENI	15	109.715	16.4572	126.1722
637 Dr Nkosazana Zuma Municipality	9197358846 JAMA THENJIWE IVY	NSIMBINI	15	109.715	16.4572	126.1722
638 Dr Nkosazana Zuma Municipality	9212663188 SOSIBO LUNGILE CHRISTOPHERAH	PHAYINDANE	15	109.715	16.4572	126.1722
639 Dr Nkosazana Zuma Municipality	9213692554 MEMELA NOMUSA	EHLABENI BULWER KZN	15	109.715	16.4572	126.1722
640 Dr Nkosazana Zuma Municipality	9216081719 MVELASE FUNEKILE SEPHRONIA	PHAYINDANE	15	109.715	16.4572	126.1722
641 Dr Nkosazana Zuma Municipality	9216578466 JILI ERIC SIGWILI	TRADITIONAL HOUSE	15	109.715	16.4572	126.1722
642 Dr Nkosazana Zuma Municipality	9217669273 ZUMA MPHENDULELI VITALIS	EMANGWANENI BULWER UNDERBURG	15	109.715	16.4572	126.1722
643 Dr Nkosazana Zuma Municipality	9219185825 MHLONGO TIKILE ELEANORAH	KZN	15	109.715	16.4572	126.1722
644 Dr Nkosazana Zuma Municipality	9223129381 MTOLO GLORIA ZWAKALILE	PHAYINDANE	15	109.715	16.4572	126.1722
645 Dr Nkosazana Zuma Municipality	9239460087 DLAMINI KWAZIKWAKHE	PHAYINDANE	15	109.715	16.4572	126.1722
646 Dr Nkosazana Zuma Municipality	92627273981 NZIMANDE THULANI	KILLIMON	15	109.715	16.4572	126.1722
647 Dr Nkosazana Zuma Municipality	9272898566 DLAMINI ZWELAKHE	MASHAYILANGA UNDERBERG KZN	15	109.715	16.4572	126.1722
648 Dr Nkosazana Zuma Municipality	9283732222 MTHEMBU THEMBISILE PRINCESS	Brick House	15	109.715	16.4572	126.1722
		SUN CITY BULWER PMB KZN	15	109.715	16.4572	126.1722

649	Dr Nkosazana Zuma Municipality	9289579870	SOKHELA SHADELENI	SOKHELA LOCATION NEAR SOKHELA PRIMARY	15	109.715	16.4572	126.1722
650	Dr Nkosazana Zuma Municipality	9311420707	SOSIBO NOSIPHO GLORIA	AMAKHUZA S1 UNDERBERG KZN	15	109.715	16.4572	126.1722
651	Dr Nkosazana Zuma Municipality	9312162684	DLAMINI MBHEKISENI ZIPI	AMAKHUZA S1 UNDERBERG KZN	15	109.715	16.4572	126.1722
652	Dr Nkosazana Zuma Municipality	9322231662	JACA NOKUPHIWA	AMAKHUZA S1 UNDERBERG KZN	15	109.715	16.4572	126.1722
653	Dr Nkosazana Zuma Municipality	9325260942	SOSIBO TUTU MAVIS	AMAKHUZA S1 UNDERBERG KZN	15	109.715	16.4572	126.1722
654	Dr Nkosazana Zuma Municipality	9332606201	DLANGISA PRISCILLA PHAKAMILE	MASHAYILANGA UNDERBERG KZN	15	109.715	16.4572	126.1722
655	Dr Nkosazana Zuma Municipality	9334270417	MBANUWA ZIWELILE YEKELANI	MASHAYILANGA UNDERBERG KZN	15	109.715	16.4572	126.1722
656	Dr Nkosazana Zuma Municipality	9336148462	MTHEMBU NOMUDHLA	MASHAYILANGA UNDERBERG KZN	15	109.715	16.4572	126.1722
657	Dr Nkosazana Zuma Municipality	9336203765	MNGUNI SIKHUMBUZO	NOMHOJANA UNDERBERG KZN	15	109.715	16.4572	126.1722
658	Dr Nkosazana Zuma Municipality	9349726653	PHUNGULA ADRIEAS	QULASHE UNDERBERG KZN	15	109.715	16.4572	126.1722
659	Dr Nkosazana Zuma Municipality	9367496042	MBANUWA WINEFRIEDA THOBEKA	EHLABENI BULWER KZN	15	109.715	16.4572	126.1722
660	Dr Nkosazana Zuma Municipality	9391731328	BUTHELEZI ELIZABETH NOBUHLE	AMAKHUZA S1 UNDERBERG KZN	15	109.715	16.4572	126.1722
661	Dr Nkosazana Zuma Municipality	9410347679	MTHEMBU THEMBEKILE PHILLIPINA	AMAKHUZA S1 UNDERBERG KZN	15	109.715	16.4572	126.1722
662	Dr Nkosazana Zuma Municipality	9418772194	SOSIBO ZINHLE	AMAKHUZA S1 UNDERBERG KZN	15	109.715	16.4572	126.1722
663	Dr Nkosazana Zuma Municipality	9432612519	GAMEDDE ESTHER	EHLABENI BULWER KZN	15	109.715	16.4572	126.1722
664	Dr Nkosazana Zuma Municipality	9447888851	MBANUWA MVEZENI MOSES	AMAKHUZA S1 UNDERBERG KZN	15	109.715	16.4572	126.1722
665	Dr Nkosazana Zuma Municipality	9451253300	MNGUNI ZIBUYILE	AMAKHUZA S1 UNDERBERG KZN	15	109.715	16.4572	126.1722
666	Dr Nkosazana Zuma Municipality	9477898118	SIBETHA BAQHELILE GLORIA	HOUSE	15	109.715	16.4572	126.1722
667	Dr Nkosazana Zuma Municipality	9502687023	DHLAMINI NOKUTHULA DOREEN	AMAKUZA UNDERBURG KZN	15	109.715	16.4572	126.1722
668	Dr Nkosazana Zuma Municipality	9531605982	NGCOBO THEMBEKILE VIRGINIA	EMANGWANENI BULWER UNDERBURG KZN	15	109.715	16.4572	126.1722
669	Dr Nkosazana Zuma Municipality	9537223067	SHELEMBE ANGELINE THEMBEKILE	EMANGWANENI BULWER UNDERBURG KZN	15	109.715	16.4572	126.1722
670	Dr Nkosazana Zuma Municipality	9537223067	SHELEMBE ANGELINE THEMBEKILE	EMANGWANENI BULWER UNDERBURG KZN	15	109.715	16.4572	126.1722
671	Dr Nkosazana Zuma Municipality	9562660860	DUMA BAWINILE EUSTINE	MQATSHENI AREA NEAR MQATSHENI CLINIC	15	109.715	16.4572	126.1722
672	Dr Nkosazana Zuma Municipality	9586197443	MNGUNI HELENGANI	AMAKHUZE UNDERBURG KZN	15	109.715	16.4572	126.1722
673	Dr Nkosazana Zuma Municipality	9604487594	NGCEBELE MANELISI NELSON	AMAKHUZE UNDERBURG KZN	15	109.715	16.4572	126.1722
674	Dr Nkosazana Zuma Municipality	9606851375	NZIMANDE LINDIWE PRECIOUS	AMAKHUZA UNDERBURG KZN	15	109.715	16.4572	126.1722
675	Dr Nkosazana Zuma Municipality	9607144827	MBAATHA SLINDILE	QULASHE UNDERBURG KZN	15	109.715	16.4572	126.1722
676	Dr Nkosazana Zuma Municipality	9609453985	SITHOLE MAUREEN JABULILE	MQATSHENI UNDERBERG KZN	15	109.715	16.4572	126.1722
677	Dr Nkosazana Zuma Municipality	9628251760	MAPHANGA JABU	XOSHEYAKHE ENKELEBANTWANA PMB KZN	15	109.715	16.4572	126.1722
678	Dr Nkosazana Zuma Municipality	9638183406	MKHIZE MARGARET	MAHWAQA UNDERBURG KZN	15	109.715	16.4572	126.1722
679	Dr Nkosazana Zuma Municipality	9664366149	MTOLO THEMBSISILE ELIZABETH	AMAKUZA UNDERBURG KZN	15	109.715	16.4572	126.1722
680	Dr Nkosazana Zuma Municipality	9682724613	ZULU CURIL	HLANGANANI S1 IXOPO KZN	15	109.715	16.4572	126.1722
681	Dr Nkosazana Zuma Municipality	9690766489	DLAMINI MELTA BALUNGILE	AMAKUZA UNDERBURG KZN	15	109.715	16.4572	126.1722
682	Dr Nkosazana Zuma Municipality	9704497767	JAMA ANACLETA NTOMBIFIKILE	AMAKUZA UNDERBURG KZN	15	109.715	16.4572	126.1722
683	Dr Nkosazana Zuma Municipality	9704754439	MNGUNI PHUMULILE	AMAKUZA UNDERBURG KZN	15	109.715	16.4572	126.1722
684	Dr Nkosazana Zuma Municipality	9705821233	LUSWAZI NKOSIBONILE	HIMILVILLE AREA NEAR POST OFFICE	15	109.715	16.4572	126.1722
685	Dr Nkosazana Zuma Municipality	9708353678	MAPELE NTOMBEKHAYA MARIET	AMAKUZA UNDERBURG KZN	15	109.715	16.4572	126.1722
686	Dr Nkosazana Zuma Municipality	9710437241	HLOPE JONGOSI	SOKHELA S1 IXOPO KZN OU	15	109.715	16.4572	126.1722
687	Dr Nkosazana Zuma Municipality	9713641377	NDABA QUKHU VITALIS	AMAKUZA UNDERBURG KZN	15	109.715	16.4572	126.1722
688	Dr Nkosazana Zuma Municipality	9724473895	MOTKOJUNG CALTON MFANYANA	MQATSHENI UNDERBURG KZN	15	109.715	16.4572	126.1722
689	Dr Nkosazana Zuma Municipality	9753322131	DLAMINI SIFISO	EHLABENI BULWER KZN	15	109.715	16.4572	126.1722
690	Dr Nkosazana Zuma Municipality	9753757614	PHUNGULA DUDUMO THOKOZILE	AMAKUZA UNDERBURG KZN	15	109.715	16.4572	126.1722
691	Dr Nkosazana Zuma Municipality	9754605181	PHUNGULA NKOSAZANA	AMAKUZA UNDERBURG KZN	15	109.715	16.4572	126.1722
692	Dr Nkosazana Zuma Municipality	9754928839	SOSIBO BUSELAPHI FLORENCE	AMAKUZA UNDERBURG KZN	15	109.715	16.4572	126.1722
693	Dr Nkosazana Zuma Municipality	9754928839	SOSIBO BUSELAPHI FLORENCE	AMAKUZA UNDERBURG KZN	15	109.715	16.4572	126.1722
694	Dr Nkosazana Zuma Municipality	9762165301	MAKHANYA PHUMLANI ANGELICUS	MQATSHENI UNDERBURG KZN	15	109.715	16.4572	126.1722
695	Dr Nkosazana Zuma Municipality	9764812368	BENGU BUSELAPHI AGNES	AMAKUZA UNDERBURG KZN	15	109.715	16.4572	126.1722

696 Dr Nkosazana Zuma Municipality	9764812368 BENGU BUSELAPHI AGNES	AMAKUZA UNDERBURG KZN	15	109.715	16.4572	126.1722
697 Dr Nkosazana Zuma Municipality	9768619134 MINDALI BUKISILE	AMAKUZA UNDERBURG KZN	15	109.715	16.4572	126.1722
698 Dr Nkosazana Zuma Municipality	9769989478 DUMA JOSEPH	MQATSHENI UNDERBURG KZN	15	109.715	16.4572	126.1722
699 Dr Nkosazana Zuma Municipality	9785625646 DLAMINI ELIZABETH HLENGIWE	AMAKUZA UNDERBURG KZN	15	109.715	16.4572	126.1722
700 Dr Nkosazana Zuma Municipality	9788048347 DLAMINI MHLAKAZA PATRICK	AMAKUZA UNDERBURG KZN	15	109.715	16.4572	126.1722
701 Dr Nkosazana Zuma Municipality	9790075557 PHUNGULA VALELENI	AMAKUZA UNDERBURG KZN	15	109.715	16.4572	126.1722
702 Dr Nkosazana Zuma Municipality	9792198623 MNGUNI BANCAMILE OCTAVIA	AMAKHUZE UNDERBURG KZN	15	109.715	16.4572	126.1722
703 Dr Nkosazana Zuma Municipality	9792814864 PHUNGULA BUZELENI	AMAKUZA UNDERBURG KZN	15	109.715	16.4572	126.1722
704 Dr Nkosazana Zuma Municipality	9794956955 LANGA LETHANI BAKHOMBISE	AMAKUZA UNDERBURG KZN	15	109.715	16.4572	126.1722
705 Dr Nkosazana Zuma Municipality	9801121978 DLAMINI SNEHLANHLA	NOMANDLOVU DONNYBROOK IXOPO KZN	15	109.715	16.4572	126.1722
706 Dr Nkosazana Zuma Municipality	9816202428 MJWAHA THOKO ADELINE	AMAKUZA UNDERBURG KZN	15	109.715	16.4572	126.1722
707 Dr Nkosazana Zuma Municipality	9831241545 MNGUNI THOBILE PRINCESS	AMAKHUZE UNDERBURG KZN	15	109.715	16.4572	126.1722
708 Dr Nkosazana Zuma Municipality	9831960846 MNGUNI MYALELWA PATRICK	AMAKHUZE UNDERBURG KZN	15	109.715	16.4572	126.1722
709 Dr Nkosazana Zuma Municipality	9832874221 JILI FARAI	DAYISABULWERKZN	15	109.715	16.4572	126.1722
710 Dr Nkosazana Zuma Municipality	9833515136 MBANJWA NOLWAZI	DAYISABULWERKZN	15	109.715	16.4572	126.1722
711 Dr Nkosazana Zuma Municipality	9848224586 MDLADLA BAJAHENI	NOMANDLOVU DONNYBROOK IXOPO KZN	15	109.715	16.4572	126.1722
712 Dr Nkosazana Zuma Municipality	9848478789 MJWARA SANAH	AMAKUZA UNDERBURG KZN	15	109.715	16.4572	126.1722
713 Dr Nkosazana Zuma Municipality	985520138 MNGUNI DELISANI	AMAKHUZE UNDERBURG KZN	15	109.715	16.4572	126.1722
714 Dr Nkosazana Zuma Municipality	9859023936 MNGUNI MNCANE MAZITHATHELE	AMAKHUZE UNDERBURG KZN	15	109.715	16.4572	126.1722
715 Dr Nkosazana Zuma Municipality	9859360284 MEMELA NTOMBIFIKILE	MQATSHENI UNDERBURG KZN	15	109.715	16.4572	126.1722
716 Dr Nkosazana Zuma Municipality	9860663112 MIYA BONISWE	Traditional House	15	109.715	16.4572	126.1722
717 Dr Nkosazana Zuma Municipality	9868417252 MNGUNI THOMAS ZWENGANI	AMAKHUZE UNDERBURG KZN	15	109.715	16.4572	126.1722
718 Dr Nkosazana Zuma Municipality	9894571704 NDHLOVU REGINAH BOTSI	MQATSHENI UNDERBURG KZN	15	109.715	16.4572	126.1722
719 Dr Nkosazana Zuma Municipality	9904986159 NGCEMU GETRUDE	MQATSHENI UNDERBURG KZN	15	109.715	16.4572	126.1722
720 Dr Nkosazana Zuma Municipality	9913052531 JAMA MCUPHENI MTHEMBENI	AMAKUZA UNDERBURG KZN	15	109.715	16.4572	126.1722
721 Dr Nkosazana Zuma Municipality	9913052531 JAMA MCUPHENI MTHEMBENI	AMAKUZA UNDERBURG KZN	15	109.715	16.4572	126.1722
722 Dr Nkosazana Zuma Municipality	9913381109 MEMELA MUZIWANELE DENNIS	AMAKHUZE UNDERBURG KZN	15	109.715	16.4572	126.1722
723 Dr Nkosazana Zuma Municipality	9925775448 VEZI ZANDILE CYNTHIA	NOMANDLOVU DONNYBROOK IXOPO KZN	15	109.715	16.4572	126.1722
724 Dr Nkosazana Zuma Municipality	9943761348 NZIMANDE THOMAS SIYABONGA	AMAKHUZE UNDERBURG KZN	15	109.715	16.4572	126.1722
725 Dr Nkosazana Zuma Municipality	9958171169 CHANGWE SABANI	NOMHOJANA UNDERBERG KZN	15	109.715	16.4572	126.1722
726 Dr Nkosazana Zuma Municipality	9959713498 LINDENI THULISILE	NOMHOJANA UNDERBERG KZN	15	109.715	16.4572	126.1722
727 Dr Nkosazana Zuma Municipality	9961982419 NGWANE MANDLAKAYISE	TRADITIONAL HOUSE	15	109.715	16.4572	126.1722
728 Dr Nkosazana Zuma Municipality	9962343505 NSINDANE QHAMUKILE	NOMHOJANA UNDERBERG KZN	15	109.715	16.4572	126.1722
729 Dr Nkosazana Zuma Municipality	9963195679 NZIMANDE GONONDO	NOMHOJANA UNDERBERG KZN	15	109.715	16.4572	126.1722
730 Dr Nkosazana Zuma Municipality	9968922791 DLAMINI LILINALE	BHIDLA BULWER KZN	15	109.715	16.4572	126.1722
731 Dr Nkosazana Zuma Municipality	9969184356 LUSWAZI NONHLANHLA JOYCE	Brick House	15	109.715	16.4572	126.1722
732 Dr Nkosazana Zuma Municipality	9976351017 DLANGISA NTOMBIFUTHI	KWAPITELA UNDERBURG KZN	15	109.715	16.4572	126.1722
733 Dr Nkosazana Zuma Municipality	9984023382 KHUBONE VEZUMUSA	TRADITIONAL HOUSE	15	109.715	16.4572	126.1722
734 Dr Nkosazana Zuma Municipality	9986330826 MBANJWA SELLIA	SUN CITY BULWER PMB KZN	15	109.715	16.4572	126.1722
735 Dr Nkosazana Zuma Municipality	9992035805 ZONDI THELELENI	MAFOHLA HOUSE	15	109.715	16.4572	126.1722
736 Dr Nkosazana Zuma Municipality	9993377298 MOLEFE J	HOUSE	15	109.715	16.4572	126.1722

EXPENDITURE MANAGEMENT REPORT FOR THE PERIOD OF NOVEMBER 2025

AUTHOR : Chief Financial Officer(MP)

Levels : 1st Level –MANCO
 : 2NDLevel- Committee
 : 3RD Level-Exco
 : 4th Level-Council

2. PURPOSE

To report to the committee on the payments made during the month of November 2025

3. LEGAL REQUIREMENTS

- MFMA Act NO .56 of 2003

4. BACKGROUND AND REASONING

The accounting officer of a municipality is responsible for the management of the expenditure of the municipality. The accounting officer must take all reasonable steps to ensure that the municipality has and maintains an effective system of expenditure control, including procedures for approval, authorisation, withdrawal and payments of funds

The accounting officer must also make sure that the municipality has and maintains a system of internal control in respect of creditors and payments, that payments by the municipality are made directly to the person to whom it is due unless agreed otherwise for reasons as may be prescribed, and that all money owing by the municipality be paid within 30 days of receiving the relevant invoice or statement, unless prescribed otherwise for certain categories of expenditure.

5. FINANCIAL IMPLICATIONS

No financial implications

6. STAFF IMPLICATIONS

No staff implications

7. Annexures

- Payment listing DR Nkosazana Dlamini Zuma Municipality
- Top ten creditors
- Free basic electricity

8. RECOMMENDATIONS

That this report noted by the committee



DR NKOSAZANA DLAMINI ZUMA LOCAL MUNICIPALITY						
LIST OF PAYMENTS MADE IN THE MONTH NOVEMBER 2025						
NO	SUPPLIER NAME	DESCRIPTION	AMOUNT	DATE OF INVOICE	PAYMENT DATE	COMPLIANCE
1	Ukwazi Home Development Projects CC	Construction of Bulwer Town Upgrade phase 2 informal Trading Infrastructure Development Certificate 1	1,054,296.88	27/10/2025	11/11/2025	Yes
2	Baitraupi Executive Travel CC	Accommodation for Ngqobo N	3,630.00	04/11/2025	11/11/2025	Yes
3	Mr Arthur Eggar	Refund on credit on account 300049	791.76	07/11/2025	11/11/2025	Yes
4	Sani Pass Hotel (Pty) Ltd	Refund for business licence double payment	1,000.00	07/11/2025	11/11/2025	Yes
5	Eskom Himeville Travel Agency	Eskom October Statement	8,023.10	27/10/2025	11/11/2025	Yes
6	Institute for Local Government Management	2025 ILGM conference 13 and 14 November 2025- Registration fee (member & non-member) Mr- Vezi NC and Mchunu GK	14,000.00	07/11/2025	13/11/2025	Yes
7	Sawut Trading & Projects	Construction of OSS Houses Certificate 2 in ward 13 Dumabezwe	41,420.00	04/11/2025	14/11/2025	Yes
8	Nduna Organisation (Pty) Ltd	Back-up water system for Bulwer CSC Certificate 2	9,196.00	17/10/2025	14/11/2025	Yes
9	Cab Holdings (Pty) Ltd	Processing to mailing services Municipality Statements August 2025 services	8,597.59	10/11/2025	14/11/2025	Yes
10	Auditor General South Africa	External Audit fees for Nicole Meas, Shoba Nosihle, Kekeletsho Molefe, Fanele Sibonge Mkwandla, Simo Mpunguse, Ravindra Lunchman, Manelisi Njisane, Mzikayifani Buthelezi, Lwando Kuli, Britney Mphazha, Thabiso Zwane and Naeem Dawood	1,658,676.91	07/11/2025	14/11/2025	Yes
11	Mobile Telephone Networks (Pty) Ltd	Provision of internet services for a period of 3 years- October invoice.	69,357.11	04/11/2025	14/11/2025	Yes
12	Mhlongo Security (Pty) Ltd	Provision of Security Services for a period of 3 years- November invoices.	1,996,581.31	11/11/2025	14/11/2025	Yes
13	Samba Solutions	Professional services rendered: internal audit on interim and final financial statements	398,820.00	15/10/2025	14/11/2025	Yes
14	Sombizi Holdings	Requested advert-members of Municipal Planning Tribunal, advertising paper (15 cm x 3 cm)	11,726.55	04/11/2025	14/11/2025	Yes
15	BPG Mass Appraisals (Pty) Ltd	7.4 updating of valuation roll- November 2025 and updating of valuation roll GIS Gadastral layer	6,024.85	07/11/2025	14/11/2025	Yes
16	Diomo Sandile	10 October 2025-attendance: appeals board hearing, travelling time and travelling from Uvongo to Himeville and return. Attended hearing relating to the Municipal Property rates Act.	5,843.03	07/11/2025	14/11/2025	Yes
17	EnviroServ Waste Management (Pty) Ltd	Removal of waste from Himeville transfer station certificate 23	97,780.62	06/11/2025	14/11/2025	Yes
18	Lyceum College (Pty) Ltd	Academic fees for Phakamani Mhlongo who is doing Higher Certificate in Law Enforcement Supervision 1 year, sponsored by Ndz Municipality.	20,010.00	10/11/2025	14/11/2025	Yes



19	Mr Peter Naude	Inaugural meeting held on 10 October 2025, meeting fee, travelling time, transport to and from Margele. Attended hearing relating to the Municipal Property rates Act.	6 437.31	07/11/2025	14/11/2025	Yes
20	Harry Gwal District Municipality	Ndz Water, October invoices	35,445.02	10/11/2025	14/11/2025	Yes
21	Bulwer and Donnybrook Taxi Association	1x15 seater mini bus transported people who attended senior citizen day at Nkwezela in ward 9 from Mkhohiwa and Macabazini 17 October 2025. 15x1 seater mini bus transported vulnerable learners from Mandlezizwe to Ikopo and 15x2 seater mini bus transported vulnerable learners from Ndabakazibuzwa to Ikopo to fetch their ID at Homeaffairs on Tuesday 08 October 2025 and 15x1 seater mini bus transported vulnerable learners from Mandlezizwe to Ikopo and 15x2 seater mini bus transported vulnerable learners from Ndabakazibuzwa to Ikopo to fetch their ID at Home affairs on Tuesday 08 October 2025	114,900.00	06/11/2025	14/11/2025	Yes
22	Shemuntu & Sons (Pty) Ltd	Requested service provider to empty septic tank at Underberg taxi rank, 4 loadson the 21 and 22 October 2025	11,500.00	07/11/2025	14/11/2025	Yes
23	Yayoh Trading	Requested slots for the Mayor: 1 TV slot 1 Provincial radio slot & 1 local radio slot, Provisional radio station-20 minutes	218,270.00	04/11/2025	14/11/2025	Yes
24	Sgqiki (Pty) Ltd	Requested Speaker, cordless microphone, overhead projector, multi-functional camera and phone stands, requested by communication unit.	75,000.00	06/11/2025	14/11/2025	Yes
25	Mathutha Trading	Fencing of Donnybrook toilets certificate 1	92,000.00	30/10/2025	14/11/2025	Yes
26	EarlyWorks 286 (Pty) Ltd	Provision of telephones for a period of 3 years, November invoices.	52,693.90	04/11/2025	14/11/2025	Yes
27	The Perks Family Trust	Rent and Levy for December	7,905.20	10/11/2025	14/11/2025	Yes
28	Ndlelezinhle Trading	Request for supply and delivery of material namely 2 Polycop pipe, 15 (25mm HDP fitting (tee coupling/bend) 10 copper fittings, 10 conex coupling straight, 20 shelf steel brackets, 2 single meranti door, 20 lever union key lock set, 3 Sink mixer, 4 silicone, 10 mechanism set toilet, 2 door handle round, 2 security door lock and 5 bolt fastener for PWBS and Requested an electrical service provider to perform electrical maintenance in the municipal buildings. Request from PWBS	92,675.00	11/11/2025	14/11/2025	Yes
29	Konica Minolta South Africa	Supply, and maintenance of printing/photocopying machines for a period of 3 years, November invoices.	65,961.74	04/11/2025	17/11/2025	Yes

30	Key Bullet Trading (Pty) Ltd	Request for rice & beef/chicken and 100% fruit juice for amakhosi IDP roadshows in Bulwer CSC on the 09:10:25 at 11:00:50 people.	6,000.00	04/11/2025	17/11/2025	Yes
31	Manguano Trading	Requested catering for the councillors, officials of the Municipality and ward committees attended the schools Build it Sport games. The catering for 50 people in total Date: 25 October 2025. 5 Hot platter, 2 Cold platter and 50 100% Juice	10,000.00	06/11/2025	17/11/2025	Yes
32	Isite Internet Solutions	Requested a 45AC adapter, Model ADL 45WCG charger and a 65.0WAC adapter, model DAG5NM191 Charger. 2 chargers requested are for Miss NF Ngcobo and Miss JB Sosho	1,790.37	07/11/2025	17/11/2025	Yes
33	Fleetside Trading	Requested petrol for brushcutters - Bulwer centre - 90litre, Bulwer parks and open space, Underberg cemeteries, Underberg parks and open space, Underberg centre, Himeville cemeteries - 90litre, Bulwer disaster, Bulwer CSC,	17,131.22	04/11/2025	17/11/2025	Yes
34	Baitthaupi Executive Travel CC	Accommodation for Chiliza S and Nzimande S	5,050.00	07/11/2025	17/11/2025	Yes
35	Real Travel	Accommodation for Mayor Msomi PS and her 2 bodyguards	16,299.40	04/11/2025	17/11/2025	Yes
36	Nontuli Trading (Pty) Ltd	Requested catering for Cultural event KwaThunzi, 15 300ml soft drinks, 3 (24 packs of water 500ml) 5x5 litre Juice and 6x2litre drink for 15 people. 25 October 2025	8,372.00	06/11/2025	17/11/2025	Yes
37	Ndvangu Enterprise (Pty) Ltd	Requested finger lunch and 100% fruit juice for IDP roadshows for Underberg taxi association on the 06.11.2025 at Himeville Municipal Boardroom at 10:00 2x sandwich platter, 2x hot platter and 20 cans of 100% fruit juice	2,900.00	07/11/2025	17/11/2025	Yes
38	Amajulu Trading and Enterprise (Pty) Ltd	Requisition for the Community Services campaign at Himeville Jabulani Community hall on the 24th of October 2025 at 10:00 am.	17,000.00	04/11/2025	17/11/2025	Yes
39	Ukphumelela Trading (Pty) Ltd	Requisition for Operation Mbo Lunch Packs: these items are to be delivered at Ward 10 Xosheyakhe Hall on the 12th of November at 9am. 100 X 2 Pieces of chicken & 2 bread rolls, 100 drinks and 100 still bottled water	17,100.00	07/11/2025	17/11/2025	Yes

40	Risenathi Trading (Pty) Ltd	Requested catering for the different stake holders like eleven (11) DSAC Districts officials attending the Harry Gwala Summer Cup planning meeting. The catering covered 50 people. The details were as follows: Date: 29/10/2025 Venue: Creighton Hall Time: 10h00 to 15h30	10,800.00	07/11/2025	17/11/2025	Yes
41	Ngcobo Nduumiso	Travel allowance for Ngcobo Nduumiso who travelled from Himeville to Durban, attended as witness/arbitration on the matter between Mr Dlamini VS Dr NDZ Municipality at SALGABC on the 14th to 16th October 2025	2,307.60	27/10/2025	17/11/2025	Yes
42	Fleetside Trading	Petrol for brush cutters used at Creighton cemeteries, Creighton parks and open spaces, Creighton Centre, Donnybrook cemeteries and Himeville Centre.	11,416.56	04/11/2025	17/11/2025	Yes
43	Baithaupi Executive Travel CC	Accommodation for Mbanjwa L, Zuma W, Magoso B, Gegana S, Zondi S, Sethunisa S, Zaca P, Khathi N, Sosibo V, Phoswa SS, Mazeka M, Dlamini S, Mthembu V, Mkhulise S, Khenisa M and Mr. Vezzi NC	45,240.00	06/11/2025	17/11/2025	Yes
44	Baithaupi Executive Travel CC	Accommodation for Shabalala T, Radebe SA, Msomi PS and Gurnede M	12,740.00	04/11/2025	17/11/2025	Yes
45	I-nkabi Business Solutions	Requisition for 2 poleTent, 1 Sound System with Generator and 2 Toilets for ward 2 Heritage Day on the 24 September at Himeville Dam.	18,227.50	23/10/2025	17/11/2025	Yes
46	Real Travel	Accommodation for Ms Mtintso N, Mtolo L, Ngcobo Senzinlando, Mr J Sondezi, Ms Mchunu KG	9,740.00	06/11/2025	17/11/2025	Yes
47	Total Computer Services (Pty) Ltd	License and service fees September 2025 to October 2025	3,264.67	27/10/2025	18/11/2025	Yes
48	Baithaupi Executive Travel CC	Accommodation for Radebe J and Malinga P	7,260.00	04/11/2025	18/11/2025	Yes
49	Makhamahle Trading (Pty) Ltd	Requested refreshments for 40 stakeholders, meeting held on the 22 of October 2025, 4x Hot platter, 4x cold platter 40x 100 percent juice 300ml, 50 paper plates and 50 serviettes. Disaster Management advisory Forum.	11,500.00	06/11/2025	18/11/2025	Yes
50	Mthandeni S Chiliza	Refund for Hall Hire	1,270.00	12/11/2025	20/11/2025	Yes
51	Ukwazi Home Development Projects CC	Bulwer Asphalt Surfacing Phase 8-Ntokozweni Road Section 3 Certificate 9	240,070.84	10/11/2025	20/11/2025	Yes
52	Ukwazi Home Development Projects CC	Bulwer Asphalt Surfacing Phase 8-Ntokozweni Road Section 3 Certificate 8	480,141.68	10/11/2025	20/11/2025	Yes
53	Ukwazi Home Development Projects CC	Bulwer Asphalt Surfacing Phase 8-Ntokozweni Road Section 3 Certificate 7	188,473.96	10/11/2025	20/11/2025	Yes
54	BG Mazongolo Construction	Construction of Ekuphoheni Creche Certificate 2	932,893.80	12/11/2025	20/11/2025	Yes
55	BG Mazongolo Construction	Maintenance of 7 Community Assets Certificate 6	1,047,637.58	10/11/2025	20/11/2025	Yes

56	Diarnini PM	Deposit for car Hire-Mayor Msomi PS	3,300.00	20/11/2025	20/11/2025	Yes
57	Mathutha Trading Enterprise	Supply and delivery of laptop and one Multifunctional Hub for Mr NC Vezi	40,000.00	27/10/2025	24/11/2025	Yes
58	Eskom Streetlights Bulwer and Pholela	Eskom November Statement	4,158.39	21/11/2025	27/11/2025	Yes
59	Eskom Bulwer Hall and Library	Eskom November Statement	16,612.98	21/11/2025	27/11/2025	Yes
60	Eskom Free Basic Electricity	Eskom November Statement	93,872.18	21/11/2025	27/11/2025	Yes
61	Eskom Bulwer CSC	Eskom November Statement	37,814.92	21/11/2025	27/11/2025	Yes
62	Eskom Animal Pound Creighton	Eskom November Statement	7,359.68	21/11/2025	27/11/2025	Yes
63	Eskom Capital Building	Eskom November Statement	51,240.76	21/11/2025	27/11/2025	Yes
64	Eskom Creighton Office Near Animal Pound	Eskom November Statement	9,335.24	21/11/2025	27/11/2025	Yes
65	Eskom 92 Streetlights Creighton	Eskom November Statement	5,470.25	21/11/2025	27/11/2025	Yes
66	Eskom Creighton Agricultural Hall	Eskom November Statement	9,684.74	21/11/2025	27/11/2025	Yes
67	Eskom Health Committee Office	Eskom November Statement	16,621.33	21/11/2025	27/11/2025	Yes
68	Eskom Creighton Local Authority	Eskom November Statement	11,799.35	21/11/2025	27/11/2025	Yes
69	Eskom Old Post Office	Eskom November Statement	2,088.77	21/11/2025	27/11/2025	Yes
70	Eskom Creighton Rural Dumpsite	Eskom November Statement	3,484.95	21/11/2025	27/11/2025	Yes
71	Eskom Shopping Complex Opposite Sport Ground	Eskom November Statement	5,188.40	21/11/2025	27/11/2025	Yes
72	Eskom Himeville Area	Eskom November Statement	5,929.45	21/11/2025	27/11/2025	Yes
73	Eskom 187 Mackenzie Streetlights	Eskom November Statement	9,825.93	21/11/2025	27/11/2025	Yes
74	Eskom 131 Streetlights Bulwer	Eskom November Statement	11,261.25	21/11/2025	27/11/2025	Yes
75	Eskom Himeville Post Office	Eskom November Statement	22,106.36	21/11/2025	27/11/2025	Yes
76	Eskom Bulwer Taxi Rank	Eskom November Statement	5,517.30	21/11/2025	27/11/2025	Yes
77	Eskom Underberg Taxi Rank	Eskom November Statement	9,378.01	21/11/2025	27/11/2025	Yes
78	Eskom Bulwer Public Toilets	Eskom November Statement	472.72	21/11/2025	27/11/2025	Yes
79	Eskom Bulwer Art Centre	Eskom November Statement	233.80	21/11/2025	27/11/2025	Yes
80	Eskom Disasler Centre	Eskom November Statement	8,889.78	21/11/2025	27/11/2025	Yes
81	Eskom Kilmon Horse Racing	Eskom November Statement	1,438.61	21/11/2025	27/11/2025	Yes
82	Eskom Himeville Travel Agency	Eskom November Statement	6,660.67	21/11/2025	27/11/2025	Yes

83	Eskom Streetlights Bulwer	Eskom November Statement	12,148.34	21/11/2025	27/11/2025	Yes
84	Eskom Streetlights Hirnevville	Eskom November Statement	10,500.93	21/11/2025	27/11/2025	Yes
85	Eskom Underberg Streetlights	Eskom November Statement	11,976.01	21/11/2025	27/11/2025	Yes
86	Majiki Construction and Plant Hire	Construction of Glenmaize Community Hall Ward 14 Certificate 5	642,305.67	12/11/2025	27/11/2025	Yes
87	Manganga Tradings (Pty) Ltd	Procurement of Flags for fire and disaster centre Dr. Ndz fire services out door flag; disaster management flag, municipal flag and south african 1800mm x 1800mm with fire logo, Polyester withstand different weather conditions, flags printed on SABS 100 percent strike	12,000.00	04/11/2025	28/11/2025	Yes
88	Ngwadleni Construction CC	Requested supply and delivery of 4 x Hot Platters, 4 x Sandwich Platters, 45 x 330ml 100% Juice and 50 x Paper Plates for the cross boarder and animal pound Forum Meeting for 35 Stakeholders.	5,680.00	12/11/2025	28/11/2025	Yes
89	Baitthaupi Executive Travel CC	Accommodation for Sondezi J	2,180.00	04/11/2025	28/11/2025	Yes
90	Gugube Holdings (Pty) Ltd	Requested SCM to Hire three pole and sound system generator for the under 13 Build It Tournament. The details of the Build It event were as follows: Date: 25 October 2025 Venue: Ward 02 Enhlanheni Time: 7H00 Am	11,500.00	06/11/2025	28/11/2025	Yes
Total Amount			10,411,227.83			
Prepared By: NR Dlamini					Reviewed by: MP Mlungwa	
Signature: 					Signature: 	

HIGHEST PAID CREDITORS FOR NOVEMBER 2025		DR NKOSAZANA DLAMINI ZUMA LOCAL MUNICIPALITY	
SUPPLIER	DESCRIPTION	AMOUNT	
1	Mhlongo Security (Pty) Ltd Provision of Security Services for a period of 3 years-November invoices.	1,996,581.31	
2	BG Mazongolo Construction Construction of Ekupholeni Creche Certificate 2 and Maintenance of 7 Community Assets Certificate 6	1,980,531.38	
3	Construction of Bulwer Town Upgrade phase 2-informal Trading Infrastructure Development Certificate 1, Bulwer Asphalt Surfacing Phase 8-Ntokozweni Road Section 3 Certificate 9, Bulwer Asphalt Surfacing Phase 8-Ntokozweni Road Section 3 Certificate 8 and Bulwer Asphalt Surfacing Phase 8-Ntokozweni Road Section 3 Certificate 7	1,962,983.36	
4	Ukwazi Home Development Projects CC External Audit fees for Nicole Meas, Shoba Nosible, Kekeletsho Molefe, Fanelesibonge Mmwandla, Simo Mpfunguse, Ravindra Lunchman, Manelisi Nijisane, Mizikayifani Buhlezi, Lwando Kuli, Britney Mphadza, Thabiso Zwane and Naeem Dawood.	1,658,676.91	
5	Auditor General South Africa Construction of Glenmaize Community Hall Ward 14 Certificate 5	642,305.67	
6	Majiki Construction and Plant Hire Professional services rendered: internal audit on interim and final financial statements.	398,820.00	
7	Samba Solutions Requested slots for the Mayor: 1 TV slot, 1 Provincial radio slot & 1 local radio slot, Provisional radio station-20 minutes	218,270.00	
8	Yayoh Trading Fencing of Donnybrook toilets certificate 1 and Supply and delivery of laptop and one Multifunctional Hub for Mr NC Zezi	132,000.00	
9	Mathutha Trading Enterprise 1x15 seater mini bus transported people who attended senior citizen day at Nkwezela in ward 9 from Mkhohwa and Macabazani 17 October 2025, 15x1 seater mini bus transported vulnerable learners from Mandlezizwe to Ixopo and 15x2 seater mini bus transported vulnerable learners from Ndabakazibuzwa to Ixopo to fetch their ID at Homeaffairs on Tuesday 08 October 2025 and 15x1 seater mini bus transported vulnerable learners from Mandlezizwe to Ixopo and 15x2 seater mini bus transported vulnerable learners from Ndabakazibuzwa to Ixopo to fetch their ID at Homeaffairs on Tuesday 08 October 2025	114,900.00	
10	Bulwer and Donnybrook Taxi Association Removal of waste from Hirreville transfer station certificate 23	97,780.62	
	EnviroServ Waste Management (Pty) Ltd		
	Total Amount	9,202,849.25	
	Prepared :NR Dlamini	Reviewed by: MP Mtungwa	
	Signature: 	Signature: 	

DR NKOSAZANA DLAMINI ZUMA LOCAL MUNICIPALITY
 REPORT FOR CREDITORS PAID WITHIN 30 DAYS IN NOVEMBER 2025

Number of Payments	COMPLIED	NOT COMPLIED	PERCENTAGE
90	90		100%

Prepared by: NR Dlamini

Signature:  _____

Reviewed by: MP Mlungwa

Signature:  _____

MUNICIPALITY	SA_ID	NAME	ADDRESS2	VAT_RATE	CLAIMED_	CLAIMED_	CLAIM_TO
1 Dr Nkosazana Zuma Municipality	5012143415	MBANJWA ZIBALELE	AMAKUZA UNDERBURG KZN	15	109.715	16.4572	126.1722
2 Dr Nkosazana Zuma Municipality	5044765394	NDLOVU MTHABISENI	STEPMORE	15	109.715	16.4572	126.1722
3 Dr Nkosazana Zuma Municipality	5070064036	NGOBESE IABULANI	PEVENSY	15	109.715	16.4572	126.1722
4 Dr Nkosazana Zuma Municipality	5077117859	MGOZA LULU LILIAN	KWATHUNZI NKOTHWENI UNDERBERG KZN	15	109.715	16.4572	126.1722
5 Dr Nkosazana Zuma Municipality	5088942418	STHOLE NOMUSA	SOKHELA S1 IXOPO KZN OU	15	109.715	16.4572	126.1722
6 Dr Nkosazana Zuma Municipality	5114138635	ZUMA AGNES	SOKHELA S1 IXOPO KZN OU	15	109.715	16.4572	126.1722
7 Dr Nkosazana Zuma Municipality	5114460347	DLAMINI LINGEKILE SITHEMBILE	AMAKUZA UNDERBURG KZN	15	109.715	16.4572	126.1722
8 Dr Nkosazana Zuma Municipality	5114923117	DLAMINI LUNGISANI MLUNGISI	AMAKUZA UNDERBURG KZN	15	109.715	16.4572	126.1722
9 Dr Nkosazana Zuma Municipality	5115198340	PHUNGULA ANNACLETA BUSISWE	AMAKUZA UNDERBURG KZN	15	109.715	16.4572	126.1722
10 Dr Nkosazana Zuma Municipality	5128347431	DLAMINI NOMPUMELELO	AMAKUZA UNDERBURG KZN	15	109.715	16.4572	126.1722
11 Dr Nkosazana Zuma Municipality	5134235281	MADIBA BONAKELE	SOKHELA S1 IXOPO KZN OU	15	109.715	16.4572	126.1722
12 Dr Nkosazana Zuma Municipality	5153872731	NTULI SBONGILE MARY JANE	MQATSHENI S1 UNDERBURG KZN	15	109.715	16.4572	126.1722
13 Dr Nkosazana Zuma Municipality	5164764778	DUMA ESTHER BALISWA		15	109.715	16.4572	126.1722
14 Dr Nkosazana Zuma Municipality	5168050159	PHOSWA ZAMAGUGU	EHLABENI BULWER KZN	15	109.715	16.4572	126.1722
15 Dr Nkosazana Zuma Municipality	5188835020	JILI BHEKOKWAKHE	SOKHELA S1 IXOPO KZN OU	15	109.715	16.4572	126.1722
16 Dr Nkosazana Zuma Municipality	5196723286	CHAGWE NONHLANHLA	EMAKHUZENI AREA NEAR MASHAYILANGA SCHOOL	15	109.715	16.4572	126.1722
17 Dr Nkosazana Zuma Municipality	5203938206	SOSIBO ZIBANGILE	AMAKUZA UNDERBURG KZN	15	109.715	16.4572	126.1722
18 Dr Nkosazana Zuma Municipality	5204212809	SHOBA MFANO	XOSHEYAKHE ENKELEBANTWANA PMB KZN	15	109.715	16.4572	126.1722
19 Dr Nkosazana Zuma Municipality	5208804195	DLAMINI BONISWE ERONICA	XOSHEYAKHE ENKELEBANTWANA PMB KZN	15	109.715	16.4572	126.1722
20 Dr Nkosazana Zuma Municipality	5221376500	SHEZI SIPHO CORNELIUS	AMAKUZA UNDERBURG KZN	15	109.715	16.4572	126.1722
21 Dr Nkosazana Zuma Municipality	5234316557	PHUNGULA THEMBISILE SIBUNTULLU	AMAKUZA UNDERBURG KZN	15	109.715	16.4572	126.1722
22 Dr Nkosazana Zuma Municipality	5247957885	PAKISI THANDIWE ANTONIA	HLANGANANI S1 IXOPO KZN OU	15	109.715	16.4572	126.1722
23 Dr Nkosazana Zuma Municipality	5250379300	MNGUNI MAKHOSANKE	AMAKUZA UNDERBURG KZN	15	109.715	16.4572	126.1722
24 Dr Nkosazana Zuma Municipality	5291396510	DUMA ZIPHATHELE	AMAKUZA UNDERBURG KZN	15	109.715	16.4572	126.1722
25 Dr Nkosazana Zuma Municipality	5286089597	MTHEMBU BAJABULILE GLADYS		15	109.715	16.4572	126.1722
26 Dr Nkosazana Zuma Municipality	5287739909	TSHAPHA HONEY SELLY	AMAKUZA UNDERBURG KZN	15	109.715	16.4572	126.1722
27 Dr Nkosazana Zuma Municipality	5289104401	SIBETHA JALISILE DORIS	AMAKUZA UNDERBURG KZN	15	109.715	16.4572	126.1722
28 Dr Nkosazana Zuma Municipality	5291650509	SITHOLE THOLAKELE THEODORA		15	109.715	16.4572	126.1722
29 Dr Nkosazana Zuma Municipality	5316522234	DLAMINI DUDUZILE	JUNCTION ELECTRIFICATION S1 SOKHELA UNDERBERG	15	109.715	16.4572	126.1722
30 Dr Nkosazana Zuma Municipality	5333874720	MDLADLA BINONO	JUNCTION ELECTRIFICATION S1 SOKHELA UNDERBERG	15	109.715	16.4572	126.1722
31 Dr Nkosazana Zuma Municipality	5338764396	MBHATHA BENGAZI	SOKHELA S1 IXOPO KZN OU	15	109.715	16.4572	126.1722
32 Dr Nkosazana Zuma Municipality	5346291384	MOSEYA GORDON	STEPMORE S1 UNDERBERG KZN	15	109.715	16.4572	126.1722
33 Dr Nkosazana Zuma Municipality	5362967371	HLOPHE ZANDILE	NKWAZELA S1 UNDERBERG KZN	15	109.715	16.4572	126.1722
34 Dr Nkosazana Zuma Municipality	5394601852	MNCWABE TOEKILE	STEPMORE	15	109.715	16.4572	126.1722
35 Dr Nkosazana Zuma Municipality	5446862817	NXELE PHILANI	NKUMBA	15	109.715	16.4572	126.1722
36 Dr Nkosazana Zuma Municipality	5447424007	NDLOVU NTSEPISENG	STEPMORE	15	109.715	16.4572	126.1722
37 Dr Nkosazana Zuma Municipality	5467290857	JAMA NOKULUNGA	DR NKOSAZANA DLAMINI ZUMA MUNICIPALITY WARD4	15	109.715	16.4572	126.1722
38 Dr Nkosazana Zuma Municipality	5495250303	SOSIBO NOMAGCINO	DR NKOSAZANA DLAMINI ZUMA MUNICIPALITY WARD4	15	109.715	16.4572	126.1722
39 Dr Nkosazana Zuma Municipality	5506944350	DLAMINI KHOHLWANGEZAKHE	ENKELABANTWANA	15	109.715	16.4572	126.1722
40 Dr Nkosazana Zuma Municipality	5522958064	DLAMINI NOMAZULU	Brick House	15	109.715	16.4572	126.1722
41 Dr Nkosazana Zuma Municipality	5524036527	NZIMANDE HLAZIKAHLE	Traditional House	15	109.715	16.4572	126.1722
42 Dr Nkosazana Zuma Municipality	5549528501	MBANJWA ZISHU	Brick House	15	109.715	16.4572	126.1722
43 Dr Nkosazana Zuma Municipality	5575029206	DLAMINI ANAASASTIA	STOFFELTON IMPENDLE KZN	15	109.715	16.4572	126.1722
44 Dr Nkosazana Zuma Municipality	5591866076	KHUBONI SUKANI WILBROAD	HLANGANANI 3 CREIGHTON IXOPO CNC KZN OU	15	109.715	16.4572	126.1722
45 Dr Nkosazana Zuma Municipality	5592708996	MTOLO MBANANI	HLANGANANI 3 CREIGHTON IXOPO CNC KZN OU	15	109.715	16.4572	126.1722
46 Dr Nkosazana Zuma Municipality	5592816930	DLAMINI SINDISWA	HLANGANANI 3 CREIGHTON IXOPO CNC KZN OU	15	109.715	16.4572	126.1722
47 Dr Nkosazana Zuma Municipality	5594500743	DLAMINI MFUNDISI KAIZER	HLANGANANI 3 CREIGHTON IXOPO CNC KZN OU	15	109.715	16.4572	126.1722
48 Dr Nkosazana Zuma Municipality	5594935784	LANGA LUNGELANI	HLANGANANI 3 CREIGHTON IXOPO CNC KZN OU	15	109.715	16.4572	126.1722
49 Dr Nkosazana Zuma Municipality	5595597445	SHEZI ROBERT	HLANGANANI 3 CREIGHTON IXOPO CNC KZN OU	15	109.715	16.4572	126.1722
50 Dr Nkosazana Zuma Municipality	5595830295	LANGA CYNTHIA	HLANGANANI 3 CREIGHTON IXOPO CNC KZN OU	15	109.715	16.4572	126.1722
51 Dr Nkosazana Zuma Municipality	5596194077	LANGA THANDIWE ALBERTINA	HLANGANANI 3 CREIGHTON IXOPO CNC KZN OU	15	109.715	16.4572	126.1722
52 Dr Nkosazana Zuma Municipality	5597538792	MBANJWA CATHERINA	HLANGANANI 3 CREIGHTON IXOPO CNC KZN OU	15	109.715	16.4572	126.1722
53 Dr Nkosazana Zuma Municipality	5599444776	MTHEMBU ANDILE	HLANGANANI 3 CREIGHTON IXOPO CNC KZN OU	15	109.715	16.4572	126.1722
54 Dr Nkosazana Zuma Municipality	5600191899	MBANJWA BHULABHULA	HLANGANANI 3 CREIGHTON IXOPO CNC KZN OU	15	109.715	16.4572	126.1722
55 Dr Nkosazana Zuma Municipality	5615488349	MIYA BUSISIWE	MQATSHENI UNDERBURG KZN	15	109.715	16.4572	126.1722
56 Dr Nkosazana Zuma Municipality	5629963203	MADIYA NOKWANDA RITTA		15	109.715	16.4572	126.1722
57 Dr Nkosazana Zuma Municipality	5646897785	DLAMINI G	NKUMBA	15	109.715	16.4572	126.1722
58 Dr Nkosazana Zuma Municipality	5680918498	XOLO PHINDILE MAUREEN	AMAKHUZA S1 UNDERBURG KZN	15	109.715	16.4572	126.1722
59 Dr Nkosazana Zuma Municipality	5729574252	DLAMINI T	HOUSE	15	109.715	16.4572	126.1722
60 Dr Nkosazana Zuma Municipality	5738626008	BEKWA NOMAHELA	TRADITIONAL HOUSE	15	109.715	16.4572	126.1722
61 Dr Nkosazana Zuma Municipality	5776548109	MOKOENA NTOMBI	MQATSHENI UNDERBURG KZN	15	109.715	16.4572	126.1722
62 Dr Nkosazana Zuma Municipality	5778884045	BELE THEMBILE MAURREN	NKELABANTWANA BULWER KZN	15	109.715	16.4572	126.1722
63 Dr Nkosazana Zuma Municipality	5830472725	DLAMINI SKHUMBUBUZO	MQATSHENI UNDERBURG KZN	15	109.715	16.4572	126.1722
64 Dr Nkosazana Zuma Municipality	5849119869	MKHIZE MBUTU	MQATSHENI UNDERBURG KZN	15	109.715	16.4572	126.1722
65 Dr Nkosazana Zuma Municipality	5860188992	DLAMINI NOMZAMO	BULWER UNDERBURG PMB KZN	15	109.715	16.4572	126.1722
66 Dr Nkosazana Zuma Municipality	5883600948	MKHIZE THUTHURANI	MQATSHENI UNDERBURG KZN	15	109.715	16.4572	126.1722
67 Dr Nkosazana Zuma Municipality	5888506855	ZONDI VUYISILE	MQATSHENI UNDERBURG KZN	15	109.715	16.4572	126.1722
68 Dr Nkosazana Zuma Municipality	5819493147	NKOSI BONGINKOSI	BULWER UNDERBURG PMB KZN	15	109.715	16.4572	126.1722
69 Dr Nkosazana Zuma Municipality	5926565166	ZONDI PHEWANA	MQATSHENI UNDERBURG KZN	15	109.715	16.4572	126.1722
70 Dr Nkosazana Zuma Municipality	5936031605	DUMA MHAWUKELWA EDMUND	MQATSHENI UNDERBURG KZN	15	109.715	16.4572	126.1722
71 Dr Nkosazana Zuma Municipality	5938510858	MIYA LIZI	DONNYBROOK	15	109.715	16.4572	126.1722
72 Dr Nkosazana Zuma Municipality	5954342636	MIYA NOMUSA CONSTANCE	HLANGANANI S1 IXOPO KZN OU	15	109.715	16.4572	126.1722
73 Dr Nkosazana Zuma Municipality	6016805705	JAMA BHOSIKI LEONARD	AMAKUZA UNDERBURG KZN	15	109.715	16.4572	126.1722
74 Dr Nkosazana Zuma Municipality	6026262541	MLITWA BEAUTY THOKOZILE	HLABENI UNDERBERG KZN	15	109.715	16.4572	126.1722
75 Dr Nkosazana Zuma Municipality	6069362470	ZONDI MAVIS QONDEKILE	AMAKUZA UNDERBURG KZN	15	109.715	16.4572	126.1722
76 Dr Nkosazana Zuma Municipality	6074641737	SHEZI SYDNEY MHLengi		15	109.715	16.4572	126.1722
77 Dr Nkosazana Zuma Municipality	6094577866	MBANJWA THANDI HAMBELANI		15	109.715	16.4572	126.1722
78 Dr Nkosazana Zuma Municipality	6132525185	SHEZI SIDUDLA EMMERENCIA	Traditional	15	109.715	16.4572	126.1722
79 Dr Nkosazana Zuma Municipality	6142280695	MNGUNI LINDOKUHLE PRINCE	AMAKUZA UNDERBURG KZN	15	109.715	16.4572	126.1722
80 Dr Nkosazana Zuma Municipality	6151037112	SHEZI ANNASTASIA NCAMISILE	AMAKUZA UNDERBURG KZN	15	109.715	16.4572	126.1722
81 Dr Nkosazana Zuma Municipality	6154931966	DLADLA C	HOUSE	15	109.715	16.4572	126.1722
82 Dr Nkosazana Zuma Municipality	6184452768	NDLOVU BONISIWE	MHLANGANI	15	109.715	16.4572	126.1722
83 Dr Nkosazana Zuma Municipality	6206605358	DLAMINI HLENGIWE	AMAKUZA UNDERBURG KZN	15	109.715	16.4572	126.1722
84 Dr Nkosazana Zuma Municipality	6231850871	MIYA BUSISIWE	EHLABENI BULWER KZN	15	109.715	16.4572	126.1722
85 Dr Nkosazana Zuma Municipality	6256053761	NALA MQOYI F	HLABENI UNDERBERG KZN	15	109.715	16.4572	126.1722
86 Dr Nkosazana Zuma Municipality	6289796422	GCOBO DUMISANI	DR NKOSAZANA DLAMINI ZUMA MUNICIPALITY WARD4	15	109.715	16.4572	126.1722

174	Dr Nkosazana Zuma Municipality	6916552377	NZIMANDE BHEKA MOSES	HLANGANANI 3 CREIGHTON IXOPO CNC KZN OU	15	109.715	16.4572	126.1722
175	Dr Nkosazana Zuma Municipality	6916628788	NDLOVU THANDI	MQATSHENI UNDERBURG KZN	15	109.715	16.4572	126.1722
176	Dr Nkosazana Zuma Municipality	6918215967	DLAMINI CONSTANCE	HLANGANANI 3 CREIGHTON IXOPO CNC KZN OU	15	109.715	16.4572	126.1722
177	Dr Nkosazana Zuma Municipality	6920434579	ZONDI SITEMBISO GRACE	HLANGANANI 3 CREIGHTON IXOPO CNC KZN OU	15	109.715	16.4572	126.1722
178	Dr Nkosazana Zuma Municipality	6922556903	DLAMINI FNEMELLA	HLANGANANI 3 CREIGHTON IXOPO CNC KZN OU	15	109.715	16.4572	126.1722
179	Dr Nkosazana Zuma Municipality	6927026751	XABA MATHOBI	HLANGANANI 3 CREIGHTON IXOPO CNC KZN OU	15	109.715	16.4572	126.1722
180	Dr Nkosazana Zuma Municipality	6927240077	KHUBONE MELISWE	HLANGANANI 3 CREIGHTON IXOPO CNC KZN OU	15	109.715	16.4572	126.1722
181	Dr Nkosazana Zuma Municipality	6929730662	DLAMINI ZANELE	HLANGANANI 3 CREIGHTON IXOPO CNC KZN OU	15	109.715	16.4572	126.1722
182	Dr Nkosazana Zuma Municipality	6933289276	NAKALIBI MAKATSO	MQATSHENI UNDERBURG KZN	15	109.715	16.4572	126.1722
183	Dr Nkosazana Zuma Municipality	6934365293	KHUBONE ZANDILE	HLANGANANI 3 CREIGHTON IXOPO CNC KZN OU	15	109.715	16.4572	126.1722
184	Dr Nkosazana Zuma Municipality	6942400527	MKHULISI ZILINDILE MARTHA	SIZANENJANA KWABUTHO S1 UNDERBERG KZN OU	15	109.715	16.4572	126.1722
185	Dr Nkosazana Zuma Municipality	6945447799	MJANJWA NOMAVIYO	HLANGANANI 3 CREIGHTON IXOPO CNC KZN OU	15	109.715	16.4572	126.1722
186	Dr Nkosazana Zuma Municipality	6950894726	SCHALKWYK JOHN CORNELIUS	SIZANENJANA KWABUTHO S1 UNDERBERG KZN OU	15	109.715	16.4572	126.1722
187	Dr Nkosazana Zuma Municipality	6969240586	GEBASHE FUNEYAKHE PHILIOS	Brick House	15	109.715	16.4572	126.1722
188	Dr Nkosazana Zuma Municipality	6974222647	CHAGWE THULELENI	HLANGANANI 3 CREIGHTON IXOPO CNC KZN OU	15	109.715	16.4572	126.1722
189	Dr Nkosazana Zuma Municipality	6980148430	JILI VELILE	MQATSHENI UNDERBURG KZN	15	109.715	16.4572	126.1722
190	Dr Nkosazana Zuma Municipality	6982590362	MAJOZI ZAKITHI	HLANGANANI 3 CREIGHTON IXOPO CNC KZN OU	15	109.715	16.4572	126.1722
191	Dr Nkosazana Zuma Municipality	6987498294	NZIMANDE PATRIC	HLANGANANI 3 CREIGHTON IXOPO CNC KZN OU	15	109.715	16.4572	126.1722
192	Dr Nkosazana Zuma Municipality	6988274761	PHUNGULA CRESSENTINA SALELANI	HLANGANANI 3 CREIGHTON IXOPO CNC KZN OU	15	109.715	16.4572	126.1722
193	Dr Nkosazana Zuma Municipality	6989236536	ZULU THEGANI	PEVENSY	15	109.715	16.4572	126.1722
194	Dr Nkosazana Zuma Municipality	6989667915	DLAMINI MANDLA	HLANGANANI 3 CREIGHTON IXOPO CNC KZN OU	15	109.715	16.4572	126.1722
195	Dr Nkosazana Zuma Municipality	6990796213	DUMAKUDE SANOLA ANDREAS	SUN CITY BULWER PMB KZN	15	109.715	16.4572	126.1722
196	Dr Nkosazana Zuma Municipality	7004044735	NGCOBO LINDENI	HLANGANANI 3 CREIGHTON IXOPO CNC KZN OU	15	109.715	16.4572	126.1722
197	Dr Nkosazana Zuma Municipality	7004634111	MVELASE NOKUTHULA CYNTHIA	HLANGANANI 3 CREIGHTON IXOPO CNC KZN OU	15	109.715	16.4572	126.1722
198	Dr Nkosazana Zuma Municipality	7005419533	MBANJWA MZIBENI MZWEWENKOSI	HLANGANANI 3 CREIGHTON IXOPO CNC KZN OU	15	109.715	16.4572	126.1722
199	Dr Nkosazana Zuma Municipality	7011075819	DUMA CYRIL THULANI	MAHAQWA UNDERBERG KZN	15	109.715	16.4572	126.1722
200	Dr Nkosazana Zuma Municipality	7015089438	NGUBO JEFFERY	MAHAQWA UNDERBERG KZN	15	109.715	16.4572	126.1722
201	Dr Nkosazana Zuma Municipality	7016234457	MIYA PIANCIA NOBULELO	MAHAQWA UNDERBERG KZN	15	109.715	16.4572	126.1722
202	Dr Nkosazana Zuma Municipality	7020400365	MAGOSO MLUNGISI CHRISTOPHER	HLANGANANI 3 CREIGHTON IXOPO CNC KZN OU	15	109.715	16.4572	126.1722
203	Dr Nkosazana Zuma Municipality	7021301473	MNCWABE THULANI	HOUSE	15	109.715	16.4572	126.1722
204	Dr Nkosazana Zuma Municipality	7030163901	CHIYA EUNICE NTOMBIZODWA	HLANGANANI 3 CREIGHTON IXOPO CNC KZN OU	15	109.715	16.4572	126.1722
205	Dr Nkosazana Zuma Municipality	7036873053	SHEZI ALBERTINA	Brick House	15	109.715	16.4572	126.1722
206	Dr Nkosazana Zuma Municipality	7047505269	SOSIBO PATRICIA BAZAMILE	HLANGANANI 3 CREIGHTON IXOPO CNC KZN OU	15	109.715	16.4572	126.1722
207	Dr Nkosazana Zuma Municipality	7047424207	DLAMINI NZOBO	AMAKUZA UNDERBURG KZN OU	15	109.715	16.4572	126.1722
208	Dr Nkosazana Zuma Municipality	7063511291	MBANJWA NCAMSILE FLORENCE	HLANGANANI 3 CREIGHTON IXOPO CNC KZN OU	15	109.715	16.4572	126.1722
209	Dr Nkosazana Zuma Municipality	7074254081	MOFOKENG TESSA	MGWABABEBI ENKELEBANTWANA BULWER UNDERBERG	15	109.715	16.4572	126.1722
210	Dr Nkosazana Zuma Municipality	7078148899	MBANJWA NOMATATIELI	HLANGANANI 3 CREIGHTON IXOPO CNC KZN OU	15	109.715	16.4572	126.1722
211	Dr Nkosazana Zuma Municipality	7079160579	MNGUNI HLENGIWE PRINCESS	HLANGANANI 3 CREIGHTON IXOPO CNC KZN OU	15	109.715	16.4572	126.1722
212	Dr Nkosazana Zuma Municipality	7083492353	NGCOBO M	HOUSE	15	109.715	16.4572	126.1722
213	Dr Nkosazana Zuma Municipality	7085187415	MBANJWA NOMBO ANNACLETA	HLANGANANI 3 CREIGHTON IXOPO CNC KZN OU	15	109.715	16.4572	126.1722
214	Dr Nkosazana Zuma Municipality	7093965818	MBANJWA SIZENI ALEXIA	HLANGANANI 3 CREIGHTON IXOPO CNC KZN OU	15	109.715	16.4572	126.1722
215	Dr Nkosazana Zuma Municipality	7096299370	MBANJWA SPHUMILE	HLANGANANI 3 CREIGHTON IXOPO CNC KZN OU	15	109.715	16.4572	126.1722
216	Dr Nkosazana Zuma Municipality	7102497326	MBANJWA FUNOKWAKHE WELCOME	HLANGANANI 3 CREIGHTON IXOPO CNC KZN OU	15	109.715	16.4572	126.1722
217	Dr Nkosazana Zuma Municipality	7114450678	HLANGEPHI BONANI	HIMEVILLE	15	109.715	16.4572	126.1722
218	Dr Nkosazana Zuma Municipality	7117136721	MBANJWA XOLISILE	HLANGANANI 3 CREIGHTON IXOPO CNC KZN OU	15	109.715	16.4572	126.1722
219	Dr Nkosazana Zuma Municipality	7143385192	NDWALANE LANDIWE PROTASIA	HLANGANANI 3 CREIGHTON IXOPO CNC KZN OU	15	109.715	16.4572	126.1722
220	Dr Nkosazana Zuma Municipality	7146786806	ZUMA LANDIWE ANNATORIA	HLANGANANI 3 CREIGHTON IXOPO CNC KZN OU	15	109.715	16.4572	126.1722
221	Dr Nkosazana Zuma Municipality	7147339274	ZUMA PRESILLA	HLANGANANI 3 CREIGHTON IXOPO CNC KZN OU	15	109.715	16.4572	126.1722
222	Dr Nkosazana Zuma Municipality	7161347515	NDWALANE GOONESS	HLANGANANI 3 CREIGHTON IXOPO CNC KZN OU	15	109.715	16.4572	126.1722
223	Dr Nkosazana Zuma Municipality	7168071400	NOHLALI DOLLY	HOUSE AT KWAPITELA NEAR KWAPITELA SPORT GROUNI	15	109.715	16.4572	126.1722
224	Dr Nkosazana Zuma Municipality	7174614624	NDWALANE PRISCA BONGEKILE	HLANGANANI 3 CREIGHTON IXOPO CNC KZN OU	15	109.715	16.4572	126.1722
225	Dr Nkosazana Zuma Municipality	7175281908	ZONDI NOMCWANE	HLANGANANI 3 CREIGHTON IXOPO CNC KZN OU	15	109.715	16.4572	126.1722
226	Dr Nkosazana Zuma Municipality	7177042565	SHELEMBE BAKHETHILE	HLANGANANI 3 CREIGHTON IXOPO CNC KZN OU	15	109.715	16.4572	126.1722
227	Dr Nkosazana Zuma Municipality	7184668810	NGCOBO PHAMBUKILE	TRADITIONAL HOUSE	15	109.715	16.4572	126.1722
228	Dr Nkosazana Zuma Municipality	7197902936	SOWELA NOSIPHO A	HLANGANANI 3 CREIGHTON IXOPO CNC KZN OU	15	109.715	16.4572	126.1722
229	Dr Nkosazana Zuma Municipality	7200768709	SHOBA SINDISWA LETHIWE NOKUTHU	AMAKUZA UNDERBURG KZN	15	109.715	16.4572	126.1722
230	Dr Nkosazana Zuma Municipality	7205260333	SOSIBO HEMRIETTA SINDISWE	HLANGANANI 3 CREIGHTON IXOPO CNC KZN OU	15	109.715	16.4572	126.1722
231	Dr Nkosazana Zuma Municipality	7210124087	MOKUBUNA BUSISWE NONDRATTA	HLANGANANI 3 CREIGHTON IXOPO CNC KZN OU	15	109.715	16.4572	126.1722
232	Dr Nkosazana Zuma Municipality	7212892696	ZULU BHEKIMPI DANIEL	HLANGANANI 3 CREIGHTON IXOPO CNC KZN OU	15	109.715	16.4572	126.1722
233	Dr Nkosazana Zuma Municipality	7214824477	LANGA KHONZEPHI MARTHA	HLANGANANI 3 CREIGHTON IXOPO CNC KZN OU	15	109.715	16.4572	126.1722
234	Dr Nkosazana Zuma Municipality	7215419649	ZUMA PHATHEKILE PELAGRINA	HLANGANANI 3 CREIGHTON IXOPO CNC KZN OU	15	109.715	16.4572	126.1722
235	Dr Nkosazana Zuma Municipality	7216445498	DLAMINI ALEXIA ZANELE	HLANGANANI 3 CREIGHTON IXOPO CNC KZN OU	15	109.715	16.4572	126.1722
236	Dr Nkosazana Zuma Municipality	7217543889	MSHENGU THULELENI MARGARET	HLANGANANI 3 CREIGHTON IXOPO CNC KZN OU	15	109.715	16.4572	126.1722
237	Dr Nkosazana Zuma Municipality	7218602616	DLAMINI THOKO MARIA	HLANGANANI 3 CREIGHTON IXOPO CNC KZN OU	15	109.715	16.4572	126.1722
238	Dr Nkosazana Zuma Municipality	7222193810	DLAMINI THOKAZANI ASRERIA	HLANGANANI 3 CREIGHTON IXOPO CNC KZN OU	15	109.715	16.4572	126.1722
239	Dr Nkosazana Zuma Municipality	7222324040	ZONDI PHUMZILE	BHATINI	15	109.715	16.4572	126.1722
240	Dr Nkosazana Zuma Municipality	7223306066	MKIZE KWENZEKILE	BHATINI	15	109.715	16.4572	126.1722
241	Dr Nkosazana Zuma Municipality	7222268524	SHEZI KHULUMILE PAULINA	BHATINI	15	109.715	16.4572	126.1722
242	Dr Nkosazana Zuma Municipality	7236709657	NENE VEZI	BHATINI	15	109.715	16.4572	126.1722
243	Dr Nkosazana Zuma Municipality	7260613323	NIJLO MATHULUZA	BRICK HOUSE SIBIZANE	15	109.715	16.4572	126.1722
244	Dr Nkosazana Zuma Municipality	7260635375	RADEBE SDE NINIZILE	BHATINI	15	109.715	16.4572	126.1722
245	Dr Nkosazana Zuma Municipality	7273945210	MAJILA SANELE	BHATINI	15	109.715	16.4572	126.1722
246	Dr Nkosazana Zuma Municipality	7272686070	JAMA QUILTY ANNASTASIA	BHATINI	15	109.715	16.4572	126.1722
247	Dr Nkosazana Zuma Municipality	7281436206	DLAMINI BONGEKILE	NSIMBINI	15	109.715	16.4572	126.1722
248	Dr Nkosazana Zuma Municipality	7283637463	MBANJWA NTOMBIZONKE PROFIDENC	NSIMBINI	15	109.715	16.4572	126.1722
249	Dr Nkosazana Zuma Municipality	7283526946	MEMELA DUMISILE PROTASIA	NSIMBINI	15	109.715	16.4572	126.1722
250	Dr Nkosazana Zuma Municipality	7292683586	DIDI NONCEBA	HLANGANANI	15	109.715	16.4572	126.1722
251	Dr Nkosazana Zuma Municipality	7302621677	JILI BAZUKILE	SANDANEZWE RICHMOND KZN	15	109.715	16.4572	126.1722
252	Dr Nkosazana Zuma Municipality	7333674486	MEMELA DUMISANE GEORGE	SANDANEZWE RICHMOND KZN	15	109.715	16.4572	126.1722
253	Dr Nkosazana Zuma Municipality	7336932121	DAWE MUTO SYLVINA	SANDANEZWE RICHMOND KZN	15	109.715	16.4572	126.1722
254	Dr Nkosazana Zuma Municipality	7345239828	MBANJWA LINDENI	Brick House	15	109.715	16.4572	126.1722
255	Dr Nkosazana Zuma Municipality	7347923874	MNDAWENI FIKELPHI ELIZABETH	SANDANEZWE RICHMOND KZN	15	109.715	16.4572	126.1722
256	Dr Nkosazana Zuma Municipality	7365689031	DLUDLU MKHASHWA PHILLIP	SIZANENJANA KWABUTHO S1 UNDERBERG KZN OU	15	109.715	16.4572	126.1722
257	Dr Nkosazana Zuma Municipality	7369740550	MKHULISI NOMATHEMBU PHILPA	SIZANENJANA KWABUTHO S1 UNDERBERG KZN OU	15	109.715	16.4572	126.1722
258	Dr Nkosazana Zuma Municipality	7382815103	NIJLO MATHILI	TRADITIONAL HOUSE	15	109.715	16.4572	126.1722
259	Dr Nkosazana Zuma Municipality	7441344073	MEMELA BONISILE CLEMENTINE	MQATSHENI	15	109.715	16.4572	126.1722
260	Dr Nkosazana Zuma Municipality	7442231434	MADLALA HADIO IRENE	MQATSHENI	15	109.715	16.4572	126.1722

348	Dr Nkosazana Zuma Municipality	7910585048	MTHEMBU NTOMBIKHONA	AMAKHUZE UNDERBURG KZN	15	109.715	16.4572	126.1722
349	Dr Nkosazana Zuma Municipality	79140031365	MKHIZE SHUMISILE	KILMUN	15	109.715	16.4572	126.1722
350	Dr Nkosazana Zuma Municipality	7915004826	DLAMINI XOLILE	AMAKHUZE UNDERBURG KZN	15	109.715	16.4572	126.1722
351	Dr Nkosazana Zuma Municipality	7916078841	NZIMANDE MAPHAKATHI ANDREAS		15	109.715	16.4572	126.1722
352	Dr Nkosazana Zuma Municipality	7921387033	MNGUNI FIKEPHI	AMAKHUZE UNDERBURG KZN	15	109.715	16.4572	126.1722
353	Dr Nkosazana Zuma Municipality	7921434558	NZIMANDE THITHI REMEGIA	AMAKHUZE UNDERBURG KZN	15	109.715	16.4572	126.1722
354	Dr Nkosazana Zuma Municipality	7939076752	ZIKODE DUDUZILE		15	109.715	16.4572	126.1722
355	Dr Nkosazana Zuma Municipality	7945230086	BHENGU NONHLANHLA	KILMUN	15	109.715	16.4572	126.1722
356	Dr Nkosazana Zuma Municipality	7955866656	ZONDI NOMQANELO	QULASHE UNDERBURG KZN	15	109.715	16.4572	126.1722
357	Dr Nkosazana Zuma Municipality	7974998318	MTHEMBU MSHIYENI	KILMUN	15	109.715	16.4572	126.1722
358	Dr Nkosazana Zuma Municipality	7978029944	SHELEMBE MANDLENKOSI ROBENSON	SHARP LOCATION NEXT TO DLANGANI H SCHOOL	15	109.715	16.4572	126.1722
359	Dr Nkosazana Zuma Municipality	7984813511	XABA NJABULO MOSES	CORINTH S1 IXOPO KZN OU	15	109.715	16.4572	126.1722
360	Dr Nkosazana Zuma Municipality	7989141374	DLAMINI HLEZIPHI GEORINA	SUN CITY BULWER PMB KZN	15	109.715	16.4572	126.1722
361	Dr Nkosazana Zuma Municipality	8015582845	MKHIZE THEMBANI	Brick House	15	109.715	16.4572	126.1722
362	Dr Nkosazana Zuma Municipality	8039318063	JAMA MUNTU PHIKISILE	SUN CITY BULWER PMB KZN	15	109.715	16.4572	126.1722
363	Dr Nkosazana Zuma Municipality	8047515524	MEMELA MUSAWENKOSI GOODMAN	NKWEZELA S1 UNDERBERG KZN OU	15	109.715	16.4572	126.1722
364	Dr Nkosazana Zuma Municipality	8049739890	DLAMINI MTHEKU MEDRINA	AMAKHUZE UNDERBURG KZN	15	109.715	16.4572	126.1722
365	Dr Nkosazana Zuma Municipality	8052137205	MEMELA MZOMUNYE	NKWEZELA	15	109.715	16.4572	126.1722
366	Dr Nkosazana Zuma Municipality	8060740428	NZIMANDE N	Brick House	15	109.715	16.4572	126.1722
367	Dr Nkosazana Zuma Municipality	8063818889	CHULE THANDI BETREACE	SUN CITY BULWER PMB KZN	15	109.715	16.4572	126.1722
368	Dr Nkosazana Zuma Municipality	8066280862	LUKHOZI NOKUZOLA	Traditional house	15	109.715	16.4572	126.1722
369	Dr Nkosazana Zuma Municipality	8070077274	RADEBE BAZINI CONSTANCE	NKWEZELA S1 UNDERBERG KZN OU	15	109.715	16.4572	126.1722
370	Dr Nkosazana Zuma Municipality	8078687286	MEMELA PHILISIWE MATHOTHO	SUN CITY BULWER PMB KZN	15	109.715	16.4572	126.1722
371	Dr Nkosazana Zuma Municipality	8088273227	DUMAKUDE KINKI PHYLIS	SUN CITY BULWER PMB KZN	15	109.715	16.4572	126.1722
372	Dr Nkosazana Zuma Municipality	8088649232	XULU ANNACLETIA LINDIWE	SINKONKONKO UNDERBERG KZN OU	15	109.715	16.4572	126.1722
373	Dr Nkosazana Zuma Municipality	8089093744	MEMELA MZAMANI MZOMUNI	NKWEZELA S1 UNDERBERG KZN OU	15	109.715	16.4572	126.1722
374	Dr Nkosazana Zuma Municipality	8089856638	DUMA DUMAZILE	SUN CITY BULWER PMB KZN	15	109.715	16.4572	126.1722
375	Dr Nkosazana Zuma Municipality	8096816515	MTOLO GCINIZIWE PHILIPH	SUN CITY BULWER PMB KZN	15	109.715	16.4572	126.1722
376	Dr Nkosazana Zuma Municipality	8099557421	KUBONE NTOMBIZA ANNETTA	SUN CITY BULWER PMB KZN	15	109.715	16.4572	126.1722
377	Dr Nkosazana Zuma Municipality	8108222823	MNGUNI MANDLENKOSI PETROS	AMAKHUZE UNDERBERG KZN OU	15	109.715	16.4572	126.1722
378	Dr Nkosazana Zuma Municipality	8108317397	MBANJWA PHUMELELE MARIA	AMAKHUZE UNDERBERG KZN OU	15	109.715	16.4572	126.1722
379	Dr Nkosazana Zuma Municipality	8108412996	MAKHANYA IRENE	TRADITIONAL HOUSE	15	109.715	16.4572	126.1722
380	Dr Nkosazana Zuma Municipality	8110824814	JAMA NELISIWE	AMAKHUZE UNDERBERG KZN OU	15	109.715	16.4572	126.1722
381	Dr Nkosazana Zuma Municipality	8111016654	MBANJWA THOBILE	AMAKHUZE UNDERBERG KZN OU	15	109.715	16.4572	126.1722
382	Dr Nkosazana Zuma Municipality	8112299528	DLAMINI NTOMBIFUTHI PRISCA	AMAKHUZE UNDERBERG KZN OU	15	109.715	16.4572	126.1722
383	Dr Nkosazana Zuma Municipality	8112313655	DUMA MFANELO	AMAKHUZE UNDERBERG KZN OU	15	109.715	16.4572	126.1722
384	Dr Nkosazana Zuma Municipality	8112475027	MKHIZE LUCTRETIA ZEKELANI	AMAKUZA UNDERBURG KZN	15	109.715	16.4572	126.1722
385	Dr Nkosazana Zuma Municipality	8113120446	MNGUNI NONKULULEKO ELIZABETH	AMAKHUZE UNDERBERG KZN OU	15	109.715	16.4572	126.1722
386	Dr Nkosazana Zuma Municipality	8113272781	SIBISI NGENZENI DORIS	AMAKHUZE UNDERBERG KZN OU	15	109.715	16.4572	126.1722
387	Dr Nkosazana Zuma Municipality	8113838185	NZIMANDE HLENGIWE	AMAKHUZE UNDERBERG KZN OU	15	109.715	16.4572	126.1722
388	Dr Nkosazana Zuma Municipality	8114010290	NZIMANDE ZANELE	AMAKHUZE UNDERBERG KZN OU	15	109.715	16.4572	126.1722
389	Dr Nkosazana Zuma Municipality	8114034684	MNGUNI FULASHILE BUSISIWE	AMAKHUZE UNDERBERG KZN OU	15	109.715	16.4572	126.1722
390	Dr Nkosazana Zuma Municipality	8114447835	MAJOZI BUSISIWE	SINKONKONKO UNDERBERG KZN OU	15	109.715	16.4572	126.1722
391	Dr Nkosazana Zuma Municipality	8115974108	SHOBA KHOLISILE	AMAKHUZE UNDERBERG KZN OU	15	109.715	16.4572	126.1722
392	Dr Nkosazana Zuma Municipality	8116068306	MNGUNI SABANI NOBUHLE	AMAKHUZE UNDERBERG KZN OU	15	109.715	16.4572	126.1722
393	Dr Nkosazana Zuma Municipality	8117324902	MBANJWA THABISILE VERONICA	AMAKHUZE UNDERBERG KZN OU	15	109.715	16.4572	126.1722
394	Dr Nkosazana Zuma Municipality	8118274651	MNGUNI NONDUMISO	AMAKHUZE UNDERBERG KZN OU	15	109.715	16.4572	126.1722
395	Dr Nkosazana Zuma Municipality	8124496628	PHUNGULA NELISIWE QUEENET	AMAKUZA UNDERBURG KZN	15	109.715	16.4572	126.1722
396	Dr Nkosazana Zuma Municipality	8126902778	NOBUHLE JAMA	AMAKHUZE UNDERBERG KZN OU	15	109.715	16.4572	126.1722
397	Dr Nkosazana Zuma Municipality	8129356721	PHUNGULA HLULISILE ROSALIA	AMAKUZA UNDERBURG KZN	15	109.715	16.4572	126.1722
398	Dr Nkosazana Zuma Municipality	8130652536	LINDIWE SNOQ SHOBA	AMAKHUZE UNDERBERG KZN OU	15	109.715	16.4572	126.1722
399	Dr Nkosazana Zuma Municipality	8131579315	SHOBA BADUBILE CATHRINA	AMAKHUZE UNDERBERG KZN OU	15	109.715	16.4572	126.1722
400	Dr Nkosazana Zuma Municipality	8131754956	DLAMINI THOBEKILE VENENCIA	AMAKHUZE UNDERBURG KZN	15	109.715	16.4572	126.1722
401	Dr Nkosazana Zuma Municipality	8132381457	KHANYEZI THULISILE SIBONGILE	AMAKHUZE UNDERBERG KZN OU	15	109.715	16.4572	126.1722
402	Dr Nkosazana Zuma Municipality	8132634372	MTOLO HLEZIPHI HAPPINESS	AMAKHUZE UNDERBERG KZN OU	15	109.715	16.4572	126.1722
403	Dr Nkosazana Zuma Municipality	8132764732	SHOBA DOTOMBA MASHU	AMAKHUZE UNDERBERG KZN OU	15	109.715	16.4572	126.1722
404	Dr Nkosazana Zuma Municipality	8133711195	DLAMINI NTOMBI NOMPUMELELO	AMAKHUZE UNDERBERG KZN OU	15	109.715	16.4572	126.1722
405	Dr Nkosazana Zuma Municipality	8133789601	MBANJWA HLABEYAKHE	AMAKHUZE UNDERBERG KZN OU	15	109.715	16.4572	126.1722
406	Dr Nkosazana Zuma Municipality	8134302412	SHOBA ZIBONELE LOYI	AMAKHUZE UNDERBERG KZN OU	15	109.715	16.4572	126.1722
407	Dr Nkosazana Zuma Municipality	8134675768	NZIMANDE ZANELE	AMAKHUZE UNDERBERG KZN OU	15	109.715	16.4572	126.1722
408	Dr Nkosazana Zuma Municipality	8134962297	DLAMINI SIBONGILE CONSTANCE	AMAKHUZE UNDERBERG KZN OU	15	109.715	16.4572	126.1722
409	Dr Nkosazana Zuma Municipality	8135172706	SHOBA OCTAVIA ZETHU	AMAKHUZE UNDERBERG KZN OU	15	109.715	16.4572	126.1722
410	Dr Nkosazana Zuma Municipality	8135914642	MBELU LEONARD THISHELA	PEVENSY UNDERBERG KZN	15	109.715	16.4572	126.1722
411	Dr Nkosazana Zuma Municipality	8136115893	SHOBA CUPHENI THOLANI	AMAKHUZE UNDERBERG KZN OU	15	109.715	16.4572	126.1722
412	Dr Nkosazana Zuma Municipality	8136185707	SHOBA SIBONGISENI	AMAKHUZE UNDERBERG KZN OU	15	109.715	16.4572	126.1722
413	Dr Nkosazana Zuma Municipality	8142288769	DLAMINI BADINGILE THUSHUZA	AMAKHUZE UNDERBURG KZN	15	109.715	16.4572	126.1722
414	Dr Nkosazana Zuma Municipality	8144531818	SHOBA MGOBO	AMAKUZA UNDERBURG KZN	15	109.715	16.4572	126.1722
415	Dr Nkosazana Zuma Municipality	8148358091	MOLEFE SOBHOLENYONI D	STOFFELTON IMPENDLE KZN	15	109.715	16.4572	126.1722
416	Dr Nkosazana Zuma Municipality	8156696335	SHOBA MFANISENI THERUS	AMAKUZA UNDERBURG KZN	15	109.715	16.4572	126.1722
417	Dr Nkosazana Zuma Municipality	8167992611	SHOBA BHOYI GEDION	AMAKUZA UNDERBURG KZN	15	109.715	16.4572	126.1722
418	Dr Nkosazana Zuma Municipality	8172354341	SOSIBO SIBONGILE PERCIFIC	AMAKHUZE UNDERBURG KZN	15	109.715	16.4572	126.1722
419	Dr Nkosazana Zuma Municipality	8186139708	DLAMINI BONISIWE	AMAKHUZE UNDERBURG KZN	15	109.715	16.4572	126.1722
420	Dr Nkosazana Zuma Municipality	8187848747	SABELA PHIKISILE BADUMISE		15	109.715	16.4572	126.1722
421	Dr Nkosazana Zuma Municipality	8191834882	TSHOBA DOTI RICHARD	AMAKUZA UNDERBURG KZN	15	109.715	16.4572	126.1722
422	Dr Nkosazana Zuma Municipality	8197836807	KHUMALO NTOMBIONKE	Traditional	15	109.715	16.4572	126.1722
423	Dr Nkosazana Zuma Municipality	8202564613	MBANJWA THULISILE ANNACLETA	AMAKUZA UNDERBURG KZN	15	109.715	16.4572	126.1722
424	Dr Nkosazana Zuma Municipality	8205926893	DLAMINI BALUNGILE	AMAKHUZE UNDERBURG KZN	15	109.715	16.4572	126.1722
425	Dr Nkosazana Zuma Municipality	8208209818	MTHEMBU SANELISIWE CORNELIA	AMAKHUZE UNDERBURG KZN	15	109.715	16.4572	126.1722
426	Dr Nkosazana Zuma Municipality	8208209818	MTHEMBU SANELISIWE CORNELIA	AMAKHUZE UNDERBURG KZN	15	109.715	16.4572	126.1722
427	Dr Nkosazana Zuma Municipality	8221023709	KHWELA EUGENIA NONTOKOZO	TRANSOFMRER ZONE PBT25	15	109.715	16.4572	126.1722
428	Dr Nkosazana Zuma Municipality	8235428608	NXELE THOBILE EUNICE	AMAKHUZE UNDERBURG KZN	15	109.715	16.4572	126.1722
429	Dr Nkosazana Zuma Municipality	8252559157	MNGUNI BATHINI QIKI	AMAKUZA S1 UNDERBERG KZN OU	15	109.715	16.4572	126.1722
430	Dr Nkosazana Zuma Municipality	8258427433	SHOBA ZONGILE	AMAKUZA UNDERBURG KZN	15	109.715	16.4572	126.1722
431	Dr Nkosazana Zuma Municipality	8260273097	NZIMANDE TSHENGISILE CATHRYNE	AMAKUZA UNDERBURG KZN	15	109.715	16.4572	126.1722
432	Dr Nkosazana Zuma Municipality	8261947033	KHANYILE SIZAKELE CHRISTINIA	AMAKUZA UNDERBURG KZN	15	109.715	16.4572	126.1722
433	Dr Nkosazana Zuma Municipality	8261947033	KHANYILE SIZAKELE CHRISTINIA	AMAKUZA UNDERBURG KZN	15	109.715	16.4572	126.1722
434	Dr Nkosazana Zuma Municipality	8262820827	MNGUNI ZIBONELE	AMAKUZA S1 UNDERBERG KZN OU	15	109.715	16.4572	126.1722

522	Dr Nkosazana Zuma Municipality	8546983043	ZONDI MABONA PETRUS	AMAKUZA S1 UNDERBERG KZN OU	15	109.715	16.4572	126.1722
523	Dr Nkosazana Zuma Municipality	8549172341	ZIKODE ELSIE		15	109.715	16.4572	126.1722
524	Dr Nkosazana Zuma Municipality	8551727018	DLAMINI THABISILE MAUREEN		15	109.715	16.4572	126.1722
525	Dr Nkosazana Zuma Municipality	8552117115	DUMA PHILISWE THEODORAH		15	109.715	16.4572	126.1722
526	Dr Nkosazana Zuma Municipality	8560499855	DLAMINI NELISWE SYLVASIA	AMAKUZA S1 UNDERBERG KZN OU	15	109.715	16.4572	126.1722
527	Dr Nkosazana Zuma Municipality	8566951352	ZONDI BEATOR FANISILE	AMAKUZA S1 UNDERBERG KZN OU	15	109.715	16.4572	126.1722
528	Dr Nkosazana Zuma Municipality	8572147763	LINDA THANDEKA	AMAKUZA S1 UNDERBERG KZN OU	15	109.715	16.4572	126.1722
529	Dr Nkosazana Zuma Municipality	8574772721	ZONDI SWELEKILE MAYVIS	AMAKUZA S1 UNDERBERG KZN OU	15	109.715	16.4572	126.1722
530	Dr Nkosazana Zuma Municipality	8576062677	KHUMALO NOKUZOTHA IRENE	AMAKUZA S1 UNDERBERG KZN OU	15	109.715	16.4572	126.1722
531	Dr Nkosazana Zuma Municipality	8585544436	KUNENE DUMILE CYNTHIA	AMAKUZA S1 UNDERBERG KZN OU	15	109.715	16.4572	126.1722
532	Dr Nkosazana Zuma Municipality	8585619061	MIYA GETRUDE BATHABILE	AMAKUZA S1 UNDERBERG KZN OU	15	109.715	16.4572	126.1722
533	Dr Nkosazana Zuma Municipality	8594605420	ZUMA KWANELE	AMAKUZA S1 UNDERBERG KZN OU	15	109.715	16.4572	126.1722
534	Dr Nkosazana Zuma Municipality	8599802009	DLAMINI FIKILE PRISCA	AMAKUZA S1 UNDERBERG KZN OU	15	109.715	16.4572	126.1722
535	Dr Nkosazana Zuma Municipality	8610923114	XABA BALINDILE ROBINAH	AMAKUZA S1 UNDERBERG KZN OU	15	109.715	16.4572	126.1722
536	Dr Nkosazana Zuma Municipality	8612126816	NDLANGISA MABLE JABULILE	AMAKUZA S1 UNDERBERG KZN OU	15	109.715	16.4572	126.1722
537	Dr Nkosazana Zuma Municipality	8614173328	MOLEFE MAJUBA P	STOFFELTON IMPENDLE KZN	15	109.715	16.4572	126.1722
538	Dr Nkosazana Zuma Municipality	8625799170	ZUMA PROTASIA QUEEN	AMAKUZA S1 UNDERBERG KZN OU	15	109.715	16.4572	126.1722
539	Dr Nkosazana Zuma Municipality	8626573935	MBANJWA ZODWA EUNICE	AMAKUZA UNDERBURG KZN	15	109.715	16.4572	126.1722
540	Dr Nkosazana Zuma Municipality	8628500118	DLAMINI SISENI OCTAVIA	AMAKUZA S1 UNDERBERG KZN OU	15	109.715	16.4572	126.1722
541	Dr Nkosazana Zuma Municipality	8629217201	DLAMINI ZAMAZULU	AMAKUZA S1 UNDERBERG KZN OU	15	109.715	16.4572	126.1722
542	Dr Nkosazana Zuma Municipality	8629475780	CHIYA THANDIWE ANNACLETA	TRADITIONAL HOUSE	15	109.715	16.4572	126.1722
543	Dr Nkosazana Zuma Municipality	8633881639	PHUNGULA MABONGI THELEKILE	AMAKUZA UNDERBURG KZN	15	109.715	16.4572	126.1722
544	Dr Nkosazana Zuma Municipality	8644812995	NGUBO IDAH	HOUSE	15	109.715	16.4572	126.1722
545	Dr Nkosazana Zuma Municipality	8660020343	MNCWABE NOKWENZUWA THEREASA	AMAKUZA UNDERBURG KZN	15	109.715	16.4572	126.1722
546	Dr Nkosazana Zuma Municipality	8669164157	NDOLOVU THANDEKILE ALPHINA	AMAKUZA UNDERBURG KZN	15	109.715	16.4572	126.1722
547	Dr Nkosazana Zuma Municipality	8670598155	MIYA MANAZI EUGENIA	ENKEL EBANTWANANA IXOPO KZN	15	109.715	16.4572	126.1722
548	Dr Nkosazana Zuma Municipality	8682047494	DIDI KHULEKAMI	KWATHUNZI NKOTHWENI UNDERBERG KZN	15	109.715	16.4572	126.1722
549	Dr Nkosazana Zuma Municipality	8699002936	NGUBANE JOSEPH MAZENZE	AMAKUZA UNDERBURG KZN	15	109.715	16.4572	126.1722
550	Dr Nkosazana Zuma Municipality	8703467610	KAMBULA NELISWE	NOMANDLOVU DONNYBROOK IXOPO KZN	15	109.715	16.4572	126.1722
551	Dr Nkosazana Zuma Municipality	8703850122	MAGUBANE SIFISO	AMAKUZA UNDERBURG KZN	15	109.715	16.4572	126.1722
552	Dr Nkosazana Zuma Municipality	8713856813	KHAMBULE NOKUTHULA	NOMANDLOVU DONNYBROOK IXOPO KZN	15	109.715	16.4572	126.1722
553	Dr Nkosazana Zuma Municipality	8723383365	TENZA NOPHOSISA	NOMANDLOVU DONNYBROOK IXOPO KZN	15	109.715	16.4572	126.1722
554	Dr Nkosazana Zuma Municipality	8724962714	GAGU ELIZABETH ZITHOBILE	AMAKUZA UNDERBURG KZN	15	109.715	16.4572	126.1722
555	Dr Nkosazana Zuma Municipality	8726109011	SHEZI HOMSTA THANDEKILE	AMAKUZA UNDERBURG KZN	15	109.715	16.4572	126.1722
556	Dr Nkosazana Zuma Municipality	8747753972	MAJOLA BUSISIWE	MQATSHENI UNDERBURG KZN	15	109.715	16.4572	126.1722
557	Dr Nkosazana Zuma Municipality	8764177723	MBANJWA FIKILE	QULASHE UNDERBURG KZN	15	109.715	16.4572	126.1722
558	Dr Nkosazana Zuma Municipality	8768179403	MSWARA WINILE	QULASHE UNDERBURG KZN	15	109.715	16.4572	126.1722
559	Dr Nkosazana Zuma Municipality	877712685	NGCOBO VELAPHI	STOFFELTON IMPENDLE KZN	15	109.715	16.4572	126.1722
560	Dr Nkosazana Zuma Municipality	8782004576	MBANJWA MAKHOSAZANA	AMAKUZA UNDERBURG KZN	15	109.715	16.4572	126.1722
561	Dr Nkosazana Zuma Municipality	8795683367	PHUNGULA ESTER	AMAKUZA UNDERBURG KZN	15	109.715	16.4572	126.1722
562	Dr Nkosazana Zuma Municipality	8816995007	MEMELA THEMBILE	NOMANDLOVU DONNYBROOK IXOPO KZN	15	109.715	16.4572	126.1722
563	Dr Nkosazana Zuma Municipality	8820682154	NCOBENI DUMISILE FRANCISCA	HLANGANANI S1 IXOPO CNC KZN OU	15	109.715	16.4572	126.1722
564	Dr Nkosazana Zuma Municipality	8832863479	RADEBE LUCY	STEPMORE	15	109.715	16.4572	126.1722
565	Dr Nkosazana Zuma Municipality	8839617602	MOKOENA THOBELA ANDREAS	EHLABENI BULWER KZN	15	109.715	16.4572	126.1722
566	Dr Nkosazana Zuma Municipality	8842464742	MBANJWA MAQOSHI	TRADITIONAL HOUSE	15	109.715	16.4572	126.1722
567	Dr Nkosazana Zuma Municipality	9052905386	DUMA IDAH THANDIWE		15	109.715	16.4572	126.1722
568	Dr Nkosazana Zuma Municipality	9087810867	MBANJWA MDOBI	KILMUN S1 UNDERBERG KZN OU	15	109.715	16.4572	126.1722
569	Dr Nkosazana Zuma Municipality	9092487521	MAJWARA THANDIWE	KILMUN S1 UNDERBERG KZN OU	15	109.715	16.4572	126.1722
570	Dr Nkosazana Zuma Municipality	9102165460	MBANJWA GLORIA	KILMUN S1 UNDERBERG KZN OU	15	109.715	16.4572	126.1722
571	Dr Nkosazana Zuma Municipality	9106271583	DLAMINI NONHLANHLA ALOIS	HLANGANANI 3 CREIGHTON IXOPO CNC KZN OU	15	109.715	16.4572	126.1722
572	Dr Nkosazana Zuma Municipality	9112986705	DLAMINI NOBEKEZELO	AMAKHUZE UNDERBERG KZN	15	109.715	16.4572	126.1722
573	Dr Nkosazana Zuma Municipality	9115256532	MTHEMBU NOZITHEMBISO PEARL	AMAKHUZE UNDERBERG KZN	15	109.715	16.4572	126.1722
574	Dr Nkosazana Zuma Municipality	9116136929	HLONGWANE GOODNESS	TARS VALLEY CREIGHTON KZN	15	109.715	16.4572	126.1722
575	Dr Nkosazana Zuma Municipality	9123271964	MBANJWA NOMZABALAZO	KILMUN S1 UNDERBERG KZN OU	15	109.715	16.4572	126.1722
576	Dr Nkosazana Zuma Municipality	9126196247	MBANJWA LUNGILE	KILMUN S1 UNDERBERG KZN OU	15	109.715	16.4572	126.1722
577	Dr Nkosazana Zuma Municipality	9126425427	MBANJWA DUMAZILE	KILMUN S1 UNDERBERG KZN OU	15	109.715	16.4572	126.1722
578	Dr Nkosazana Zuma Municipality	9136935949	MBANJWA LUNGILENI	KILMUN S1 UNDERBERG KZN OU	15	109.715	16.4572	126.1722
579	Dr Nkosazana Zuma Municipality	9140388547	MBANJWA SEBENZANI ZATHA	NSIMBINI	15	109.715	16.4572	126.1722
580	Dr Nkosazana Zuma Municipality	9149139266	KHUMALO HLE	MQATSHENI UNDERBURG KZN	15	109.715	16.4572	126.1722
581	Dr Nkosazana Zuma Municipality	9151304247	SABELA ZANELE	KILMUN S1 UNDERBERG KZN OU	15	109.715	16.4572	126.1722
582	Dr Nkosazana Zuma Municipality	9151678652	SOSIBO HILDA THULISILE	NSIMBINI	15	109.715	16.4572	126.1722
583	Dr Nkosazana Zuma Municipality	9156846863	NTSHIZA HAWULENGWE	KILMUN S1 UNDERBERG KZN OU	15	109.715	16.4572	126.1722
584	Dr Nkosazana Zuma Municipality	9158084856	MCHUNU NOMAGUGU	KILMUN S1 UNDERBERG KZN OU	15	109.715	16.4572	126.1722
585	Dr Nkosazana Zuma Municipality	9158437717	DLAMINI VUMILE	KILMUN S1 UNDERBERG KZN OU	15	109.715	16.4572	126.1722
586	Dr Nkosazana Zuma Municipality	9154622391	KHANYILE NELISWE	AMAKUZA UNDERBURG KZN	15	109.715	16.4572	126.1722
587	Dr Nkosazana Zuma Municipality	9159056955	CHULE NONTSHIZI NOMUSA	HOUSE	15	109.715	16.4572	126.1722
588	Dr Nkosazana Zuma Municipality	9162450446	MBANJWA VUYISILE	KILMUN S1 UNDERBERG KZN OU	15	109.715	16.4572	126.1722
589	Dr Nkosazana Zuma Municipality	9164106640	DLAMINI CELIWE		15	109.715	16.4572	126.1722
590	Dr Nkosazana Zuma Municipality	9165485804	DLAMINI REGINALD SAMUKELO	PHAYINDANE	15	109.715	16.4572	126.1722
591	Dr Nkosazana Zuma Municipality	9168639141	MCWABE LUNGILE	KILMUN S1 UNDERBERG KZN OU	15	109.715	16.4572	126.1722
592	Dr Nkosazana Zuma Municipality	9160435032	ZONDI THEMBINKOSI JOSEPH	PHAYINDANE	15	109.715	16.4572	126.1722
593	Dr Nkosazana Zuma Municipality	9163608982	DLAMINI THENJIWE ANNATOLIA	PHAYINDANE	15	109.715	16.4572	126.1722
594	Dr Nkosazana Zuma Municipality	9172275791	NTSHIZA MATHWANANA	KILMUN S1 UNDERBERG KZN OU	15	109.715	16.4572	126.1722
595	Dr Nkosazana Zuma Municipality	9175178572	PHUMGULA NONTSIKILELO DOMONIC	PHAYINDANE	15	109.715	16.4572	126.1722
596	Dr Nkosazana Zuma Municipality	9186181545	MBANJWA PHILIPINA NTOMBIFIKILE	PHAYINDANE	15	109.715	16.4572	126.1722
597	Dr Nkosazana Zuma Municipality	9181682896	MBANJWA SISTELA	KILMUN S1 UNDERBERG KZN OU	15	109.715	16.4572	126.1722
598	Dr Nkosazana Zuma Municipality	9182928196	SABELA ZIMISE	KILMUN S1 UNDERBERG KZN OU	15	109.715	16.4572	126.1722
599	Dr Nkosazana Zuma Municipality	9181237579	MBANJWA BATHINI	PHAYINDANE	15	109.715	16.4572	126.1722
600	Dr Nkosazana Zuma Municipality	9187853168	MBANJWA SHAINA	KILMUN S1 UNDERBERG KZN OU	15	109.715	16.4572	126.1722
601	Dr Nkosazana Zuma Municipality	9189771329	NTSHIZA ZIBUNILE	KILMUN S1 UNDERBERG KZN OU	15	109.715	16.4572	126.1722
602	Dr Nkosazana Zuma Municipality	9189795347	MAJOZI BHEKI PROTAS	EMAKHUZENI	15	109.715	16.4572	126.1722
603	Dr Nkosazana Zuma Municipality	9198886452	JAMA THENJIWE IVY	NSIMBINI	15	109.715	16.4572	126.1722
604	Dr Nkosazana Zuma Municipality	9208074256	NZIMANDE BONGINKOSI	AMAKUZA S1 UNDERBERG KZN OU	15	109.715	16.4572	126.1722
605	Dr Nkosazana Zuma Municipality	9216218584	SOSIBO LUNGILE CHRISTOPHERAH	PHAYINDANE	15	109.715	16.4572	126.1722
606	Dr Nkosazana Zuma Municipality	9213692308	MEMELA NOMUSA	EHLABENI BULWER KZN	15	109.715	16.4572	126.1722
607	Dr Nkosazana Zuma Municipality	9212048887	MVELASE FUNEKILE SEPHRONIA	PHAYINDANE	15	109.715	16.4572	126.1722
608	Dr Nkosazana Zuma Municipality	9216578948	JILI ERIC SIGWILI	TRADITIONAL HOUSE	15	109.715	16.4572	126.1722

EXPENDITURE MANAGEMENT REPORT FOR THE PERIOD OF OCTOBER 2025

AUTHOR : Chief Financial Officer (MP)

Levels : 1st Level –MANCO
 : 2NDLevel- Committee
 : 3RD Level-Exco
 : 4th Level-Council

2. PURPOSE

To report to the committee on the payments made during the month of October 2025

3. LEGAL REQUIREMENTS

- MFMA Act NO .56 of 2003

4. BACKGROUND AND REASONING

The accounting officer of a municipality is responsible for the management of the expenditure of the municipality. The accounting officer must take all reasonable steps to ensure that the municipality has and maintains an effective system of expenditure control, including procedures for approval, authorisation, withdrawal and payments of funds

The accounting officer must also make sure that the municipality has and maintains a system of internal control in respect of creditors and payments, that payments by the municipality are made directly to the person to whom it is due unless agreed otherwise for reasons as may be prescribed, and that all money owing by the municipality be paid within 30 days of receiving the relevant invoice or statement, unless prescribed otherwise for certain categories of expenditure.

5. FINANCIAL IMPLICATIONS

No financial implications

6. STAFF IMPLICATIONS

No staff implications

7. Annexures

- Payment listing DR Nkosazana Dlamini Zuma Municipality
- Top ten creditors
- Free basic electricity

8. RECOMMENDATIONS

That this report noted by the committee

DR NKOSAZANA DLAMINI ZUMA LOCAL MUNICIPALITY						
LIST OF PAYMENTS MADE IN THE MONTH OCTOBER 2025						
NO	SUPPLIER NAME	DESCRIPTION	AMOUNT	DATE OF INVOICE	PAYMENT DATE	COMPLIANCE
1	Bg Mazongolo Construction	Maintenance of 7 community assets certificate 5	855,621.97	23/09/2025	03/10/2025	Yes
2	Mathutha Trading Enterprise	Construction of OSS Houses in ward 10 certificate 2	48,299.43	22/09/2025	03/10/2025	Yes
3	Mathutha Trading Enterprise	10 % retention for two laptops for the corporate Department	7,705.00	02/10/2025	03/10/2025	Yes
4	Mathutha Trading Enterprise	Release of 20% retention for 9 laptops for Community Department	27,232.00	02/10/2025	03/10/2025	Yes
5	Sawufi Tradig	Construction of OSS Houses in ward 5 certificate 1	77,330.00	18/09/2025	03/10/2025	Yes
6	Ndu B Trading Enterprise	Construction of OSS Houses in ward 5 certificate 1	71,250.00	10/10/2025	03/10/2025	Yes
7	Auditor -General South Africa	External Audit fees for Nicole Meas, Nosihle Shoba, Keketsho, Fanelesibonge Mwandla, Simo Mpungose, Ravindra Lutchman, Manelisi Njisane, Mzikayifani Buthelezi, Nosihle Shoba and Simo Mpungose.	1,148,120.39	08/10/2025	08/10/2025	Yes
8	Bg Mazongolo Construction	Construction of Phosane Creche certificate 3	1,021,142.18	07/10/2025	14/10/2025	Yes
9	Majiki Construction and Plant Hire	Construction of Glenmaize Community Hall ward 14 certificate 3	1,107,457.66	07/10/2025	14/10/2025	Yes
10	Maleh Development and Construction CC	Construction of Tarsvalley access road certificate 8 Final retention	131,854.38	01/10/2025	14/10/2025	Yes
11	Maphanga NP	Refund for hall hire	500.00	07/10/2025	14/10/2025	Yes
12	Bg Mazongolo Construction	Construction of Ekupholeni Creche certificate 1	946,008.40	07/10/2025	14/10/2025	Yes
13	Mhlongo Security (Pty) Ltd	Provision of security for a period of 3 years-October invoices	1,996,581.31	13/10/2025	15/10/2025	Yes
14	Phoswa SS	Reimbursement for Phoswa SS (Councillor) he used state vehicle from 09 September 2025 to 11 September 2025 he used his money for petrol and toll gates while he was waiting for a petrol card.	1,485.15	10/10/2025	15/10/2025	Yes
15	Baithaupi Executive Travel CC	Accommodation for Khoza N	3,589.00	02/10/2025	15/10/2025	Yes
16	Konica Minolta South Africa	Supply and maintenance of printing/photocopying machines for a period of 3 years.	59,541.55	07/10/2025	15/10/2025	Yes
17	Mobile Telephone Network	Provision of internet services for a period of 3 years-September invoice	69,357.11	07/10/2025	15/10/2025	Yes
18	One Pangaea Expertise & Solutions	Valuation services on Municipal post-employment aid benefit in terms of grap, GRAP25 Employee benefits provisions-post employment medical subsidies and long service bonus award	25,300.00	22/10/2025	15/10/2025	Yes
19	TV Licences	TV License fees 2024 July to 2025 August account number 208039024	1,590.00	10/10/2025	15/10/2025	Yes
20	Bulwer & Donnybrook Taxi Association	one 15 seater mini bus transported Isicathamiya Oswenka from ward 12 to Durban playhouse, Opara theatre on the 20 September 2025 return back on the 21 September 2025. Pick up point-Lubomvana Hall	9,800.00	02/10/2025	15/10/2025	Yes

21	Baithaupi Executive Travel CC	Mhlamvu LM and Shuttle for Zezi NC. Academic fees for Mnxadi N who is doing Bachelor of Administration 1st year reference number 9309151263080	5,236.65	02/10/2025	15/10/2025	Yes
22	Regent Business School		29,800.00	30/09/2025	15/10/2025	Yes
23	Mancosa (Pty) Ltd	Academic fees for Ngcobo V who is doing Higher Certificate in Project Management 1st year reference number 250749545 and Academic fees for Phewa M who is doing Post Graduate Diploma In Business Management 1st year, student number 250186	78,100.00	30/09/2025	15/10/2025	Yes
24	Game Stores	Stationery for Jama Zifikile M who is sponsored by Ndz, doing BCom Business Management & Human Resource at University of Zululand 1st year. Student number 250005902	2,145.85	29/09/2025	15/10/2025	Yes
25	Mzungezwa SC Trading	Requested catering for traditional leaders/Amakhosi & izinduna attended 2026/27 IDP roadshows at Bulwer CSC on the 2nd October 2025 at 10:00. Rice, Beef/Chicken Curry, Salads & 100% fruit juice. 50 traditional leaders.	6,450.00	07/10/2025	15/10/2025	Yes
26	Xaba MA	Tyre repair of 3 Municipal vehicles	890.00	29/09/2025	15/10/2025	Yes
27	Bpg Mass Appraisals	7.4 updating of valuation rolls August, September and October 2025.	18,724.30	07/10/2025	15/10/2025	Yes
28	Shardesh Sewlal Engineers	Construction of Glenmaize hall ward 14 certificate 3 and Design, oversee and manage eKupholeni creche certificate 3	163,381.10	07/10/2025	15/10/2025	Yes
29	Stadio Higher Education	Academic fees for Zondi N who is doing Advance Diploma in Management 1st year student number 25431691	12,920.00	30/09/2025	15/10/2025	Yes
30	Trade Wind Maintenance and Supply	Supply, delivery and installation of 50 lighting conductors for Disaster Management.	316,250.00	22/09/2025	15/10/2025	Yes
31	Maphithizela Trading & Projects (Pty) Ltd	Requisition for lunch packs for 100 people at Ward 2 Himeville Dam, collected on the 24th of September 2025 at 9am. 2 Roll with 2 Pieces of chicken (100) and (100) Soft Drinks, Heritage Day.	12,500.00	01/10/2025	15/10/2025	Yes
32	Amancwabane Trading Enterprise	Requested lunch for 15 artists of Iscathamiya from ward 12 who attended iscathamiya competition at Playhouse date: 20/09/2025 venue: Durban Playhouse, Opera Theatre Time: 18h00	3,136.00	02/10/2025	15/10/2025	Yes
33	Amandaba Funeral	Requested funeral support of Dlamini Nhlanhla resides in ward 05 under Cllr PN Mdlangathi	3,300.00	02/10/2025	15/10/2025	Yes

34	Baithaupi Executive Travel CC	Airport taxes for Dawe IT, Accommodation for 10 BTO officials, Piper T, Zuma L, Airport taxes, Ndz Conference.	48,279.08	02/10/2025	15/10/2025	Yes
35	ManTK IT Solution (Pty) Ltd	Provision of ICT off-Site Back up & Disaster recovery services and support for quarterly 1 & 2	119,784.00	22/09/2025	15/10/2025	Yes
36	EarlyWorks 266 (Pty) Ltd	Provision of telephone for a period of 3 years-Rental & voice calls	52,596.20	07/10/2025	15/10/2025	Yes
37	Real Travel	Accommodation for Milibeni M and Ntshiza B	7,200.00	22/09/2025	15/10/2025	Yes
38	The Perks Family Trust	Rent and levy for November 2025	7,905.20	30/09/2025	15/10/2025	Yes
39	Mihleyonke Trading & Projects	Requested Lunch packs with rolls & Juice/ soft drinks for 100 people for Parks and Cemeteries awareness on the 24 September 2025 Lunch Packs with 2 rolls Juice and soft drinks	12,500.00	02/10/2025	15/10/2025	Yes
40	Sombizi Holdings	Requested advertisement in local newspaper the supply and delivery of stormwater pipes with the following diameters. 450mm - 02 600mm- 52 900mm- 10	30,982.38	02/10/2025	15/10/2025	Yes
41	Nciza Construction	Requested Catering Services for Corporate Support Services Forum 15 members scheduled that took place as follows:- 19 September 2025, Creighton Council Chamber @ 10h00.	4,500.00	02/10/2025	15/10/2025	Yes
42	Ngwadleni Construction CC	Request for Disaster management advisory forum requested catering for 25 stakeholders meeting on the 17 of September 2025. 2 hot platters, 2 cold platters, 25 Fruit Juice 100% and 1 pack of paper plates	3,069.00	22/09/2025	15/10/2025	Yes
43	Tununu J Trading	Full service of re-gasing, replacing, faulty, capacity, pumps and engine at Creighton main Offices, Licensing department, Himeville Offices, Nkwezela Library, Creighton pound Area, Creighton based Offices, Himeville Pound Area, Underberg library, Creighton library and Hall, Bulwer CSC& Bulwer Disast	460,960.00	22/09/2025	15/10/2025	Yes
44	Yayoh Trading	Requested service provider to design, layout and printing for newsletter, 2500 copies and 12 pages.	259,900.00	07/10/2025	15/10/2025	Yes
45	Blue Cycle Trading Services	Cyber security assessment and conducted awareness-Training/workshop and assessment and Project closeout report fee.	132,250.00	07/10/2025	15/10/2025	Yes
46	Baithaupi Executive Travel CC	Accommodation for Xaba K, Dlamini M, Memela B, Masuku M, Nkandi B, Mr. Vazi NC, Mbhele M, Nzimande S, Chule Z, Xaba L and Vakalisa N	30,927.50	02/10/2025	15/10/2025	Yes

47	Real Travel	Accommodation for Xaba S, Nkand B, Mbanjwa W, Mchunu Gk, Zondo S, Valalisa N, Sethuntisa S, Dlamini WM, Blose N, Mtolo L and Mtolo S	29,714.25	22/09/2025	15/10/2025	Yes
48	Shardesh Sewal Engineers	Construction of Phosane hall ward 14 certificate 3 Requested platters for 20 people, SMMEs and Co-operatives project. 13 August 2025 Menu: 1. Hot Platter 2. Wrap platter 3. 100% Fruit Juice 4. Still water 5. Paper plates 6. Serviettes	96,548.31	07/10/2025	15/10/2025	Yes
49	Zungawothi Trading	Accommodation for Xaba K, Zulu S, Madlala S, Zulu L, Bhengu P, and Gwazi D	4,698.99	22/10/2025	15/10/2025	Yes
50	Baithaupi Executive Travel CC	Requested an one extension cord(20m) for the communications unit	25,156.50	02/10/2025	15/10/2025	Yes
51	Nashua	2 Provision of windows server 2022 licences and 2 upgrade the current servers from windows server 2016 to windows server 2022	1,055.70	22/09/2025	15/10/2025	Yes
52	ManTK IT Solution (Pty) Ltd	Requested catering for 1st round IDP Roadshows for 2026/27 for ward committee's, Beef/Chicken curry, Rice, Salads & juice on the 30.09.25 at 10:00	56,810.00	07/10/2025	16/10/2025	Yes
53	Mhlabane Trading (Pty) Ltd	Ndz water September invoices	23,000.00	07/10/2025	16/10/2025	Yes
54	Harry Gwala District Municipality	Bulwer Asphalt Surfacing Phase 8-Ntokozweni road	92,111.32	10/10/2025	16/10/2025	Yes
55	Ukwazi Home Development Projects CC	Section 3 certificate 6	373,842.00	14/10/2025	16/10/2025	Yes
56	Maleh Development and Construction CC	Construction of Mqatshehi access road certificate 9 Final retention	174,030.41	23/10/2025	28/10/2025	Yes
57	Mbhele Mondli	Refund for hall hire	1,000.00	21/10/2025	28/10/2025	Yes
58	Eskom Free Basic Electricity	Eskom October invoices	79,491.05	27/10/2025	28/10/2025	Yes
59	Eskom Creighton Local Authority	Eskom October invoices	10,724.68	27/10/2025	28/10/2025	Yes
60	Eskom Creighton Offices near Animal Pound	Eskom October invoices	6,833.31	27/10/2025	28/10/2025	Yes
61	Eskom Creighton Rural Dumpsite	Eskom October invoices	3,168.14	27/10/2025	28/10/2025	Yes
62	Eskom Old Post Office	Eskom October invoices	1,898.88	27/10/2025	28/10/2025	Yes
63	ESKOM Animal Pound	Eskom October invoices	7,374.47	27/10/2025	28/10/2025	Yes
64	Eskom Health Committee Office	Eskom October invoices	19,412.28	27/10/2025	28/10/2025	Yes
65	Eskom Creighton Agricultural Hall	Eskom October invoices	12,113.59	27/10/2025	28/10/2025	Yes
66	Eskom Creighton Streetlights	Eskom October invoices	4,974.53	27/10/2025	28/10/2025	Yes
67	Eskom Capital Building	Eskom October invoices	52,131.71	27/10/2025	28/10/2025	Yes
68	Eskom Bulwer Library & Hall	Eskom October invoices	16,479.47	27/10/2025	28/10/2025	Yes
69	Eskom Streetlight Bulwer & Pholela	Eskom October invoices	4,025.39	27/10/2025	28/10/2025	Yes
70	Eskom Public Toilets Main Street	Eskom October invoices	417.11	27/10/2025	28/10/2025	Yes
71	Eskom Bulwer Taxi Rank	Eskom October invoices	5,598.94	27/10/2025	28/10/2025	Yes
72	Eskom Bulwer Art Centre	Eskom October invoices	11,357.91	27/10/2025	28/10/2025	Yes
73	Eskom Underberg Taxi Rank	Eskom October invoices	8,240.04	27/10/2025	28/10/2025	Yes
74	Eskom Himeville Post Office	Eskom October invoices	29,862.57	27/10/2025	28/10/2025	Yes

75	Eskom 131 Streetlights Himeville	Eskom October invoices	11,589.10	27/10/2025	28/10/2025	Yes
76	Eskom 111 Streetlights Himeville	Eskom October invoices	10,160.37	27/10/2025	28/10/2025	Yes
77	Eskom Bulwer SCS	Eskom October invoices	36,411.50	27/10/2025	28/10/2025	Yes
78	Eskom Himeville Area	Eskom October invoices	7,602.89	27/10/2025	28/10/2025	Yes
79	Eskom Disaster Centre 1 Main Street	Eskom October invoices	16,568.72	27/10/2025	28/10/2025	Yes
80	Eskom Complex Opposite Sports Ground Himeville	Eskom October invoices	4,402.18	27/10/2025	28/10/2025	Yes
81	Eskom Bulwer Streetlights	Eskom October invoices	1,374.06	27/10/2025	28/10/2025	Yes
82	Eskom 131 Streetlights Bulwer	Eskom October invoices	5,904.03	27/10/2025	28/10/2025	Yes
83	Eskom Mackenzie Street	Eskom October invoices	4,257.84	27/10/2025	28/10/2025	Yes

84	Underberg & Himeville Taxi Association	Transported by 2x15 seater taxi from Mqatshehi and Nhlantlani to Nkwezela Ward 9 and returned them on the same day, on the 17 October 2025 for senior citizens	6,600.00	23/10/2025	28/10/2025	Yes
85	Majiki Construction and Plant Hire	Construction of Glenmaize Community Hall ward 14 certificate 4	1,314,546.60	10/10/2025	29/10/2025	Yes
86	Ndlelezhle Trading	Feed and Medication for Himeville pounds	368,630.00	23/10/2025	29/10/2025	Yes
87	Gwabes Construction and Developers	Requested the procurement of still water for people who attended the provincial launch of 2025/26 multi planting season programme. Details of the launch: Date: 10 October 2025 Venue: Enhlantlani sport ground (Ward 02) Time: 10h00	16,700.00	21/10/2025	30/10/2025	Yes
88	Isite Computers	Requested A Laptop charger for a 45AC adapter, Model: ADL 45WC(S/N:5CD204SBH) for Nelisa Holiwe	1,341.36	20/10/2025	30/10/2025	Yes
89	Baithaupl Executive Travel CC	Mr Phoswa S and 4 BTO officials namely Ngcobo M Mkhize N, Taylor H and Mbehele K Catering for 40 people for the Business Health and Compliance Workshop Date: Friday 26 September 2025 Venue: Bulwer Community Hall Time: 10h00 Menu: 1. Rice and steam bread 2. Beef curry and roasted chicken 3. 2 Salads 4. 100% Fruit Juice 5. Still Water	45,145.00	20/10/2025	30/10/2025	Yes
90	Lisakhanvisa Projects	Accommodation for Ndz Delegates	5,620.00	20/10/2025	30/10/2025	Yes
91	Baithaupl Executive Travel CC	Request for finger lunch for 30 people who attended IDP Roadshows in Underberg/Himeville on the 14.10.2025 at 17:00 and Requested sound system with generator and roving mics for senior citizen day on the 17 Oct 2025 at Nkwezela Hall-ward 09	6,215.00	20/10/2025	30/10/2025	Yes
92	Ndwangu Enterprise (Pty) Ltd	Luggages (Sets) & 6 pairs of Takkies for 6 Senior citizens who represent DR NDZ at National Golden Games. Sizes: 4, 5, 6, 7, 8 & 10	8,100.00	20/10/2025	30/10/2025	Yes
93	Wosiya Project Tar (Pty) Ltd	Requested 30x electrical kettles for 1st round IDP Roadshows for 2026/27 that was held on the 14-16 October from ward 1-ward 15.	30,000.00	23/10/2025	30/10/2025	Yes
94	Manganga Tradings (Pty) Ltd		11,500.00	20/10/2025	30/10/2025	Yes

95	Amancwabane Trading Enterprise	Request to buy the following items and delivered at Creighton Offices on the 15th of August 2025. 1 gas cylinder, 1 gas plate and 3 sourcepas pot. Community Service Department, OSS wareroom programme.	6,690.00	02/10/2025	30/10/2025	Yes
96	Baithaupi Executive Travel CC	Conference for Ndz Delegates	12,284.02	20/10/2025	30/10/2025	Yes
97	Nojoma Holdings (Pty) Ltd	Requested 30 Cellphones for 1st round IDP Roadshows for 2026/27 held on the 14-16 October from ward 1-ward 15.	25,950.00	23/10/2025	30/10/2025	Yes
98	Cab Holdings (PTY) Ltd	Postage and processing to mailing services actual postage September 2025	40,316.36	24/10/2025	30/10/2025	Yes
99	Dzivi Trading & Projects	Requested catering for interfaith committee held on the 21.20.25 at Bulwer CSC. Tea/coffee, scones & sandwiches and Rice, Beef & Chicken with 2 salads and 100% fruit juice and delivery for 30 people.	7,500.00	23/10/2025	30/10/2025	Yes
100	Xaba MA	Tyre repair of 4 Municipal vehicles	1,540.00	16/10/2025	30/10/2025	Yes
101	EnviroServ Waste Management (Pty) Ltd	Removal of Waste from Himeville Transfer Station certificate 22	281,686.72	20/10/2025	30/10/2025	Yes
102	Ngwadleni Construction CC	Requested catering of twenty (20) people who attended the LED and Tourism Forum meeting held as follows: The Forum will take place as follows: Date: Wednesday 17th September 2025 Venue: Bulwer Facility Room Time: 10:00 am Specification 1. Rice and steam bread	2,900.00	20/10/2025	30/10/2025	Yes
103	Underberg & Himeville Taxi Association	Transport by 12x15 seater taxi from ward 1,2,3 and 4 to Stepmore community hall and returned them on the same day on the 14 October 2025 IDP roadshow zone 1	41,040.00	23/10/2025	30/10/2025	Yes
104	Sigondile Trading Enterprise (Pty) Ltd	Requested lunch for 150 people who attended senior citizens day on the 17 Oct 2025 at Nkwezela Hall -ward 09 Rice & Samp Beef curry Roasted Chicken 3 salads juice and soft drinks - Cans	22,800.00	23/10/2025	30/10/2025	Yes
105	Sobongwa (Pty) Ltd	Accommodation for Sabelo Khumalo who is doing Bachelor of Medicine and Surgery, student number:223029480	11,000.00	14/10/2025	30/10/2025	Yes
106	SBK Occupational Health Services (Pty) Ltd	112-Hepatitis B Vaccination for 83 employees and travel	68,094.55	21/10/2025	30/10/2025	Yes

107	Big D'S Trading & Sound	Requested 2 male toilets, 2 female toilets for 1st round IDP Roadshow on the 14.10.25 at 11:00 at Stepmore Community Hall	6,600.00	20/10/2025	30/10/2025	Yes
108	Real Travel	Car rental for Mr NC Vezi and Accommodation for Zuma L	5,720.40	23/10/2025	30/10/2025	Yes
109	Thandi R Bongzi G Madela Sons Incl	Conducted Security Training, service provider conducted security training for training for 30 youth pupils.	53,370.00	23/10/2025	30/10/2025	Yes
110	Key Bullet Trading (Pty) Ltd	Requested tea/coffee and sandwiches for 1st round IDP Roadshows which was held on the 14.10.25 at 17:00 for Bulwer & Donnybrook stakeholders, catering for 25 people.	2,000.00	23/10/2025	30/10/2025	Yes
111	Xabamms Projects	Requested bottled water for 1st round IDP Roadshows for 2026/27 held on the 14-16 October from ward 1-ward 15 for 100 people.	11,997.00	20/10/2025	30/10/2025	Yes
112	Sombizi Holdings	Request to place an advertisement for the positions on one newspaper (Waste Management Officer and other Adverts) 39cm x 4 cm	36,113.22	21/10/2025	30/10/2025	Yes
113	Lisakhanyisa Projects	Request for catering for 1st round IDP Roadshows for 2026/27 held on the 16.10.25. Beef/Chicken curry, Rice, Salads & 350 100% juice for 350 people	28,900.00	20/10/2025	30/10/2025	Yes
114	Risenathi Trading (Pty) Ltd	Requested catering for 1st round IDP Roadshows for 2026/27 that was held on the 15.10.25. Beef/Chicken curry, Rice, Salads & juice for 350 people.	27,002.50	20/10/2025	30/10/2025	Yes
115	Mhlabane Trading (Pty) Ltd	Requested 30 chair covers for 1st round IDP Roadshows from the 14-16 October 2025	2,200.00	20/10/2025	30/10/2025	Yes
116	Big D'S Trading & Sound	Requested 3 sound system for 1st round IDP Roadshows for 2026/27 held on the 14-16 October from ward 1-ward 15 and Requested sound system for ward committee meeting that held on the 30.09.2025 at 10:00 at Bulwer Hall	18,500.00	21/10/2025	30/10/2025	Yes
117	Ndwangu Enterprise (Pty) Ltd	Requested back-up generator for 1st round IDP roadshows held on the 14th-16th October 2025	3,000.00	23/10/2025	30/10/2025	Yes
118	Ivukuthu1 Trading (Pty) Ltd	Requested catering for 1st round IDP Roadshows for 2026/27 that was held on the 14.10.25. Beef/Chicken curry, Rice, Salads & juice	26,250.00	20/10/2025	30/10/2025	Yes
119	BookWorth	Textbooks for Sikhosana M who is doing Bachelor of Accounting 3rd year, full Bursary.	8,369.00	14/10/2025	31/10/2025	Yes
120	SI Debt Recovery (Pty) Ltd	R28 069.48 Collected @12% commission, collection for September 2025	3,873.59	15/10/2025	31/10/2025	Yes
121	Game Stores	Laptop, laptop bag and wired mouse for Amande Mathe who is doing Bachelor of Pharmacy 1st year, student number:225014647	9,997.00	14/10/2025	31/10/2025	Yes

122	Cars In Auction (Pty) Ltd	Supply and delivery of office furniture, 1 reception counter, 1 smart commercial display screen, 1 round dinner table, 4 chairs, 1 double seater leather coach and 17 office high back chair for BTO officials for DTFS.	167,635.50	23/10/2025	31/10/2025	Yes
123	Bpg Mass Appraisals	Vab inaugural meeting and travel KMS from Pmb to Himeville and return (124 kmsx2)	6,979.30	22/10/2025	31/10/2025	Yes
124	Zungawothi Trading	Requested tea/coffee and sandwiches for 1st round IDP Roadshows held on the 15.10.25 at 17.00, catering for 25 people.	2,375.00	20/10/2025	31/10/2025	Yes
125	South African Cemeteries Association	Membership fees 2025 for B Nkandl, P Maphanga, S Mlibeni, S Gwala and GK Mchunu and Registration fees for National Conference 2025-Maphanga P	4,500.00	14/10/2025	31/10/2025	Yes
126	Abenkanyezi Contruction and Kitchen	Code 10/C1 driving school course training for 30 people including 1xtruck hire for test, code 8(disabled) driving full course training for 5 people including 1x car hire for test and booking and issue of drivers license fee	271,149.53	23/10/2025	31/10/2025	Yes
127	Baithaupi Executive Travel CC	Accommodation for Mowabe B, Mictshwa T, Miya NF, Khumalo X, Mr Zezi NC, Mrs Msomi PS, Radebe J, Dlamini C, Nzimande S and Basi Np	70,610.18	23/10/2025	31/10/2025	Yes
128	ManTK IT Solution (Pty) Ltd	Provision of ICT off-site backup & disaster recovery services and support for 2025/2026	359,352.00	23/10/2025	31/10/2025	Yes
129	Real Travel	Flight for Mr NC Zezi and flight charges.	4,465.89	20/10/2025	31/10/2025	Yes
130	Mhrb Debt Collection & Revenue Enhancement	R6500 Collected @12% commission, collection for September 2025	897.00	15/10/2025	31/10/2025	Yes
131	Meke (Pty) Ltd	Requested platters for 50 people for the tourism schools educational program and tourism forum. Dates: 25 and 26 August 2025 Time: 08h00 to 16h00 Venue: Pholela High School 1. Menu -Hot Platter X5 -Sandwich platter X2 -Wrap Platter X3 -Fruit Platter X1 -Cheese Platter X1 -100% Fruit Juice X45 -Still Water X45	8,944.50	20/10/2025	31/10/2025	Yes
132	Baithaupi Executive Travel CC	Airport Taxes Phoswa S and Majola T	10,678.07	20/10/2025	31/10/2025	Yes

MUNICIPALITY	SA ID	NAME	ADDRESS2	VAT	RATI	CLAIMED	CLAIMED	CLAIM	TC	LEVY	RA
1 Dr Nkosazana Zuma Municipality	5012143415	MBANJWA ZIBALELE	AMAKUZA UNDERBURG KZN	15	109.715	16.4572	126.1722	126.1722			0
2 Dr Nkosazana Zuma Municipality	5070064036	NGOBESE JABULANI	PEVENSY	15	109.715	16.4572	126.1722	126.1722			0
3 Dr Nkosazana Zuma Municipality	5077117859	MGOZA LULU LILIAN	KWATHUNZI NKOTHWENI UNDERBERG KZN	15	109.715	16.4572	126.1722	126.1722			0
4 Dr Nkosazana Zuma Municipality	5088942418	STHOLE NOMUSA	SOKHELA S1 IXOPO KZN OU	15	109.715	16.4572	126.1722	126.1722			0
5 Dr Nkosazana Zuma Municipality	5114138635	ZUMA AGNES DLAMINI LINGEKILE	SOKHELA S1 IXOPO KZN OU	15	109.715	16.4572	126.1722	126.1722			0
6 Dr Nkosazana Zuma Municipality	5114460347	SITHEMBILE DLAMINI LUNGISANI	AMAKUZA UNDERBURG KZN	15	109.715	16.4572	126.1722	126.1722			0
7 Dr Nkosazana Zuma Municipality	5114923117	MLUNGISI PHUNGULA ANNALETA	AMAKUZA UNDERBURG KZN	15	109.715	16.4572	126.1722	126.1722			0
8 Dr Nkosazana Zuma Municipality	5115198340	BUSISWE	AMAKUZA UNDERBURG KZN	15	109.715	16.4572	126.1722	126.1722			0
9 Dr Nkosazana Zuma Municipality	5128347431	DLAMINI NOMPUMELELO	AMAKUZA UNDERBURG KZN	15	109.715	16.4572	126.1722	126.1722			0
10 Dr Nkosazana Zuma Municipality	5134235281	MADIBA BONAKELE MOLEFE MAVIS	SOKHELA S1 IXOPO KZN OU	15	109.715	16.4572	126.1722	126.1722			0
11 Dr Nkosazana Zuma Municipality	5151069816	MAKATSHENG NTULI SBONGILE MARY	STEPMORE UNDERBERG KZN	15	109.715	16.4572	126.1722	126.1722			0
12 Dr Nkosazana Zuma Municipality	5153872731	JANE	MQATSHENI S1 UNDERBERG KZN	15	109.715	16.4572	126.1722	126.1722			0
13 Dr Nkosazana Zuma Municipality	5164764778	DUMA ESTHER BALISWA	15	109.715	16.4572	126.1722	126.1722	126.1722			0
14 Dr Nkosazana Zuma Municipality	5168050159	PHOSWA ZAMAGUGU	EHLABENI BULWER KZN	15	109.715	16.4572	126.1722	126.1722			0
15 Dr Nkosazana Zuma Municipality	5188835020	JILI BHEKOKWAKHE	SOKHELA S1 IXOPO KZN OU EMAKHUZENI AREA NEAR MASHAYILANGA SCHOOL XOSHEYAKHE	15	109.715	16.4572	126.1722	126.1722			0
16 Dr Nkosazana Zuma Municipality	5196723286	CHAGWE NONHLANHLA	15	109.715	16.4572	126.1722	126.1722	126.1722			0
17 Dr Nkosazana Zuma Municipality	5204212809	SHOBA MFANO DLAMINI BONISIWE	ENKELEBANTWANA PMB KZN XOSHEYAKHE	15	109.715	16.4572	126.1722	126.1722			0
18 Dr Nkosazana Zuma Municipality	5208804195	ERONICA	ENKELEBANTWANA PMB KZN	15	109.715	16.4572	126.1722	126.1722			0
19 Dr Nkosazana Zuma Municipality	5221376500	SHEZI SIPHO CORNELIUS PHUNGULA THEMBISILE	AMAKUZA UNDERBURG KZN	15	109.715	16.4572	126.1722	126.1722			0
20 Dr Nkosazana Zuma Municipality	5234316557	SIBUNTULU PHUNGULA THEMBISILE	AMAKUZA UNDERBURG KZN	15	109.715	16.4572	126.1722	126.1722			0
21 Dr Nkosazana Zuma Municipality	5234316557	SIBUNTULU	AMAKUZA UNDERBURG KZN	15	109.715	16.4572	126.1722	126.1722			0
22 Dr Nkosazana Zuma Municipality	5247957885	PAKISI THANDIWE ANTONIA	HLANGANANI S1 IXOPO KZN OU	15	109.715	16.4572	126.1722	126.1722			0
23 Dr Nkosazana Zuma Municipality	5250379300	MNGUNI MAKHOSANKE	AMAKUZA UNDERBURG KZN	15	109.715	16.4572	126.1722	126.1722			0
24 Dr Nkosazana Zuma Municipality	5281396510	DUMA ZIPHATHELE MTHEMBU BAJABULILE	AMAKUZA UNDERBURG KZN	15	109.715	16.4572	126.1722	126.1722			0
25 Dr Nkosazana Zuma Municipality	5286089597	GLADYS	15	109.715	16.4572	126.1722	126.1722	126.1722			0
26 Dr Nkosazana Zuma Municipality	5287739909	TSHAPHA HONEY SELLY	AMAKUZA UNDERBURG KZN	15	109.715	16.4572	126.1722	126.1722			0
27 Dr Nkosazana Zuma Municipality	5288075094	KHANYILE CYNTHIA ZENZILE	AMAKUZA UNDERBURG KZN	15	109.715	16.4572	126.1722	126.1722			0
28 Dr Nkosazana Zuma Municipality	5288075094	KHANYILE CYNTHIA ZENZILE	AMAKUZA UNDERBURG KZN	15	109.715	16.4572	126.1722	126.1722			0
29 Dr Nkosazana Zuma Municipality	5289104401	SIBETHA JALISILE DORIS SITHOLE THOLAKELE	AMAKUZA UNDERBURG KZN	15	109.715	16.4572	126.1722	126.1722			0
30 Dr Nkosazana Zuma Municipality	5291650509	THEODORA	15	109.715	16.4572	126.1722	126.1722	126.1722			0
31 Dr Nkosazana Zuma Municipality	5316522234	DLAMINI DUDUZILE	JUNCTION ELECTRIFICATION S1 SOKHELA UNDERBERG KZN OU JUNCTION ELECTRIFICATION S1	15	109.715	16.4572	126.1722	126.1722			0
32 Dr Nkosazana Zuma Municipality	5333874720	MDLADLA BINONO	SOKHELA UNDERBERG KZN OU	15	109.715	16.4572	126.1722	126.1722			0
33 Dr Nkosazana Zuma Municipality	5338764396	MBHATHA BENGAZI	SOKHELA S1 IXOPO KZN OU	15	109.715	16.4572	126.1722	126.1722			0
34 Dr Nkosazana Zuma Municipality	5346291384	MOSEYA GORDON	STEPMORE S1 UNDERBERG KZN	15	109.715	16.4572	126.1722	126.1722			0
35 Dr Nkosazana Zuma Municipality	5394601852	MNCWABE TOEKILE	STEPMORE	15	109.715	16.4572	126.1722	126.1722			0
36 Dr Nkosazana Zuma Municipality	5438986250	MEMELA ZITHEMBANI	JUNCTION ELECTRIFICATION S1 SOKHELA UNDERBERG KZN OU	15	109.715	16.4572	126.1722	126.1722			0
37 Dr Nkosazana Zuma Municipality	5446862817	NXELE PHILANI	NKUMBA	15	109.715	16.4572	126.1722	126.1722			0
38 Dr Nkosazana Zuma Municipality	5447424007	NDLOVU NTSEPISENG	STEPMORE	15	109.715	16.4572	126.1722	126.1722			0
39 Dr Nkosazana Zuma Municipality	5459767185	SABELA THENJUWE	KILMUN S1 UNDERBERG KZN OU	15	109.715	16.4572	126.1722	126.1722			0
40 Dr Nkosazana Zuma Municipality	5464561589	KUNENE LINGANI MILDRED	HLANGANANI DR NKOSAZANA DLAMINI ZUMA MUNICIPALITY WARD4	15	109.715	16.4572	126.1722	126.1722			0
41 Dr Nkosazana Zuma Municipality	5495250303	SOSIBO NOMAGCINO DLAMINI	15	109.715	16.4572	126.1722	126.1722	126.1722			0
42 Dr Nkosazana Zuma Municipality	5506944350	KHOHLWANGEZAKHE	ENKELABANTWANA	15	109.715	16.4572	126.1722	126.1722			0
43 Dr Nkosazana Zuma Municipality	5518769261	MOLOI THEMBINKOSI	ENKELABANTWANA	15	109.715	16.4572	126.1722	126.1722			0
44 Dr Nkosazana Zuma Municipality	5522958064	DLAMINI NOMAZULU	Brick House	15	109.715	16.4572	126.1722	126.1722			0
45 Dr Nkosazana Zuma Municipality	5524036527	NZIMANDE HLAZIKAHLE	Traditional House	15	109.715	16.4572	126.1722	126.1722			0
46 Dr Nkosazana Zuma Municipality	5549528501	MBANJWA ZISHU	Brick House	15	109.715	16.4572	126.1722	126.1722			0
47 Dr Nkosazana Zuma Municipality	5575029206	DLAMINI ANAASTASIA KHUBONI SUKANI	STOFFELTON IMPENDLE KZN HLANGANANI 3 CREIGHTON	15	109.715	16.4572	126.1722	126.1722			0
48 Dr Nkosazana Zuma Municipality	5591866076	WILBROAD	IXOPO CNC KZN OU HLANGANANI 3 CREIGHTON	15	109.715	16.4572	126.1722	126.1722			0
49 Dr Nkosazana Zuma Municipality	5592708996	MTOLO MBANANI	IXOPO CNC KZN OU HLANGANANI 3 CREIGHTON	15	109.715	16.4572	126.1722	126.1722			0
50 Dr Nkosazana Zuma Municipality	5594500743	DLAMINI MFUNDISI KAIZER	IXOPO CNC KZN OU HLANGANANI 3 CREIGHTON	15	109.715	16.4572	126.1722	126.1722			0
51 Dr Nkosazana Zuma Municipality	5595597445	SHEZI ROBERT	IXOPO CNC KZN OU HLANGANANI 3 CREIGHTON	15	109.715	16.4572	126.1722	126.1722			0
52 Dr Nkosazana Zuma Municipality	5595830295	LANGA CYNTHIA LANGA THANDIWE	IXOPO CNC KZN OU HLANGANANI 3 CREIGHTON	15	109.715	16.4572	126.1722	126.1722			0
53 Dr Nkosazana Zuma Municipality	5596194077	ALBERTINA	IXOPO CNC KZN OU HLANGANANI 3 CREIGHTON	15	109.715	16.4572	126.1722	126.1722			0
54 Dr Nkosazana Zuma Municipality	5597538792	MBANJWA CATHERINA	IXOPO CNC KZN OU HLANGANANI 3 CREIGHTON	15	109.715	16.4572	126.1722	126.1722			0
55 Dr Nkosazana Zuma Municipality	5600191899	MBANJWA BHULABHULA	IXOPO CNC KZN OU	15	109.715	16.4572	126.1722	126.1722			0
56 Dr Nkosazana Zuma Municipality	5611573227	SOSIBO BAQIPHILE	MQATSHENI UNDERBURG KZN	15	109.715	16.4572	126.1722	126.1722			0
57 Dr Nkosazana Zuma Municipality	5615488349	MIYA BUSISWE	MQATSHENI UNDERBURG KZN	15	109.715	16.4572	126.1722	126.1722			0
58 Dr Nkosazana Zuma Municipality	5629963203	MADIYA NOKWANDA RITTA	15	109.715	16.4572	126.1722	126.1722	126.1722			0
59 Dr Nkosazana Zuma Municipality	5646897785	DLAMINI G	NKUMBA	15	109.715	16.4572	126.1722	126.1722			0
60 Dr Nkosazana Zuma Municipality	5680918498	XOLO PHINDILE MAUREEN	AMAKHUZA S1 UNDERBERG KZN	15	109.715	16.4572	126.1722	126.1722			0

129	Dr Nkosazana Zuma Municipality	6653097180	NDLOVU JOHNSON	Brick House	15	109.715	16.4572	126.1722	0
130	Dr Nkosazana Zuma Municipality	6658230113	MBANJWA NOZAMANI MARIA MJWARA NOTHANDO	HLANGANANI	15	109.715	16.4572	126.1722	0
131	Dr Nkosazana Zuma Municipality	6669662119	PRUDENCE DLAMINI NONHLANHLA	NDZ	15	109.715	16.4572	126.1722	0
132	Dr Nkosazana Zuma Municipality	6666892427	NTOMBI DLAMINI NOKWAZI	DONNYBROOK	15	109.715	16.4572	126.1722	0
133	Dr Nkosazana Zuma Municipality	6692620026	VERONICA	NDZ	15	109.715	16.4572	126.1722	0
134	Dr Nkosazana Zuma Municipality	6710069428	DUMA ABCOL	MQATSHENI UNDERBURG KZN	15	109.715	16.4572	126.1722	0
135	Dr Nkosazana Zuma Municipality	6710267198	DLANGISA NOMDAGASANE DLUNGWANA ZANDILE	KWAPITELA UNDERBURG KZN HLANGANANI 3 CREIGHTON	15	109.715	16.4572	126.1722	0
136	Dr Nkosazana Zuma Municipality	6731218166	MARIA	IXOPO CNC KZN OU	15	109.715	16.4572	126.1722	0
137	Dr Nkosazana Zuma Municipality	6734185809	MAJOZI VIRGINIA	MQATSHENI UNDERBURG KZN HLANGANANI 3 CREIGHTON	15	109.715	16.4572	126.1722	0
138	Dr Nkosazana Zuma Municipality	6738528015	NZIMANDE LINDELEZI	IXOPO CNC KZN OU HLANGANANI 3 CREIGHTON	15	109.715	16.4572	126.1722	0
139	Dr Nkosazana Zuma Municipality	6742448318	NZIMANDE FRANCIS	IXOPO CNC KZN OU HLANGANANI 3 CREIGHTON	15	109.715	16.4572	126.1722	0
140	Dr Nkosazana Zuma Municipality	6745483544	LANGA SINDY PROTASIA	IXOPO CNC KZN OU HLANGANANI 3 CREIGHTON	15	109.715	16.4572	126.1722	0
141	Dr Nkosazana Zuma Municipality	6745483544	LANGA SINDY PROTASIA DLUNGWANE TIBHI	IXOPO CNC KZN OU HLANGANANI 3 CREIGHTON	15	109.715	16.4572	126.1722	0
142	Dr Nkosazana Zuma Municipality	6745985095	DESOLERIA	IXOPO CNC KZN OU	15	109.715	16.4572	126.1722	0
143	Dr Nkosazana Zuma Municipality	6747536871	ZIQUBU NTOMBIKHONA	MQATSHENI UNDERBURG KZN	15	109.715	16.4572	126.1722	0
144	Dr Nkosazana Zuma Municipality	6754241616	NDELELA SHILO	STEPMORE HLANGANANI 3 CREIGHTON	15	109.715	16.4572	126.1722	0
145	Dr Nkosazana Zuma Municipality	6767389045	DLAMINI MICHEAL DLUNGWANA MBUZESI	IXOPO CNC KZN OU HLANGANANI 3 CREIGHTON	15	109.715	16.4572	126.1722	0
146	Dr Nkosazana Zuma Municipality	6773598045	WILLIEM	IXOPO CNC KZN OU	15	109.715	16.4572	126.1722	0
147	Dr Nkosazana Zuma Municipality	6775050556	MNCABE THEMBINKOSI	MQATSHENI UNDERBURG KZN	15	109.715	16.4572	126.1722	0
148	Dr Nkosazana Zuma Municipality	6775387694	NGCOBO DUDUZILE MADUNA VENANTIA	Brick House HLANGANANI 3 CREIGHTON	15	109.715	16.4572	126.1722	0
149	Dr Nkosazana Zuma Municipality	6779610647	SIMANGELE	IXOPO CNC KZN OU	15	109.715	16.4572	126.1722	0
150	Dr Nkosazana Zuma Municipality	6780753136	MADIKIZELA VUMANI	AMAKHUZE UNDERBERG KZN OU HLANGANANI 3 CREIGHTON	15	109.715	16.4572	126.1722	0
151	Dr Nkosazana Zuma Municipality	6790152751	DLAMINI ELIZABETH NTOMBI DLUNGWANE MTHANDENI	IXOPO CNC KZN OU HLANGANANI 3 CREIGHTON	15	109.715	16.4572	126.1722	0
152	Dr Nkosazana Zuma Municipality	6790362920	SKHANYISO	IXOPO CNC KZN OU HLANGANANI 3 CREIGHTON	15	109.715	16.4572	126.1722	0
153	Dr Nkosazana Zuma Municipality	6802190617	SOSIBO BABYI ALEX	IXOPO CNC KZN OU	15	109.715	16.4572	126.1722	0
154	Dr Nkosazana Zuma Municipality	6807995312	MAJOZI THENJIWE	MQATSHENI UNDERBURG KZN HLANGANANI 3 CREIGHTON	15	109.715	16.4572	126.1722	0
155	Dr Nkosazana Zuma Municipality	6815413268	GAMEDE ZILINDE RAFAEL	IXOPO CNC KZN OU HLANGANANI 3 CREIGHTON	15	109.715	16.4572	126.1722	0
156	Dr Nkosazana Zuma Municipality	6816742250	ZONDI BENGAZI HOMISTAH	IXOPO CNC KZN OU HLANGANANI 3 CREIGHTON	15	109.715	16.4572	126.1722	0
157	Dr Nkosazana Zuma Municipality	6819434194	NZIMANDE FISIWE GRACIA	IXOPO CNC KZN OU HLANGANANI 3 CREIGHTON	15	109.715	16.4572	126.1722	0
158	Dr Nkosazana Zuma Municipality	6824167624	GAMEDE KHETHIWE EUNICE	IXOPO CNC KZN OU	15	109.715	16.4572	126.1722	0
159	Dr Nkosazana Zuma Municipality	6834822221	NGUBO MBOKODO	TRADITIONAL HOUSE	15	109.715	16.4572	126.1722	0
160	Dr Nkosazana Zuma Municipality	6835676032	MAKATINI THEMBINKOSI	MQATSHENI UNDERBURG KZN	15	109.715	16.4572	126.1722	0
161	Dr Nkosazana Zuma Municipality	6837558854	LINDA XOLANI	MQATSHENI UNDERBURG KZN	15	109.715	16.4572	126.1722	0
162	Dr Nkosazana Zuma Municipality	6837558854	LINDA XOLANI	MQATSHENI UNDERBURG KZN HLANGANANI 3 CREIGHTON	15	109.715	16.4572	126.1722	0
163	Dr Nkosazana Zuma Municipality	6842285204	DLAMINI KUFAKWEZE BENGU SIPHESIHLE	IXOPO CNC KZN OU	15	109.715	16.4572	126.1722	0
164	Dr Nkosazana Zuma Municipality	6847776998	COSMOS MBANJWA BENZELENI	MQATSHENI UNDERBURG KZN HLANGANANI 3 CREIGHTON	15	109.715	16.4572	126.1722	0
165	Dr Nkosazana Zuma Municipality	6850234305	THEMBENI	IXOPO CNC KZN OU	15	109.715	16.4572	126.1722	0
166	Dr Nkosazana Zuma Municipality	6859345756	MAJOZI JONHSON SIBUSISO	MQATSHENI UNDERBURG KZN HLANGANANI 3 CREIGHTON	15	109.715	16.4572	126.1722	0
167	Dr Nkosazana Zuma Municipality	6859482846	GCABA THOLAKELE MBANJWA PATRICIA	IXOPO CNC KZN OU HLANGANANI 3 CREIGHTON	15	109.715	16.4572	126.1722	0
168	Dr Nkosazana Zuma Municipality	6859688789	VANACIA MBANJWA PATRICIA	IXOPO CNC KZN OU HLANGANANI 3 CREIGHTON	15	109.715	16.4572	126.1722	0
169	Dr Nkosazana Zuma Municipality	6859688789	VANACIA NGWANE TERESSA	IXOPO CNC KZN OU	15	109.715	16.4572	126.1722	0
170	Dr Nkosazana Zuma Municipality	6869423211	BAFIKILE	IXOPO CNC HLANGANANI 3 CREIGHTON	15	109.715	16.4572	126.1722	0
171	Dr Nkosazana Zuma Municipality	6870770802	NZIMANDE BONGINKOSI	IXOPO CNC KZN OU	15	109.715	16.4572	126.1722	0
172	Dr Nkosazana Zuma Municipality	6871284161	CELE J	HLANGANANI	15	109.715	16.4572	126.1722	0
173	Dr Nkosazana Zuma Municipality	6874466407	SHEZI BUKANI	Brick House HLANGANANI 3 CREIGHTON	15	109.715	16.4572	126.1722	0
174	Dr Nkosazana Zuma Municipality	6880756526	SOSIBO ZIBUYILI	IXOPO CNC KZN OU	15	109.715	16.4572	126.1722	0
175	Dr Nkosazana Zuma Municipality	6881848808	MEMELA GLAYS	MQATSHENI UNDERBURG KZN	15	109.715	16.4572	126.1722	0
176	Dr Nkosazana Zuma Municipality	6881848808	MEMELA GLAYS	MQATSHENI UNDERBURG KZN AMAKUZA KILMUN S1	15	109.715	16.4572	126.1722	0
177	Dr Nkosazana Zuma Municipality	6883884645	NTOMBIFIKILE MTHEMBU	UNDERBERG CNC KZN OU AMAKUZA KILMUN S1	15	109.715	16.4572	126.1722	0
178	Dr Nkosazana Zuma Municipality	6886208949	THENGANE HADEBE	UNDERBERG CNC KZN OU AMAKUZA KILMUN S1	15	109.715	16.4572	126.1722	0
179	Dr Nkosazana Zuma Municipality	6887289738	BUYISIWE DLAMINI	UNDERBERG CNC KZN OU AMAKUZA KILMUN S1	15	109.715	16.4572	126.1722	0
180	Dr Nkosazana Zuma Municipality	6888298912	BONGIWE JILI	UNDERBERG CNC KZN OU AMAKUZA KILMUN S1	15	109.715	16.4572	126.1722	0
181	Dr Nkosazana Zuma Municipality	6889010230	GQINU MAZEDALA	UNDERBERG CNC KZN OU AMAKUZA KILMUN S1	15	109.715	16.4572	126.1722	0
182	Dr Nkosazana Zuma Municipality	6889334082	KHOLISILE SHOBA	UNDERBERG CNC KZN OU	15	109.715	16.4572	126.1722	0

235	Dr Nkosazana Zuma Municipality	7122325528	MBANJWA NANA THEODORE	HLANGANANI 3 CREIGHTON IXOPO CNC KZN OU	15	109.715	16.4572	126.1722	0
236	Dr Nkosazana Zuma Municipality	7146786806	ZUMA LANDIWE ANNATORIA	HLANGANANI 3 CREIGHTON IXOPO CNC KZN OU	15	109.715	16.4572	126.1722	0
237	Dr Nkosazana Zuma Municipality	7147339274	ZUMA PRESILLA	HLANGANANI 3 CREIGHTON IXOPO CNC KZN OU	15	109.715	16.4572	126.1722	0
238	Dr Nkosazana Zuma Municipality	7161347515	NDWALANE GOONESS	HLANGANANI 3 CREIGHTON IXOPO CNC KZN OU	15	109.715	16.4572	126.1722	0
239	Dr Nkosazana Zuma Municipality	7168071400	NOHLAOLI DOLLY NDWALANE PRISCA	HOUSE AT KWAPITELA NEAR KWAPITELA SPORT GROUND HLANGANANI 3 CREIGHTON	15	109.715	16.4572	126.1722	0
240	Dr Nkosazana Zuma Municipality	7174614624	BONGEKILE	IXOPO CNC KZN OU HLANGANANI 3 CREIGHTON	15	109.715	16.4572	126.1722	0
241	Dr Nkosazana Zuma Municipality	7177042565	SHELEMBE BAKHETHILE	IXOPO CNC KZN OU	15	109.715	16.4572	126.1722	0
242	Dr Nkosazana Zuma Municipality	7184668810	NGCOBO PHAMBUKILE	TRADITIONAL HOUSE HLANGANANI 3 CREIGHTON	15	109.715	16.4572	126.1722	0
243	Dr Nkosazana Zuma Municipality	7197902936	SOWELA NOSIPHO A SHOBA SINDISWA LETHIWE	IXOPO CNC KZN OU	15	109.715	16.4572	126.1722	0
244	Dr Nkosazana Zuma Municipality	7200768709	NOKUTHU SOSIBO HEMRIETTA	AMAKUZA UNDERBURG KZN HLANGANANI 3 CREIGHTON	15	109.715	16.4572	126.1722	0
245	Dr Nkosazana Zuma Municipality	7205260333	SINDISIWE MOKUBUNA BUSISIWE	IXOPO CNC KZN OU HLANGANANI 3 CREIGHTON	15	109.715	16.4572	126.1722	0
246	Dr Nkosazana Zuma Municipality	7210124087	NONORATTA	IXOPO CNC KZN OU HLANGANANI 3 CREIGHTON	15	109.715	16.4572	126.1722	0
247	Dr Nkosazana Zuma Municipality	7212892696	ZULU BHEKIMPI DANIEL ZUMA PHATHEKILE	IXOPO CNC KZN OU HLANGANANI 3 CREIGHTON	15	109.715	16.4572	126.1722	0
248	Dr Nkosazana Zuma Municipality	7215419649	PELAGRINA	IXOPO CNC KZN OU HLANGANANI 3 CREIGHTON	15	109.715	16.4572	126.1722	0
249	Dr Nkosazana Zuma Municipality	7216445498	DLAMINI ALEXIA ZANELE SOSIBO QONDENI	IXOPO CNC KZN OU	15	109.715	16.4572	126.1722	0
250	Dr Nkosazana Zuma Municipality	7224981172	BAKHALISE	BHATINI	15	109.715	16.4572	126.1722	0
251	Dr Nkosazana Zuma Municipality	7223306066	MKIZE KWENZEKILE	BHATINI	15	109.715	16.4572	126.1722	0
252	Dr Nkosazana Zuma Municipality	7222268524	SHEZI KHULUMILE PAULINA	BHATINI	15	109.715	16.4572	126.1722	0
253	Dr Nkosazana Zuma Municipality	7222268524	SHEZI KHULUMILE PAULINA	BHATINI	15	109.715	16.4572	126.1722	0
254	Dr Nkosazana Zuma Municipality	7236709657	NENE VEZI	BHATINI	15	109.715	16.4572	126.1722	0
255	Dr Nkosazana Zuma Municipality	7230465010	MBATHA NGAKHEPHI MAZIBUKO ZIKHETHILE	BHATINI SIZANENJANA KWABUTHO S1 UNDERBERG KZN OU	15	109.715	16.4572	126.1722	0
256	Dr Nkosazana Zuma Municipality	7242978414	SARAPHINA	UNDERBERG KZN OU	15	109.715	16.4572	126.1722	0
257	Dr Nkosazana Zuma Municipality	7240650177	MBANJWA CEBISILE	BHATINI	15	109.715	16.4572	126.1722	0
258	Dr Nkosazana Zuma Municipality	7260613323	NJILO MATHULUZA	BRICK HOUSE SIBIZANE	15	109.715	16.4572	126.1722	0
259	Dr Nkosazana Zuma Municipality	7260635375	RADEBE SDE NINIZILE	BHATINI	15	109.715	16.4572	126.1722	0
260	Dr Nkosazana Zuma Municipality	7273945210	MAJILA SANELE	BHATINI	15	109.715	16.4572	126.1722	0
261	Dr Nkosazana Zuma Municipality	7272686070	JAMA QUILTY ANNASTASIA SHEZI SIYABONGA	BHATINI	15	109.715	16.4572	126.1722	0
262	Dr Nkosazana Zuma Municipality	7279556900	MZWANDILE	BHATINI	15	109.715	16.4572	126.1722	0
263	Dr Nkosazana Zuma Municipality	7281436206	DLAMINI BONGEKILE MBANJWA NTOMBIZONKE	NSIMBINI	15	109.715	16.4572	126.1722	0
264	Dr Nkosazana Zuma Municipality	7283637463	PROFIDENCE MEMELA DUMISILE	NSIMBINI	15	109.715	16.4572	126.1722	0
265	Dr Nkosazana Zuma Municipality	7283526946	PROTASIA	NSIMBINI SIZANENJANA KWABUTHO S1	15	109.715	16.4572	126.1722	0
266	Dr Nkosazana Zuma Municipality	7289972592	BASI NONHLANHLA SYLVIA	UNDERBERG KZN OU	15	109.715	16.4572	126.1722	0
267	Dr Nkosazana Zuma Municipality	7292683586	DIDI NONCEBA	HLANGANANI	15	109.715	16.4572	126.1722	0
268	Dr Nkosazana Zuma Municipality	7291682412	MADONDA KHOLISILE	HLANGANANI	15	109.715	16.4572	126.1722	0
269	Dr Nkosazana Zuma Municipality	7291682412	MADONDA KHOLISILE	HLANGANANI	15	109.715	16.4572	126.1722	0
270	Dr Nkosazana Zuma Municipality	7302621677	JILI BAZUKILE	SANDANEZWE RICHMOND KZN	15	109.715	16.4572	126.1722	0
271	Dr Nkosazana Zuma Municipality	7307117663	DLAMINI LINDANI MEMELA DUMISANE	HLANGANANI	15	109.715	16.4572	126.1722	0
272	Dr Nkosazana Zuma Municipality	7333674486	GEORGE MNDAWENI FIKELEPHI		15	109.715	16.4572	126.1722	0
273	Dr Nkosazana Zuma Municipality	7347923874	ELIZABETH DLUDLU MKHASHWA	SANDANEZWE RICHMOND KZN SIZANENJANA KWABUTHO S1 UNDERBERG KZN OU	15	109.715	16.4572	126.1722	0
274	Dr Nkosazana Zuma Municipality	7365689031	PHILLIP MKHULISI NOMATHEMBU	SIZANENJANA KWABUTHO S1	15	109.715	16.4572	126.1722	0
275	Dr Nkosazana Zuma Municipality	7369740550	PHILPA	UNDERBERG KZN OU	15	109.715	16.4572	126.1722	0
276	Dr Nkosazana Zuma Municipality	7382815103	NJILO MATHILI MAZIBUKO GLADNESS	TRADITIONAL HOUSE SIZANENJANA KWABUTHO S1	15	109.715	16.4572	126.1722	0
277	Dr Nkosazana Zuma Municipality	7441176824	NOMATHAMSANQA	UNDERBERG KZN OU SIZANENJANA KWABUTHO S1	15	109.715	16.4572	126.1722	0
278	Dr Nkosazana Zuma Municipality	7441274785	MAZIBUKO SLINDILE WENDY MEMELA BONISILE	UNDERBERG KZN OU	15	109.715	16.4572	126.1722	0
279	Dr Nkosazana Zuma Municipality	7441344073	CLEMENTINE	MQATSHENI	15	109.715	16.4572	126.1722	0
280	Dr Nkosazana Zuma Municipality	7442231434	MADLALA HADIO IRENE	MQATSHENI	15	109.715	16.4572	126.1722	0
281	Dr Nkosazana Zuma Municipality	7443914837	DUMA MANDLENKOSI LINDA	MQATSHENI	15	109.715	16.4572	126.1722	0
282	Dr Nkosazana Zuma Municipality	7454045930	DLAMINI BHEKI	TRADITIONAL HOUSE	15	109.715	16.4572	126.1722	0
283	Dr Nkosazana Zuma Municipality	7458059454	MIYA NTANTI	MHLANGENI UNDERBERG KZN HOUSE	15	109.715	16.4572	126.1722	0
284	Dr Nkosazana Zuma Municipality	7461447304	JILI KHANYISILE FLORENCE MKHULISE NONYAMEZELO	SIZANENJANA KWABUTHO S1 UNDERBERG KZN OU	15	109.715	16.4572	126.1722	0
285	Dr Nkosazana Zuma Municipality	7478565223	EVELYN MTHEMBU SWELENI		15	109.715	16.4572	126.1722	0
286	Dr Nkosazana Zuma Municipality	7488290205	DUMAZILE DAWE NOMATHEMBA		15	109.715	16.4572	126.1722	0
287	Dr Nkosazana Zuma Municipality	7490702284	REGINA	SANDANEZWE RICHMOND KZN	15	109.715	16.4572	126.1722	0
288	Dr Nkosazana Zuma Municipality	7490909668	XABA FUNANI	TARS VALLEY CREIGHTON KZN	15	109.715	16.4572	126.1722	0
289	Dr Nkosazana Zuma Municipality	7518881750	MNDALI HAWUKILE ANNIE	AMAKUZA UNDERBURG KZN	15	109.715	16.4572	126.1722	0
290	Dr Nkosazana Zuma Municipality	7519013913	NTSHIZA MOZO LENA	AMAKUZA UNDERBURG KZN	15	109.715	16.4572	126.1722	0
291	Dr Nkosazana Zuma Municipality	7528705480	MAY BUSISIWE BEAUTY	AMAKUZA UNDERBURG KZN	15	109.715	16.4572	126.1722	0
292	Dr Nkosazana Zuma Municipality	7536183744	SHOBA BALO BATHULISE	AMAKUZA UNDERBURG KZN	15	109.715	16.4572	126.1722	0
293	Dr Nkosazana Zuma Municipality	7551768778	VICTOR ZONDI	AMAKUZA S1 KZN OU	15	109.715	16.4572	126.1722	0

		CAGWE NOCICIYELO							
352	Dr Nkosazana Zuma Municipality	7842330576	VICTORIA	AMAKHUZE UNDERBURG KZN	15	109.715	16.4572	126.1722	0
353	Dr Nkosazana Zuma Municipality	7844033577	SHOBA BASUKILE DLAMINI EMMERENCIA	KILMUN HLANGANANI 4 UNDERBERG	15	109.715	16.4572	126.1722	0
354	Dr Nkosazana Zuma Municipality	7844106705	XOLISILE DLAMINI KHUMBULANI	KZN HLANGANANI 4 UNDERBERG	15	109.715	16.4572	126.1722	0
355	Dr Nkosazana Zuma Municipality	7844960149	JIMSON	KZN HLANGANANI 4 UNDERBERG	15	109.715	16.4572	126.1722	0
356	Dr Nkosazana Zuma Municipality	7845075538	DLAMINI BUSISIWE DOLLY	KZN HLANGANANI 4 UNDERBERG	15	109.715	16.4572	126.1722	0
357	Dr Nkosazana Zuma Municipality	7845159880	MBANJWA ESTHER MANUNU DLAMINI NTSIDANE	KZN HLANGANANI 4 UNDERBERG	15	109.715	16.4572	126.1722	0
358	Dr Nkosazana Zuma Municipality	7845569563	HOWARD DLAMINI BAKHIPHILE	KZN HLANGANANI 4 UNDERBERG	15	109.715	16.4572	126.1722	0
359	Dr Nkosazana Zuma Municipality	7848860335	CLEMENTINA	KZN	15	109.715	16.4572	126.1722	0
360	Dr Nkosazana Zuma Municipality	7849066612	GAZU MZONDENI FANA	AMAKHUZE UNDERBURG KZN	15	109.715	16.4572	126.1722	0
361	Dr Nkosazana Zuma Municipality	7849066612	GAZU MZONDENI FANA MNGUNI BAWINILE	AMAKHUZE UNDERBURG KZN	15	109.715	16.4572	126.1722	0
362	Dr Nkosazana Zuma Municipality	7850747068	WINNIFRIEDA DLAMINI GEZIZWE	AMAKHUZE UNDERBURG KZN HLANGANANI 4 UNDERBERG	15	109.715	16.4572	126.1722	0
363	Dr Nkosazana Zuma Municipality	7852285121	MZIKAYISE	KZN	15	109.715	16.4572	126.1722	0
364	Dr Nkosazana Zuma Municipality	7856156186	MBELU ANTO M CHONCO JABULILE	STOFFELTON IMPENDLE KZN AMAQADI NCWADI DEEPDALE S1	15	109.715	16.4572	126.1722	0
365	Dr Nkosazana Zuma Municipality	7862051561	VICTORIA	HOWICK KZN OU	15	109.715	16.4572	126.1722	0
366	Dr Nkosazana Zuma Municipality	7863705927	ZONDI MZONJANA	KILMUN	15	109.715	16.4572	126.1722	0
367	Dr Nkosazana Zuma Municipality	7863898484	MTOLO BUYISIWE	KILMUN	15	109.715	16.4572	126.1722	0
368	Dr Nkosazana Zuma Municipality	7877230415	SHOBA CABANGILE	KILMUN	15	109.715	16.4572	126.1722	0
369	Dr Nkosazana Zuma Municipality	7877332748	RADEBE ZISAKHE	KILMUN	15	109.715	16.4572	126.1722	0
370	Dr Nkosazana Zuma Municipality	7878573658	MTOLO ROSINA DLAMINI PRINCESS	KILMUN	15	109.715	16.4572	126.1722	0
371	Dr Nkosazana Zuma Municipality	7884574008	ZITHELILE	AMAKHUZE UNDERBURG KZN	15	109.715	16.4572	126.1722	0
372	Dr Nkosazana Zuma Municipality	7885912762	JAMA BHIZA	KILMUN	15	109.715	16.4572	126.1722	0
373	Dr Nkosazana Zuma Municipality	7885912762	JAMA BHIZA	KILMUN	15	109.715	16.4572	126.1722	0
374	Dr Nkosazana Zuma Municipality	7897523217	KHANYILE CORNELIA	KILMUN	15	109.715	16.4572	126.1722	0
375	Dr Nkosazana Zuma Municipality	7901765136	MTOLO NANA	KILMUN	15	109.715	16.4572	126.1722	0
376	Dr Nkosazana Zuma Municipality	7903459407	NTSHIZA DUDUZILE	KILMUN	15	109.715	16.4572	126.1722	0
377	Dr Nkosazana Zuma Municipality	7906175923	MADUNA VITUS SIPHELELE DLAMINI NICHOLAS	HLANGANANI S1 IXOPO KZN OU	15	109.715	16.4572	126.1722	0
378	Dr Nkosazana Zuma Municipality	7909742964	MABHUBHE	AMAKHUZE UNDERBURG KZN	15	109.715	16.4572	126.1722	0
379	Dr Nkosazana Zuma Municipality	7910585048	MTHEMBU NTOMBIKHONA	AMAKHUZE UNDERBURG KZN	15	109.715	16.4572	126.1722	0
380	Dr Nkosazana Zuma Municipality	7914031365	MKHIZE SHUMISILE	KILMUN	15	109.715	16.4572	126.1722	0
381	Dr Nkosazana Zuma Municipality	7915004826	DLAMINI XOLILE	AMAKHUZE UNDERBURG KZN	15	109.715	16.4572	126.1722	0
382	Dr Nkosazana Zuma Municipality	7921387033	MNGUNI FIKEPHI	AMAKHUZE UNDERBURG KZN	15	109.715	16.4572	126.1722	0
383	Dr Nkosazana Zuma Municipality	7921434558	NZIMANDE THITHI REMEGIA	AMAKHUZE UNDERBURG KZN	15	109.715	16.4572	126.1722	0
384	Dr Nkosazana Zuma Municipality	7939076752	ZIKODE DUDUZILE	KILMUN	15	109.715	16.4572	126.1722	0
385	Dr Nkosazana Zuma Municipality	7945230086	BHENGU NONHLANHLA	KILMUN	15	109.715	16.4572	126.1722	0
386	Dr Nkosazana Zuma Municipality	7954744755	MNGUNI IDA	KILMUN	15	109.715	16.4572	126.1722	0
387	Dr Nkosazana Zuma Municipality	7955866656	ZONDI NOMQANEO SHELEMBE MANDLENKOSI	QULASHE UNDERBURG KZN SHARP LOCATION NEXT TO	15	109.715	16.4572	126.1722	0
388	Dr Nkosazana Zuma Municipality	7978029944	ROBENSON	DLANGANI H SCHOOL	15	109.715	16.4572	126.1722	0
389	Dr Nkosazana Zuma Municipality	7984813511	XABA NJABULO MOSES	CORINTH S1 IXOPO KZN OU	15	109.715	16.4572	126.1722	0
390	Dr Nkosazana Zuma Municipality	7989141374	DLAMINI HLEZIPHI GEORINA	SUN CITY BULWER PMB KZN	15	109.715	16.4572	126.1722	0
391	Dr Nkosazana Zuma Municipality	8015582845	MKHIZE THEMBANI	Brick House	15	109.715	16.4572	126.1722	0
392	Dr Nkosazana Zuma Municipality	8033396502	DLAMINI BABAZIVI MARRIET	AMAKHUZE UNDERBURG KZN	15	109.715	16.4572	126.1722	0
393	Dr Nkosazana Zuma Municipality	8039318063	JAMA MUNTU PHIKISILE	SUN CITY BULWER PMB KZN	15	109.715	16.4572	126.1722	0
394	Dr Nkosazana Zuma Municipality	8039318063	JAMA MUNTU PHIKISILE MEMELA MUSAWENKOSI	SUN CITY BULWER PMB KZN NKWEZELA S1 UNDERBERG KZN	15	109.715	16.4572	126.1722	0
395	Dr Nkosazana Zuma Municipality	8047515524	GOODMAN	OU	15	109.715	16.4572	126.1722	0
396	Dr Nkosazana Zuma Municipality	8049738980	DLAMINI MTHEKU MEDRINA	AMAKHUZE UNDERBURG KZN	15	109.715	16.4572	126.1722	0
397	Dr Nkosazana Zuma Municipality	8052137205	MEMELA MZOMUNYE	NKWEZELA	15	109.715	16.4572	126.1722	0
398	Dr Nkosazana Zuma Municipality	8060740428	NZIMANE N	Brick House	15	109.715	16.4572	126.1722	0
399	Dr Nkosazana Zuma Municipality	8060740428	NZIMANE N	Brick House	15	109.715	16.4572	126.1722	0
400	Dr Nkosazana Zuma Municipality	8063818899	CHULE THANDI BETREACE	SUN CITY BULWER PMB KZN	15	109.715	16.4572	126.1722	0
401	Dr Nkosazana Zuma Municipality	8066280862	LUKHOZI NOKUZOLA RADEBE BAZINI	Traditional house NKWEZELA S1 UNDERBERG KZN	15	109.715	16.4572	126.1722	0
402	Dr Nkosazana Zuma Municipality	8070077274	CONSTANCE MEMELA PHILISWE	OU	15	109.715	16.4572	126.1722	0
403	Dr Nkosazana Zuma Municipality	8078687286	MATHOTHO	SUN CITY BULWER PMB KZN	15	109.715	16.4572	126.1722	0
404	Dr Nkosazana Zuma Municipality	8088273227	DUMAKUDE KINKI PHYLLIS	SUN CITY BULWER PMB KZN SINKONKONKO UNDERBERG KZN	15	109.715	16.4572	126.1722	0
405	Dr Nkosazana Zuma Municipality	8088649232	XULU ANNACLELIA LINDIWE MEMELA MZAMANI	OU NKWEZELA S1 UNDERBERG KZN	15	109.715	16.4572	126.1722	0
406	Dr Nkosazana Zuma Municipality	8089093744	MZOMUNI	OU	15	109.715	16.4572	126.1722	0
407	Dr Nkosazana Zuma Municipality	8089856638	DUMA DUMAZILE	SUN CITY BULWER PMB KZN	15	109.715	16.4572	126.1722	0
408	Dr Nkosazana Zuma Municipality	8096816515	MTOLO GCINIZIWE PHILIPH KUBONE NTOMBIZA	SUN CITY BULWER PMB KZN	15	109.715	16.4572	126.1722	0
409	Dr Nkosazana Zuma Municipality	8099557421	ANNETTA KUBONE NTOMBIZA	SUN CITY BULWER PMB KZN	15	109.715	16.4572	126.1722	0
410	Dr Nkosazana Zuma Municipality	8099557421	ANNETTA KHATHI DWANA	SUN CITY BULWER PMB KZN	15	109.715	16.4572	126.1722	0
411	Dr Nkosazana Zuma Municipality	8107248338	FLORENTINA NZIMANDE THOKA	AMAKUZA UNDERBURG KZN	15	109.715	16.4572	126.1722	0
412	Dr Nkosazana Zuma Municipality	8108068976	ELIZABETH MNGUNI MANDLENKOSI	AMAKHUZE UNDERBERG KZN OU	15	109.715	16.4572	126.1722	0
413	Dr Nkosazana Zuma Municipality	8108222823	PETROS MBANJWA PHUMELELE	AMAKHUZE UNDERBERG KZN OU	15	109.715	16.4572	126.1722	0
414	Dr Nkosazana Zuma Municipality	8108317397	MARIA	AMAKHUZE UNDERBERG KZN OU	15	109.715	16.4572	126.1722	0
415	Dr Nkosazana Zuma Municipality	8108412996	MAKHANYA IRENE	TRADITIONAL HOUSE	15	109.715	16.4572	126.1722	0

		MBANJWA THULISILE							
465	Dr Nkosazana Zuma Municipality	8202564613	ANNACLETA	AMAKUZA UNDERBURG KZN	15	109.715	16.4572	126.1722	0
466	Dr Nkosazana Zuma Municipality	8205926893	DLAMINI BALUNGILE MTHEMBU SANELISIWE	AMAKHUZE UNDERBURG KZN	15	109.715	16.4572	126.1722	0
467	Dr Nkosazana Zuma Municipality	8208209818	CORNELIA KHWELA EUGENIA	AMAKHUZE UNDERBURG KZN	15	109.715	16.4572	126.1722	0
468	Dr Nkosazana Zuma Municipality	8221023709	NONTOKOZO MNCWABE FRANCIS	TRANSOFRMER ZONE PBT25	15	109.715	16.4572	126.1722	0
469	Dr Nkosazana Zuma Municipality	8228240060	MBONGENI MVUMBU SNANAZANA	Traditional	15	109.715	16.4572	126.1722	0
470	Dr Nkosazana Zuma Municipality	8228432253	CLEMENTINE	AMAKUZA UNDERBURG KZN	15	109.715	16.4572	126.1722	0
471	Dr Nkosazana Zuma Municipality	8235428608	NXELE THOBILE EUNICE	AMAKHUZE UNDERBURG KZN AMAKUZA S1 UNDERBERG KZN	15	109.715	16.4572	126.1722	0
472	Dr Nkosazana Zuma Municipality	8249354583	LINDA HLANGANANI MOSES	OU AMAKUZA S1 UNDERBERG KZN	15	109.715	16.4572	126.1722	0
473	Dr Nkosazana Zuma Municipality	8252559157	MNGUNI BATHINI QIKI NZIMANDE TSHENGISILE	OU	15	109.715	16.4572	126.1722	0
474	Dr Nkosazana Zuma Municipality	8260273097	CATHRYNE	AMAKUZA UNDERBURG KZN	15	109.715	16.4572	126.1722	0
475	Dr Nkosazana Zuma Municipality	8280721492	MNGUNI LUNGISILE	AMAKHUZE UNDERBURG KZN AMAKUZA S1 UNDERBERG KZN	15	109.715	16.4572	126.1722	0
476	Dr Nkosazana Zuma Municipality	8294301571	JAMA KHULEKANI DLAMINI MLUNGISENI	OU	15	109.715	16.4572	126.1722	0
477	Dr Nkosazana Zuma Municipality	8296444478	PETROS MNGUNI MANAKAZI	AMAKHUZE UNDERBURG KZN AMAKUZA S1 UNDERBERG KZN	15	109.715	16.4572	126.1722	0
478	Dr Nkosazana Zuma Municipality	8297321390	VENENCIA MNGUNI NPHOSI	OU AMAKUZA S1 UNDERBERG KZN	15	109.715	16.4572	126.1722	0
479	Dr Nkosazana Zuma Municipality	8303398468	NTOMBIFUTHI	OU AMAKUZA S1 UNDERBERG KZN	15	109.715	16.4572	126.1722	0
480	Dr Nkosazana Zuma Municipality	8304572902	LINDA TSHAYAZANE	OU	15	109.715	16.4572	126.1722	0
481	Dr Nkosazana Zuma Municipality	8312438481	ZUMA KHUMBUZILE	Brick House AMAKUZA S1 UNDERBERG KZN	15	109.715	16.4572	126.1722	0
482	Dr Nkosazana Zuma Municipality	8315119559	LINDA LINDILENI EVELYN	OU AMAKUZA S1 UNDERBERG KZN	15	109.715	16.4572	126.1722	0
483	Dr Nkosazana Zuma Municipality	8320587091	NZIMANDE ZETHU	OU AMAKUZA S1 UNDERBERG KZN	15	109.715	16.4572	126.1722	0
484	Dr Nkosazana Zuma Municipality	8326168526	ZUMA PRINCES BONISILE	OU AMAKUZA S1 UNDERBERG KZN	15	109.715	16.4572	126.1722	0
485	Dr Nkosazana Zuma Municipality	8328766618	MBATHA SIZENI MAGAGRET CEBEKHULU THENJIWE	OU AMAKUZA S1 UNDERBERG KZN	15	109.715	16.4572	126.1722	0
486	Dr Nkosazana Zuma Municipality	8329618648	SLYVIA	OU AMAKUZA S1 UNDERBERG KZN	15	109.715	16.4572	126.1722	0
487	Dr Nkosazana Zuma Municipality	8333385336	KUBONE NELISWE SYLVIA	OU	15	109.715	16.4572	126.1722	0
488	Dr Nkosazana Zuma Municipality	8333551156	KHATI NOMAYE	TRADITIONAL HOUSE	15	109.715	16.4572	126.1722	0
489	Dr Nkosazana Zuma Municipality	8340315789	DLAMINI BUSELAPHI SHEZI NOMABULAZI	UNDERBERG CNC	15	109.715	16.4572	126.1722	0
490	Dr Nkosazana Zuma Municipality	8340440664	CATHRINE	AMAKHUZE UNDERBURG KZN	15	109.715	16.4572	126.1722	0
491	Dr Nkosazana Zuma Municipality	8342504310	JILI NOKUFIKA JESTER	ENKELEBANTWANA UNDERBERG KZN OU	15	109.715	16.4572	126.1722	0
492	Dr Nkosazana Zuma Municipality	8343631399	LINDA RITA GABISILE LINDA GEZEKILE	OU AMAKUZA S1 UNDERBERG KZN	15	109.715	16.4572	126.1722	0
493	Dr Nkosazana Zuma Municipality	8346551153	ANNACLETTA DLAMINI NOMASEKISI	OU	15	109.715	16.4572	126.1722	0
494	Dr Nkosazana Zuma Municipality	8354640573	LUCRACIA DLAMINI LINDELENI	AMAKUZA UNDERBURG KZN	15	109.715	16.4572	126.1722	0
495	Dr Nkosazana Zuma Municipality	8354675956	CECELIA	AMAKUZA UNDERBURG KZN	15	109.715	16.4572	126.1722	0
496	Dr Nkosazana Zuma Municipality	8359689041	PHUNGULA SOKWEPHULA MBANJWA FLORENCE	AMAKUZA UNDERBURG KZN	15	109.715	16.4572	126.1722	0
497	Dr Nkosazana Zuma Municipality	8362082415	NOKUTHULA	AMAKUZA UNDERBURG KZN	15	109.715	16.4572	126.1722	0
498	Dr Nkosazana Zuma Municipality	8362269408	MNCWABE GAVINI SIPHIWE	HLANGANANI	15	109.715	16.4572	126.1722	0
499	Dr Nkosazana Zuma Municipality	8363356325	NGCOBO THOKOZILE DLAMINI MANGALISILE	Traditional AMAKUZA S1 UNDERBERG KZN	15	109.715	16.4572	126.1722	0
500	Dr Nkosazana Zuma Municipality	8364603602	NOZUKA	OU	15	109.715	16.4572	126.1722	0
501	Dr Nkosazana Zuma Municipality	8370666703	MJWARA AB MTHEMBU DELANI	QUEMENI AMAKUZA S1 UNDERBERG KZN	15	109.715	16.4572	126.1722	0
502	Dr Nkosazana Zuma Municipality	8371615079	KHAYALAKE	OU STOFFELTON BROTHENI S1	15	109.715	16.4572	126.1722	0
503	Dr Nkosazana Zuma Municipality	8374485985	NGCOBO FIKILEPHI TERRESA	SOLOKOHLO UNDERBERG KZN OU	15	109.715	16.4572	126.1722	0
504	Dr Nkosazana Zuma Municipality	8374492106	LINDA NHLAKANIPHO	AMAKUZA S1 UNDERBERG KZN OU	15	109.715	16.4572	126.1722	0
505	Dr Nkosazana Zuma Municipality	8375759156	SOSIBO SIBUSISO	STOFFELTON BROTHENI S1 SOLOKOHLO UNDERBERG KZN	15	109.715	16.4572	126.1722	0
506	Dr Nkosazana Zuma Municipality	8377005737	MADONDA NOMSA THOBISILE	OU AMAKUZA S1 UNDERBERG KZN	15	109.715	16.4572	126.1722	0
507	Dr Nkosazana Zuma Municipality	8379461431	MBANJWA ERNEST LANGELIHLE	OU STOFFELTON BROTHENI S1	15	109.715	16.4572	126.1722	0
508	Dr Nkosazana Zuma Municipality	8384251300	NZIMANDE BEZANI KUNENE NONHLANHLA	SOLOKOHLO UNDERBERG KZN OU	15	109.715	16.4572	126.1722	0
509	Dr Nkosazana Zuma Municipality	8385869441	ETHEL LINDA NOMSEBENZI	AMAKUZA S1 UNDERBERG KZN OU	15	109.715	16.4572	126.1722	0
510	Dr Nkosazana Zuma Municipality	8387852073	WINNIFRED	AMAKUZA S1 UNDERBERG KZN OU	15	109.715	16.4572	126.1722	0
511	Dr Nkosazana Zuma Municipality	8389530948	MBANJWA NONKULULEKO	OU	15	109.715	16.4572	126.1722	0
512	Dr Nkosazana Zuma Municipality	8394199758	BHENGU NOMUSA	UNDERBERG	15	109.715	16.4572	126.1722	0

567	Dr Nkosazana Zuma Municipality	8543396102	DLAMINI GODLIZWI ZAKHELE KHUMALO MKOTOSI	AMAKUZA S1 UNDERBERG KZN OU AMAKUZA S1 UNDERBERG KZN OU	15	109.715	16.4572	126.1722	0
568	Dr Nkosazana Zuma Municipality	8544516866	JANEROSA	AMAKUZA S1 UNDERBERG KZN OU	15	109.715	16.4572	126.1722	0
569	Dr Nkosazana Zuma Municipality	8546983043	ZONDI MABONA PETRUS	AMAKUZA S1 UNDERBERG KZN OU	15	109.715	16.4572	126.1722	0
570	Dr Nkosazana Zuma Municipality	8549172341	ZIKODE ELSIE DLAMINI THABISILE	AMAKUZA S1 UNDERBERG KZN OU	15	109.715	16.4572	126.1722	0
571	Dr Nkosazana Zuma Municipality	8551727018	MAUREEN DUMA PHILISIWE	AMAKUZA S1 UNDERBERG KZN OU	15	109.715	16.4572	126.1722	0
572	Dr Nkosazana Zuma Municipality	8552117115	THEODORAH DUMA PHILISIWE	HOUSE AMAKUZA S1 UNDERBERG KZN OU	15	109.715	16.4572	126.1722	0
573	Dr Nkosazana Zuma Municipality	8552117115	THEODORAH	HOUSE AMAKUZA S1 UNDERBERG KZN OU	15	109.715	16.4572	126.1722	0
574	Dr Nkosazana Zuma Municipality	8558728574	DLAMINI ZAMAKILE GRACIA MBANJWA CYNTHIA	AMAKUZA S1 UNDERBERG KZN OU	15	109.715	16.4572	126.1722	0
575	Dr Nkosazana Zuma Municipality	8559886847	THABISILE DLAMINI NELISIWE	AMAKUZA S1 UNDERBERG KZN OU	15	109.715	16.4572	126.1722	0
576	Dr Nkosazana Zuma Municipality	8560499855	SYLVASIA	AMAKUZA S1 UNDERBERG KZN OU	15	109.715	16.4572	126.1722	0
577	Dr Nkosazana Zuma Municipality	8566951352	ZONDI BEATOR FANISILE	AMAKUZA S1 UNDERBERG KZN OU	15	109.715	16.4572	126.1722	0
578	Dr Nkosazana Zuma Municipality	8574772271	ZONDI SWELEKILE MAYVIS KHUMALO NOKUZOTHA	AMAKUZA S1 UNDERBERG KZN OU	15	109.715	16.4572	126.1722	0
579	Dr Nkosazana Zuma Municipality	8576062677	IRENE	AMAKUZA S1 UNDERBERG KZN OU	15	109.715	16.4572	126.1722	0
580	Dr Nkosazana Zuma Municipality	8585544436	KUNENE DUMILE CYNTHIA	AMAKUZA S1 UNDERBERG KZN OU	15	109.715	16.4572	126.1722	0
581	Dr Nkosazana Zuma Municipality	8585619061	MIYA GETRUDE BATHABILE	AMAKUZA S1 UNDERBERG KZN OU	15	109.715	16.4572	126.1722	0
582	Dr Nkosazana Zuma Municipality	8599802009	DLAMINI FIKILE PRISCA	AMAKUZA S1 UNDERBERG KZN OU	15	109.715	16.4572	126.1722	0
583	Dr Nkosazana Zuma Municipality	8610923114	XABA BALINDILE ROBINAH	AMAKUZA S1 UNDERBERG KZN OU	15	109.715	16.4572	126.1722	0
584	Dr Nkosazana Zuma Municipality	8614173328	MOLEFE MAJUBA P MAKHAYE MUZIWANDILA	STOFFELTON IMPENDLE KZN BETHLEHEM BULWER UNDERBERG KZN	15	109.715	16.4572	126.1722	0
585	Dr Nkosazana Zuma Municipality	8617761930	REGINALD	AMAKUZA UNDERBURG KZN	15	109.715	16.4572	126.1722	0
586	Dr Nkosazana Zuma Municipality	8625597134	SHEZI NGONENI CHUGUZA	AMAKUZA S1 UNDERBERG KZN OU	15	109.715	16.4572	126.1722	0
587	Dr Nkosazana Zuma Municipality	8625799170	ZUMA PROTASIA QUEEN KHUBONI THEMBEKILE	AMAKUZA S1 UNDERBERG KZN OU	15	109.715	16.4572	126.1722	0
588	Dr Nkosazana Zuma Municipality	8626362231	SYLVASIA	AMAKUZA S1 UNDERBERG KZN OU	15	109.715	16.4572	126.1722	0
589	Dr Nkosazana Zuma Municipality	8628500118	DLAMINI SISENI OCTAVIA CHIYA THANDIWE	AMAKUZA S1 UNDERBERG KZN OU	15	109.715	16.4572	126.1722	0
590	Dr Nkosazana Zuma Municipality	8629475780	ANNACLETA	TRADITIONAL HOUSE AMAKUZA S1 UNDERBERG KZN OU	15	109.715	16.4572	126.1722	0
591	Dr Nkosazana Zuma Municipality	8631776652	PHOSWA PHUMLILE MAVIS PHUNGULA MABONGI	AMAKUZA UNDERBURG KZN BETHLEHEM BULWER UNDERBERG KZN	15	109.715	16.4572	126.1722	0
592	Dr Nkosazana Zuma Municipality	8633881639	THELEKILE	AMAKUZA UNDERBURG KZN BETHLEHEM BULWER UNDERBERG KZN	15	109.715	16.4572	126.1722	0
593	Dr Nkosazana Zuma Municipality	8639477619	HLELA FIKILE DORIS	HOUSE	15	109.715	16.4572	126.1722	0
594	Dr Nkosazana Zuma Municipality	8644812995	NGUBO IDAH MNCWABE NOKWENZIWA	HOUSE	15	109.715	16.4572	126.1722	0
595	Dr Nkosazana Zuma Municipality	8660020343	THERESA NDLOVU THANDEKILE	AMAKUZA UNDERBURG KZN	15	109.715	16.4572	126.1722	0
596	Dr Nkosazana Zuma Municipality	8669164157	ALPHINA	AMAKUZA UNDERBURG KZN	15	109.715	16.4572	126.1722	0
597	Dr Nkosazana Zuma Municipality	8670598155	MIYA MANAZI EUGENIA	ENKELEBANTWANA IXOPO KZN KWATHUNZI NKOTHWENI UNDERBERG KZN	15	109.715	16.4572	126.1722	0
598	Dr Nkosazana Zuma Municipality	8682047494	DIDI KHULEKANI	AMAKUZA UNDERBURG KZN UNDERBERG KZN KWATHUNZI NKOTHWENI UNDERBERG KZN	15	109.715	16.4572	126.1722	0
599	Dr Nkosazana Zuma Municipality	8682047494	DIDI KHULEKANI NGUBANE JOSEPH	AMAKUZA UNDERBURG KZN NOMANDLOVU DONNYBROOK IXOPO KZN	15	109.715	16.4572	126.1722	0
600	Dr Nkosazana Zuma Municipality	8699002936	MAZENZE	AMAKUZA UNDERBURG KZN NOMANDLOVU DONNYBROOK IXOPO KZN	15	109.715	16.4572	126.1722	0
601	Dr Nkosazana Zuma Municipality	8703467610	KAMBULA NELISIWE	AMAKUZA UNDERBURG KZN NOMANDLOVU DONNYBROOK IXOPO KZN	15	109.715	16.4572	126.1722	0
602	Dr Nkosazana Zuma Municipality	8703850122	MAGUBANE SIFISO	AMAKUZA UNDERBURG KZN NOMANDLOVU DONNYBROOK IXOPO KZN	15	109.715	16.4572	126.1722	0
603	Dr Nkosazana Zuma Municipality	8713856813	KHAMBULE NOKUTHULA	AMAKUZA UNDERBURG KZN NOMANDLOVU DONNYBROOK IXOPO KZN	15	109.715	16.4572	126.1722	0
604	Dr Nkosazana Zuma Municipality	8715152867	MTOLO BUSISIWE VICTORIA	AMAKUZA UNDERBURG KZN NOMANDLOVU DONNYBROOK IXOPO KZN	15	109.715	16.4572	126.1722	0
605	Dr Nkosazana Zuma Municipality	8723383365	TENZA NOPHOSISA GAGU ELIZABETH	AMAKUZA UNDERBURG KZN	15	109.715	16.4572	126.1722	0
606	Dr Nkosazana Zuma Municipality	8724962714	ZITHOBILE SHEZI HOMSTA	AMAKUZA UNDERBURG KZN	15	109.715	16.4572	126.1722	0
607	Dr Nkosazana Zuma Municipality	8726109011	THANDEKILE	AMAKUZA UNDERBURG KZN	15	109.715	16.4572	126.1722	0
608	Dr Nkosazana Zuma Municipality	8736264167	NDLOVU NTOKOZO	MQATSHENI UNDERBURG KZN	15	109.715	16.4572	126.1722	0
609	Dr Nkosazana Zuma Municipality	8747753972	MAJOLA BUSISIWE	MQATSHENI UNDERBURG KZN	15	109.715	16.4572	126.1722	0
610	Dr Nkosazana Zuma Municipality	8764177723	MBANJWA FIKILE	QULASHE UNDERBURG KZN	15	109.715	16.4572	126.1722	0
611	Dr Nkosazana Zuma Municipality	8768179403	MSWARA WINILE	QULASHE UNDERBURG KZN	15	109.715	16.4572	126.1722	0
612	Dr Nkosazana Zuma Municipality	8777712685	NGCOBO VELAPHI	STOFFELTON IMPENDLE KZN	15	109.715	16.4572	126.1722	0
613	Dr Nkosazana Zuma Municipality	8782004576	MBANJWA MAKHOSAZANA	AMAKUZA UNDERBURG KZN	15	109.715	16.4572	126.1722	0
614	Dr Nkosazana Zuma Municipality	8795683367	PHUNGULA ESTER	AMAKUZA UNDERBURG KZN NOMANDLOVU DONNYBROOK IXOPO KZN	15	109.715	16.4572	126.1722	0
615	Dr Nkosazana Zuma Municipality	8816995007	MEMELA THEMBILE NCOBENI DUMISILE	AMAKUZA UNDERBURG KZN NOMANDLOVU DONNYBROOK IXOPO KZN	15	109.715	16.4572	126.1722	0
616	Dr Nkosazana Zuma Municipality	8820682154	FRANCISCA	HLANGANANI S1 IXOPO CNC KZN OU	15	109.715	16.4572	126.1722	0
617	Dr Nkosazana Zuma Municipality	8832863479	RADEBE LUCY MOKOENA THOBELA	STEPMORE	15	109.715	16.4572	126.1722	0
618	Dr Nkosazana Zuma Municipality	8839617602	ANDREAS	EHLABENI BULWER KZN	15	109.715	16.4572	126.1722	0

685	Dr Nkosazana Zuma Municipality	9537223493	SHELEMBE ANGELINE THEMBEKILE	EMANGWANENI BULWER UNDERBURG KZN	15	109.715	16.4572	126.1722	0
686	Dr Nkosazana Zuma Municipality	9562660452	DUMA BAWINILE EUSTINE	MQATSHENI AREA NEAR	15	109.715	16.4572	126.1722	0
687	Dr Nkosazana Zuma Municipality	9586197858	MNGUNI HLELINGANI NGCEBELE MANELISI	MQATSHENI CLINIC AMAKHUZE UNDERBURG KZN	15	109.715	16.4572	126.1722	0
688	Dr Nkosazana Zuma Municipality	9604487966	NELSON NZIMANDE LINDIWE	AMAKHUZE UNDERBURG KZN	15	109.715	16.4572	126.1722	0
689	Dr Nkosazana Zuma Municipality	9606851274	PRECIOUS	AMAKUZA UNDERBURG KZN	15	109.715	16.4572	126.1722	0
690	Dr Nkosazana Zuma Municipality	9607287762	DLAMINI MVUMELENI SITHOLE MAUREEN	Traditional	15	109.715	16.4572	126.1722	0
691	Dr Nkosazana Zuma Municipality	9605611247	JABULILE	MQATSHENI UNDERBERG KZN XOSHEYAKHE	15	109.715	16.4572	126.1722	0
692	Dr Nkosazana Zuma Municipality	9628251732	MAPHANGA JABU	ENKELEBANTWANA PMB KZN	15	109.715	16.4572	126.1722	0
693	Dr Nkosazana Zuma Municipality	9638183417	MKHIZE MARGARET MTOLO THEMBISILE	MAHWQA UNDERBURG KZN	15	109.715	16.4572	126.1722	0
694	Dr Nkosazana Zuma Municipality	9664366213	ELIZABETH	AMAKUZA UNDERBURG KZN	15	109.715	16.4572	126.1722	0
695	Dr Nkosazana Zuma Municipality	9682724795	ZULU CURIL	HLANGANANI S1 IXOPO KZN	15	109.715	16.4572	126.1722	0
696	Dr Nkosazana Zuma Municipality	9690766303	DLAMINI MELTA BALUNGILE	AMAKUZA UNDERBURG KZN	15	109.715	16.4572	126.1722	0
697	Dr Nkosazana Zuma Municipality	9704754877	MNGUNI PHUMULILE	AMAKUZA UNDERBURG KZN HAMILVILLE AREA NEAR POST OFFICE	15	109.715	16.4572	126.1722	0
698	Dr Nkosazana Zuma Municipality	9705595303	LUSWAZI NKOSIBONILE MAMPELE NTOMBEKHAYA	AMAKUZA UNDERBURG KZN	15	109.715	16.4572	126.1722	0
699	Dr Nkosazana Zuma Municipality	9708353716	MARIET	AMAKUZA UNDERBURG KZN	15	109.715	16.4572	126.1722	0
700	Dr Nkosazana Zuma Municipality	9714161396	HLOPHE JONGOSI	SOKHELA S1 IXOPO KZN OU	15	109.715	16.4572	126.1722	0
701	Dr Nkosazana Zuma Municipality	9713641562	NDABA QUKHU VITALIS	AMAKUZA UNDERBURG KZN	15	109.715	16.4572	126.1722	0
702	Dr Nkosazana Zuma Municipality	9721333836	MABI HLAZILE HILDA MOTKOUNG CALTON	SUN CITY BULWER PMB KZN	15	109.715	16.4572	126.1722	0
703	Dr Nkosazana Zuma Municipality	9724473231	MFANYANA	MQATSHENI UNDERBURG KZN	15	109.715	16.4572	126.1722	0
704	Dr Nkosazana Zuma Municipality	9753322154	DLAMINI SIFISO PHUNGULA DUDUMO	EHLABENI BULWER KZN	15	109.715	16.4572	126.1722	0
705	Dr Nkosazana Zuma Municipality	9753757098	THOKOZILE	AMAKUZA UNDERBURG KZN	15	109.715	16.4572	126.1722	0
706	Dr Nkosazana Zuma Municipality	9754605464	PHUNGULA NKOSAZANA SOSIBO BUSELAPHI	AMAKUZA UNDERBURG KZN	15	109.715	16.4572	126.1722	0
707	Dr Nkosazana Zuma Municipality	9754928639	FLORENCE MAKHANYA PHUMLANI	AMAKUZA UNDERBURG KZN	15	109.715	16.4572	126.1722	0
708	Dr Nkosazana Zuma Municipality	9762165989	ANGELICUS	MQATSHENI UNDERBURG KZN	15	109.715	16.4572	126.1722	0
709	Dr Nkosazana Zuma Municipality	9768619336	MNDALI BUKISILE	AMAKUZA UNDERBURG KZN	15	109.715	16.4572	126.1722	0
710	Dr Nkosazana Zuma Municipality	9769989761	DUMA JOSEPH DLAMINI ELIZABETH	MQATSHENI UNDERBURG KZN	15	109.715	16.4572	126.1722	0
711	Dr Nkosazana Zuma Municipality	9785625711	HLENGIWE DLAMINI MHLAKAZA	AMAKUZA UNDERBURG KZN	15	109.715	16.4572	126.1722	0
712	Dr Nkosazana Zuma Municipality	9788048820	PATRICK	AMAKUZA UNDERBURG KZN	15	109.715	16.4572	126.1722	0
713	Dr Nkosazana Zuma Municipality	9790075394	PHUNGULA VALELENI MNGUNI BANCAMILE	AMAKUZA UNDERBURG KZN	15	109.715	16.4572	126.1722	0
714	Dr Nkosazana Zuma Municipality	9792198729	OCTAVIA	AMAKHUZE UNDERBURG KZN	15	109.715	16.4572	126.1722	0
715	Dr Nkosazana Zuma Municipality	9792814283	PHUNGULA BUZELENI LANGA LETHANI	AMAKUZA UNDERBURG KZN	15	109.715	16.4572	126.1722	0
716	Dr Nkosazana Zuma Municipality	9794956064	BAKHOMBISE	AMAKUZA UNDERBURG KZN NOMANDLOVU DONNYBROOK IXOPO KZN	15	109.715	16.4572	126.1722	0
717	Dr Nkosazana Zuma Municipality	9801121495	DLAMINI SNENHLANHLA	AMAKUZA UNDERBURG KZN	15	109.715	16.4572	126.1722	0
718	Dr Nkosazana Zuma Municipality	9816202741	MJWAHA THOKO ADELINE	AMAKUZA UNDERBURG KZN	15	109.715	16.4572	126.1722	0
719	Dr Nkosazana Zuma Municipality	9821930497	NDLOVU NOMAGUGU UNICE	AMAKUZA UNDERBURG KZN	15	109.715	16.4572	126.1722	0
720	Dr Nkosazana Zuma Municipality	9832874162	JILI FARAI	DAYISABULWERKZN NOMANDLOVU DONNYBROOK IXOPO KZN	15	109.715	16.4572	126.1722	0
721	Dr Nkosazana Zuma Municipality	9848224189	MDLADLA BAJAHENI	AMAKUZA UNDERBURG KZN	15	109.715	16.4572	126.1722	0
722	Dr Nkosazana Zuma Municipality	9848478875	MJWARA SANAH	AMAKUZA UNDERBURG KZN	15	109.715	16.4572	126.1722	0
723	Dr Nkosazana Zuma Municipality	9855520283	MNGUNI DELISANI MNGUNI MNCANE	AMAKHUZE UNDERBURG KZN	15	109.715	16.4572	126.1722	0
724	Dr Nkosazana Zuma Municipality	9859023620	MAZITHATHELE	AMAKHUZE UNDERBURG KZN	15	109.715	16.4572	126.1722	0
725	Dr Nkosazana Zuma Municipality	9859360378	MEMELA NTOMBIFIKILE	MQATSHENI UNDERBURG KZN	15	109.715	16.4572	126.1722	0
726	Dr Nkosazana Zuma Municipality	9875756538	MJWARA NELISILE	MQATSHENI UNDERBURG KZN	15	109.715	16.4572	126.1722	0
727	Dr Nkosazana Zuma Municipality	9894571419	NDHLOVU REGINAH BOTSI	MQATSHENI UNDERBURG KZN	15	109.715	16.4572	126.1722	0
728	Dr Nkosazana Zuma Municipality	9904986757	NGCEMU GETRUDE JAMA MCUPHENI	MQATSHENI UNDERBURG KZN	15	109.715	16.4572	126.1722	0
729	Dr Nkosazana Zuma Municipality	9913052772	MTHEMBENI MEMELA MUZIWANELE	AMAKUZA UNDERBURG KZN	15	109.715	16.4572	126.1722	0
730	Dr Nkosazana Zuma Municipality	9913381657	DENNIS MEMELA MUZIWANELE	AMAKHUZE UNDERBURG KZN	15	109.715	16.4572	126.1722	0
731	Dr Nkosazana Zuma Municipality	9913381657	DENNIS	AMAKHUZE UNDERBURG KZN NOMANDLOVU DONNYBROOK IXOPO KZN	15	109.715	16.4572	126.1722	0
732	Dr Nkosazana Zuma Municipality	9925775105	VEZI ZANDILE CYNTHIA NZIMANDE THOMAS	AMAKHUZE UNDERBURG KZN	15	109.715	16.4572	126.1722	0
733	Dr Nkosazana Zuma Municipality	9943761494	SIYABONGA	AMAKHUZE UNDERBURG KZN	15	109.715	16.4572	126.1722	0
734	Dr Nkosazana Zuma Municipality	9956656529	CHANGWE SABANI	NOMHOJANA UNDERBERG KZN	15	109.715	16.4572	126.1722	0
735	Dr Nkosazana Zuma Municipality	9959943774	LINDENI THULISILE	NOMHOJANA UNDERBERG KZN	15	109.715	16.4572	126.1722	0
736	Dr Nkosazana Zuma Municipality	9966476316	NSINDANE QHAMUKILE	NOMHOJANA UNDERBERG KZN	15	109.715	16.4572	126.1722	0
737	Dr Nkosazana Zuma Municipality	9965354777	NZIMANDE GONONDO	NOMHOJANA UNDERBERG KZN	15	109.715	16.4572	126.1722	0
738	Dr Nkosazana Zuma Municipality	9968922508	DLAMINI LILINALE LUSWAZI NONHLANHLA	NOMHOJANA UNDERBERG KZN BHIDLA BULWER KZN	15	109.715	16.4572	126.1722	0
739	Dr Nkosazana Zuma Municipality	9969184966	JOYCE	Brick House	15	109.715	16.4572	126.1722	0
740	Dr Nkosazana Zuma Municipality	9976351662	DLANGISA NTOMBIFUTHI	KWAPITELA UNDERBURG KZN	15	109.715	16.4572	126.1722	0
741	Dr Nkosazana Zuma Municipality	9984023317	KHUBONE VEZUMUSA	TRADITIONAL HOUSE	15	109.715	16.4572	126.1722	0
742	Dr Nkosazana Zuma Municipality	9992441192	ZONDI THELELENI	MAFOHLA	15	109.715	16.4572	126.1722	0
743	Dr Nkosazana Zuma Municipality	9993377496	MOLEFE J	HOUSE	15	109.715	16.4572	126.1722	0

ASSET MANAGEMENT REPORT AS AT 31 DECEMBER 2025

AUTHOR : Chief Financial Officer
1ST LEVEL : MANCO
2ND LEVEL : FINANCE COMMITTEE
3RD LEVEL : EXCO
4TH LEVEL : COUNCIL

1. PURPOSE

To report to the Committee and Council on the Asset management status and activities

2. LEGAL/STATUTORY REQUIREMENTS

- MFMA Act No.56 of 2003
- Asset management and disposal policy

3. BACKGROUND AND REASONING

Dr Nkosazana Dlamini-Zuma Local Municipality is required to ensure the effective and efficient control, utilization, safeguarding and management of Dr Nkosazana Dlamini Zuma Local Municipality's movable and immovable assets and to ensure proper recording of assets from authorisation to acquisition and subsequent disposal.

4. FINANCIAL IMPLICATIONS

This report outlines the financial performance and impact for Dr Nkosazana Dlamini-Zuma Local Municipality for the 2025/26 financial year, for the period ending 31 December 2025, as well as the financial position as at 31 December 2025. No additional financial implications for the municipality are expected.

DR NKOSAZANA DLAMINI ZUMA MUNICIPALITY FIXED ASSET REGISTER LEAD-SCHEDULE ANALYSIS OF PROPERTY PLANT AND EQUIPMENT, INTANGIBLE ASSETS AND INVESTMENT PROPERTY AS AT 31 DECEMBER 2023																		
Asset category	Class segment	Cost						Accumulated depreciation and impairment losses										Carrying Value
		Opening Balances	Correction of Prior year error	Additions	Additions WIP	Disposal/transfers	Closing Balance	Opening Balance Accumulated Depreciation	Adjustment	Depreciation for the year	Closing Balance Accumulated depreciation	Opening Balance Accumulated Impairment	Impairment	Closing Balance Acc Impairment	Written Off/sold	Closing Balance		
		R	R	R	R	R	R	R	R	R	R	R	R	R	R	R	R	R
Infrastructure		328 553 537	-	-	-	-	328 553 537	158 691 054	-	14 017 607	172 708 711	-	-	-	-	-	172 708 711	155 844 826
	Trading Services	1 620 929	-	-	-	-	1 620 929	549 030	-	79 124	628 153	-	-	-	-	-	628 153	992 776
	Economic and environmental services	326 932 607	-	-	-	-	326 932 607	158 142 024	-	13 938 533	172 080 558	-	-	-	-	-	172 080 558	154 852 050
Community Assets		341 220 484	-	-	-	-	341 220 484	74 508 967	-	6 266 406	80 775 373	-	3 313 422	-	3 313 422	-	84 088 795	257 131 089
	Community and public safety	324 527 115	-	-	-	-	324 527 115	64 154 837	-	5 785 837	69 940 675	-	1 074 885	-	1 074 885	-	71 015 560	253 511 555
	Trading Services	8 410 544	-	-	-	-	8 410 544	5 303 923	-	190 805	5 494 728	-	2 230 760	-	2 230 760	-	7 725 487	685 056
Machinery and equipment		16 294 453	-	275 000,00	-	-	16 569 453	7 543 007	-	692 220	8 235 236	-	18 594	-	18 594	-	8 253 830	8 315 622,88
	Community and public safety	3 427 585	-	275 000,00	-	-	3 702 585	1 347 715	-	463 814	1 811 529	-	0	-	0	-	1 811 529	1 891 056
	Economic and environmental services	11 089 398	-	-	-	-	11 089 398	5 465 803	-	228 406	5 465 803	-	18 573	-	18 573	-	5 484 376	5 605 022
Transport		63 771 013	-	2 016 229,70	-	-	65 787 243	27 262 247	-	3 197 177	30 459 424	-	485 111	-	485 111	-	30 944 535	34 842 708
	Community and public safety	32 337 366	-	-	-	-	32 337 366	14 469 303	-	1 419 610	15 888 913	-	475 734	-	475 734	-	16 364 647	15 972 719
	Economic and environmental services	22 282 491	-	-	-	-	22 282 491	8 522 362	-	1 261 110	9 783 472	-	-	-	-	-	9 783 472	12 499 018
Furniture and Office Equipment		12 565 090	-	375 286,05	-	-	12 940 376	7 159 701	-	627 123	7 786 824	-	16 464	-	16 464	-	7 803 288	5 137 088
	Community and public safety	6 634 091	-	154 771,77	-	-	6 788 863	3 522 907	-	312 633	3 835 539	-	-	-	-	-	3 835 539	2 963 123
	Economic and environmental services	788 781	-	95 504,44	-	-	884 285	385 936	-	41 533	427 469	-	39	-	39	-	427 508	456 777
Leased Assets		740 364	-	-	-	-	740 364	737 060	-	3 303	740 364	-	-	-	-	-	740 364	-
	Community and public safety	-	-	-	-	-	-	-	-	-	-	-	-	-	-	-	-	-
	Economic and environmental services	-	-	-	-	-	-	-	-	-	-	-	-	-	-	-	-	-
Computer equipment		9 869 946	-	427 968,21	-	-	10 297 914	5 854 049	-	557 747	6 411 796	-	55 983	-	55 983	-	6 467 779	3 821 135
	Community and public safety	2 453 054	-	33 600,00	-	-	2 486 654	1 245 028	-	177 474	1 422 502	-	-	-	-	-	1 422 502	1 064 152
	Economic and environmental services	974 074	-	96 915,60	-	-	1 070 990	621 491	-	60 853	682 344	-	-	-	-	-	682 344	388 646
Buildings (Other)		59 927 271	-	43 774,00	-	-	59 971 045	11 885 931	-	1 229 817	13 115 747	-	-	-	-	-	13 115 747	46 855 297
	Economic and environmental services	21 163 278	-	-	-	-	21 163 278	1 786 045	-	67 883	1 853 927	-	-	-	-	-	1 853 927	19 309 350
	Community and public safety	2 634 936	-	-	-	-	2 634 936	969 199	-	400 916	1 370 130	-	-	-	-	-	1 370 130	1 264 806
Land (Other)		13 538 101	-	-	-	-	13 538 101	-	-	-	-	-	-	-	-	-	-	13 538 101
	Government and administration	13 538 101	-	-	-	-	13 538 101	-	-	-	-	-	-	-	-	-	-	13 538 101
	Community and public safety	10 966 130	-	17 362 641,94	-	-	28 328 771	-	-	-	-	-	-	-	-	-	-	28 328 771
Work in progress		10 364 423	-	-	-	-	10 364 423	5 842 286,55	-	-	-	-	-	-	-	-	-	16 206 710
	Economic and environmental services	10 364 423	-	-	-	-	10 364 423	5 842 286,55	-	-	-	-	-	-	-	-	-	16 206 710
	Community and public safety	104 350	-	11 520 355,39	-	-	11 624 705	-	-	-	-	-	-	-	-	-	-	11 624 705
Buildings (Other)		497 356	-	-	-	-	497 356	-	-	-	-	-	-	-	-	-	-	497 356
	Community and public safety	497 356	-	-	-	-	497 356	-	-	-	-	-	-	-	-	-	-	497 356
	Government and administration	-	-	-	-	-	-	-	-	-	-	-	-	-	-	-	-	-
		857 437 388	-	20 500 899,90	-	-	877 938 288	293 642 015	-	26 591 460	320 233 475	-	3 889 574	-	3 889 574	-	324 123 050	553 815 238
Intangible assets		4 183 270	-	432 343,70	-	-	4 615 614	3 437 699	-	513 436	3 951 135	-	-	-	-	-	3 951 135	664 479
	Community and public safety	94 285	-	-	-	-	94 285	80 418	-	-	80 418	-	-	-	-	-	80 418	13 867
	Economic and environmental services	4 566	-	-	-	-	4 566	4 566	-	-	4 566	-	-	-	-	-	4 566	600 612
Intangible assets		4 084 419	-	433 343,70	-	-	4 517 763	3 352 715	-	513 436	3 866 150	-	-	-	-	-	3 866 150	650 612
	Government and administration	4 084 419	-	433 343,70	-	-	4 517 763	3 352 715	-	513 436	3 866 150	-	-	-	-	-	3 866 150	650 612
	Community and public safety	-	-	-	-	-	-	-	-	-	-	-	-	-	-	-	-	-
Investment Assets		30 780 000	-	-	-	-	30 780 000	-	-	-	-	-	-	-	-	-	-	30 780 000
	Government and administration	30 780 000	-	-	-	-	30 780 000	-	-	-	-	-	-	-	-	-	-	30 780 000
GRAND TOTAL NCV		892 400 658	-	20 933 243,60	-	-	913 333 902	297 079 714	-	27 104 896	324 184 610	-	3 889 574	-	3 889 574	-	328 074 185	585 259 717

5. TAKE AWAY ON PLANNED AND ONGOING ACTIVITIES

The municipality has non-current assets to the value of R 585 259 717 as at 31 December 2025 with the split presented in the table above, this indicated the level of long term investment in the municipality's assets.

The municipality acquired assets for the period 1 July 2025 to date amounting to R 20 933 243,60 . These amounts are classified as per the generally recognised accounting practise and municipal asset management and disposal policy as adopted by council.

With the inclusion of non-current assets acquired during this current year depreciation is calculated at R 27 104 896. This reflects how much of the asset's value has been used up over the ordinary course of business for the year.

A complete asset verification is being conducted involving all municipal departments and end-users in line with the verification plan, with results to be factored into the year-end reporting, annual financial statement preparation and basis for future budgeting.

The table reflects expenditure by asset class of repairs and maintenance. The table is compiled after reviewing transactions that occurred during the period to ensure that the information presented is accurate, valid and complete.

Expenditure line item	Classification	R
Repairs and Maintenance	Community assets	3 605 940.49
Repairs and Maintenance	Office Buildings	839 217,00
Repairs and Maintenance	Plant and Equipment	83 260,00
Repairs and Maintenance	Roads	2 411 400,00
Repairs and Maintenance	Vehicles	2 886 445,12
Repairs and Maintenance	Computer Equipment	
Total		9 826 262,61

6. RECOMMENDATION

That this report be noted by the Committees and Council.

DEBTORS AND REVENUE MANAGEMENT REPORT AS AT 31 DECEMBER 2025

1. **AUTHOR** Chief Financial Officer

1ST LEVEL : MANCO

2ND LEVEL : FINANCE COMMITTEE

3RD LEVEL : EXCO

4TH LEVEL : COUNCIL

2. **PURPOSE:**

To report to the Committee and Council on the revenue and debtors' management.

3. **LEGAL/STATUTORY REQUIREMENTS:**

- MFMA Act No.56 of 2003
- Credit control and debt collection policy

4. **BACKGROUND AND REASONING:**

Dr Nkosazana Dlamini Zuma Municipality council must ensure that all money which is due and payable to the council is collected and for this purpose has adopted the credit control policy and debt collected policy consistent with its tariffs and complying with the provisions of the relevant legislation.

5. **ANNEXURES**

- 5.1 Age Analysis as at 31 December 2025
 5.2 Report on collection rate as at 31 December 2025
 5.3 Debt Collection and data cleansing as at 31 December 2025
 5.4 Revenue Enhancement Strategy as at 31 December 2025

6. **FINANCIAL IMPLICATIONS:**

This report outlines the financial performance of the debtors and revenue management unit for the Dr Nkosazana Dlamini-Zuma Local Municipality for the 2025/26 financial year for the period ending 31 December 2025. The report is tabled in compliance with Section 71 of the MFMA and has no additional financial implications for the municipality.

7. **RECOMMENDATION:**

It is recommended that:

- The Committees and Council note the contents of this Debtors and Revenue Management Report for the period ending 31 December 2025, including the annexed documents on age analysis, collection rate, debt collection efforts, and the revenue enhancement strategy
- The report be approved for distribution to internal and relevant external stakeholders to Strengthen collaborative efforts in debt collection and revenue enhancement and to encourage shared responsibility and accountability in the implementation of the municipal Credit Control and Debt Collection Policy with provincial and national departments.

REPORT ON DEBTORS AGE ANALYSIS

As at 31 December 2025

The total debtors' book for the municipality stood at R135 053 072.24 as at 31 December 2025. This reflects an increase of 1.9% compared to the previous month, indicating that while collection efforts are ongoing, new debt continues to accumulate.

Debtors' balance as at	Amount
Dr Nkosazana Dlamini Zuma Municipality - July 2025	R127 085 687.97
Dr Nkosazana Dlamini Zuma Municipality - August 2025	R127 654 553.81
Dr Nkosazana Dlamini Zuma Municipality – September 2025	R129 083 189.94
Dr Nkosazana Dlamini Zuma Municipality – October 2025	R131 026 412.25
Dr Nkosazana Dlamini Zuma Municipality – November 2025	R132 515 366.21
Dr Nkosazana Dlamini Zuma Municipality – December 2025	R135 053 072.24

REPORT ON INDIGENT MANAGEMENT

As at 31 December 2025

For the month of December 2025, the municipality supported 736 registered indigent households, with an amount of R92 862.74 disbursed toward Free Basic Electricity (FBE). The effective implementation of the indigent support policy remains a key instrument in providing relief to the most vulnerable and ensuring equitable access to basic services.

Period	Number of Indigents beneficiaries for the period	Amount paid by municipality for the period
Dr NDZLM - July 2025	596 Beneficiaries	R75 108.92
Dr NDZLM – August 2025	622 Beneficiaries	R78 479.11

Dr NDZLM – September 2025	626 Beneficiaries	R79 109.97
Dr NDZLM – October 2025	743 Beneficiaries	R93 745.94
Dr NDZLM – November 2025	682 Beneficiaries	R86 049.44
Dr NDZLM – December 2025	736 Beneficiaries	R92 862.74

REPORT ON TRAFFIC FINES

As at 31 December 2025

Traffic fine collections continue to present a challenge, although efforts to improve recovery rates are ongoing. For December 2025:

- The total value of notices issued remains significant, but the traffic fines collection rate has improved modestly, now standing at 8.4%, reflecting positive outcomes from the revised enforcement and collection strategies recently introduced.
- The phased in introduction of Administrative Adjudication of Road Traffic Offences Act(AARTO) presents threat to municipal traffic fine revenue line and impairs the collectability of existing traffics fines.

MONTHS	AMOUNT FOR NOTICES ISSUED	AMOUNT RECEIVED
Dr Nkosazana Dlamini Zuma Municipality July 2025	R70 100.00	R9 750.00
Dr Nkosazana Dlamini Zuma Municipality August 2025	R65 000.00	R3 300.00
Dr Nkosazana Dlamini Zuma Municipality September 2025	R81 400.00	R3 000.00
Dr Nkosazana Dlamini Zuma Municipality October 2025	R52 200.00	R6 000.00
Dr Nkosazana Dlamini Zuma Municipality November 2025	R90 800.00	R4 450.00
Dr Nkosazana Dlamini Zuma Municipality December 2025	R91 350.00	R11 400.00
TOTAL	R450 850.00	R37 900.00

REPORT ON ANIMAL POUNDS

As at 31 December 2025

During the reporting period, the Municipality continued to operate animal pounds in both Himeville and Creighton. Captured and impounded livestock statistics were systematically recorded and monitored. These pound services play a critical role in managing stray livestock, promoting road and public safety, and supporting compliance with municipal by-laws.

The table below reflects the financial impact of pound operations over the period under review, highlighting revenue generated from impound fees and related activities.

MONTHS	HIMEVILLE ANIMAL POUND	CREIGHTON ANIMAL POUND	TOTAL
Dr NDZLM – July 2025	R12 391.35	R7 093.92	R19 485.27
Dr NDZLM – August 2025	R16 179.00	R12 041.92	R28 220.91
Dr NDZLM – September 2025	R3 680.00	R31 316.60	R34 996.60
Dr NDZLM – October 2025	R15 000.00	R18 744.44	R33 744.44
Dr NDZLM – November 2025	R11 999.67	R8 450.56	R20 450.23
Dr NDZLM – December 2025	R4 163.51	R1 121.74	R5 285.25
TOTAL	R63 413.53	R78 769.18	R142 182.71

REPORT ON QUERIES (CUSTOMER CARE)

As at 31 December 2025

During the month of December 2025, the Customer Care Unit continued to enhance the efficient handling of rates clearance-related requests, which in turn supports revenue enhancement by accelerating the finalisation of property transactions and reducing outstanding balances on rates accounts. The following results will be presented below to demonstrate progress in this area:

MONTHS	NUMBER OF RCC RECEIVED	RCC FIGURES ISSUED	NUMBER OF RCC ISSUED
Dr Nkosazana Dlamini Zuma Municipality July 2025	8 RCC applications	11 RCC figures issued	9 RCC issued
Dr Nkosazana Dlamini Zuma Municipality August 2025	8 RCC applications	8 RCC figures issued	28 RCC issued
Dr Nkosazana Dlamini Zuma Municipality September 2025	18 RCC applications	2 RCC figures issued	19 RCC issued
Dr Nkosazana Dlamini Zuma Municipality October 2025	19 RCC applications	3 RCC figures issued	20 RCC issued
Dr Nkosazana Dlamini Zuma Municipality November 2025	4 RCC applications	3 RCC figures issued	6 RCC issued
Dr Nkosazana Dlamini Zuma Municipality December 2025	10 RCC applications	9 RCC figures issued	5 RCC issued

REPORT ON DATA CLEANSING

As at 31 December 2025

The customer care and data integrity remains central to revenue management. Ongoing data cleansing efforts are included in the table below. These activities are crucial in ensuring that billing data is current and accurate, and they contribute to improved customer service and enhanced revenue assurance.

Activities	2025/07/3 1	2025/08/3 1	2025/09/3 0	2025/10/3 1	2025/11/3 0	2025/12/3 1
Billing Journals processed	5	11	7	4	16	3
Transfer Journals processed	18	12	7	11	10	8
Account Transfer Transactions performed	12	11	7	15	10	10
queries via email and attended to	16	15	20	20	12	7
Copies of invoices emailed	0	0	0	0	0	0
Change of Ownerships processed	12	11	7	15	15	10
Manual receipts captured	0	0	0	0	0	0
General Valuation updates performed	2	5	1	7	6	0
General customer information updates	5	0	11	0	0	0
Pension rebate applications received	12	0	1	0	0	1
Public Benefit Organisation Rebate applications processed	0	0	0	0	0	0
Tourism rebate applications processed	1	0	1	0	1	0
Manually issued Rates Clearance Certificate	2	1	4	2	0	1

REPORT ON THE AGE ANALYSIS

Below is the age analysis of debtors as at 31 December 2025, indicating the municipality's exposure across revenue streams by source service charges, rental income, sundry accounts, rates, and traffic fines and by customer group.

Debtors Age Analysis by Income Group	Current	0-30 Days	30-60 Days	60-90 Days	90-120 Days	Older than 120 Days	Total
RATES	(94 299.00)	3 608 203.14	2 715 976.35	2 296 008.94	2 231 242.24	109 473 392.44	120 230 524.11
REFUSE	(997.85)	420652.43	293433.49	254866.14	230284.93	13085738.91	14 283 978.05
RENT	(97 362.94)	103472.53	101612.77	92712.45	93629.08	4117720.48	4 411 784.37
TRAFFIC FINES		79 950.00	86 350.00	46 200.00	78 400.00	1 446 650.00	1 737 550.00
SUNDRY						21 900.59	21 900.59
Total	(192 659.79)	4 212 278.10	3 197 372.61	2 689 787.53	2 633 556.25	128 145 402.42	140 685 737.12
Debtors Age Analysis by Customer Group							
Government	(5 079.27)	1 045 481.97	987 545.72	974 718.75	987 695.21	42 533 964.91	46 524 327.29
Business	-	455 247.92	347 705.40	285 753.87	277 984.80	13 226 472.06	14 593 184.05
Households	(165 802.52)	1 923 729.17	1 305 716.43	990 604.36	946 628.36	48 497 032.05	53 497 907.85
Agriculture	(21 778.00)	746 746.13	518 696.21	401 860.21	383 887.70	20 167 706.02	22 197 118.27
Other	-	41 072.91	37 708.85	36 850.34	37 360.18	3 720 227.38	3 873 219.66
Total by Customer group	(192 659.79)	4 212 278.10	3 197 372.61	2 689 787.53	2 633 556.25	128 145 402.42	140 685 737.12

REPORT ON COLLECTION RATES - Annexure 5.2

As at 31 December 2025, the municipality recorded a collection rate of 65.91% for the 2025/2026 financial year. A total of R5.4 million was billed, with R3 million received for the period. Rates income amounted to R4.7 million, of which R2.6 million was collected. The closing balance increased to R135 million from an opening of R133 million, reflecting ongoing billing and collection activity.

COLLECTION RATES 2025-2026

Category	2025/07/31		2025/08/31		2025/09/30		2025/10/31		2025/11/30		2025/12/31	
	Raised	Received	Raised	Received	Raised	Received	Raised	Received	Raised	Received	Raised	Received
RAT01: RESIDENTIAL PROPERTIES	906 047.46	- 402 972.91	1 039 082.59	- 779 442.47	1 045 847.26	- 883 647.69	1 056 587.46	-1 018 933.39	906 132.93	- 846 939.92	1 055 763.84	- 910 422.04
RAT02: BUSINESS, COMMERCIAL, INDUSTRIAL PROPERTIES	771 667.28	- 891 904.17	898 210.37	- 792 754.52	905 644.89	- 788 142.79	904 911.63	- 730 075.32	827 878.21	- 550 736.49	924 577.24	- 501 487.33
RAT03: AGRICULTURAL PROPERTIES	1 050 430.81	- 972 802.58	1 231 299.36	-1 902 264.82	1 259 498.50	-1 205 773.51	1 286 134.10	-1 075 855.36	1 108 046.03	-1 065 602.57	1 289 906.58	- 808 720.16
RAT04: PUBLIC SERVICE PURPOSES	941 048.48	- 48 350.62	1 184 796.23	- 20 731.43	1 190 537.45	- 13 467.00	1 200 676.24	- 38 993.80	941 048.48	- 13 467.00	1 223 654.57	- 109 221.72
RAT05: PUBLIC SERVICE INFRASTRUCTURE	-	-	-	-	-	-	-	-	-	-	-	-
RAT06: PUBLIC BENEFIT ORGANISATION	3 220.80	- 544.16	2 304.14	- 566.66	2 304.14	- 4 741.66	2 304.14	- 566.66	2 304.14	- 4 166.66	2 304.14	- 566.66
RAT11: TOURISM URBAN												
RAT12: VACANT LAND	150 827.90	- 133 660.12	220 197.38	- 122 352.20	220 756.47	- 136 553.07	221 076.26	- 107 953.34	151 752.12	- 106 700.29	216 419.27	- 261 210.67
REFUSE	406 037.94	- 338 274.00	415 678.68	- 275 130.81	418 468.82	- 277 207.58	415 793.31	- 362 934.83	466 057.45	- 339 096.36	476 891.52	- 295 658.87
Value added tax(refuse)	60 905.69	- 50 741.10	62 351.80	- 41 269.62	62 770.32	- 41 581.14	62 369.00	- 54 440.22	69 908.62	- 50 864.45	71 533.73	- 44 348.83
RENTAL	94 365.10	- 660 802.35	141 227.46	- 27 456.62	94 365.10	- 27 223.34	120 550.92	- 125 062.40	109 128.92	- 31 571.24	135 211.38	- 31 571.24
Value added tax(rental)	14 154.77	- 99 120.35	21 184.12	- 4 118.49	14 154.77	- 4 083.50	18 082.64	- 18 759.36	16 369.34	- 4 735.69	20 281.71	- 4 735.69
SUNDRIES	-	-	-	-	-	-	-	-	-	-	-	-
Value added tax(sundries)	-	-	-	-	-	-	-	-	-	-	-	-
Total Incl	4 398 706.23	-3 599 172.36	5 216 332.13	-3 966 087.64	5 214 347.72	-3 382 421.28	5 288 485.69	-3 533 574.68	4 598 626.24	-3 013 880.67	5 416 543.98	-2 967 943.21
Total VAT	75 060.46	- 149 861.45	83 535.92	- 45 388.11	76 925.09	- 45 664.64	80 451.63	- 73 199.58	86 277.96	- 55 600.14	91 815.44	- 49 084.52
Total Excl	4 323 645.77	-3 449 310.91	5 132 796.21	-3 920 699.53	5 137 422.63	-3 336 756.64	5 208 034.06	-3 460 375.10	4 512 348.28	-2 958 280.53	5 324 728.54	-2 918 858.69
Total Rates	3 823 242.73	-2 450 234.56	4 575 890.07	-3 618 112.10	4 624 588.71	-3 032 325.72	4 671 689.83	-2 972 377.87	3 937 161.91	-2 587 612.93	4 712 625.64	-2 591 628.58

Total Services	575 463.50	- 1 148 937.80	640 442.06	- 347 975.54	589 759.01	- 350 095.56	616 795.86	- 561 196.81	661 464.33	- 426 267.74	703 918.34	- 376 314.63
Total Services Excl	500 403.04	- 999 076.35	556 906.14	- 302 587.43	512 833.92	- 304 430.92	536 344.23	- 487 997.23	575 186.37	- 370 667.60	612 102.90	- 327 230.11
Opening Balance	R124 781 393.21		R124 781 393.21		R124 781 393.21		R124 781 393.21		R124 781 393.21		R124 781 393.21	
Closing Balance	R127 085 687.97		R128 335 932.46		R130 167 858.90		R131 922 769.91		R133 507 515.47		R135 956 116.24	
Collection Rates	47.61%		63.03%		71.00%		68.96%		64.70%		65.91%	



Main
Street
Creighton,
3263

P.O Box
62Creighton

3263

Phone: +27 39 833 1038
Fax: +27 39 833 1179
Email: mailbox@ndz.gov.za

www.ndz.gov.za

A Better Place for All

31 DECEMBER 2025

5 .3 DEBT COLLECTION REPORT

Debtors Age Analysis by Customer Group	December 2025
Government	46,524,327.29
Business/ Agriculture	36,790,282.32
Households	53,497,907.85
Other	3,873,219.66
Total by Customer group	140,685,737.40

- **Activities to be done to collect overdue amounts per customer group (Business, Households and Agriculture).**
 - Data cleansing will be done to update customer contact information such as contact details, emails etc...
 - Calling customers with an outstanding balance of more than 60days, reminding them of the total due and when we can expect payment.
 - Site visits will be done to hand deliver, Letters of final demands and latest customer statements. Informing customers to settle the account in full or come in for payment arrangement within 7 days.
 - Once all internal collection processes have been exhausted, debtor will be handed over to municipal attorney.

- **Monthly payments arrangements report 31 December 2025**

Account	Name	Balance	Payment	Comment
128975	John albert trust-trust	205,507.72	11,500.00	Up to date
123885	DM Watson	14,708.55	777.75	Up to date
246795	Old inchagarth trust	97,504.11	7,732.39	Up to date
123875	DM Watson	62,802.38	5,057.26	Up to date
115315	Delabre Trust trustee	56,282.55	4,601.50	Up to date
30061424	Ramcharan Tru	40,980.79	-	Two months behind
173755	Mr Sikhakhane	176,500.31	11,400	Up to date
254175	Mr S.E Accuts	36,430.75	-	One month behind
34265	Mohsin Mehmud	121,534.66	5000.00	Up to date
263325	Malachite Manor	65,775.08	8200.00	Up to date
266152	Mr M.J Brender A Brandis	78,775.63	4,300.00	Up to date
128775	Houston store	58,047.76	8,391.50	One month behind
54982	Rg Leahy Russ	-	5,344.66	Account paid in full
Total		1,014,850.29	72,305.06	

- **Customer's currently negotiating payment arrangements.**

	Name	Balance	Payment
107035	Bank Trust-Trustees	414,833.77	-
Total		414,833.77	-

- **Activities to be done to collect outstanding amounts on Government accounts.**
 - Physical verification will be done for all unverified Ingonyama trust properties that are billing monthly, to verify land use and as to which department is liable for monthly rates
 - Department Provincial Public works have changed back to annual invoices; a payment of R 47,877.36 was received for the month of December 2025.
 - Department of National Public works have paid some of the invoices and we are waiting for the outstanding amount.
 - Department Rural Development: have paid an amount of R 110 000.00 in the month of November 2025. The department has paid in full.
- **Other Debtors**
 - Letters of demand will be drafted and hand delivered for all other debtors, notifying them of the amount owed and to come forward to make necessary payment arrangement with the municipality.
 - Once all internal collection processes have been exhausted, debtor will be handed over to municipal attorney.
- **Returned post and customer with no payment on account since change of ownership**
 - For the month of December 2025, 6 customer contact information such as contact number, email and postal were updated on Samras and their accounts also added to monthly emailing of statement.
 - 4 bounced statement emails were corrected from the monthly report.

- Progress report on handed over accounts for the Month of December 2025
MHRB ATTORNEYS

Client Reference	Name	Current Balance	Current Status	Comments	Last Paid Amount
30063103	JUSTIN BOETTIGER	R 75,468.69	Callcenter Process/RPC	Email and sms has been sent Sec 118 Letters	R -
254755	COLIN CANHAM	R 196,592.69	Callcenter Process/RPC	Email and sms has been sent Sec 118 Letters	R -
97485	P&N BATEMAN & PRIOR	R 177,325.63	PTP Unpaid	Debtor have an active arrangement promise to pay Monthly	R 5,000.00
34055	RS BARNES	R 138,217.91	Callcenter Process/RPC	Email and sms has been sent Sec 118 Letters	R -
107105	GOXHILL FARM(PTY)LTD	R 370,627.41	PTP Unpaid	Debtor have an active arrangement promise to pay Monthly	R 6,262.08
264685	MH FOURIE	R 178,953.05	PTP Unpaid	Debtor have an active arrangement promise to pay Monthly	R 71,000.00
107035	BANKS TRUST-TRUSTEES	R 312,945.28	PTP Unpaid	Debtor have an active arrangement promise to pay Monthly	R 15,000.00
173175	BK EKEROLD	R 240,181.82	No answer	Account at the tracing department for more information	R -
26495	MR M MATLAKALA	R 125,625.72	PTP Unpaid	Debtor have an active arrangement promise to pay Monthly	R 1,500.00
233595	MR S.M VISAGIE	R 277,535.19	Callcenter Process/RPC	Email and sms has been sent Sec 118 Letters	R -
30059306	MR S.J STEVENS	R 57,209.81	To be traced	Account at the tracing department for more information	R -
262195	MS GRP MOOR	R 514,404.24	Callcenter Process/RPC	Email and sms has been sent Sec 118 Letters	R -
84205	ROCKY MOUNTAIN LOADGE cc	R 473,840.51	Callcenter Process/RPC	Email and sms has been sent Sec 118 Letters	R -
246235	MR CH MAJOR	R 353,571.77	Callcenter Process/RPC	Email and sms has been sent Sec 118 Letters	R -
30058491	THOMAS NEIL/SHELL CASE 110 PROPRIETARY LTD	R 263,941.61	Callcenter Process/RPC	Email and sms has been sent Sec 118 Letters	R -
30059849	MR KM MCDONAGH	R 252,215.30	Callcenter Process/RPC	Email and sms has been sent Sec 118 Letters	R -
97445	MR/MRS TP&MN MLAMBO	R 149,586.19	Callcenter Process/RPC	Email and sms has been sent Sec 118 Letters	R -
30055852	MR/MRS AJ &SC & DC Watson	R 120,155.05	Callcenter Process/RPC	Email and sms has been sent Sec 118 Letters	R -
34265	Earcam one Investm	R 107,422.57	PTP Unpaid	Debtor have an active arrangement promise to pay Monthly	R 10,000.00
30063897	Fathima Vanda/Sheriff Brokerage(PTY)LTD	R 113,200.16	Promise to pay	Debtor was given a settlment amount	R -
30061998	Nsika Trust	R 111,320.34	To be traced	Account at the tracing department for more information	R -
115335	Mr Litch Lamb/Ted BAR FARMS PTY LTD	R 93,690.90	Callcenter Process/RPC	Email and sms has been sent Sec 118 Letters	R -
259725	MR/MRS PM &RW THORN	R 84,010.85	Callcenter Process/RPC	Email and sms has been sent Sec 118 Letters	R -
34255	DON IRA FAMILY TRUST	R 47,760.72	PTP Unpaid	Debtor have an active arrangement promise to pay Monthly	R 30,000.00
115045	Swabkillcran	R 76,809.53	Callcenter Process/RPC	Email and sms has been sent Sec 118 Letters	R -
30057964	Mrs Stutterheim Kate	R 71,182.82	PTP Unpaid	Debtor have an active arrangement promise to pay Monthly	R 3,000.00
50195	MR MJ SOSIBO	R 62,625.22	Callcenter Process/RPC	Email and sms has been sent Sec 118 Letters	R -
30062968	TORNOSTEP PROPRIETARY LTD	R 45,838.45	PTP Unpaid	Debtor have an active arrangement promise to pay Monthly	R 7,500.00
30062786	MS K QUIN	R 49,856.31	Callcenter Process/RPC	Email and sms has been sent Sec 118 Letters	R -
66732	MR J.H SMITH	R 49,382.79	Awaiting client feedback	Query Pending with NDZ	R -
30060870	Mr M Mchunu	R 45,399.46	Callcenter Process/RPC	Email and sms has been sent Sec 118 Letters	R -
30065985	MR I KNOX	R 44,854.94	Callcenter Process/RPC	Email and sms has been sent Sec 118 Letters	R -
238105	Valley Lakes Trust Trustees	R 40,199.22	To be traced	Account at the tracing department for more information	R -
30063110	COLUMBIA FORESTRY PTY LTD	R 35,599.47	Callcenter Process/RPC	Email and sms has been sent Sec 118 Letters	R -
173375	SW&A Pienaar	R 13,722.66	PTP Unpaid	Debtor have an active arrangement promise to pay Monthly	R 3,000.00
					R 152,262.08


SL Recovery attorneys December 2025 Progress Report

Client Reference	Name	Hand Over Amount	Current Balance	Last Paid Amount	Current Status	Cellphone	Email
102215	NEIL RICHARD PRIOR & MICHELE BERENICE PITMAN	194609.62	188609.62	4000.00	Promise to Pay	27822134795	pitman908@gmail.com
67238	MDUMISENI PETROSSIBIYA	71683.96	67683.96	2000.00	Promise to Pay	27837267946	revmpsibiya2@gmail.com
48121	Russel Glyn Leahy Family Trust	165952.31	94313.58	17142.37	Promise to Pay	27834643285	russelleahy@cloud.com
54322	PRIMEINVEST 1103 CC - 1993/016608/23	353380.24	353380.24	0.00	SMS sent	27738372314	
34075	PORT FERRY PROPERTIES 32 - 1990/002759/23	499558.36	499558.36	0.00	Promise to Pay	27836588424	accounts@yova.co.za
107205	ROCKY MOUNTAIN LODGE cc - 1985/001080/23	436554.69	436554.69	0.00	No answer	27834414132	info@rockylodge.com
173435	KARMICHAEL TRUST	144768.59	139658.09	1276.81	Promise to Pay	27836765167	info@karmichaelfarm.co.za
34145	MIMBANJWA	134550.79	59550.79	10000.00	Promise to Pay	27792041255	mlondi prince4@gmail.com
		R279,388.38	R1,839,309.29	R34,419.18			

AGE ANALYSIS DECEMBER 2025

Debtors Age Analysis by Income Group		Current	0-30 Days	30-60 Days	60-90 Days	90-120 Days	Older than 120 Days	Total	Debtors in %
RATES	(94 299,00)	3 608 203,14	2 715 976,35	2 296 008,94	2 231 242,24	109 473 392,44	120 230 524,11	0,85	
REFUSE	(997,85)	4 206 524,43	2 934 333,49	2 548 666,14	2 302 849,93	13 085 738,91	14 283 978,05	0,10	
TRAFFIC FINES	(97 362,94)	103 472,53	101 612,77	92 712,45	93 629,08	4 117 720,48	4 411 784,37	0,03	
SUNDRY		79 950,00	86 350,00	46 200,00	78 400,00	1 446 650,00	1 737 550,00	0,01	
Total	(192 659,79)	4 212 278,10	3 197 372,61	2 689 787,53	2 633 556,25	128 145 402,42	140 685 737,12	1,00	
Debtors Age Analysis by Customer Group									
Government	(5 079,27)	1 045 481,97	987 545,72	974 718,75	987 695,21	42 533 964,91	46 524 327,29	0,33	
Business	-	455 247,92	347 705,40	285 753,87	277 984,80	13 226 472,06	14 593 164,05	0,10	
Households	(165 802,52)	1 923 729,17	1 305 716,43	990 604,36	946 628,36	48 497 032,05	53 497 907,85	0,38	
Agriculture	(21 778,00)	746 746,13	518 696,21	401 860,21	383 887,70	20 167 706,02	22 197 118,27	0,16	
Other	-	41 072,91	37 708,85	36 850,34	37 360,18	3 720 227,38	3 873 219,66	0,03	
Total by Customer group	(192 659,79)	4 212 278,10	3 197 372,61	2 689 787,53	2 633 556,25	128 145 402,42	140 685 737,12	1,00	

DEBTORS AGE ANALYSIS BY CUSTOMER GROUP



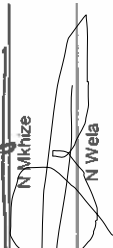


Government	46 524 327,29
Business	14 593 164,05
Households	53 497 907,85
Agriculture	22 197 118,27
Other	3 873 219,66
Total	140 685 737,12

Prepared by

Checked by

Approved by

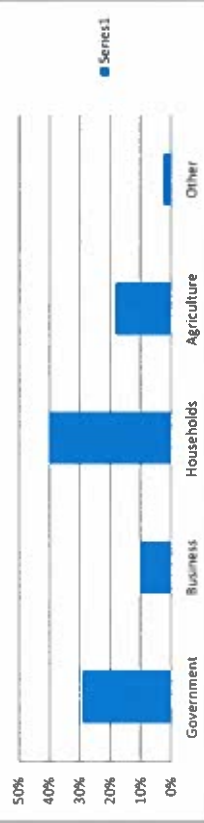

 M Sibbakhane

 N Mkhize

 N Wela

Date :07/01/2026

Date :07/01/2026

Date :07/01/2026

DEBTORS AGE ANALYSIS BY INCOME GROUP





Main Street
Creighton, 3263

P.O Box 62

Creighton 3263

Phone: +27 39 833 1038

Fax: +27 39 833 1179

Email: mailbox@ndz.gov.za

www.ndz.gov.za

A Better Place for All

31 December 2025

5.4: REVENUE ENHANCEMENT STRATEGY

Main Street
Creighton, 3263

P.O Box 62

Creighton 3263

Phone: +27 39 833 1038

Fax: +27 39 833 1179

Email: taylorc@ndz.gov.za

www.ndz.gov.za



DR NKOSAZANA DLAMINI ZUMA MUNICIPALITY

REVENUE ENHANCEMENT STRATEGY									
No.	FUNCTION	PROBLEM STATEMENT OR CHALLENGE	EXTENT OF THE PROBLEM OR REVENUE LOSS	STRATEGIES	ACTIVITIES OR INTERVENTION	REVENUE IMPACT	BUDGET OR FINANCIAL IMPLICATION	TIMEFRAME	RESPONSIBLE
1	Human Settlements	Lack of development in identified land parcels such as Creighton, Bulwer, Underberg and Himmeville	Loss of revenue from stands or properties	Dispose the available unused municipal residential land not earmarked for any municipal development	Dispose the available unused municipal residential land not earmarked for any municipal development 8 municipal owned residential sites in Creighton were sold in a public auction which was held on the 26 th April 2023.	More Revenue to be generated.	To be quantified before finalization of the budget.	30-Jun-26	Manager: Planning and Development
2	Land Use Management	Formalization of invalid areas next to Bulwer Township	Lack of collection of property rates and service charges in the areas	Dispose and transfer those already invaded stands to the house owners.	Subdivide and sale of land already occupied. The project to formalize the Khenana Area in	Additional property rates and service charges	Costs subdividing	30-Jun-26	Manager: Planning and Development

					Bulwer has commenced and the Final subdivision layout will be developed before the end of 2022/23 FY.				
3	Real Estate	Owners of low cost houses not following municipal process when upgrading/extending their houses	Loss of revenue on upgraded components	Improve property rates revenue generation	Develop 3 different building plans to be used by low cost owners at no fee or lower fee The difficulty in developing standard building plans is that sites have unique characteristics from each other and residents have different preferences. An architect must be appointed for individual site.	Additional property rates and service charges, revenue to be generated due to the increase in the value of the property	Operational Costs	30-Jun-26	Manager: Planning and Development

REVENUE ENHANCEMENT STRATEGY

No.	FUNCTION	PROBLEM STATEMENT OR CHALLENGE	EXTENT OF THE PROBLEM OR REVENUE LOSS	STRATEGIES	ACTIVITIES OR INTERVENTION	REVENUE IMPACT	BUDGET OR FINANCIAL IMPLICATION	TIMEFRAME	RESPONSIBLE
4	Property rates revenue	Loss of revenue due to properties registered in the name of municipality occupied/ owned by third parties	Properties are registered in the name of the municipality resulting in a possible loss of income	To enhance the property rates revenue generation	Identify and verify all properties registered in the municipality to be transferred to the rightful owners The municipal property used by the Department of Health for a Clinic has been paid, the property is now being transferred	Additional Property rates	Operational Costs	30 Jun 2026	Manager: Planning and Development

5	Property Development	Illegal occupants on Transnet houses in Donnybrook and unavailability of land in Donnybrook area	<p>1. Unable to develop Donnybrooks since it privately owned.</p> <p>2. The municipality is currently negotiating with Transnet to permit the municipality to acquire 36 houses in Donnybrook. These houses have been vandalized and occupied illegally by individual citizens. The municipality could potentially generate approximately R1.2 million Per annum on rental income.</p>	Facilitate ownership of Transnet land/houses to the municipality	<p>Follow ups with Transnet Asset Division</p> <p>Transnet has requested a new offer as the existing one was done in 2013, Our rates department together with our property valuers are working on a new offer that will be supported by the valuation certificates</p>	Rental Income	Transfer Costs	30 Jun 2026	Office of the Municipal Manager
6	Business Licenses	Businesses operate without business licenses	All businesses at (former) Ingwe operate without business licenses and thus the Municipality must implement a policy for licensing businesses			<p>License fees revenue will improve</p> <p>The Business Licensing Office has commenced with registration of businesses and there already income that is being generated for the municipality</p>	Operational Costs	30-June-26	Manager: Planning and Development
7	Land Use	Loss of Revenue on Unused Municipal Agricultural land	Opportunity Costs for all Unused Municipal Land	Identification of all Unused land for potential leasing or partnership	<p>1. Assess and identify all the land belonging to the municipal land</p> <p>2. Partnership with private small farmers or bele cutters etc. for revenue generation</p>	Rental Income to improve	Operational	31-June 2026	Manager: Planning and Development

						land for belling purposes and some of the produce is sold to the community.			
--	--	--	--	--	--	---	--	--	--

REVENUE ENHANCEMENT STRATEGY									
No.	FUNCTION	PROBLEM STATEMENT OR CHALLENGE	EXTENT OF THE PROBLEM OR REVENUE LOSS	STRATEGIES	ACTIVITIES OR INTERVENTION	REVENUE IMPACT	BUDGET OR FINANCIAL IMPLICATION	TIMEFRAME	RESPONSIBLE
8	Development and Planning	Lack of precinct development plan for all municipal towns discourages development	<p>1. Town's expansion and Development is not properly guided.</p> <p>2. Towns growth is discouraged and dejected</p>	Development of municipal town's precincts plans.	All NDZ Towns do have precinct Plans, but some like Underberg and Donnybrook need to be updated.	<p>1. Property Rates and waste income to improve</p> <p>2. Economic growth of our towns.</p>	Operational	30-Jun-26	Manager: Planning and Development
9	Private Public Partnerships			The Municipality should invite property developers and investors in the jurisdiction of the Municipality to develop productive and economic projects to generate municipal revenue and Increase employment.		An investor by the name of uKhahlamba Poultry Abattoir and Broiler Farms has shown interest in sourcing funding and developing the Poultry Processing Plant within the municipality. There are ongoing engagements to finalize an MOU with the municipality. The municipality has also partnered with SANRAL in order for emerging contractors to receive training and a possibility of receiving	Operational	Ongoing	LED Manager / Planning and Development

						work from the entity.			
10	Real Estate	Government amenities or facilities built on properties owned by the municipality, e.g. Underberg Clinic.	Property rates revenue is not generated from these properties	Improve property rates revenue generation	Transfer the properties to relevant government departments and entities The municipal property used by the Department of Health for a Clinic has been paid, the property is now being transferred	Additional property rates and service charges, revenue to be generated due to the increase in the value of the property	Operational Costs	30-Jun-26	Office of the Municipal Manager

REVENUE ENHANCEMENT STRATEGY									
No.	FUNCTION	PROBLEM STATEMENT OR CHALLENGE	EXTENT OF THE PROBLEM OR REVENUE LOSS	STRATEGIES	ACTIVITIES OR INTERVENTION	REVENUE IMPACT	BUDGET OR FINANCIAL IMPLICATION	TIMEFRAME	RESPONSIBLE
11	Economic Development	Lack of Infrastructure support for emerging enterprises	Loss of rental revenue from emerging enterprises	Development of incubation hubs	1. Funding is being sourced and have been received from COGTA to develop trading stalls and sidewalks in Bulwer & EDTEA has also funded an SMME programme referred to as MEI. 2. The municipality has also completed a Business Hive for emerging enterprises in Himeville and allocation will commence soon.	Rental revenue from the incubation hubs/ Vendor Permits	Costs of building incubation hubs	30-Jun-26	Senior Manager: DTPS
12	Real Estate	Non-Payment of taxi permits	Loss of revenue from taxi permits	Levying taxi permits to all taxi owners using serviced Taxi Ranks	1. Engaging all Taxi Associations using Municipal Taxi Ranks 2. Communicating tariffs for using municipal taxi ranks	Additional Taxi Permits revenue to be generated (Achieved)	Operational	31-Dec-25	Community Services Manager
13	Local Economic Development and Tourism	Lack and Failure to Attract potential investors	Investors not aware of potential opportunities available at NDZ	Investors conference	Management to request Office Bearers to lead negotiations of attracting potential investors	Revenue Growth An LED, Tourism & Investment Summit was held in March 2022 and investors were invited and some did attend. There is another session that is planned for February 2023 which will include site visits to towns with	Planning costs	30-June-2026	DTPS Manager

						investors.			
14	Solid Waste Revenue	Solid Waste Revenue not optimized	Some households are not billed for refuse removal, resulting in a loss of revenue from end users	To enhance refuse removal revenue generation	<p>1. Reconcile the billing database, refuse removal register and the property master register</p> <p>2. Physical verification of all sites where refuse is collected</p>	Additional revenue will be generated	Operational Costs	31-march 2026	DCFO

REVENUE ENHANCEMENT STRATEGY									
No.	FUNCTION	PROBLEM STATEMENT OR CHALLENGE	EXTENT OF THE PROBLEM OR REVENUE LOSS	STRATEGIES	ACTIVITIES OR INTERVENTION	REVENUE IMPACT	BUDGET OR FINANCIAL IMPLICATION	TIMEFRAME	RESPONSIBLE
15	Financial Management	The cost of rendering services is not in line with the principals of financial management relating to effectiveness, efficiency and value for money	Trading services, refuse removal are not generating trading surpluses, cost incurred cannot be traced to the value chain of rendering services. Support services costs are not allocated to the primary service functions	Implement value chain analysis and cost remodeling strategy	<ol style="list-style-type: none"> 1. Conduct cost remodeling on all primary service delivery functions 2. Develop new tariff structure for refuse 3. Develop new tariff structure for service and sundry charges 	Additional revenue	Operational Costs	31-Jan-26	DCFO
16	Commercial/outdoor advertising	The municipality is not charging businesses when they advertising on municipal space	Loss of advertising revenue	<ol style="list-style-type: none"> 1. Communicate outdoor tariffs with affected businesses 2. Enforce outdoor advertising bylaws 	So far, the Municipality is collecting from one company that has approved Billboards in Underberg and Bulwer, the Department is in a process of outsourcing this function due to lack of internal capacity			31-Mar-26	DCFO
17	Waste Management	Lack of capacity to estimate private dumpers waste in the Transfer Station	Loss of revenue that could be generated/charged to private dumpers	Procure Resources to estimate private dumpers waste	Acquire Weigh bridge. Gather information of all private dumpers. Establish controls and bill all private dumber	Additional revenue is projected to be generated		28-March-26	Assistant Manager: Public Works and Basic Services
18	Maintenance of Municipal Towns	Investors and Ordinary citizens are discouraged to reside in NDZ	Residents leaving the area because of poor management of towns and Infrastructure	<ol style="list-style-type: none"> 1. Keep out towns clean and safe 2. Improve Infrastructure in Towns 	The relevant department should develop a plan to ensure that all towns are kept clean such as grass cutting and landscaping	Revenue protection	Operational Costs	On-going	Manager Public works and Basic Services.

REVENUE ENHANCEMENT STRATEGY									
No.	FUNCTION	PROBLEM STATEMENT OR CHALLENGE	EXTENT OF THE PROBLEM OR REVENUE LOSS	STRATEGIES	ACTIVITIES OR INTERVENTION	REVENUE IMPACT	BUDGET OR FINANCIAL IMPLICATION	TIMEFRAME	RESPONSIBLE
19	Tariffs on refuse collection	Illegal dumping of garden and other refuse	To be determined by study	1. Private dumpers to be charged 2. Illegal dumpers to be fined	1. The department will conduct a study on how to enforce the bylaws for dumping illegally 2. Enforcement of all municipal bylaws	Refuse income to	Operational Costs	31-March 2026	Assistant Manager: Public Works and Basic Services

REPORT ON FLEET MANAGEMENT FOR MONTH ENDING DECEMBER 2025

AUTHOR: Chief financial officer
(File Ref :) Finance Department

1st Level Manco
2nd level: FINANCE
3rd level: EXCO
4th level: COUNCIL

PURPOSE

To inform the Committees and Council about fleet management of the municipality

LEGAL/STATUTORY REQUIREMENTS

Municipal Systems Act 32 of 2000, Municipal Fleet Management Policy & MFMA

BACKGROUND AND REASONING

Fleet management purpose is to oversee and coordinate the operation of a fleet of vehicles, ensuring they are used efficiently, safely and cost effectively.

FINANCIAL IMPLICATIONS:

Refer to annexures

Annexure

- A. Tyres information
- B. Accident information
- C. Cost analysis

RISKS

- Vehicle abuse, Accidents, Car theft

MANAGEMENT OF RISKS

- Trip Authorization forms
- Insurance
- Management Reports
- Trackers Reports

RECOMMENDATIONS

- That Council and Committees to note this report

ANNEXURE A

TYRES INFORMATION

REGISTRATION NUMBER	VEHICLE MAKE	DESCRIPTION	TOTAL AMOUNT
BK 43 HS ZN	D/C TOYOTA	FOUR NEW TYRES	16,836.01

TOTAL: R16,836.01

ANNEXURE B

ACCIDENT INFORMATION

DECEMBER 2025

ACCIDENT TO VEHICLE:					
DATE	VEHICLE	REPORTED TO FLEET UNIT YES/NO	REPORTED TO INSURANCE YES/NO	EXTENT OF DAMAGES	CASE STATUS
09 DECEMBER 2025	BN 35 DV ZN	YES	YES	MODERATE - SUSPENSION, FUEL TANK AND SPARE WHEEL CARRIER	CASE TRANSFERRED TO HUMAN RESOURCES DEPARTMENT
25 DECEMBER 2025	BD 37 PY ZN	YES	YES	MAJOR – ALL FRONT PANELS, HEADLIGHT, FENDER, PASSENGER DOOR & BONNET	CASE TRANSFERRED TO HUMAN RESOURCES DEPARTMENT
28 DECEMBER 2025	CK 07 PP ZN	YES	YES	MINOR - LEFT FRONT BUMPER LEFT FOG LAMP DAMAGED	CASE TRANSFERRED TO HUMAN RESOURCES DEPARTMENT

COST ANALYSIS
ANNEXURE C

PUBLIC WORKS AND BASIC SERVICES

VEHICLES	MAKE & MODEL	DISTANCE/ KM	FUEL COSTS	FUEL IN LITRES	REPAIRS	SERVICE	TYRES	TOLL	OIL	FEES
BD 37 TB ZN	TRACTOR	-	-	-	-	-	-	-	-	88.78
BD 37 BR ZN	S/C TOYOTA	828	1787.30	79.96	-	-	-	-	-	96.26
BD 37 BW ZN	S/C ISUZU	2502	5749.33	263.15	-	-	-	-	-	122.86
BD 37 WW ZN	TLB	74HRS	2400.52	108.86	-	-	-	-	-	96.90
BD 37 YY ZN	ISUZU TRUCK TIPPER	-	-	-	-	-	-	-	-	88.78
BD 37 SN ZN	TRACTOR	-	-	-	-	-	-	-	-	88.78
BD 37 TF ZN	REFUSE TRUCK	-	-	-	-	-	-	105.00	-	105.75
BD 37 YB ZN	D/C ISUZU	1778	4387.86	197.23	-	-	-	-	-	110.20
BD 37 NN ZN	S/C ISUZU	4263	8405.49	380.06	-	-	-	16.00	-	136.88
BD 37 PD ZN	S/C ISUZU	-	-	-	-	-	-	-	-	88.78
BD 37 NV ZN	D/C ISUZU	673	1356.56	65.28	-	-	-	16.00	-	101.45
BD 37 YL ZN	D/C ISUZU	2027	4244.95	197.42	-	-	-	-	-	110.06
BD 37 YH ZN	D/C ISUZU	700	1260.53	57.16	-	-	-	-	-	95.71
BF 22 VG ZN	ISUZU TRUCK	2423	9074.78	413.33	-	-	-	-	-	126.32
BF 22 VN ZN	ISUZU TRUCK	3194	12071.14	552.06	-	-	-	-	-	140.68
BH 05 HL ZN	D/C ISUZU	4971	10751.66	493.11	-	-	-	-	130.00	201.39
BF 85 HV ZN	ISUZU TRUCK	988	3469.20	160.53	-	-	-	-	-	103.63
BG 36 NC ZN	ISUZU TRUCK	4234	16601.69	737.62	-	-	-	-	-	161.62
BG 89 XG ZN	ISUZU TRUCK	4319	16882.60	766.97	-	-	-	-	-	162.54
BN 35 FB ZN	UD TIPPER TRUCK	692	6070.79	280.92	-	-	-	-	-	100.71
BW 23 CK ZN	REFUSE TRUCK	2380	18835.31	861.66	-	-	-	-	825.00	154.19
BR 17 NV ZN	UD TRUCK TIPPER	-	-	-	-	-	-	-	-	88.78
BR 17 PN ZN	UD TRUCK WATER TANK	411	4084.20	182.73	-	-	-	-	-	98.65

BR 17 NL ZN	UD TRUCK LOWBED	505	5874.40	264.97	-	-	-	490.00	-	145.98
BR 17 XL ZN	CAT GRADER	-	-	-	-	-	-	-	-	88.78
BR 17 WZ ZN	BOMAG ROLLER	-	-	-	-	-	-	-	-	88.78
BR 17 HP ZN	UD TRUCK SKIP	3517	25737.09	1181.65	-	-	-	-	-	143.65
BN 35 FH ZN	ISUZU REFUSE TRUCK	900	19188.45	864.89	-	-	-	-	1328.30	138.22
BX 69 GM ZN	TRACTOR	82HRS	7127.49	325.38	-	-	-	-	-	135.53
BX 69 GK ZN	TRACTOR	57HRS	4857.35	223.00	-	2654.44	-	-	-	121.93
BX 76 PN ZN	JCB TLB	639 HRS	7807.55	360.96	-	-	1216.14	-	-	119.38
CH 75 YW ZN	FUSO TRUCK HONEY SUCKER	2997	16840.35	766,78	-	-	-	29.00	-	134.43

COMMUNITY SERVICES DEPARTMENT

VEHICLES	MAKE & MODEL	DISTANCE/ KM	FUEL COSTS	FUEL IN LITRES	REPAIRS	SERVICE	TYRES	TOLL	OIL	FEES
BD 37 LH ZN	S/C TOYOTA	3415	7722.34	358.37	-	-	-	-	-	130.53
BD 37 RG ZN	S/C ISUZU	4149	11007.64	499.70	-	-	-	-	-	145.19
BD 37 RL ZN	AVANZA	3974	6594.79	317.07	-	-	-	16.00	-	157.48
BD 37 PY ZN	COROLLA	4327	10110.66	484.73	-	-	-	-	-	172.36
BD 37 WT ZN	D/C NISSAN	1813	4008.32	185.29	-	-	-	-	-	109.81
BD 37 XS ZN	UD TRUCK ANIMAL TRUCK	2209	15644.49	715.80	-	-	-	-	1950.00	129.56
BD 37 YR ZN	ISUZU FIRE TRUCK	-	-	-	-	-	-	-	-	88.78
BH 05 JD ZN	D/C ISUZU	4278	9693.37	436.29	-	-	-	-	-	138.20
BJ 48 XP ZN	D/C ISUZU	-	-	-	-	-	-	-	-	88.78
BJ 48 WK ZN	E/C ISUZU	1659	4733.60	213.13	-	-	-	-	-	121.80
BM 10 SN ZN	S/C ISUZU	1523	2961.80	136.93	-	-	-	-	-	103.10
BM 10 XK ZN	D/C ISUZU	1744	4753.29	222.38	-	-	-	-	-	127.44
BM 10 NX ZN	D/C ISUZU	2186	7311.19	338.33	-	-	-	-	143.00	158.35
BR 17 VP ZN	S/C TOYOTA	464	2231.71	103.27	948.75	-	-	-	-	96.72
BR 17 MS ZN	S/C ISUZU	1527	2962.45	135.70	-	-	-	-	-	103.10
BR 17 KG ZN	D/C ISUZU	4645	11591.88	529.07	-	-	-	-	-	151.42
BR 17 LG ZN	D/C ISUZU	1714	5574.45	249.40	-	-	-	-	145.00	139.69

BR 17 JS ZN	D/C ISUZU	2249	5405.77	252.74	-	-	-	-	-	116.88
BR 17 LW ZN	S/C ISUZU	2719	6135.62	278.67	-	-	-	-	-	117.64
BS 48 MX ZN	D/C ISUZU	4673	12633.03	572.91	-	-	-	-	-	158.12
BT 82 KK ZN	D/C ISUZU	2922	6937.16	319.19	-	-	-	-	-	129.72
CK 07 TW ZN	D/C ISUZU	489	1061.85	47.51	-	-	-	-	-	95.50
CK 07 PP ZN	D/C ISUZU	3083	7120.52	330.28	-	-	-	-	-	124.29
CK 07 GG ZN	D/C ISUZU	2537	5569.74	256.10	-	-	-	238.00	-	207.22
CK 07 KW ZN	D/C ISUZU	3212	6488.52	296.60	-	-	-	160.00	198.90	197.06
CK 07 XP ZN	D/C ISUZU	4312	10229.73	468.09	-	-	-	80.00	220.00	184.03
CS 88 VC ZN	UD TRUCK LIBRARY TRUCK	-	-	-	-	-	-	-	-	88.78

CORPORATE SERVICES DEPARTMENT

VEHICLES	MAKE & MODEL	DISTANCE/ KM	FUEL COSTS	FUEL IN LITRES	REPAIRS	SERVICE	TYRES	TOLL	OIL	FEES
BD 37 RY ZN	S/C ISUZU	801	1635.49	75.68	-	-	-	-	-	96.10
BK 43 GX ZN	D/C TOYOTA	2013	4542.77	205.55	-	-	-	128.00	-	161.08
BR 17 WG ZN	COROLLA	1082	1831.24	87.97	-	-	-	-	-	101.92

EXECUTIVE AND COUNCIL

VEHICLES	MAKE & MODEL	DISTANCE/ KM	FUEL COSTS	FUEL IN LITRES	REPAIRS	SERVICE	TYRES	TOLL	OIL	FEES
BH 05 JT ZN	D/C ISUZU	912	2215.85	102.39	-	-	-	-	-	102.32
BJ 48 WV ZN	VW BUS	3177	9085.93	415.03	-	-	-	-	147.00	132.10

BUDGET AND TREASURY OFFICE

VEHICLES	MAKE & MODEL	DISTANCE/ KM	FUEL COSTS	FUEL IN LITRES	REPAIRS	SERVICE	TYRES	TOLL	OIL	FEES
BD 37 MZ ZN	AVANZA	2430	4010.01	191.62	-	-	-	-	-	121.05
BH 05 HC ZN	D/C ISUZU	2274	5670.95	257.80	-	-	-	32.00	-	134.05
BW 21 YC ZN	QUANTUM	4396	11688.84	535.64	-	-	-	64.00	-	174.07
BN 35 DV ZN	UD TRUCK ROLLBACK	-	-	-	-	-	-	-	-	88.78

PLANNING AND DEVELOPMENT SERVICES

VEHICLES	MAKE & MODEL	DISTANCE/ KM	FUEL COSTS	FUEL IN LITRES	REPAIRS	SERVICE	TYRES	TOLL	OIL	FEES
BR 17 RB ZN	D/C NISSAN	-	-	-	-	-	-	-	-	88.78
BX 69 GN ZN	S/C NISSAN	720	1290.99	60.35	-	-	-	62.00	-	118.29
BW 21 YN ZN	D/C ISUZU	767	1455.80	65.13	-	-	92.00	32.00	-	107.19
BD 37 WM ZN	D/C NISSAN	1310	2891.63	130.28	-	7886.71	-	-	-	103.03
BK 43 HS ZN	D/C TOYOTA	577	1196.40	53.53	-	-	16836.01	-	-	95.64
BK 43 KN ZN	S/C ISUZU	-	-	-	-	-	-	-	-	88.78
BM 10 VF ZN	D/C ISUZU	2246	4298.25	199.00	-	-	-	-	130.00	115.87

POOL

VEHICLES	MAKE & MODEL	DISTANCE/ KM	FUEL COSTS	FUEL IN LITRES	REPAIRS	SERVICE	TYRES	TOLL	OIL	FEES
DF 09 WH ZN	FORTUNER	4596	12664.50	573.91	-	-	-	96.00	100	192.08

TOTAL		137426KM & 852HRS	447,829.16		948.75	10,541.15	18,144.15	1,564.00	5,317.20	9,389.06
--------------	--	------------------------------	-------------------	--	---------------	------------------	------------------	-----------------	-----------------	-----------------

REPORT ON SUPPLY CHAIN MANAGEMENT FOR THE MONTH ENDED 31 DECEMBER 2025-DR NKOSAZANA DLAMINI ZUMA MUNICIPALITY

AUTHOR: CHIEF FINANCE OFFICER (File Ref: Budget and Treasury Office)

1st Level : MANCO
 2nd Level : Finance Committee
 3rd Level : EXCO
 4th Level : Council

PURPOSE

To present the Implementation of the Supply chain management policy to the Committee and Council on purchases made by the municipality for the month ended 31 December 2025

BACK GROUND

The Municipal Finance Management Act No 56, 2003 Chapter 11, the municipal supply chain management Regulation, as published in the Government Gazette on 30 May 2005 and the Supply Chain Management Policy as adopted by Council state that a report must be submitted within ten (10) working days of the end of each month to committees and council, in order to create a transparent image to all processes in the Supply Chain Management Division.

LEGISLATIVE FRAMEWORK

- Constitution of Republic of South Africa, Act No 108 of 1996
- Municipal Finance Management Act, No 56 of 2003 Section 71
- Board Based Black Economic Empowerment Amended Act,2013 (Act Non.46 of 2013)
- PPPFA Regulations 2000
- Supply Chain Management policy

RANGE OF PROCUMENT

- Direct purchase, up to the transaction value of R 2000,00
- formal written price quotations for procurements of a transaction value above R2 000.00 up to R300 000 (VAT included);
- formal written price quotations for procurements of a transaction value above R30 000.01 up to R300 000 (VAT included);
- Competitive bidding procurements above a transaction value of R300 000,01 (VAT included)

STAFF IMPLICATIONS

- There is no staff implication

BID COMMITTEE SITTINGS

Bid Specification Committee	: 1
Bid Evaluation Committee	: 1
Bid Adjudication Committee	: 2

Note: The bid committees are expected to sit at least 4 times a month as per SCM calendar.

FINANCIAL IMPLICATION / EXPENDITURE

○ DEVIATIONS	: R 0,00
○ IRREGULAR EXPENDITURE	: R 0,00
○ FRUITLESS AND WASTEFUL EXPENDITURE	: R 0,00
○ UNAUTHORISED EXPENDITURE	: R 0,00
○ ORDERS BELOW R 30 000,00 (ONCEOFF)	: R 20 500,00
○ ORDERS FOR CONTRACTED SERVICES	: R 22 543,40
○ AWARDS BETWEEN R 30 000,01 – 300 000,00	: R 225 400,00
○ AWARDS MORE THAN R 300 000,01	: R 1 151 668,21
○ FUEL ORDERS	: R 29 700,00
○ FUNERAL	: R 2 000,00
○ TRANSVERSAL CONTRACT	: R 1 345 342,58
○ PANELS/ CONTRACTED	: R 114 525,49

ANNEXURES

- Annexure “A” – Deviation and Unauthorised, Fruitless and wasteful expenditure
- Annexure “B” – Orders below R 30 000,00 (once off)
- Annexure “C” – Orders for contracted services
- Annexure “D” – Between R 30 000,01 – R 300 000,00
- Annexure “E” – Awards more than R 300 000, 01
- Annexure “F” – Fuel orders
- Annexure “G” – Funeral orders
- Annexure “H” – Transversal Contract
- Annexure “I” - Panel

RECOMMENDATIONS

That Committee and Council note this report

SUMMARY OF ORDERS FOR THE PERIOD OF 31 DECEMBER 2025 (see Annexure A)		
DESCRIPTION	RANGE	AMOUNT
Direct Purchase belowe	R0.01-R2000	R -
Written formal quotation	R 2 000,00 - R 30 000,00	R 20 500,00
TOTAL ONCEOFF ORDERS		R 20 500,00
Deviations		R -
Irregular Expenditure		R -
Fruitless and wasteful expenditure		R -
Unauthorised expenditure		R -
Contracted Services	Contracted	R 22 543,40
Quotation	R 30 000,01-R 300 000,00	R 225 400,00
Bids	Above R300 000,01	R 1 151 668,21
Petrol Orders		R 29 700,00
Funeral Assistance Orders		R 2 000,00
Transversal Contract		R 1 345 342,58
Panel service providers	panel	R 114 525,49
TOTAL ORDERS		R 2 911 679,68

DEVIATION FOR THE MONTH ENDED- 31 DECEMBER 2025 (ANNEXURE A)

DATE	ORDER NO.	COMPANY NAME	AMOUNT	DESCRIPTION OF SERVICE	REASON
TOTAL ORDERS			R0,00		

IRREGULAR EXPENDITURE FOR THE MONTH ENDED- 31 DECEMBER 2025 (ANNEXURE B)					
DATE	ORDER NO	COMPANY NAME	AMOUNT	DESCRIPTION OF SERVICE	REASON
TOTAL ORDERS			R0,00		

FRUITLESS AND WASTEFUL EXPENDITURE FOR THE MONTH ENDED- 31 DECEMBER 2025					
DATE	ORDER NO	COMPANY NAME	AMOUNT	DESCRIPTION OF SERVICE	REASON
			<u>R0,00</u>		

UNAUTHORISED EXPENDITURE FOR THE MONTH ENDED- 31 DECEMBER 2025 (ANNEXURE G)					
DATE	ORDER NO.	COMPANY NAME	AMOUNT	DESCRIPTION OF SERVICE	REASON
			<u>R0,00</u>		

MINOR BREACHES					
DATE	ORDER NO.	COMPANY NAME	AMOUNT	DESCRIPTION OF SERVICE	REASON
			<u>R0,00</u>		

TRANSVERSAL ORDERS FOR 31 DECEMBER 2025 (Annexure A)			
ORDER NO.	COMPANY NAME	SERVICE	AMOUNT
9582	BIDVEST MCCARTHY	SUPPLY AND DELIVERY OF 2 SUV VEHICLES	R1 345 342,58
TOTAL ORDERS			R1 345 342,58

PETROL ORDERS FOR PERIOD OF 31 DECEMBER 2025			
ORDER NUMBERS	COMPANY NAME	DESCRIPTION OF SERVICES RENDERED	AMOUNT
000000900004570	FLEETSIDE TRADING	Request for petrol for brushcutters-Donnybrook Centre	1980
000000900004571	FLEETSIDE TRADING	Request for petrol for brushcutters-Creighton Cemeteries	1980
000000900004573	FLEETSIDE TRADING	Request for petrol for brushcutters-Creighton Centre	1980
000000900004574	FLEETSIDE TRADING	Request for petrol for brushcutters-Creighton Parking and open space	1980
000000900004575	FLEETSIDE TRADING	Request for petrol for brushcutters-Himeville Transfer station	1980
000000900004586	FLEETSIDE TRADING	Request for petrol for brushcutters-Bulwer Disaster	1980
000000900004579	FLEETSIDE TRADING	Request for petrol for brushcutters-Underberg Centre	1980
000000900004576	FLEETSIDE TRADING	Request for petrol for brushcutters-Bulwer Parking and open space	1980
000000900004583	FLEETSIDE TRADING	Request for petrol for brushcutters-Bulwer CSC	1980
000000900004578	FLEETSIDE TRADING	Request for petrol for brushcutters-Himeville centre	1980
000000900004584	FLEETSIDE TRADING	Request for petrol for brushcutters-Underberg parking and open space	1980
000000900004577	FLEETSIDE TRADING	Request for petrol for brushcutters-Himeville parking and open space	1980
000000900004580	FLEETSIDE TRADING	Request for petrol for brushcutters-Donnybrook Cemeteries	1980
000000900004581	FLEETSIDE TRADING	Request for petrol for brushcutters-Bulwer Centre	1980
000000900004572	FLEETSIDE TRADING	Request for petrol for brushcutters-Donnybrook parking and open spac	1980
Total			R29 700,00

DIRECT PURCHASE BETWEEN R0.01-R2000 FOR THE MONTH OF 31 DECEMBER 2025			
ORDER NUMBER	COMPANY NAME	DESCRIPTION OF SERVICE/GOODS	AMOUNT
TOTAL ORDERS			R -

WRITTEN QUOTATIONS BETWEEN R2000,01 TO R30 000,00 FOR 31 DECEMBER 2025 (Annexer B)			
Order Numbers	Company Name	DESCRIPTION OF SERVICE RENDERED	AMOUNT
000000900004481	RISENATHI TRADING	request for 1.8L stainless steel electric kettles x2	R 2 300,00
000000900004562	ZAMINDLELA MADUMA TRADING	Request for service provider to supply and fit new load cell ('H) wire to junction box and connect to indicator. Calibrate weighbridge and computer(20T Weighbridge, load cell 'H')	R 29 227,25
000000900004541	MPILOENHLE SUPPLIERS	Request laptop for Velani Sosibo personal assist for Speaker SS Phoswa	R 26 000,00
000000900004602	MPILOENHLE SUPPLIERS	Request for fraud and corruption awareness tools, A3 Glossy posters: code of ethical leadership, Branded 3m deluxe gazebo & pull up banner: 850mm wide 2000mm high single sided chrome end cap pull up banner bases with supporting pole	R 24 000,00
000000900004535	MHLANGA STRATEGIES	REQUEST FOR CALIBRATION OF BREATH ALCOHOL TESTER 1X FC 20 LIFELOC AND 1X FC 10 LIFELOC	R 5 038,50
000000900004540	RISENATHI TRADING	REQUEST FOR A3 LAMINATOR, LAMINATE 80 UP TO 125 MICRON	R 7 000,00
000000900004539	COST EFFECTIVE CONSTRUCTION	Request for cleaning of reception couches 1x two seater couch 1xthree seater couch 5xsingle seater couches	R 4 715,00
000000900004413	IMPANDE ACCESS SOLUTIONS	Request of lunch packs for Disability games at Ixopo on the 13th Nov 2025.2 pieces of chicken 2 Rolls 1 soft drinks/ 100% juice ,bottled water x 100	R 10 700,00
000000900004523	BIG DS TRADING AND SOUND	Request for the sound system for the coverage of the Employee Wellness Programme.	R 3 000,00
000000900004530	AMAPHEMBA TRADING ENTERPRISE	Request for the procurement of decoration services for the Employee Assistance Programme.	R 20 500,00
000000900004544	IMPANDE ACCESS SOLUTIONS	Request for the catering services (200 people) for the Employees Assistance Programme to take place at Bulwer Hall.	R 29 900,00

FORMAL WRITTEN QUOTATIONS BETWEEN R30 000,01 - R 300 000,00 FOR 31 DECEMBER 2025

Company Name	DESCRIPTION OF SERVICE RENDERED	AMOUNT
MATHUTHA TRADING	Service provider to supply and deliver calenders and diaries	R 225 400,00
TOTAL		<u>R 225 400,00</u>

FORMAL WRITTEN QUOTATIONS FOR PANELS (CONTRACTS) FOR THE MONTH OF 31 DECEMBER 2025				
Order Numbers	Company Name	DESCRIPTION OF SERVICE RENDERED		AMOUNT
000000900004505	REAL TRAVEL	Request for accommodation for Mr. T. Shabalala to attend the BAC meeting in Underberg.	R	3 990,00
000000900004504	REAL TRAVEL	Request for accommodation for Mr. J. Sondezi to attend BAC in Underberg.	R	3 990,00
000000900004506	REAL TRAVEL	Request for accommodation for Miss Nelisa Holiwe and Miss Xoliswa Memela attending Bid adjudication Committee meeting in Underberg. Check in : 08 December 2025 and Check out: 10 December 2025 ,Kindly provide: Bed, Breakfast, Dinner and Parking.	R	7 980,00
000000900004509	REAL TRAVEL	Request for accommodation for Mr. Phillip Mtungwa attending Bid adjudication Committee meeting in Underberg. Check in : 08 December 2025 and Check out: 10 December 2025 ,Kindly provide: Bed, Breakfast, Dinner and Parking.	R	3 990,00
000000900004507	REAL TRAVEL	Request for accommodation for Mr SV Mngadi PWBS Senior Manager attending adjudication committee meeting in 08-10 December 2025 dinner,bed(Physical Challenge) breakfast and	R	3 990,00
000000900004548	REAL TRAVEL	Request accommodation for Mr S Mnyadu will be transporting PWBS Senior Manager attending adjudication committee meeting In 08-10 December 2025 Dinner, bed, Breakfast and parking for physical challenged person.	R	3 990,00
000000900004508	REAL TRAVEL	Request for accommodation for Ms Kefuwe Mchunu attending Bid Adjudication Committee meeting in Underberg. Check in : 08 December 2025. and Check out: 10 December 2025, Kindly provide: Bed, Breakfast, Dinner and Parking.	R	3 990,00
000000900004613	REAL TRAVEL	Request for Conference for Mr P Mtungwa, Mr S Mngadi, Mr S.J Sondezi, Mr G .K Mchunu, Miss N Holiwe and Miss X Memela attending BAC Meeting. Check in : 08 December 2025 and Check out: 10 December 2025, Kindly provide: Morning tea, Afternoon tea plus Lunch for 2	R	8 080,00
000000900004588	BAITHAUPI EXECUTIVE TRAVEL	Request for accommodation for Mr ZL Dlamini and Ms SLA Ndelu attending Provincial waste indaba economy at Kwadukuza LM In 04-05 December 2025, dinner, bed, breakfast and parking	R	4 388,00
000000900004543	BAITHAUPI EXECUTIVE TRAVEL	request accommodation for Mayor and Guards attending Gagasi FM Slot	R	4 900,00
000000900004582	BAITHAUPI EXECUTIVE TRAVEL	Request of accommodation for Ms Lindie Zuma attending Provincial Disability Parliament on the 02- 04 December 2025 at Mandeni local under Ilembe District Check in: 02 Dec 2025 and Check out:04 Dec 2025 , Dinner, bed & breakfast and Parking	R	4 122,00
000000900004542	SHEMUNTU AND SON'S	Request for stores Cleaning Material	R	35 362,50
000000900004503	DOUBLE OPTION INVESTMENT	Request for an electrical service provider to perform electrical services at Creighton offices.	R	25 752,99
		TOTAL	R	114 525,49

WRITTEN QUOTATIONS FOR CONTRACTED SERVICES BETWEEN FOR 31 DECEMBER 2025			
Order Numbers	COMPANY NAME	DESCRIPTION OF SERVICES RENDERED	AMOUNT
000000900004551	SOMBIZI HOLDINGS	Request for the service provider to advertise the following positions on one newspaper.	R 22 543,40
Totals			R 22 543,40

9.1 BID ABOVE 300 000,00 AWARDED IN THE PERIOD OF 31 DECEMBER 2025


COMPANY NAME	SERVICES RENDERED	AMOUNT	PROCUREMENT PLAN
DOUBLE OPTION	MAINTENANCE OF STREET LIGHTING WITHIN THE FOLLOWING TOWNS (UNDERBERG, BULWER, CREIGHTON AND DONNYBROOK)	R876 411,21	Yes
MABHAGHAN CONSTRUCTION AND PROJECTS	Supply, Delivery and Installation of 80KVA standby generator	R275 257,00	Yes
DNM Attorneys	Panel of Attorneys for a period of 36 months.	Rate based	Yes
A Vilakazi and Associates	Panel of Attorneys for a period of 36 months.	Rate based	Yes
LLM Attorneys	Panel of Attorneys for a period of 36 months.	Rate based	Yes
MATHUTHA TRADING	Supply & delivery of fire fighting equipment for a period of 3 years.	Rate Based	Yes
TOTAL		R1 151 668,21	

DECEMBER PROGRESS ON PROCUREMENT PLAN FOR 2025/2026 FINANCIAL YEAR													
Name of Municipality		Dr Nkosazana Dlamini Zuma Local Municipality Mr NC Vezl											
Municipal Manager													
Head of Department													
Telephone Number of the end-user													
Department													
Signature													
SOBEP Ref No	Description of goods / services / Infrastructure project	Budget Amount	Date of Submission of Specification / requisition to Demand Management	Contact Person	Contract Duration	Procurement Strategy	Bid/Quotation Specification date	Envisaged date of advertisement in the website, newspapers, E-Tender and	Envisaged date of Bid/Quotation Evaluation Committee	Envisaged date of Bid Adjudication Committee (below R300k doesn't go to this committee)	Envisaged date of award	RECEIVED DATE	STATUS
COMMUNITY SERVICES													
	Traffic light	R 500 000.00	Monday, 05 May 2025	Mr Steve Nthiza		Tender	Monday, 02 June 2025	Tuesday, 01 July 2025	Friday, 01 August 2025	Monday, 01 September 2025	Friday, 31 October 2025		
	Bulding of DLTC Offices(DESIGNS)	R 300 000.00 R 400 000.00	Monday, 05 May 2025 Monday, 05 May 2025	Mr WM Dlamini		Tender	Monday, 02 June 2025	Tuesday, 01 July 2025	Monday, 04 August 2025	Tuesday, 02 September 2025	Friday, 31 October 2025 Friday, 31 October 2025	AWARDED MAY	PWBS TO SUBMIT SPECIFICATION AWARDED TO BE RE-ADVERTISED, END USER AMENDED THE SPECIFICATION
	Himeville DLT Bullet proof Procurement Of PLANT AND Equipment Pound(DEEP SPRAY AND NECK CLAMP)	R 500 000.00	Monday, 05 May 2025	Mr WM Dlamini Mr WM Dlamini		Tender Tender	Monday, 02 June 2025 Monday, 02 June 2025	Tuesday, 01 July 2025 Tuesday, 01 July 2025	Friday, 01 August 2025 Friday, 01 August 2025	Monday, 01 September 2025 Monday, 01 September 2025	Friday, 31 October 2025	Friday, 09 May 2025	TO BE RE-ADVERTISED PWBS TO SUBMIT SPECIFICATION
	Underberg Library Partition	R 200 000.00	Monday, 05 May 2025	Mrs Basi		Quotation	Monday, 05 May 2025	Sunday, 01 June 2025	Tuesday, 01 July 2025	Friday, 01 August 2025	Tuesday, 30 September 2025		AWARDED PWBS TO SUBMIT SPECIFICATION
	Procurement Of Disaster Management Computer Software and traffic software	R 76 000.00	Monday, 05 May 2025	Mr WM Dlamini		Quotation	Friday, 01 August 2025	Monday, 01 September 2025	Wednesday, 01 October 2025	Wednesday, 01 October 2025	Friday, 28 November 2025	Monday, 26 May 2025	AWARDED PWBS TO SUBMIT SPECIFICATION
	Installation of Creighton Circulation counter	R 400 000.00	Monday, 05 May 2025	Mr S Chule		Tender	Thursday, 01 May 2025	Monday, 02 June 2025	Tuesday, 01 July 2025	Friday, 01 August 2025	Tuesday, 30 September 2025		AWARDED
	Underberg Library Generator installation of the Nkwezela library borehole	R 500 000.00 R 400 000.00	Monday, 05 May 2025 Monday, 05 May 2025	Mr Steve Nthiza Mr S Chule		Tender Tender	Monday, 02 June 2025	Tuesday, 01 July 2025 Tuesday, 01 July 2025	Friday, 01 August 2025 Friday, 01 August 2025	Monday, 01 September 2025 Monday, 01 September 2025	Friday, 31 October 2025 Friday, 31 October 2025	Thursday, 24 July 2025	AWARDED END-USER BUSY WITH THE SPECIFICATION UNDER PWBS
	Procurement of Library Software (Laptops)	R 70 000.00	Monday, 05 May 2025			Quotation	Monday, 02 June 2025	Tuesday, 01 July 2025	Friday, 01 August 2025	Monday, 01 September 2025	Friday, 31 October 2025	Monday, 21 July 2025	QUOTATION EVALUATION AWARDED(PANEL WILL BE ADDED)
	Procurement of lightning conductors	R 345 000.00	Monday, 05 May 2025	Mr WM Dlamini		Tender	Monday, 02 June 2025	Tuesday, 01 July 2025	Friday, 01 August 2025	Monday, 01 September 2025	Friday, 31 October 2025	Monday, 26 May 2025	AWARDED
	Procurement of fire services chemicals	R 150 000.00	Monday, 05 May 2025	Mr WM Dlamini	36 months	Tender	Monday, 02 June 2025	Tuesday, 01 July 2025	Friday, 01 August 2025	Monday, 01 September 2025	Friday, 31 October 2025	Monday, 26 May 2025	INTENTION TO AWARD
	Procurement of Library computer equipment	R 350 000.00	Monday, 05 May 2025	Mr WM Dlamini		Tender	Monday, 02 June 2025	Tuesday, 01 July 2025	Friday, 01 August 2025	Monday, 01 September 2025	Friday, 31 October 2025	21-07-2025	QUOTATION EVALUATION AWARDED
	fire satellite parkhome	R 700 000.00	Monday, 05 May 2025	Mr WM Dlamini		Tender	Monday, 02 June 2025	Tuesday, 01 July 2025	Friday, 01 August 2025	Monday, 01 September 2025	Friday, 31 October 2025	Monday, 26 May 2025	AWARDED
	Procurement of Fire services water tanker	R 1 500 000.00	Monday, 05 May 2025	Mr WM Dlamini		Transversal contract	Monday, 02 June 2025	Tuesday, 01 July 2025	Friday, 01 August 2025	Monday, 01 September 2025	Friday, 31 October 2025	Monday, 26 May 2025	RFQ SENT QUOTATIONS TO BE REVIEWED
	Procurement of disaster vehicle	R 800 000.00	Monday, 05 May 2025	Mr WM Dlamini		transversal contract	Monday, 02 June 2025	Tuesday, 01 July 2025	Friday, 01 August 2025	Monday, 01 September 2025	Friday, 31 October 2025	Monday, 26 May 2025	AWARDED
	Fire equipment and plant	R 1 178 164.00	Monday, 05 May 2025	Mr WM Dlamini		Tender	Monday, 02 June 2025	Tuesday, 01 July 2025	Friday, 01 August 2025	Monday, 01 September 2025	Friday, 31 October 2025	Monday, 26 May 2025	AWARDED
	Disaster Management Promotional material(flags)	R 50 000.00	Monday, 05 May 2025	Mr M.W Dlamini		Quotation	Monday, 02 June 2025	Monday, 02 June 2025	Friday, 01 August 2025	Monday, 01 September 2025	Friday, 31 October 2025	Monday, 26 May 2025	PROCESS OF SOURCING QUOTATIONS
	Procurement of Emergency and Hazmet PPE/uniform	R 1 230 000.00	Monday, 05 May 2025	Mr MW Dlamini		Tender	Monday, 02 June 2025	Tuesday, 01 July 2025	Friday, 01 August 2025	Monday, 01 September 2025	Friday, 31 October 2025	Monday, 26 May 2025	BID ADJUDICATION COMMITTEE TO BE RE-ADVERTISED
	Disaster Furniture	R 250 000.00	Monday, 05 May 2025	Mr WM Dlamini		Formal quotation	Monday, 02 June 2025	Tuesday, 01 July 2025	Friday, 01 August 2025	Monday, 01 September 2025	Friday, 31 October 2025	Monday, 26 May 2025	TO BE RE-ADVERTISED
	Construction of Underberg Cemeteries toilets(Designs)	R 200 000.00	Monday, 07 July 2025	Ms P Maphanga		Formal quotation	Monday, 14 July 2025	Friday, 18 July 2025	Friday, 08 August 2025	Wednesday, 20 August 2025	Monday, 29 September 2025	Thursday, 04 September 2025	TO RESEND RFQ's
	Extension of Donny Brook cemeteries fencing	R 200 000.00	Monday, 07 July 2025	Ms P Maphanga		Formal quotation	Monday, 14 July 2025	Friday, 18 July 2025	Friday, 08 August 2025	Wednesday, 20 August 2025	Monday, 29 September 2025	Monday, 07 July 2025	QUOTATION EVALUATION
	Designs of Bulwer Cemetery	R 500 000.00 R 60 000.00	Monday, 05 May 2025 Thursday, 01 May 2025	Ms P Maphanga Mr S Zondi		Tender Formal quotation	Friday, 01 August 2025	Monday, 01 September 2025 Friday, 04 July 2025	Wednesday, 01 October 2025 Tuesday, 02 September 2025	Wednesday, 15 October 2025 n/a	Monday, 17 November 2025 Monday, 01 September 2025		TO RESEND RFQ's
	Bulwer csc carpots	R 200 000.00	Thursday, 01 May 2025	Mr S Zondi		Formal quotation	Monday, 02 June 2025	Friday, 04 July 2025	Monday, 01 September 2025	n/a	Monday, 01 September 2025		NOT SUBMITTED TO SCMRREQUEST SUBMITTED TO PWBS FOR ASSISTANCE)
	Fencing of Bulwer CSC training in security	R 250 000.00	Tuesday, 01 July 2025	Mr W Mbanjwa		Formal quotation	Monday, 02 June 2025	Monday, 01 September 2025	Wednesday, 01 October 2025	November	Saturday, 01 November 2025	Thursday, 08 May 2025	NOT SUBMITTED TO SCMRREQUEST SUBMITTED TO PWBS FOR ASSISTANCE)
	Public Service week(OSS Houses) BACK TO SCHOOL	R 600 000.00 R 190 000.00	Friday, 01 August 2025 Tuesday, 01 July 2025	Ms M Chiya Mr W Mbanjwa		Tender Quatations	Friday, 15 August 2025	Monday, 01 September 2025 Friday, 04 July 2025	Friday, 10 October 2025 Monday, 31 August 2015	Saturday, 01 November 2025 n/a	Sunday, 30 November 2025 Monday, 01 September 2025	Wednesday, 23 July 2025	AWARDED AWARDED
	MATRIC AWARD	R 299 000.00	Tuesday, 01 July 2025	Mr W Mbanjwa		Tender	Monday, 02 June 2025	Tuesday, 01 July 2025	08-Sept-2025	Monday, 15 September 2025	Tuesday, 30 September 2025	Wednesday, 23 July 2025	AWARDED AWARDED
	CAREER EXHIBITION	R 154 500.00	Monday, 01 September 2025	Mr W Mbanjwa		Quatations	Monday, 02 June 2025	Friday, 04 July 2025	Sunday, 31 August 2025	n/a	Friday, 01 May 2026		AWARDED
	TRAINING OF SECURITY	R 250 000.00	Tuesday, 01 July 2025	Mr W Mbanjwa		3 year contract	Monday, 11 August 2025	Monday, 07 July 2025	Monday, 18 August 2025	Monday, 13 October 2025	Monday, 22 September 2025	Tender process started previous 11-12-2025	AWARDED BID SPECIFICATION COMMITTEE
	TRAINING OF DRIVERS licence	R 250 000.00	Tuesday, 01 July 2025	Mr W Mbanjwa		3 year contract	Monday, 11 August 2025	Friday, 15 August 2025	Monday, 29 September 2025	Monday, 13 October 2025	Tuesday, 04 November 2025		NOT SUBMITTED
	ECD MATERIAL	R 90 000.00	Tuesday, 01 July 2025	Ms B Ngcobo		QUATATIONS	Sunday, 01 June 2025	Friday, 04 July 2025	Monday, 31 August 2015	n/a	Monday, 01 September 2025		NOT SUBMITTED
	Procurement of Furniture and Equipment (New store room furniture)	R 720 000.00	Monday, 02 June 2025	Ms L Mhiamvu		tender	Monday, 09 June 2025	Friday, 13 June 2025	Monday, 07 July 2025	21-Jul-205	Friday, 29 August 2025	Thursday, 04 September 2025	TO BE RE-ADVERTISED
	Procurement of Transport Asset (2x vehicles)	R 1 372 242.00	Tuesday, 15 July 2025	Mailibongwe		Transversal contract	Tuesday, 03 June 2025	Tuesday, 16 September 2025	n/a	Monday, 06 October 2025	Wednesday, 08 October 2025	Tuesday, 15 July 2025	AWARDED
	concrete signs	R 100 000.00	Thursday, 31 July 2025	Mr H Taylor	once off	Formal quotations	Tuesday, 12 August 2025	Friday, 15 August 2025	Friday, 29 August 2025	Tuesday, 16 September 2025	Monday, 29 September 2025	Monday, 11 August 2025	AWARDED QUOTATION EVALUATION COMMITTEE

PWBS													
	Ekupholeni Creche Ward 11	R	5 006 607	Monday, 31 March 2025	Mr SV Chule	Tender	Monday, 07 April 2025	Friday, 11 April 2025	Monday, 12 May 2025	Monday, 19 May 2025	Friday, 13 June 2025	Tuesday, 06 May 2025	AWARDED
	Phosane Hall Ward 12	R	7 536 733	Monday, 31 March 2025	Mr PL Blose	Tender	Monday, 07 April 2025	Friday, 11 April 2025	Monday, 12 May 2025	Monday, 19 May 2025	Friday, 13 June 2025	Tuesday, 06 May 2025	AWARDED
	Glam Maize Community Hall	R	5 467 073	Monday, 31 March 2025	Mr SS Ndlovu	Tender	Monday, 07 April 2025	Friday, 11 April 2025	Monday, 12 May 2025	Monday, 19 May 2025	Friday, 13 June 2025	Tuesday, 06 May 2025	AWARDED
	Creighton Artificial Sportfield Phase 3	R	6 000 000	Friday, 30 May 2025	Mr SS Ndlovu	Tender	Monday, 09 June 2025	Friday, 11 April 2025	Monday, 12 May 2025	Monday, 19 May 2025	Wednesday, 13 August 2025	Wednesday, 30 July 2025	BID ADJUDICATION COMMITTEE
	Construction of Jackson Street Causeway ward 10	R	7 735 329	Monday, 30 June 2025	Mr SV Chule	Tender	Monday, 07 July 2025	Friday, 11 April 2025	Monday, 12 May 2025	Monday, 19 May 2025	Wednesday, 13 August 2025	Friday, 13 June 2025	AWARDED
	Construction of Gohogobho Pedestrian Bridge Ward 10	R	1 397 035	Wednesday, 30 July 2025	Mr PL Blose	Tender	Monday, 11 August 2025	Friday, 22 August 2025	Monday, 22 September 2025	Monday, 06 October 2025	Monday, 27 October 2025	Wednesday, 30 July 2025	BID EVALUATION COMMITTEE
	Construction of Half My Right Pedestrian Bridge Ward 12	R	1 397 035	Wednesday, 30 July 2025	Mr SV Chule	Tender	Monday, 07 July 2025	Friday, 22 August 2025	Monday, 22 September 2025	Monday, 06 October 2025	Monday, 27 October 2025	Wednesday, 30 July 2025	TO BE RE-ADVERTISED
	Construction of Niwasahlobo Pedestrian Bridge Ward 1	R	1 397 035	Wednesday, 30 July 2025	Mr SV Chule	Tender	Monday, 07 July 2025	Friday, 22 August 2025	Monday, 22 September 2025	Monday, 06 October 2025	Monday, 27 October 2025	Wednesday, 30 July 2025	TO BE RE-ADVERTISED
	Himeville Asphalt Roads Phase 3 (Extension of Thomas)	R	300 000	Thursday, 31 July 2025	Mr PL Blose	Quotation	Monday, 11 August 2025	Friday, 15 August 2025	Monday, 08 September 2025	Monday, 22 September 2025	Monday, 26 September 2025	Tuesday, 12 August 2025	REQUEST NOT SUBMITTED
	Jama Concrete Road Ward 14(DESIGNS)	R	300 000	Thursday, 31 July 2025	Mr SV Chule	Quotation	Monday, 11 August 2025	Friday, 15 August 2025	Monday, 08 September 2025	Monday, 22 September 2025	Monday, 26 September 2025	Tuesday, 12 August 2025	TO RESEND RFQ's
	Magosso Concrete Road, Ward 08(DESIGNS)	R	220 000	Thursday, 31 July 2025	Mr SV Chule	Quotation	Monday, 11 August 2025	Friday, 15 August 2025	Monday, 08 September 2025	Monday, 22 September 2025	Monday, 26 September 2025	Tuesday, 02 September 2025	TO RESEND RFQ's
	Procurement of Plant and Equipment	R	200 000										
	15x Brushcutters	R	200 000	Friday, 17 October 2025	Mr B Dlamini& Mrs C. Rowe	Tender							PANEL IN PLACE
							Monday, 20 October 2025	Friday, 24 October 2025	Monday, 08 December 2025	Monday, 19 January 2026	Monday, 09 February 2026	Monday, 02 June 2025	PWBS TO SIT A ND REVISED SPECIFICATION FOR CONTRACT
	Procurement of Transport assets	R	1 500 000										
	3x Double Cabs	R	1 500 000	Friday, 30 May 2025	Ms J Radebe	Transversal	Monday, 09 June 2025	Friday, 11 April 2025	N/A	Monday, 12 May 2025	Thursday, 31 July 2025	Thursday, 22 May 2025	SOURCING QUOTATIONS
	Procurement of Computer Equipment	R	150 000	Monday, 30 June 2025	Miss N Mbanjwa	Quotations	Monday, 07 July 2025	Friday, 11 July 2025	Thursday, 24 July 2025	Tuesday, 05 August 2025	Friday, 22 August 2025	Monday, 21/07/2025	AWARDED
	Bulwer CBD Infrastructure Upgrade - Informal Traders Infrastructure	R	4 000 000	Tuesday, 06 May 2025	Mr S Chule	Tender	Tuesday, 06 May 2025	Friday, 09 May 2025	Monday, 09 June 2025	Friday, 23 May 2025	Thursday, 31 July 2025	Tuesday, 06 May 2025	AWARDED
	Ndlangisa Pedestrian Bridge	R	2 151 112	Friday, 30 May 2025	Mr SS Ndlovu	Tender	Monday, 09 June 2025	Friday, 11 April 2025	Monday, 12 May 2025	Monday, 19 May 2025	Friday, 25 July 2025	Friday, 13 June 2025	AWARDED
	Storm Water Pipes and Culverts	R	400 000	Friday, 13 June 2025	Miss P Malinga	Tender	Monday, 07 July 2025	Friday, 11 July 2025	Monday, 04 August 2025	Monday, 18 August 2025	Monday, 15 September 2025	Tuesday, 09 September 2025	BID EVALUATION COMMITTEE
	Bus Shelters	R	560 000	Monday, 30 June 2025	Mr. L.P Blose	Tender	Monday, 07 July 2025	Friday, 11 April 2025	Monday, 12 May 2025	Monday, 19 May 2025	Friday, 22 August 2025	Friday, 25 July 2025	BID EVALUATION COMMITTEE
	Concrete bins	R	100 000	Friday, 30 May 2025	Miss L. Ndelu	Quotations	Monday, 09 June 2025	Friday, 16 May 2025	Monday, 02 June 2025	N/A	Wednesday, 30 July 2025	Monday, 30 June 2025	BID EVALUATION COMMITTEE
	Construction of Storm Water	R	800 000	Friday, 30 May 2025	Miss P Malinga	Tender	Monday, 09 June 2025	Friday, 11 April 2025	Monday, 12 May 2025	Monday, 19 May 2025	Friday, 25 July 2025	Friday, 13 June 2025	BID EVALUATION COMMITTEE
	Kilimun Floodlights	R	300 000	Friday, 30 May 2025	Mr S Ntshiza	Tender	Monday, 09 June 2025	Friday, 11 April 2025	Monday, 12 May 2025	Monday, 19 May 2025	Friday, 25 July 2025	Monday, 11 August 2025	BID ADJUDICATION COMMITTEE
	Fencing of Donnybrook public toilet	R	80 000	Monday, 30 June 2025	Mrs N. Basi	Quotations	Monday, 09 June 2025	Friday, 16 May 2025	Monday, 02 June 2025	N/A	Friday, 25 July 2025	Monday, 07 July 2025	AWARDED
	Renewal of Gravel Roads	R	2 800 000	Thursday, 31 July 2025	Chule/Blose/Ndlovu	Panel	Monday, 11 August 2025	Friday, 15 August 2025	Monday, 08 September 2025	Monday, 22 September 2025	Monday, 06 October 2025	Friday, 06 June 2025	AWARDED
	Maintenance of Street lights	R	500 000	Monday, 07 July 2025	Mr S Ntshiza	Tender	Monday, 11 August 2025	Friday, 22 August 2025	Monday, 06 October 2025	Tuesday, 14 October 2025	Monday, 03 November 2025	Monday, 07 July 2025	AWARDED
	Repairs and Maintenance - Roads	R	6 500 000	Friday, 30 May 2025	Miss P Malinga& Mr SS Ndlovu	Panel	Monday, 09 June 2025	Friday, 13 June 2025	Monday, 30 June 2025	Monday, 07 July 2025	Friday, 18 July 2025	Monday, 26 May 2025	AWARDED
	Maintenance and calibration of weigh bridge	R	100 000	Monday, 30 June 2025	Miss N Ndelu	Quotations	Monday, 07 July 2025	Friday, 11 July 2025	Thursday, 31 July 2025	Wednesday, 13 August 2025	Friday, 22 August 2025	Friday, 04 July 2025	RE-ADVERTISED
	Clearing and Grass Cutting Services	R	200 000	17th October 2025	Miss C Rowe	Quotations	Monday, 20 October 2025	Friday, 24 October 2025	Tuesday, 11 November 2025	Wednesday, 26 November 2025	Friday, 05 December 2025		NO REQUEST SUBMITTED
	Integrated Transport Plan	R	250 000	Thursday, 31 July 2025	Mr SV Chule	Panel	Monday, 11 August 2025	Friday, 15 August 2025	Friday, 22 August 2025	Tuesday, 16 September 2025	Monday, 29 September 2025		NO REQUEST SUBMITTED
	Roads and Stormwater Management Plan	R	250 000	Thursday, 31 July 2025	Mr SV Chule	Panel	Monday, 11 August 2025	Friday, 15 August 2025	Friday, 22 August 2025	Tuesday, 16 September 2025	Monday, 29 September 2025	Thursday, 11 September 2025	TO RESEND RFQ
	Electrification Master Plan	R	250 000	Monday, 30 June 2025	Mr S Ntshiza	Panel	Tuesday, 12 August 2025	Friday, 15 August 2025	Friday, 22 August 2025	Tuesday, 16 September 2025	Monday, 29 September 2025	Monday, 07 July 2025	AWARDED
	Gardening Services (land scape)(IRRIGATION SYSTEM)	R	100 000	Friday, 30 May 2025	Miss C Rowe	Panel	Monday, 14 July 2025	Friday, 15 August 2025	Friday, 22 August 2025	Tuesday, 16 September 2025	Monday, 29 September 2025	Monday, 21 July 2025	AWARDED
	Materials and Supplies (Wheelbarrows, tools etc., Handyman maintenance materials)	R	530 000	Friday, 30 May 2025	Miss C Rowe	Quotations	Monday, 14 July 2025	Friday, 15 August 2025	Friday, 22 August 2025	Tuesday, 16 September 2025	Monday, 29 September 2025		AWARDED
	Signage	R	70 000	Thursday, 31 July 2025	Mr LP Blose	Quotations	Monday, 11 August 2025	Friday, 15 August 2025	Wednesday, 03 September 2025	Tuesday, 16 September 2025	Monday, 29 September 2025		NOT SUBMITTED
	Uniform and Protective Clothing	R	1 200 000	Friday, 30 May 2025	Miss C Rowe	Tender	Monday, 23 June 2025	N/A	N/A	Monday, 02 June 2025	Friday, 08 August 2025	Monday, 07 July 2025	ADVERTISED
	uniform and Protective Clothing (EPWP)	R	100 000	Friday, 30 May 2025	Miss C Rowe	Tender	Monday, 23 June 2025	N/A	N/A	Monday, 02 June 2025	Friday, 08 August 2025	Monday, 07 July 2025	ADVERTISED
	EPWP Training	R	123 000	Friday, 30 May 2025	Mr S Nzimande	Quotations	Monday, 23 June 2025	Friday, 16 May 2025	Monday, 02 June 2025	N/A	Friday, 08 August 2025		SUBMITTED TO CORPORATE SERVICES
	Air Pollution- waste disposal sites Audits	R	500 000	Wednesday, 02 July 2025	Miss L. Ndelu	Panel	Monday, 14 July 2025	N/A	N/A	Monday, 28 July 2025	Friday, 01 August 2025	Thursday, 24 April 2025	AWARDED
	DTPS												
07/15 02/1	Review of the Bulwer Precinct Plan	R	300 000.00	Friday, 30 May 2025	Majola/Mbhele	Panel	Monday, 30 June 2025	Wednesday, 30 July 2025	Saturday, 30 August 2025	Tuesday, 30 September 2025	Tuesday, 30 September 2025	Monday, 04 August 2025	ON HOLD
07/15 02/1	Review of the Land Use Scheme	R	300 000.00	Friday, 30 May 2025	Majola/Mbhele	Panel	Monday, 30 June 2025	Wednesday, 30 July 2025	Saturday, 30 August 2025	Tuesday, 30 September 2025	Tuesday, 30 September 2025	Monday, 04 August 2025	ADVERTISED
	1x Food service assistant Training	R	50 000.00	Thursday, 18 September 2025	Majola/Mbhele	MOU Training Institute	Friday, 28 November 2025	Tuesday, 13 January 2026	Monday, 09 February 2026	Thursday, 26 February 2026	Monday, 09 March 2026		NOT SUBMITTED
	1x Customer Operative Training	R	50 000.00	Thursday, 31 July 2025	Majola/Mbhele	MOU Training Institute	Tuesday, 05 August 2025	Wednesday, 13 August 2025	Tuesday, 30 September 2025	Thursday, 30 October 2025	Saturday, 06 December 2025		NOT SUBMITTED
	1x Professional Food Vendor Training	R	50 000.00	Monday, 11 August 2025	Majola/Mbhele	MOU Training Institute	Friday, 22 August 2025	Wednesday, 13 August 2025	Tuesday, 30 September 2025	Friday, 30 October 2026	Saturday, 06 December 2025		NOT SUBMITTED
	1x Live Events (Stage Management) Training	R	50 000.00	Thursday, 31 July 2025	Majola/Mbhele	Quotations	Tuesday, 09 September 2025	Tuesday, 16 September 2025	Tuesday, 30 September 2025	Thursday, 30 October 2025	Saturday, 29 November 2025	Tuesday, 12 August 2025	NOT SUBMITTED
	1x Plumbing Training	R	140 000.00	Tuesday, 12 August 2025	Majola/Mbhele	MOU Training Institute	Tuesday, 09 September 2025	Thursday, 21 August 2025	Wednesday, 04 March 2026	Saturday, 28 March 2026	Tuesday, 30 June 2026		NOT SUBMITTED
	1x Carpentry Training	R	140 000.00	Tuesday, 12 August 2025	Majola/Mbhele	MOU Training Institute	Tuesday, 09 September 2025	Tuesday, 30 September 2025	Wednesday, 29 October 2025	Saturday, 08 November 2025	Saturday, 22 November 2025		NOT SUBMITTED
	1x Basic Weaving	R	140 000.00	Monday, 06 October 2025	Majola/Mbhele	Quotations	Monday, 13 October 2025	Friday, 17 October 2025	11th November 2025	26th November 2025	Tuesday, 02 December 2025		NOT SUBMITTED
	Procurement of 2 Display screens and stand	R	100 000.00	Wednesday, 02 July 2025	Majola/Mbhele	Quotations	Wednesday, 23 July 2025	Thursday, 21 August 2025	Monday, 01 September 2025	N/A	Friday, 12 September 2025	Monday, 11 August 2025	TO BE ADVERTISED
	Procurement of Furniture	R	340 000.00	Wednesday, 09 July 2025	Majola/Mbhele	Quotations	Wednesday, 23 July 2025	Thursday, 21 August 2025	Monday, 01 September 2025	N/A	Friday, 12 September 2025	Monday, 11 August 2025	BID EVALUATION COMMITTEE
	Local Business Exhibition Show	R	500 000.00	Tuesday, 08 July 2025	Majola/Mbhele	Quotations	Wednesday, 23 July 2025	Thursday, 21 August 2025	Tuesday, 16 September 2025	Tuesday, 30 September 2025	Friday, 31 October 2025	Monday, 11 August 2025	ADVERTISED
	Material and Equipment Support to Emerging Enterprises: Coops, Crafters, & SMMEs.	R	1 151 594.70	Wednesday, 20 August 2025	Majola/Mbhele	Tender: Combined according to Sector	Monday, 25 August 2025	Friday, 29 August 2025	Monday, 22 September 2025	Monday, 29 September 2025	Thursday, 30 October 2025	Tuesday, 05 August 2025	SOME PROJECT ARE ADV AND SOME WAITING FOR REQUEST
	CORPORATE SERVICES												
	Human Resources (Organisational Analysis)	R	220 000.00	Thursday, 31 July 2025	Mr Radebe	Once off	Monday, 30 June 2025		31-Jul-25	N/A	Friday, 29 August 2025	Thursday, 31 July 2025	QUOTATION EVALUATION
	Project management	R	125 000.00	Wednesday, 17 September 2025	Miss X Khumalo	once off	Monday, 22 September 2025	Tuesday, 23 September 2025	Monday, 06 October 2025	Wednesday, 15 October 2025	Friday, 24 October 2025	Wednesday, 17 September 2025	QUOTATION EVALUATION

	Excel training	R 200 000.00	Thursday, 31 July 2025	Mr Radebe	Once off		Monday, 22 September 2025	Friday, 08 August 2025	22-Aug-25	Wednesday, 15 October 2025	Monday, 29 September 2025	Thursday, 18 September 2025	QUOTATION EVALUATION
	Emotional Intelligence	R 100 000.00	Thursday, 31 July 2025	Mr Radebe	Once off	Quotation	Monday, 22 September 2025	Friday, 08 August 2025	22-Aug-25	Wednesday, 15 October 2025	Monday, 29 September 2025	Friday, 11 July 2025	QUOTATION EVALUATION
	Performance Management Training	R 100 000.00	Thursday, 31 July 2025	Mr Radebe	Once off	Quotation	Monday, 22 September 2025	Friday, 08 August 2025	Friday, 22 August 2025	Wednesday, 15 October 2025	Monday, 29 September 2025	Friday, 11 July 2025	QUOTATION EVALUATION
	Waste Management Training	R 90 000.00	Thursday, 31 July 2025	Mr Radebe	Once off	Quotation	Monday, 22 September 2025	Friday, 08 August 2025	Friday, 22 August 2025	Wednesday, 15 October 2025	Monday, 29 September 2025	Thursday, 24 July 2025	QUOTATION EVALUATION
	EAP Committee Training	R 75 000.00	Thursday, 31 July 2025	Mr Radebe	Once off	Quotation	Monday, 22 September 2025	Friday, 08 August 2025	Friday, 22 August 2025	Wednesday, 15 October 2025	Monday, 29 September 2025	Thursday, 24 July 2025	QUOTATION EVALUATION
	SCM Training	R 50 000.00	Thursday, 31 July 2025	Mr Radebe	Once off	Quotation	Monday, 22 September 2025	Friday, 08 August 2025	Friday, 22 August 2025	Wednesday, 15 October 2025	Monday, 29 September 2025		QUOTATION EVALUATION
	Horticulture Training	R 15 000.00	Thursday, 31 July 2025	Mr Radebe	Once off	Quotation	Monday, 22 September 2025	Friday, 08 August 2025	Friday, 22 August 2025	Wednesday, 15 October 2025	Monday, 29 September 2025	4 AUGUSRT 2025	QUOTATION EVALUATION
	Regulations 21 Training	R 35 000.00	Thursday, 31 July 2025	Mr Radebe	Once off	Quotation	Monday, 22 September 2025	Friday, 08 August 2025	Friday, 22 August 2025	Wednesday, 15 October 2025	Monday, 29 September 2025		QUOTATION EVALUATION
	Peace Officer	R 100 000.00	Thursday, 31 July 2025	Mr Radebe	Once off	Quotation	Monday, 22 September 2025	Friday, 08 August 2025	Friday, 22 August 2025	Wednesday, 15 October 2025	Monday, 29 September 2025		NO REQUEST SUBMITTED
	Staff Wellness - Programme 1	R 36 985.00	Friday, 19 September 2025	Mr Radebe	Once off	Quotation	Monday, 22 September 2025	Friday, 08 August 2025	Friday, 22 August 2025	Wednesday, 15 October 2025	Saturday, 15 November 2025		DONE
	Staff Wellness - Programme 2	R 36 985.00	Friday, 20 March 2026	Mr Radebe	Once off	Quotation	Monday, 22 September 2025	Friday, 08 August 2025	Friday, 22 August 2025	Thursday, 18 September 2025	Friday, 15 May 2026		SOURCING QUOTATIONS
	OHS (PSYCHOLOGIST)	R 300 000.00	August	Mr Radebe	36 Months (ongoing)	Tender/ Quotation	Monday, 11 August 2025	Friday, 22 August 2025	6th October 2025	Monday, 20 October 2025	17th November 2025	Wednesday, 16 July 2025	RE-ADVERTISED
	Occupational Health and Safety Committee (Personal Protective Clothing)	R 50 000.00	Thursday, 31 July 2025	Mr Radebe	Once off	Quotation	Monday, 11 August 2025	Thursday, 31 July 2025	Friday, 29 August 2025	Thursday, 18 September 2025	Tuesday, 30 September 2025		NO REQUEST SUBMITTED
	Procurement of Furniture and Equipment	R 250 000.00	Monday, 30 June 2025	Mr S Ngcobo	Once off	Quotation	Monday, 11 August 2025	Thursday, 31 July 2025	Friday, 29 August 2025	Thursday, 18 September 2025	Tuesday, 30 September 2025	Thursday, 31 July 2025	BID ADJUDICATION COMMITTEE
	Uniform and Protective Clothing	R 163 610.00	Monday, 30 June 2025	Mr S Ngcobo	Once off	Quotations	Monday, 11 August 2025	Thursday, 31 July 2025	Friday, 29 August 2025	Thursday, 18 September 2025	Friday, 28 November 2025		ADVERTISED
	Installation of Security Cameras	R 100 000.00	Monday, 30 June 2025	Mr S Ngcobo	Once off	Quotations	Monday, 11 August 2025	Thursday, 31 July 2025	Friday, 29 August 2025	Thursday, 18 September 2025	Tuesday, 30 September 2025		NO REQUEST SUBMITTED
	Security	R 19 104 334.00	Friday, 29 August 2025	Mr S Ngcobo	contract in place		Monday, 01 September 2025	Friday, 05 September 2025	Saturday, 13 September 2025	Saturday, 20 September 2025	Friday, 28 November 2025		NO REQUEST SUBMITTED FOR NEW CONTRACT
	Computer software ADOBE Reader	R 256 598.98	Wednesday, 15 October 2025	Mr D.B. Gumede	(3 years) Ongoing	Tender	Monday, 20 October 2025	Friday, 24 October 2025	Monday, 08 December 2025	Monday, 19 January 2026	Friday, 06 February 2026	Thursday, 25 September 2025	TO BE RE-ADVERTISED
	Anti- Virus	R 160 000.00	Monday, 01 September 2025	Mr D.B. Gumede	3YEAR CONTRACT	Tender	9 september 2025	Friday, 19 September 2025	Monday, 03 November 2025	Monday, 17 November 2025	Monday, 08 December 2025	Tuesday, 02 September 2025	BID ADJUDICATION COMMITTEE
	Internet Provision	R900000	Monday, 01 September 2025	Mr D.B. Gumede	3 Year on going	Tender	Monday, 08 September 2025	Friday, 19 September 2025	Monday, 03 November 2025	Monday, 17 November 2025	Saturday, 08 November 2025	Tuesday, 02 September 2025	TO BE RE-ADVERTISED
	OFFICE OF THE MM												
	Training Programme for Ward Committees	R 250 000.00	Thursday, 28 August 2025	Nqobile N Vakalisa		Panel	Tuesday, 09 September 2025	Monday, 15 September 2025	Friday, 03 October 2025	Wednesday, 08 October 2025	Tuesday, 14 October 2025	Thursday, 28 August 2025	AWARDED
	IA Services (Interim Financials)		Monday, 02 February 2026	N Mntiso		Quotation	Monday, 09 February 2026	Friday, 13 February 2026	Tuesday, 03 March 2026	13/03/2026	Friday, 27 March 2026		NOT DUE
	Computer	R 40 000.00	Monday, 02 March 2026	N Mntiso		once off	Monday, 09 March 2026	Friday, 13 March 2026	Monday, 13 April 2026	Thursday, 23 April 2026	Thursday, 30 April 2026		NOT DUE

APPROVED BY
 MISS N HOLIWE
 SCM MANAGER



**REPORT ON SUPPLY CHAIN MANAGEMENT FOR QUARTER TWO (OCTOBER, NOVEMBER AND DECEMBER) 2025/2026 -DR
NKOSAZANA DLAMINI ZUMA MUNICIPALITY**

**AUTHOR: CHIEF FINANCE OFFICER
(File Ref: Budget and Treasury Office)**

1st Level : MANCO
2nd Level : Finance Committee
3rd Level : EXCO
4th Level : COUNCIL

PURPOSE OF REPORT

To present the Implementation of the Supply chain management policy to the Committee and Council

BACK GROUND

The Municipal Finance Management Act No 56, 2003 Chapter 11, the municipal supply chain management Regulation, as published in the Government Gazette on 30 May 2005 and the Supply Chain Management Policy as adopted by Council state that a report must be submitted within ten (10) working days of the end of each quarter to committees and council, in order to create a transparent image to all processes in the Supply Chain Management Division

LEGISLATIVE FRAMEWORK

- Constitution of Republic of South Africa, Act No 108 of 1996
- Municipal Finance Management Act, No 56 of 2003
- Board Based Black Economic Empowerment Amended Act,2013 (Act Non.46 of 2013)
- Supply Chain Management policy

RANGE OF PROCUMENT

- Direct purchase, up to the transaction value of R 1 to R 2000,00
- Formal written price quotation for procurement of a transaction value above R 2 000,00 up to R 300 000,00 (Vat included).
- Formal written price quotation for procurement of a transaction value above R 30 000,01 up to R 300 000,00 (Vat included).
- Competitive bidding process for procurement above a transaction value of R 300 000,01 (Vat included)

TABLE OF CONTENTS

INTRODUCTION

FUNCTIONING OF SCM UNIT

DECLARATION OF INTEREST BY SCM PERSONNEL

ADEQUACY OF PERSONNEL WITH SCM

FUNCTIONING OF BID COMMITTEES MEETINGS

CONSTITUTION OF BID COMMITTEES

BID COMMITTEE MEMBERS DECLARATION

SECTION 114 APPROVAL OF TENDERS NOT RECOMMENDED

REGULATION 32.

REGULATION 36 DEVIATIONS.

REGULATION 45 AWARDS TO CLOSE FAMILY MEMBERS OF PERSONS IN THE SERVICE OF THE STATE.

QUOTATION AWARDED BETWEEN R 30 000,00 to R 300 000,00

SPEND ANALYSIS

BIDS AWARDED

BURIAL ASSISTANCE

CONTRACT MANAGEMENT

IRREGULAR EXPENDITURE

LEASE AGREEMENTS

FRUITLESS & WASTEFUL EXPENDITURE

UNAUTHORIZED EXPENDITURE

TRANSVERSAL CONTRACT

INTRODUCTION

Regulation 6(3)(4) of the Municipal SCM Regulation requires that on a quarterly basis the accounting officer must submit to the Mayor a report on the implementation of the SCM Policy no later than 10 days after end of each quarter. Subsection 4 further states that the report must be made public in accordance with section 21A of the Municipal System Act.

FUNCTIONS OF THE SCM UNIT

DECLARATION OF INTEREST BY SCM PERSONNEL

All members of Bid Committees had signed declaration of interest and code of conducts.

ADEQUACY OF PERSONNEL WITHIN SCM

All SCM personal are competent and capable of performing their duties

FUNCTIONING OF BID COMMITTEES

CONSTITUTION OF BID COMMITTEES

The 3 bid committees namely the Bid Specifications Committee, Bid Evaluation and The Bid Adjudication Committee have been constituted adequately in line with the SCM regulation requirements.

BID COMMITTEE MEMBERS DECLARATIONS

Bid Evaluation and Adjudication Committee members declared their interest at every sitting of the committees held during the 2nd quarter and no conflicts of interest were recorded during discussions.

SECTION 114 APPROVAL OF TENDERS NOT RECOMMENDE

No awards were made to supplier other than the ones recommended.

REGULATION 32

Regulation 32(1) of the Municipal Supply Chain allows the accounting officer to procure goods or service for the Municipality or Municipal Entity under contract secured by another organ of state.

Date	Supplier	Details	Amount
No Regulation 32 in the last quarter	N/A	N/A	0,00

REGULATION 36 DEVIATIONS

DATE	ORDER NO.	COMPANY NAME	AMOUNT	DESCRIPTION OF SERVICE	REASON
13/10/2025	9606	Bulwer and Donnybrook Tax Association	R99 000,00	33 x 3 taxis per ward transport community members to the 1st round IDP/Budgets/PMS/SDF 2026/2027 from zone 1 to zone 3	Impractical to follow the SCM process - Municipality has two taxi association Donnybrook and Bulwer
13/10/2025	9604	Underberg and himeville taxi association	R41 040,00	12 x 3 taxi per ward transporting community members to the 1st round IDP/Budget/PMS/SDF 2026/2027 road show from zone 1 to zone 3	Impractical to follow the SCM process - Municipality has two taxi association Underberg and Himeville
16/10/2025	9614	Underberg and himeville taxi association	R6 600,00	2 x taxis Transporting community attending senior citizen day at Nkwezela in ward 9 from Mqatsheni and Nhlanhleni	Impractical to follow the SCM process - Municipality has two taxi association Underberg and Himeville
16/10/2025	9613	Bulwer and Donnybrook Tax Association	R2 900,00	1 x taxi Transporting community attending senior citizen day at Nkwezela in ward 9	Impractical to follow the SCM process - Municipality has two taxi association Donnybrook and Bulwer

27/10/2025	9617	Bulwer and Donnybrook Tax Association	R13 000,00	3 x taxis transport Vulnerable learners to fetch their Ids at Ixopo on the 28/10/2025	Impractical to follow the SCM process - Municipality has two taxi association Donnybrook and Bulwer
19/11/2025	9631	Bulwer and Donnybrook Taxi association	R16 000,00	4 x 15 seater taxi Transport community members ward 13,9,and 7 attending 16 days of activism at St Charles on the 28th November 2025	Impractical to follow the SCM process - Municipality has two taxi association Donnybrook and Bulwer
12/11/2025	9628	Underberg and Himeville Taxi Association	R6 200,00	1 x 22 seater transport from ward 06 to Ixopo attending disability Games selection on the 13th November 2025	Impractical to follow the SCM process - Municipality has two taxi association Underberg and Himeville

14/11/2025	9934	Bulwer and Donnybrook taxi association	R6 000,00	1 X 22 SEATER TRANSPORT for umbimbi lwamabutho programme to Msunduzi Municipality on the 15th November 2025	Impractical to follow the SCM process - Municipality has two taxi association Donnybrook and Bulwer
18/11/2025	9630	Bulwer and Donnybrook Taxi Association	R14 000,00	2 x 22 and 3 x15 seater transporting disabled community members to Junction Hall on the 20th November 2025	Impractical to follow the SCM process - Municipality has two taxi association Donnybrook and Bulwer
TOTAL			R204 740,00		

QUOTATION AWARDED BETWEEN R 30 000,01-R 300 000,00

Company Name	DESCRIPTION OF SERVICE RENDERED	AMOUNT
SGQIKI TRADING	Request for Speakers, cordless microphone, overhead projector, multi-functional camera and phone stands	R 75 000,00
Mathutha Trading	Supply and delivery of laptop and one multifunctional hub	R 40 000,00
Mathutha Trading	Fencing of Donnybrook toilets	R 92 000,00
SHIBILIKA Trading	Supply and Delivery of Nylon	R 21 300,00
Nduna Trading	Supply and Delivery of sport equipment for training camp	R 207 900,00
MATHUTHA TRADING	Service provider to supply and deliver calendars and diaries	R 225 400,00
Total		R 661 600,00

SPEND ANALYSIS

MONTH	OCTOBER	NOVEMBER	DECEMBER	Total for the Quarter	%Spend contribution
Direct purchase from R0,00 but below R 2000,00	R 0,00	R 0,00	R 0,00	R 0,00	0%
Formal written price quotation	R 97 030,10	R 104 876,33	R 20 500,00	R 222 406,43	0.89%
Deviations	R 162 540,00	R 42 200,00	R 0,00	R 204 740,00	0.82%
Irregular Expenditure	R 0,00	R 0,00	R 0,00	R 0,00	0%
Fruitless & Wasteful Expenditure	R 1 037,00	R 0,00	R 0,00	R 1 037,00	0,000042%
Unauthorised Expenditure	R 0,00	R 0,00	R 0,00	R 0,00	0%
Contracted Services (Once Off)	R 467 275,38	R 182 315,46	R 22 543,40	R 672 134,24	2,69%
Quotation Above 30k	R 207 000,00	R 229 200,00	R 225 400,00	R 661 600,00	2.65%
Tender	R 12 192 908,71	R 805 000,00	R 1 151 668,21	R 14 149 576,92	56.73%
Petrol orders	R 30 136,05	R 3 300,00	R 29 700,00	R 63 136,05	0,25%
Funeral Orders	R 6 000,00	R 0,00	R 2 000,00	R 8 000,00	0.08%
Transversal Contract	R 0,00	R 0,00	R 1 345 342,58	R 1 345 342,58	5.39%
Panel / Contracted	R 7 223 271,83	R 276 264,36	R 114 525,49	R 7 614 061,68	30.53%
Totals	R 20 387 199.07	R 1 643 156,15	R 2 911 679,68	R 24 942 034,9	100%

BIDS AWARDS ABOVE R 300 000,01

LENGTH OF TIME FOR TENDER	APPOINTMENT DATE	CLOSING DATE OF ADVERT	BIDDERS NAME	DESCRIPTION	AMOUNT	SPECIFIC GOALS CLAIMED
65 days	09 October 2025	11 July 2025	Ukwazi Home Development projects	Construction of Ndlangisa Pedestrian bridge	R4 980 464,78	12,5
64 days	08 October 2025	11 July 2025	Majiki Construction and plant hire	Construction of Jackson Road causeway	R7 212 443,93	15
68 days	27 October 2025	24 July 2025	MSTS Holdings (Pty) Ltd	Panel for Supply, delivery and Installation of lighting conductors for period of three years	Rate base	7
64 Day	23 October 2025	24 July 2025	Sinohydro Consultants (Pty) Ltd	Panel of Environmental specialist to develop environmental studies for a period of three years	Rate base	4,5
77 days	27 October 2025	11 July 2025	Mathutha Trading	Supply,delivery and installation of parkhome for Underberg fire station	R805 000,00	12,5
68 days	27 October 2025	24 July 2025	LEA Construction	Panel for Supply,delivery and Installation of lighting conductors for period of three years	Rate base	10
68 days	27 October 2025	24 July 2025	Simadric Construction and projects	Panel for Supply,delivery and Installation of lighting conductors for period of three years	Rate base	7,5
49 days	02 December 2025	25 September 2025	DOUBLE OPTION	MAINTENANCE OF STREET LIGHTING WITHIN THE	R876 411,21	4,5

				FOLLOWING TOWNS (UNDERBERG, BULWER, CREIGHTON AND DONNYBROOK)		
61 days	02 December 2025	09 September 2025	MABHAGHAN CONSTRUCTION AND PROJECTS	Supply, Delivery and Installation of 80KVA standby generator	R275 257,00	12,5
95 days	02 December 2025	23 July 2025	DNM Attorneys	Panel of Attorneys for a period of 36 months.	Rate based	17.8
95 days	02 December 2025	23 July 2025	A Vilakazi and Associates	Panel of Attorneys for a period of 36 months.	Rate based	5
95 days	02 December 2025	23 July 2025	LLM Attorneys	Panel of Attorneys for a period of 36 months.	Rate based	7
49 days	02 December 2025	25 September 2025	MATHUTHA TRADING	Supply & delivery of firefighting equipment for a period of 3 years.	Rate Based	17,5
Total					R 14 149 576,92	

BURIAL ASSISTANCE ORDERS FOR THE PERIOD OF OCTOBER, NOVEMBER AND DECEMBER 2025

Order No.	FAMILY	WD1	W D2	WD3	WD4	WD5	WD6	WD7	WD8	WD9	WD10	WD11	WD12	WD13	WD14	WD15
0000009 0000426 3	Request funeral support of Steenkamp Fani Alfred from ward 13 under Cllr B R Memela	0	0	0	0	0	0	0	0	0	0	0	0	R 2000,0 0	0	0
0000009 0000431 1	Request funeral support of Nzimande Lindani from ward 11 under Cllr X Zamisa	0	0	0	0	0	0	0	0	0	0	R 2000,0 0	0	0	0	0
0000009 0000435 7	request funeral support of Phungula Nkanyiso from ward 03 under	0	0	R 2000, 00	0	0	0	0	0	0	0	0	0	0	0	0

	Cllr S Mkhize															
0000009 0000456 9	Request funeral support of Jili Bhekokwak he Bongani from ward 13 under Cllr BR Memela	0	0	0	0	0	0	0	0	0	0	0	0	R 2000,0 0	0	0
TOTAL				R 2000, 00								R 2000,0 0		R 4000,0 0		R 8000,0 0

CONTRACTS MANAGEMENT**New Contract in the 2nd Quarter**

Name of the service provider	Description	Duration of contract
Majiki construction and plant hire	Construction of Jackson Road causeway	8 Months
Ukwazi home Development	Construction Ndlangisa Pedestrian Bridge	6 Months
Sinohydro consultant Pty ltd	A Panel of environmental specialist to develop environmental studies for Dr Nkosazana Dlamini Zuma municipality for a period of 3 Years	3 Years
Mathutha Trading	Supply, Delivery and Installation of Park homes for Underberg Fire Station	6 months
Somncane General Trading LAE Construction Simadric Construction & Projects PTY LTD MSTS Holdings PTY ;LTD	Panel of Lightning Conductors	3 Years
DNM Attorneys A Vilakazi and Associates LLM Attorneys	Panel of Attorneys	3 Years
Mathutha Trading	Supply & Delivery of firefighting equipment	3 Years

IRREGULAR EXPENDITURE

Service Provider	Name of project	Amount	Reason for Irregular
		R	

LEASE AGREEMENT

No lease agreement on the 2nd quarter

FRUITLESS & WASTEFUL EXPENDITURE

Service Provider	Name of project	Amount	Reason
Total Amount		R	

UNAUTHORIZED EXPENDITURE

No unauthorised expenditure on the 2nd quarter

Service Provider	Name of project	Amount	Reason
Total Amount		R	

TRANSVERSAL CONTRACT

Service Provider	Name of project	Amount
BIDVEST MCCARTHY	SUPPLY AND DELIVERY OF 2 SUV VEHICLES	R1 345 342,58
TOTAL		R1 345 342,58

RECOMMENDATIONS

That this report to be noted by Committee and council.

MONTHLY REPORT ON CONTRACT MANAGEMNT AS AT 31 DECEMBER 2025

AUTHOUR: Chief Financial Officer

(File Ref): Finance Department

1st Level: MANCO

2rd Level: Finance Committee

3rd Level: EXCO

4th Level: Council

PURPOSE

The purpose of this report is to comply with section 116 of the Municipal Finance Management Act No. 56 of 2003 (MFMA) and the requirements as promulgated in the Contract Management Framework.

STRATEGIC OBJECTIVE

To ensure good governance, financial viability, and optimal institutional transformation with capacity to execute its mandate.”

LEGISLATIVE FRAMEWORK

In terms of section 116 of the MFMA:

(1) A contract or agreement procured through the supply chain management system of a municipality or municipal entity must-

(a) be in writing;

(b) stipulate the terms and conditions of the contract or agreement, which must include provisions providing for-

(i) the termination of the contract or agreement in the case of non- or under- performance

(ii) dispute resolution mechanisms to settle disputes between the parties;

(iii) a periodic review of the contract or agreement once every three years in the case of a contract or agreement for longer than three years; and

(iv) any other matters that may be prescribed.

(2) The accounting officer of a municipality or municipal entity must-

(a) take all reasonable steps to ensure that a contract or agreement procured through the supply chain management policy of the municipality or municipal entity is properly enforced.

(b) monitor on a monthly basis the performance of the contractor under the contract or agreement.

RECOMMENDATIONS

It is hereby recommended;

That in compliance with Section 116 of the MFMA Act 56 of 2003 and Contract Management Framework, the report be noted by Council Committees.

NAME OF BIDDER	PROJECT/SERVICE	DEPARTMENT	CONTRACT VALUE	PAYMENTS	START DATE	INITIAL END DATE	NEW END DATE	SERVICE PROVIDER PERFORMANCE	COMMENTS
CHAMPION CIVIL S	PANEL TO SUPPLY AND DELIVERY OF REUSE BAGS	PWBS	IT IS BASED ON THE APPROVED RATE OF R200/80 INCLUDING TRANSPORT	R 322 000.00	18/06/2023	18/06/2026		GOOD	
SHEKUNTU AND SONS (PTY) LTD	PANEL TO SUPPLY AND DELIVERY OF REUSE BAGS	PWBS	IT IS BASED ON THE APPROVED RATE OF R839.15 INCLUDING TRANSPORT	R 287 845.00	18/06/2023	18/06/2026		GOOD	
NTSHENGULA TRADING ENTERPRISE	PANEL TO SUPPLY AND DELIVERY OF STATIONERY	CORPORATE SERVICES	IT IS BASED ON THE APPROVED RATES AS BIDD	R	01/07/2023	30/06/2026		GOOD	
MAKONGWABANE TRADING ENTERPRISE	PANEL TO SUPPLY AND DELIVERY OF STATIONERY	CORPORATE SERVICES	IT IS BASED ON THE APPROVED RATES AS BIDD	R	01/07/2023	30/06/2026		GOOD	
ONKAWALANGA TRADING	PANEL TO SUPPLY AND DELIVERY OF STATIONERY	CORPORATE SERVICES	IT IS BASED ON THE APPROVED RATES AS BIDD	R 421 670.00	01/07/2023	30/06/2026		GOOD	
MATHUTHA TRADING ENTERPRISE (PTY) LTD	PANEL TO SUPPLY AND DELIVERY OF STATIONERY	CORPORATE SERVICES	IT IS BASED ON THE APPROVED RATES AS BIDD	R 1 007 665.15	01/07/2023	30/06/2026		GOOD	
CLEAN SPOT SOLUTIONS	PANEL TO SUPPLY AND DELIVERY OF CLEANING MATERIAL	CORPORATE SERVICES	IT IS BASED ON THE APPROVED RATES AS BIDD	R 107 365.69	01/07/2023	30/06/2026		GOOD	
NTSHENGULA TRADING ENTERPRISE	PANEL TO SUPPLY AND DELIVERY OF CLEANING MATERIAL	CORPORATE SERVICES	IT IS BASED ON THE APPROVED RATES AS BIDD	R	01/07/2023	30/06/2026		GOOD	
SHEKUNTU AND SONS (PTY) LTD	PANEL TO SUPPLY AND DELIVERY OF CLEANING MATERIAL	CORPORATE SERVICES	IT IS BASED ON THE APPROVED RATES AS BIDD	R 137 578.64	01/07/2023	30/06/2026		GOOD	
MATHUTHA TRADING ENTERPRISE (PTY) LTD	PANEL TO SUPPLY AND DELIVERY OF CLEANING MATERIAL	CORPORATE SERVICES	IT IS BASED ON THE APPROVED RATES AS BIDD	R 732 229.91	01/07/2023	30/06/2026		GOOD	
TYCOON HOLDINGS TOWING AND RECOVERY	PANEL OF TOWING SERVICES	CORPORATE SERVICES	IT IS BASED ON THE APPROVED RATE OF R400 FOR SKILLED PERSONNEL AND R1000 TRUCK	R	01/07/2023	30/06/2026		GOOD	
MANTAMBO FINANCIAL CONSULTING	PANEL OF FIVE INTERNAL AUDIT (I/A) SERVICES PROVIDERS	OFFICE OF THE MUNICIPAL MANAGER	IT IS BASED ON THE APPROVED	R 273 640.00	14/07/2023	14/07/2026		GOOD	
MATED SYSTEM (PTY) LTD	SUPPLY INSTALLATION AND CONFIGURATION OF ELECTRONIC DOCUMENTS AND RECORDS (MANAGEMENT SYSTEM)EDRMS)	CORPORATE SERVICES	R	R 825 010.00	18/09/2023	17/09/2026		SATISFACTORY	
EMVROSERVE WASTE MANAGEMENT (PT) LTD	REMOVAL OF WASTE FROM HMEHTILLE TRANSFER STATION	PWBS	IT IS BASE ON THE APPROVED RATE OF R3 584.82 FOR RENTAL AND TRANSPORTATION	R 6 132 911.60	18/10/2023	18/10/2026		EXCEEDED EXPECTATION	
AQUA TRANSPORT & PLANT HIRE	PANEL OF 3 SERVICE PROVIDERS TO PROVIDE HONEY SUCKING AND HIGH WATER PRESSURE JETTING SERVICES	PWBS	IT IS BASED ON THE APPROVED RATE OF R22 300 FOR HONEY SUCKING AND JETTING CLEANING	R	17/10/2023	17/10/2026		N/A	
SHEKUNTU AND SONS	PANEL OF 3 SERVICE PROVIDERS TO PROVIDE HONEY SUCKING AND HIGH WATER PRESSURE JETTING SERVICES	PWBS	IT IS BASED ON THE APPROVED RATE OF R11 879.50 FOR HONEY SUCKING AND JETTING CLEANING	R 1 182 855.50	17/10/2023	17/10/2026		GOOD	
EKENE INVESTMENTS CC	PANEL OF 3 SERVICE PROVIDERS TO PROVIDE HONEY SUCKING AND HIGH WATER PRESSURE JETTING SERVICES	PWBS	IT IS BASED ON THE APPROVED RATE OF R34 629 FOR HONEY SUCKING AND JETTING CLEANING	R	17/10/2023	17/10/2026		N/A	Valuation Order of R1 449 000 was made for VIP Protection for Council in Demand. There's another Valuation order of R3 768 325.03 for Chief whip and semi-auto Rifle
MHLONGO, TRANSCOM SECURITY	PROVISION OF SECURITY SERVICES AND VP PROTECTION FOR A PERIOD OF 36 MONTHS	CORPORATE SERVICES	R	R 44 277 263.97	02/01/2024	02/01/2027		GOOD	
LANREC (PTY) LTD	PANEL OF SERVICE PROVIDERS FOR CONSTRUCTION OF OSS HOUSES	COMMUNITY'S SOCIAL SERVICES	IT IS BASED ON THE APPROVED RATE OF R211 000.00	R	22/01/2024	22/01/2027		N/A	
ZWENEZE CONSTRUCTION AND PROJECTS	PANEL OF SERVICE PROVIDERS FOR CONSTRUCTION OF OSS HOUSES	COMMUNITY'S SOCIAL SERVICES	IT IS BASED ON THE APPROVED RATE OF R148 100.00	R	22/01/2024	22/01/2027		N/A	
AMANZI AKHOBLE TRADING JS	PANEL OF SERVICE PROVIDERS FOR CONSTRUCTION OF OSS HOUSES	COMMUNITY'S SOCIAL SERVICES	IT IS BASED ON THE APPROVED RATE OF R37 420.00	R	22/01/2024	22/01/2027		N/A	
SAWUTI TRADING AND PROJECT (PTY) LTD	PANEL OF SERVICE PROVIDERS FOR CONSTRUCTION OF OSS HOUSES	COMMUNITY'S SOCIAL SERVICES	IT IS BASED ON THE APPROVED RATE OF R188 000.00	R 390 875.00	22/01/2024	22/01/2027		GOOD	
MHLABANE TRADING (PTY) LTD	PANEL OF SERVICE PROVIDERS FOR CONSTRUCTION OF OSS HOUSES	COMMUNITY'S SOCIAL SERVICES	IT IS BASED ON THE APPROVED RATE OF R200 000.00	R	22/01/2024	22/01/2027		N/A	
MAZITHULELE 95 CONSTRUCTION	PANEL OF SERVICE PROVIDERS FOR CONSTRUCTION OF OSS HOUSES	COMMUNITY'S SOCIAL SERVICES	IT IS BASED ON THE APPROVED RATE OF R164 964.74	R	22/01/2024	22/01/2027		N/A	
NOU B TRADING ENTERPRISE	PANEL OF SERVICE PROVIDERS FOR CONSTRUCTION OF OSS HOUSES	COMMUNITY'S SOCIAL SERVICES	IT IS BASED ON THE APPROVED RATE OF R192 280.00	R 363 649.02	22/01/2024	22/01/2027		GOOD	
BULHEBEZWE TRADING (PTY) LTD	PANEL OF SERVICE PROVIDERS FOR CONSTRUCTION OF OSS HOUSES	COMMUNITY'S SOCIAL SERVICES	IT IS BASED ON THE APPROVED RATE OF R173 098.00	R	22/01/2024	22/01/2027		N/A	

NAME OF BIDDER	PROJECT/SERVICE	DEPARTMENT	CONTRACT VALUE	PAYMENTS	START DATE	INITIAL END DATE	NEW END DATE	SERVICE PROVIDER PERFORMANCE	COMMENTS
TYCOON HOLDINGS TOWING AND RECOVERY	PANEL OF SERVICE PROVIDERS FOR CONSTRUCTION OF OSS HOUSES	COMMUNITY & SOCIAL SERVICES	IT IS BASED ON THE APPROVED RATE OF R169 000.00	R	22/01/2024	22/01/2027		N/A	
KELONATHI PTY LTD	PANEL OF SERVICE PROVIDERS FOR CONSTRUCTION OF OSS HOUSES	COMMUNITY & SOCIAL SERVICES	IT IS BASED ON THE APPROVED RATE OF R223 740.00	R	22/01/2024	22/01/2027		N/A	
MAATHUTHA TRADING ENTERPRISE (PTY) LTD	PANEL OF SERVICE PROVIDERS FOR CONSTRUCTION OF OSS HOUSES	COMMUNITY & SOCIAL SERVICES	IT IS BASED ON THE APPROVED RATE OF R167 100.50	R	22/01/2024	22/01/2027		GOOD	
KEMBAL TRADING (PTY) LTD	PANEL OF SERVICE PROVIDERS FOR CONSTRUCTION OF OSS HOUSES	COMMUNITY & SOCIAL SERVICES	IT IS BASED ON THE APPROVED RATE OF R30 300.00	R	22/01/2024	22/01/2027		N/A	
FANO 2016	PANEL OF SERVICE PROVIDERS FOR CONSTRUCTION OF OSS HOUSES	COMMUNITY & SOCIAL SERVICES	IT IS BASED ON THE APPROVED RATE OF R173 434.90	R	22/01/2024	22/01/2027		GOOD	
MAATIK IT SOLUTION (PTY) LTD	DISASTER MANAGEMENT AND SUPPORT SERVICES FOR HELPER SYSTEM	CORPORATE SERVICES	R	R 519 756.35	01/04/2024	31/03/2027		GOOD	
MAATIK IT SOLUTION (PTY) LTD	PROVISION OF ICT OFF-SITE BACKUP AND DISASTER RECOVERY SERVICES (BUSINESS CONTINUITY AND SUPPORT)	CORPORATE SERVICES	R	R 705 253.28	01/04/2024	31/03/2027		GOOD	
SOMBI HOLDINGS	PROVISION OF ADVERTISING SERVICES	CORPORATE SERVICES	IT IS BASED ON THE APPROVED RATE OF R7 615,131 INCLUDING ALL DIFFERENT ADVERTISEMENTS	R	01/07/2024	30/06/2027		GOOD	
OKMAMALANGA TRADING	SUPPLY AND DELIVERY OF PRINTER CARTRIDGES	CORPORATE SERVICES	IT IS BASED ON THE APPROVED RATE OF R14 820 INCLUDING ALL TYPES OF CARTRIDGE	R	01/07/2024	30/06/2027		N/A	
INTELINNET TRADING	SUPPLY AND DELIVERY OF SCIENCE KITS	COMMUNITY & SOCIAL SERVICES	IT IS BASED ON THE APPROVED RATE OF R50 000 PER KIT	R	03/06/2024	03/06/2027		GOOD	
SAWUTI TRADING AND PROJECT (PTY) LTD	PROVISION OF NATIONAL ROAD TRAFFIC ACTS	CORPORATE SERVICES	R	R 4 000.00	01/07/2024	30/06/2027		N/A	
ALUSOFT TECHNOLOGY PTY LTD	SUPPLY, DELIVERY/INSTALLATION AND CONFIGURATION FOR 120 USERS IN MICROSOFT 365 VOLUME LICENSE FOR A PERIOD OF 3 YEARS	CORPORATE SERVICES	R	R 867 943.76	16/09/2024	15/09/2027		GOOD	
CLARERSUIT 77 PTY LTD	PANEL OF SERVICE PROVIDERS FOR A VERIFICATION OF INDIGENTS LISTING 2300 FOR A PERIOD OF 3 YEARS	BUDGET & TREASURY	IT IS BASED ON THE APPROVED RATE PER ACCOUNT R109.25	R	02/09/2024	02/09/2027		N/A	
YAYOH TRADING	PANEL OF SERVICE PROVIDERS TO PROVIDE SERVICES OF MEDIA CO-ORDINATION AND PRINTING OF THE MUNICIPAL NEWSLETTER FOR 3 YEARS	EXECUTIVE COUNCIL	IT IS BASED ON THE APPROVED RATE	R	29/10/2024	29/10/2027		N/A	
NDULEZINHE TRADING	SUPPLY AND DELIVERY OF ANIMAL FEED AND MEDICATION FOR A PERIOD OF 3 YEARS	COMMUNITY & SOCIAL SERVICES	IT IS BASED ON APPROVED RATE	R	11/11/2024	10/11/2027		N/A	
SL DEBT RECOVERY SA PTY LTD	PANEL OF DEBT COLLECTION SERVICES FOR A PERIOD OF 3 YEARS	BUDGET & TREASURY	IT IS BASED ON AN APPROVED RATE OF 12%	R	01/02/2025	31/01/2028		N/A	

HARD AND CAPITAL PROJECT CONTRACT MANAGEMENT REPORT AS AT 31 DECEMBER 2025

NAME OF BIDDER	PROJECT/SERVICE	DEPARTMENT	CONTRACT VALUE	PAYMENTS	START DATE	INITIAL END DATE	NEW END DATE	SERVICE PROVIDER PERFORMANCE	COMMENTS
TPA CONSULTING CC	PANEL OF 5 SERVICE PROVIDERS FOR THE PROJECT MANAGEMENT OF CAPITAL PROJECTS	PWBS	IT IS BASED ON THE APPROVED RATE OF 11% FOR THE WHOLE PERIOD	R 2 528 154 94	12/10/2021	11/10/2024	31/12/2025	GOOD	The contract has been extended for 13 months to finalize the project that have been already started before the contract ends.
FMM ENGINEERS PTY LTD	PANEL OF 5 SERVICE PROVIDERS FOR THE PROJECT MANAGEMENT OF CAPITAL PROJECTS	PWBS	IT IS BASED ON THE APPROVED RATE OF 8% IN YEAR 1, 10% IN YEAR 2 AND YEAR 3.	R 3 650 275 10	12/10/2021	11/10/2024	31/12/2025	EXCEEDED EXPECTATION	The contract has been extended for 13 months to finalize the project that have been already started before the contract ends.
MASAKHEKUNGE PROJECT MANAGERS AND CONSULTANTS	PANEL OF 5 SERVICE PROVIDERS FOR THE PROJECT MANAGEMENT OF CAPITAL PROJECTS	PWBS	IT IS BASED ON THE APPROVED RATE OF 12% FOR THE WHOLE PERIOD	R 3 974 380 91	12/10/2021	11/10/2024	31/12/2025	EXCEEDED EXPECTATION	The contract has been extended for 13 months to finalize the project that have been already started before the contract ends.
SHARDESH SEWAL AND ASSOCIATES CC	PANEL OF 5 SERVICE PROVIDERS FOR THE PROJECT MANAGEMENT OF CAPITAL PROJECTS	PWBS	IT IS BASED ON THE APPROVED RATE OF 8.5% FOR THE WHOLE PERIOD	R 6 527 210 78	12/10/2021	11/10/2024	31/12/2025	EXCEEDED EXPECTATION	The contract has been extended for 13 months to finalize the project that have been already started before the contract ends.
MAJUKI CONSTRUCTION	PANEL OF SERVICE PROVIDERS FOR HIRE OF CONSTRUCTION PLANT TO SERVICE THE MUNICIPALITY	PWBS	It is based on the approved rate of R97 300.35 INCLUDING ALL ITEMS	R 642 206 67	10/02/2023	12/02/2026		N/A	
MIDMAR PLANT HIRE CC	PANEL OF SERVICE PROVIDERS FOR HIRE OF CONSTRUCTION PLANT TO SERVICE THE MUNICIPALITY	PWBS	IT IS BASED ON THE APPROVED RATE OF R 88 285.50 INCLUDING ALL ITEMS	R	13/02/2023	12/02/2026		N/A	
EKENE INVESTMENTS CC	PANEL OF SERVICE PROVIDERS FOR HIRE OF CONSTRUCTION PLANT TO SERVICE THE MUNICIPALITY	PWBS	IT IS BASED ON THE APPROVED RATE OF R 103 801.30 INCLUDING ALL ITEMS	R	13/02/2023	12/02/2026		N/A	
MBOVA CONSTRUCTION	PANEL OF SERVICE PROVIDERS FOR HIRE OF CONSTRUCTION PLANT TO SERVICE THE MUNICIPALITY	PWBS	IT IS BASED ON THE APPROVED RATE OF R 95 213.00 INCLUDING ALL ITEMS	R 1 980 889 40	13/02/2023	12/02/2026		GOOD	
AQUA TRANSPORT & PLANT HIRE PTY LTD	PANEL OF SERVICE PROVIDERS FOR HIRE OF CONSTRUCTION PLANT TO SERVICE THE MUNICIPALITY	PWBS	IT IS BASED ON THE APPROVED RATE OF R 128 894.45 INCLUDING ALL ITEMS	R 312 206 21	13/02/2023	12/02/2026		GOOD	
UKWAZI/HOME DEVELOPMENT PROJECTS	PANEL OF SERVICE PROVIDERS FOR HIRE OF CONSTRUCTION PLANT TO SERVICE THE MUNICIPALITY	PWBS	IT IS BASED ON THE APPROVED RATE OF R 49 616.75 INCLUDING ALL ITEMS	R 6 482 790 00	13/02/2023	12/02/2026		SATISFACTORY	
CONAN CONSTRUCTION CC	PANEL OF SERVICE PROVIDERS FOR HIRE OF CONSTRUCTION PLANT TO SERVICE THE MUNICIPALITY	PWBS	IT IS BASED ON THE APPROVED RATE OF R 100 859.50 INCLUDING ALL ITEMS	R 18 010 788 25	13/02/2023	12/02/2026		GOOD	
NGOMKA TRADING	PANEL OF SERVICE PROVIDERS FOR HIRE OF CONSTRUCTION PLANT TO SERVICE THE MUNICIPALITY	PWBS	IT IS BASED ON THE APPROVED RATE OF R 65 653.50 INCLUDING ALL ITEMS	R 1 680 641 06	13/02/2023	12/02/2026		GOOD	
MAGUBANE PLANT AND CONTRACTORS CC	PANEL OF SERVICE PROVIDERS FOR HIRE OF CONSTRUCTION PLANT TO SERVICE THE MUNICIPALITY	PWBS	IT IS BASED ON THE APPROVED RATE OF R 100 854.20 INCLUDING ALL ITEMS	R 8 993 042 89	13/02/2023	12/02/2026		GOOD	
MPILEBANZI PROJECTS PTY LTD	PANEL OF SERVICE PROVIDERS FOR HIRE OF CONSTRUCTION PLANT TO SERVICE THE MUNICIPALITY	PWBS	IT IS BASED ON THE APPROVED RATE OF R 113 712.00 INCLUDING ALL ITEMS	R	13/02/2023	12/02/2026		N/A	
TUNUNU TRADING	MAINTENANCE AND NEW INSTALLATION OF AIR CONDITIONERS	PWBS	IT IS BASED ON THE APPROVED RATE OF R857.00 INCLUDING ALL ITEMS	R 1 999 413 36	11/04/2024	11/04/2027		GOOD	
SHARDESH SEWAL AND ASSOCIATES CC	PANEL OF PROJECT MANAGEMENT OF CAPITAL PROJECTS	PWBS	IT IS BASED ON ECSA GAZETTED RATES	R	28/02/2025	28/02/2028		N/A	
BMK GROUP PTY LTD	PANEL OF PROJECT MANAGEMENT OF CAPITAL PROJECTS	PWBS	IT IS BASED ON ECSA GAZETTED RATES	R	28/02/2025	28/02/2028		N/A	
DLAMINORU CONSULTING ENGINEERS AND PROJECT MANAGERS	PANEL OF PROJECT MANAGEMENT OF CAPITAL PROJECTS	PWBS	IT IS BASED ON ECSA GAZETTED RATES	R	28/02/2025	28/02/2028		N/A	
TPA CONSULTING CC	PANEL OF PROJECT MANAGEMENT OF CAPITAL PROJECTS	PWBS	IT IS BASED ON ECSA GAZETTED RATES	R	28/02/2025	28/02/2028		N/A	
BG MAZONGOLO CONSTRUCTION CC	CONSTRUCTION OF PHOSAME COMMUNITY HALL	PWBS	R 5 926 240 38	R 1 592 385 18	25/07/2025	28/02/2026		GOOD	The physical overall Percentage is 57%
BG MAZONGOLO CONSTRUCTION CC	CONSTRUCTION OF EKUPHOLENI CRECHE	PWBS	R 4 928 187 00	R 1 878 902 20	27/08/2025	27/10/2026		EXCEEDED EXPECTATION	The physical overall Percentage is 53%
UKWAZI HOME DEVELOPMENTS PROJECTS	CONSTRUCTION OF BULWER TOWN UPGRADE PHASE 2 INFORMAL TRADING INFRASTRUCTURE	PWBS	R 6 584 325 00	R 1 722 606 57	27/08/2025	31/03/2026		EXCEEDED EXPECTATION	

CONTRACT REGISTER AS AT 31 DECEMBER 2025		CONTRACT REGISTER AS PER 31 DECEMBER 2025																				
DR MPOGADANA CLAMINI ZUMA LOCAL MUNICIPALITY		DR MPOGADANA CLAMINI ZUMA LOCAL MUNICIPALITY																				
CONTRACT NUMBER	BID/ QUOTATION NUMBER	ORDER NO.	CONTRACT TYPE	APPOINTED BIDDER	CENTRAL SUPPLIER DATABASE REGISTRATION NO.	PARTY TYPE	MUNICIPALITY VOTE/DEPARTMENT	DESCRIPTION OF GOODS/SERVICES/PROJECTS	CATEGORY	CONTRACT VALUE AS PER CONTRACT	CONTRACT AMOUNT PAID	BALANCE OF CONTRACT VALUE	PERCENTAGE ESCALATION	CONTRACT START DATE	CONTRACT END DATE	CONTRACT DURATION IN MONTHS	CONTRACT STATUS	CONTRACT EXTENSION PERIOD IN MONTHS	CONTRACT EXTENSION VALUE	COMMENTS		
221	8/7/24/220	870-084/18/19	0	APPOINTMENT LETTER	MCNTSHALIMTHSHU ATTORNEYS	MAAA0340612	PRIVATE SECTOR INSTITUTION	BUDGET & TREASURY	PROVISION FOR PANEL OF ATTORNEYS	LEGAL SERVICES	BASED ON APPROVED RATE OF R1200	1 351 184,16	R -	0	01/10/2019	31/03/2026	36	EXTENDED	12 MONTHS	R -	Contract has been extended for 12 months while the municipality is in a process of appointing new panel the contract will ends 31/03/2026	
222	8/7/24/221	870-084/18/19	0	APPOINTMENT LETTER	MATTHEW FRANCIS INC	MAAA0158432	PRIVATE SECTOR INSTITUTION	BUDGET & TREASURY	PROVISION FOR PANEL OF ATTORNEYS	LEGAL SERVICES	BASED ON APPROVED RATE OF R1200	1 399 124,96	R -	0	01/10/2019	31/03/2026	36	EXTENDED	12 MONTHS	R -	Contract has been extended for 12 months while the municipality is in a process of appointing new panel the contract will ends 31/03/2026	
223	8/7/24/222	870-084/18/19	0	APPOINTMENT LETTER	LUTHULI SITHOLE INCORPORATION	MAAA0150773	PRIVATE SECTOR INSTITUTION	BUDGET & TREASURY	PROVISION FOR PANEL OF ATTORNEYS	LEGAL SERVICES	BASED ON APPROVED RATE OF R1200	115 801,87	R -	0	01/10/2019	31/03/2026	36	EXTENDED	12 MONTHS	R -	Contract has been extended for 12 months while the municipality is in a process of appointing new panel the contract will ends 31/03/2026	
307	8/7/24/206	870-4042/20/21	0	SERVICE LEVEL AGREEMENT	BPG MASS APPRAISALS	MAAA0058519	PRIVATE SECTOR INSTITUTION	BUDGET & TREASURY	GENERAL VALUATION AND PREPARATION OF VALUATION ROLL FOR IMPLEMENTATION 2022/2022	PROFESSIONAL SERVICES	R 1 822 959,00	1 666 374,80	R 136 584,20	-	26/05/2021	30/06/2027	73	CURRENT	0	R -		
338	8/7/24/232	PW05-8002/22/22	0	SERVICE LEVEL AGREEMENT	TPA CONSULTING CC	MAAA0304105	CLOSE CORPORATION INSTITUTION	TECHNICAL & INFRASTRUCTURE SERVICES	PANEL OF 5 SERVICE PROVIDERS FOR THE PROJECT MANAGEMENT OF CAPITAL PROJECTS	CONSULTING FEES	IF IT IS BASED ON THE APPROVED RATE OF 11% FOR THE WHOLE PERIOD	2 528 154,95	R -	-	12/10/2021	11/12/2025	36	EXPIRED	13 MONTHS	R -	Contract has been extended for a period of 13 months to finalise the projects that were started before the contract ends	
339	8/7/24/233	PW05-8002/22/22	0	SERVICE LEVEL AGREEMENT	TAA ENGINEERS PTY LTD	MAAA0132362	CLOSE CORPORATION INSTITUTION	TECHNICAL & INFRASTRUCTURE SERVICES	PANEL OF 5 SERVICE PROVIDERS FOR THE PROJECT MANAGEMENT OF CAPITAL PROJECTS	CONSULTING FEES	IF IT IS BASED ON THE APPROVED RATE OF 20% FOR THE WHOLE PERIOD	3 650 275,10	R -	-	12/10/2021	11/12/2025	36	EXPIRED	13 MONTHS	R -	Contract has been extended for a period of 13 months to finalise the projects that were started before the contract ends	
340	8/7/24/234	PW05-8002/22/22	0	SERVICE LEVEL AGREEMENT	MASAREKULLUNGE PROJECT MANAGERS AND CONSULTANTS	MAAA0126930	CLOSE CORPORATION INSTITUTION	TECHNICAL & INFRASTRUCTURE SERVICES	PANEL OF 5 SERVICE PROVIDERS FOR THE PROJECT MANAGEMENT OF CAPITAL PROJECTS	CONSULTING FEES	IF IT IS BASED ON THE APPROVED RATE OF 12% FOR THE WHOLE PERIOD	3 974 360,91	R -	-	12/10/2021	11/12/2025	36	EXPIRED	13 MONTHS	R -	Contract has been extended for a period of 13 months to finalise the projects that were started before the contract ends	
341	8/7/24/235	PW05-8002/22/22	0	SERVICE LEVEL AGREEMENT	SHAKESH SENVAL AND ASSOCIATES CC	MAAA0391744	CLOSE CORPORATION INSTITUTION	TECHNICAL & INFRASTRUCTURE SERVICES	PANEL OF 5 SERVICE PROVIDERS FOR THE PROJECT MANAGEMENT OF CAPITAL PROJECTS	CONSULTING FEES	IF IT IS BASED ON THE APPROVED RATE OF 6,5% FOR THE WHOLE PERIOD	6 527 210,78	R -	-	12/10/2021	11/12/2025	36	EXPIRED	13 MONTHS	R -	Contract has been extended for a period of 13 months to finalise the projects that were started before the contract ends	
374	8/7/24/212	870-8026/22/22	0	SERVICE LEVEL AGREEMENT	CAR HOLDINGS	MAAA0011496	PRIVATE SECTOR INSTITUTION	BUDGET & TREASURY	PROVISION OF PRINT AND POSTING STATEMENTS OF ACCOUNTS	OTHER	IF BASED ON THE APPROVED RATE OF R18,67	1 402 302,90	R -	-	01/08/2022	31/12/2025	36	EXPIRED	0	R -	Contract has been extended for two 2 months from 01/12/2025 to 31/12/2025 while waiting for new procurement process to be finalised	
379	8/7/24/248	CDMP-8048/21/22	0	SERVICE LEVEL AGREEMENT	EARLYWORK 286 T/A NASHUA	MAAA0011277	PRIVATE SECTOR INSTITUTION	CORPORATE SERVICES	PROVISION OF TELEPHONES FOR A PERIOD OF 3 YEARS	MUNICIPAL SERVICES	R 1 500 295,37	1 423 167,44	R 76 928,13	-	01/12/2022	27/02/2026	36	EXTENDED	0	R -	Variation order of 3622.50 was made to extend the scope work for NASHUA to relocate phones at the Tourism offices to their new offices	
404	8/7/24/401	CDMA-8015/22/23	0	SERVICE LEVEL AGREEMENT	ABENKAYED CONSTRUCTION AND KITCHEN CC	MAA0052202	PRIVATE SECTOR INSTITUTION	COMMUNITY SERVICES	PROVISION OF DRIVERS LICENCE TRAINING FOR A PERIOD OF 3 YEARS	OTHER	IF IT IS BASED ON THE APPROVED RATE OF R35 700 INCLUDING DIFFERENT LICENCE CODES	727 212,39	R -	0	01/03/2023	28/02/2026	36	CURRENT	R -	R -	R -	
407	8/7/24/406	CDMP-8048/22/23	0	SERVICE LEVEL AGREEMENT	AUMSOFT TECHNOLOGY PTY LTD	MAAA0064545	PRIVATE SECTOR INSTITUTION	CORPORATE SERVICES	SUPPLY INSTALLATION OF ANTI VIRUS SOFTWARE FOR 200 USERS FOR A PERIOD OF 3 YEARS	OTHER	R 302 735,18	302 735,18	R -	-	10/02/2023	09/02/2026	36	CURRENT	R -	R -	R -	
412	8/7/24/408	CDMA-8050/22/23	0	SERVICE LEVEL AGREEMENT	NTSHENGLA TRADING ENTERPRISE	MAAA0233453	PRIVATE SECTOR INSTITUTION	COMMUNITY SERVICES	SUPPLY AND DELIVERY OF GIFT VOUCHERS FOR BACK TO SCHOOL UNIFORM FOR PERIOD OF YEAR CONTRACT	OTHER	IF IT IS BASED ON THE APPROVED RATE FOR R550 each voucher	306 066,95	R -	0	23/01/2023	23/01/2026	36	CURRENT	3	R -	R -	The service provide have been served with notice of poor performance.
415	8/7/24/411	PW05-8031/22/23	0	SERVICE LEVEL AGREEMENT	MAARI CONSTRUCTION	MAAA0011157	PRIVATE SECTOR INSTITUTION	PUBLIC WORKS AND BASIC SERVICE	PANEL OF SERVICE PROVIDERS FOR HIRE OF CONSTRUCTION PLANT TO SERVICE THE MUNICIPALITY	CONSTRUCTION	IF IT IS BASED ON THE APPROVED RATE OF R 301,35 INCLUDING ALL ITEMS	642 305,67	R -	0	13/02/2023	12/02/2026	18	CURRENT	0	R -	R -	
416	8/7/24/412	PW05-8031/22/23	0	SERVICE LEVEL AGREEMENT	MIDMAN PLANT HIRE CC	MAAA0006611	PRIVATE SECTOR INSTITUTION	PUBLIC WORKS AND BASIC SERVICE	PANEL OF SERVICE PROVIDERS FOR HIRE OF CONSTRUCTION PLANT TO SERVICE THE MUNICIPALITY	CONSTRUCTION	IF IT IS BASED ON THE APPROVED RATE OF R 88 395,50 INCLUDING ALL ITEMS	R -	R -	0	13/02/2023	12/02/2026	36	CURRENT	0	R -	R -	
417	8/7/24/413	PW05-8031/22/23	0	SERVICE LEVEL AGREEMENT	KEENE INVESTMENTS CC	MAAA0012316	PRIVATE SECTOR INSTITUTION	PUBLIC WORKS AND BASIC SERVICE	PANEL OF SERVICE PROVIDERS FOR HIRE OF CONSTRUCTION PLANT TO SERVICE THE MUNICIPALITY	CONSTRUCTION	IF IT IS BASED ON THE APPROVED RATE OF R 103 801,38 INCLUDING ALL ITEMS	R 353601	R -	0	13/02/2023	12/02/2026	36	CURRENT	0	R -	R -	
418	8/7/24/414	PW05-813/22/23	0	SERVICE LEVEL AGREEMENT	MIDVA CONSTRUCTION	MAAA0228413	PRIVATE SECTOR INSTITUTION	PUBLIC WORKS AND BASIC SERVICE	PANEL OF SERVICE PROVIDERS FOR HIRE OF CONSTRUCTION PLANT TO SERVICE THE MUNICIPALITY	CONSTRUCTION	IF IT IS BASED ON THE APPROVED RATE OF R 95 243,60 INCLUDING ALL ITEMS	1 960 699,40	R -	0	13/02/2023	12/02/2026	36	CURRENT	0	R -	R -	
419	8/7/24/415	PW05-8031/22/23	0	SERVICE LEVEL AGREEMENT	AQUA TRANSPORT & PLANT HIRE PTY LTD	MAAA0004092	PRIVATE SECTOR INSTITUTION	PUBLIC WORKS AND BASIC SERVICE	PANEL OF SERVICE PROVIDERS FOR HIRE OF CONSTRUCTION PLANT TO SERVICE THE MUNICIPALITY	CONSTRUCTION	IF IT IS BASED ON THE APPROVED RATE OF R 126 396,40 INCLUDING ALL ITEMS	372 205,21	R 372 205,21	0	13/02/2023	12/02/2026	36	CURRENT	0	R -	R -	
420	8/7/24/416	PW05-8031/22/23	0	SERVICE LEVEL AGREEMENT	UKWAZI HOME DEVELOPMENT PROJECTS	MAAA0242299	PRIVATE SECTOR INSTITUTION	PUBLIC WORKS AND BASIC SERVICE	PANEL OF SERVICE PROVIDERS FOR HIRE OF CONSTRUCTION PLANT TO SERVICE THE MUNICIPALITY	CONSTRUCTION	IF IT IS BASED ON THE APPROVED RATE OF R 49 664,75 INCLUDING ALL ITEMS	6 492 790,00	R -	0	13/02/2023	12/02/2026	36	CURRENT	0	R -	R -	
421	8/7/24/417	PW05-8031/22/23	0	SERVICE LEVEL AGREEMENT	CDMAN CONSTRUCTION CC	MAAA0207591	PRIVATE SECTOR INSTITUTION	PUBLIC WORKS AND BASIC SERVICE	PANEL OF SERVICE PROVIDERS FOR HIRE OF CONSTRUCTION PLANT TO SERVICE THE MUNICIPALITY	CONSTRUCTION	IF IT IS BASED ON THE APPROVED RATE OF R 100 808,50 INCLUDING ALL ITEMS	18 010 788,35	R -	0	13/02/2023	12/02/2026	36	CURRENT	0	R -	R -	
422	8/7/24/418	PW05-813/22/23	0	SERVICE LEVEL AGREEMENT	NSOQA TRADING	MAAA0176045	PRIVATE SECTOR INSTITUTION	PUBLIC WORKS AND BASIC SERVICE	PANEL OF SERVICE PROVIDERS FOR HIRE OF CONSTRUCTION PLANT TO SERVICE THE MUNICIPALITY	CONSTRUCTION	IF IT IS BASED ON THE APPROVED RATE OF R 65 653,50 INCLUDING ALL ITEMS	1 680 841,06	R -	0	13/02/2023	12/02/2026	36	CURRENT	0	R -	R -	
423	8/7/24/419	PW05-8031/22/23	0	SERVICE LEVEL AGREEMENT	MAGULIBANE PLANT AND CONTRACTORS CC	MAAA0033345	PRIVATE SECTOR INSTITUTION	PUBLIC WORKS AND BASIC SERVICE	PANEL OF SERVICE PROVIDERS FOR HIRE OF CONSTRUCTION PLANT TO SERVICE THE MUNICIPALITY	CONSTRUCTION	IF IT IS BASED ON THE APPROVED RATE OF R 100 634,20 INCLUDING ALL ITEMS	8 096 924,75	R -	0	13/02/2023	12/02/2026	36	CURRENT	0	R -	R -	
424	8/7/24/420	PW05-8031/22/23	0	SERVICE LEVEL AGREEMENT	MPILEBAND PROJECTS PTY LTD	MAAA0456566	PRIVATE SECTOR INSTITUTION	PUBLIC WORKS AND BASIC SERVICE	PANEL OF SERVICE PROVIDERS FOR HIRE OF CONSTRUCTION PLANT TO SERVICE THE MUNICIPALITY	CONSTRUCTION	IF IT IS BASED ON THE APPROVED RATE OF R 113 712,00 INCLUDING ALL ITEMS	R -	R -	0	13/02/2023	12/02/2026	36	CURRENT	0	R -	R -	
427	8/7/24/422	CDMP-8048/22/23	0	SERVICE LEVEL AGREEMENT	MOBILE TELEPHONE NETWORK	MAAA0034729	PRIVATE SECTOR INSTITUTION	CORPORATE SERVICES	PROVISION OF INTERNET SERVICE FOR A PERIOD OF 3 YEARS	OTHER	R 2 422 195,30	1 689 947,52	R 722 344,38	0	16/02/2023	15/02/2026	36	CURRENT	0	R 312 736,50	R -	V0 of R112 716,50 was made to accommodate new buildings that were built after the tender was advertised
429	8/7/24/424	870-8014/22/23	0	SERVICE LEVEL AGREEMENT	PETAL OFFICE TRADING	MAAA1147483	PRIVATE SECTOR INSTITUTION	BUDGET & TREASURY OFFICE	PROVISION OF VEHICLE BRANDING	OTHER	IF IT IS BASED ON THE APPROVED RATE OF R39 100,00 FOR DIFFERENT SERVICES	710 872,50	R -	0	01/01/2023	28/02/2026	36	CURRENT	0	R -	R -	
436	8/7/24/431	CDMP-8048/22/23	0	SERVICE LEVEL AGREEMENT	BSX HEALTH SERVICE PTY LTD	MAAA1145965	PRIVATE SECTOR INSTITUTION	CORPORATE SERVICES	PANEL OF OCCUPATIONAL HEALTH PROFESSIONALS	PROFESSIONAL SERVICES	IF IT IS BASED ON THE APPROVED	107 470,55	R -	0	02/09/2023	30/04/2026	36	CURRENT	0	R -	R -	
435	8/7/24/432	CDMP-8048/22/23	0	SERVICE LEVEL AGREEMENT	DR LG NEMUKONGWE INCORPORATED	MAAA0170037	PRIVATE SECTOR INSTITUTION	CORPORATE SERVICES	PANEL OF OCCUPATIONAL HEALTH PROFESSIONALS	PROFESSIONAL SERVICES	IF IT IS BASED ON THE APPROVED	21 769,50	R 21 769,50	0	02/09/2023	30/04/2026	36	CURRENT	0	R -	R -	
436	8/7/24/433	CDMP-8048/22/23	0	SERVICE LEVEL AGREEMENT	DR MITAKHULU EZM INC	MAAA1028425	PRIVATE SECTOR INSTITUTION	CORPORATE SERVICES	PANEL OF OCCUPATIONAL HEALTH PROFESSIONALS	PROFESSIONAL SERVICES	IF IT IS BASED ON THE APPROVED	24 457,00	R -	0	02/09/2023	30/04/2026	36	CURRENT	2	R -	R -	
437	8/7/24/434	CDMP-8048/22/23	0	SERVICE LEVEL AGREEMENT	BNY TRADING	MAAA0175890	PRIVATE SECTOR INSTITUTION	CORPORATE SERVICES	PANEL OF OCCUPATIONAL HEALTH PROFESSIONALS	PROFESSIONAL SERVICES	IF IT IS BASED ON THE APPROVED	93 315,60	R -	0	02/09/2023	30/04/2026	36	CURRENT	0	R -	R -	
441	8/7/24/438	PW05-8032/22/23	0	SERVICE LEVEL AGREEMENT	UNDERBERG FOREST AND GARDEN	MAAA0835940	PRIVATE SECTOR INSTITUTE	PUBLIC WORKS AND BASIC SERVICES	REPAIRS AND MAINTENANCE OF SMALL PLANT AND EQUIPMENT	EQUIPMENT MAINTENANCE	IF IT IS BASED ON THE APPROVED RATE OF R3 392,50 INCLUDING ALL OFFSHANT ITEMS	380 444,18	R -	0	25/05/2023	25/05/2026	36	CURRENT	0	R -	R -	
443	8/7/24/440	PW05-8053/22/23	0	SERVICE LEVEL AGREEMENT	LUVOLASHA PTY LTD	MAAA1287189	PRIVATE SECTOR INSTITUTE	PUBLIC WORKS AND BASIC SERVICES	PANEL TO SUPPLY AND DELIVERY OF REFUSE BAGS	WASTE SERVICES	IF IT IS BASED ON THE APPROVED RATE OF R2 025 INCLUDING TRANSPORT	-	R -	0	19/06/2023	18/06/2026	36	CURRENT	0	R -	R -	
444	8/7/24/441	PW05-8053/22/23	0	SERVICE LEVEL AGREEMENT	CHAMPION CIVILS	MAAA0125563	PRIVATE SECTOR INSTITUTE	PUBLIC WORKS AND BASIC SERVICES	PANEL TO SUPPLY AND DELIVERY OF REFUSE BAGS	WASTE SERVICES	IF IT IS BASED ON THE APPROVED RATE OF R2 009,60 INCLUDING TRANSPORT	322 000,00	R -	0	19/06/2023	18/06/2026	36	CURRENT	0	R -	R -	
445	8/7/24/442	PW05-8053/22/23	0	SERVICE LEVEL AGREEMENT	SHENJINTU AND SON'S (PTY) LTD	MAAA0688728	PRIVATE SECTOR INSTITUTE	PUBLIC WORKS AND BASIC SERVICES	PANEL TO SUPPLY AND DELIVERY OF REFUSE BAGS	WASTE SERVICES	IF IT IS BASED ON THE APPROVED RATE OF R939,15 INCLUDING TRANSPORT	287 845,00	R -	0	19/06/2023	18/06/2026	36	CURRENT	0	R -	R -	
447	8/7/24/446	CDMP-8059/22/23	0	SERVICE LEVEL AGREEMENT	NTSHENGLA TRADING ENTERPRISE	MAAA0833453	PRIVATE SECTOR INSTITUTE	CORPORATE SERVICES	PANEL TO SUPPLY AND DELIVERY OF STATIONERY	STATIONERY	IF IT IS BASED ON THE APPROVED RATES AS BIDD	-	R -	0	01/07/2023	30/06/2026	36	CURRENT	0	R -	R -	
448	8/7/24/445	CDMP-8059/22/23	0	SERVICE LEVEL AGREEMENT	MANCIBABANE TRADING ENTERPRISE	MAAA0135469	PRIVATE SECTOR INSTITUTE	CORPORATE SERVICES	PANEL TO SUPPLY AND DELIVERY OF STATIONERY	STATIONERY	IF IT IS BASED ON THE APPROVED RATES AS BIDD	-	R -	0	01/07/2023	30/06/2026	36	CURRENT	0	R -	R -	
449	8/7/24/446	CDMP-8059/22/23	0	SERVICE LEVEL AGREEMENT	ONKAMALANGA TRADING	MAAA0340166	PRIVATE SECTOR INSTITUTE	CORPORATE SERVICES	PANEL TO SUPPLY AND DELIVERY OF STATIONERY	STATIONERY	IF IT IS BASED ON THE APPROVED RATES AS BIDD	421 670,00	R -	0	01/07/2023	30/06/2026	36	CURRENT	0	R -	R -	
450	8/7/24/447	CDMP-8059/22/23	0	SERVICE LEVEL AGREEMENT	MATHUTHA TRADING ENTERPRISE (PTY) LTD	MAAA0427485	PRIVATE SECTOR INSTITUTE	CORPORATE SERVICES	PANEL TO SUPPLY AND DELIVERY OF STATIONERY	STATIONERY	IF IT IS BASED ON THE APPROVED RATES AS BIDD	1 097 365,15	R -	0	01/07/2023	30/06/2026	36	CURRENT	0	R -	R -	
451	8/7/24/448	CDMP-8060/22/23	0	SERVICE LEVEL AGREEMENT	CLEAN SPOT SOLUTIONS	MAAA0208979	PRIVATE SECTOR INSTITUTE	CORPORATE SERVICES	PANEL TO SUPPLY AND DELIVERY OF CLEANING MATERIAL	CLEANING SERVICES	IF IT IS BASED ON THE APPROVED RATES AS BIDD	107 355,69	R -	0	01/07/2023	30/06/2026	36	CURRENT	0	R -	R -	

CONTRACT NUMBER	REF QUOTATION NUMBER	ORDER NO.	CONTRACT TYPE	APPOINTED BIDDER	CENTRAL SUPPLIER DATABASE REGISTRATION NO.	PARTY TYPE	MUNICIPALITY (VOTE/DEPARTMENT)	DESCRIPTION OF GOODS/SERVICES/PROJECTS	CATEGORY	CONTRACT VALUE AS PER CONTRACT	CONTRACT AMOUNT PAID	BALANCE OF CONTRACT VALUE	PERCENTAGE ESCROW	CONTRACT START DATE	CONTRACT END DATE	CONTRACT DURATION (IN MONTHS)	CONTRACT STATUS	CONTRACT EXTENSION PERIOD (IN MONTHS)	CONTRACT EXTENSION VALUE	COMMENTS	
453	8/7/24/428	CDRP 8060/22/23	0	SERVICE LEVEL AGREEMENT	NTSHENGLA TRADING ENTERPRISE	MAAA083453	PRIVATE SECTOR INSTITUTE	CORPORATE SERVICES	PANEL TO SUPPLY AND DELIVERY OF CLEANING MATERIAL	CLEANING SERVICES	-	-	0	01/07/2023	30/06/2026	36	CURRENT	0	-	0	
452	8/7/24/430	CDRP 8060/22/23	0	SERVICE LEVEL AGREEMENT	SHEMUNJU AND SON'S (PTY) LTD	MAAA089728	PRIVATE SECTOR INSTITUTE	CORPORATE SERVICES	PANEL TO SUPPLY AND DELIVERY OF CLEANING MATERIAL	CLEANING SERVICES	137 578,64	-	0	01/07/2023	30/06/2026	36	CURRENT	0	-	0	
454	8/7/24/431	CDRP 8060/22/23	0	SERVICE LEVEL AGREEMENT	MATHUTHA TRADING ENTERPRISE (PTY) LTD	MAAA087485	PRIVATE SECTOR INSTITUTE	CORPORATE SERVICES	PANEL TO SUPPLY AND DELIVERY OF CLEANING MATERIAL	CLEANING SERVICES	732 229,91	-	0	01/07/2023	30/06/2026	36	CURRENT	0	-	0	
455	8/7/24/432	CDMM 8048/22/23	0	SERVICE LEVEL AGREEMENT	TICODON HOLDINGS TOWING AND RECOVERY	MAAA128420	PRIVATE SECTOR INSTITUTE	COMMUNITY SERVICES	PANEL OF TOWING SERVICES	TRANSPORTATION	-	-	0	01/07/2023	30/06/2026	36	CURRENT	0	-	0	
456	8/7/24/433	MM 8054/21/22	0	SERVICE LEVEL AGREEMENT	SAMBA SOLUTIONS	MAAA086973	PRIVATE SECTOR INSTITUTE	OFFICE OF THE MUNICIPAL MANAGER	PANEL OF FIVE INTERNAL AUDIT (IA) SERVICES PROVIDERS	PROFESSIONAL SERVICES	398 820,00	-	0	14/07/2023	14/07/2026	36	CURRENT	0	-	0	
457	8/7/24/434	MM 8054/21/22	0	SERVICE LEVEL AGREEMENT	INTAMANO FINANCIAL CONSULTING	MAAA084067	PRIVATE SECTOR INSTITUTE	OFFICE OF THE MUNICIPAL MANAGER	PANEL OF FIVE INTERNAL AUDIT (IA) SERVICES PROVIDERS	PROFESSIONAL SERVICES	273 840,00	-	0	14/07/2023	14/07/2026	36	CURRENT	0	-	0	
458	8/7/24/435	MM 8054/21/22	0	SERVICE LEVEL AGREEMENT	NGUBANE AND CO PARTNERS	MAAA0213255	PRIVATE SECTOR INSTITUTE	OFFICE OF THE MUNICIPAL MANAGER	PANEL OF FIVE INTERNAL AUDIT (IA) SERVICES PROVIDERS	PROFESSIONAL SERVICES	-	-	0	14/07/2023	14/07/2026	36	CURRENT	0	-	0	
463	8/7/24/430	CDRP 8058/22/23	0	SERVICE LEVEL AGREEMENT	NATED SYSTEM (PTY) LTD	MAAA097044	PRIVATE SECTOR INSTITUTE	CORPORATE SERVICES	SUPPLY, INSTALLATION AND CONFIGURATION OF ELECTRONIC DOCUMENTS AND RECORDS MANAGEMENT SYSTEM (EDRMS)	IT SERVICES	980 260,00	825 010,00	155 250,00	0	18/08/2023	17/08/2026	36	CURRENT	0	-	0
464	8/7/24/461	CDRP 8087/23/24	0	SERVICE LEVEL AGREEMENT	BLEUECLOUD IT SOLUTIONS	MAAA080737	PRIVATE SECTOR INSTITUTE	CORPORATE SERVICES	SUPPLY AND DELIVERY OF ADGORE AGENT BE PHD VOLUME LICENSE	IT SERVICES	1 143 527,88	790 940,26	352 587,72	0	25/08/2023	25/08/2026	36	CURRENT	0	-	0
470	8/7/24/467	PWBS 8057/22/23	0	SERVICE LEVEL AGREEMENT	ENVYRSERVE WASTE MANAGEMENT (PTY) LTD	MAAA0083474	PRIVATE SECTOR INSTITUTE	PUBLIC WORKS AND BASIC SERVICES	REMOVAL OF WASTE FROM HEMMELVILLE TRANSFER STATION	WASTE SERVICES	-	5 160 174,84	-	0	16/10/2023	16/10/2026	36	CURRENT	0	-	0
471	8/7/24/468	PWBS 8056/22/23	0	SERVICE LEVEL AGREEMENT	AQUA TRANSPORT & PLANT HIRE	MAAA004092	PRIVATE SECTOR INSTITUTE	PUBLIC WORKS AND BASIC SERVICES	PANEL OF 3 SERVICE PROVIDERS TO PROVIDE HONEY SUCKING AND HIGH WATER PRESSURE JETTING SERVICES	WASTE SERVICES	-	-	-	0	17/10/2023	17/10/2026	36	CURRENT	0	-	0
472	8/7/24/469	PWBS 8056/22/23	0	SERVICE LEVEL AGREEMENT	SHEMUNJU AND SONS	MAAA0898738	PRIVATE SECTOR INSTITUTE	PUBLIC WORKS AND BASIC SERVICES	PANEL OF 3 SERVICE PROVIDERS TO PROVIDE HONEY SUCKING AND HIGH WATER PRESSURE JETTING SERVICES	WASTE SERVICES	1 182 855,50	-	-	0	17/10/2023	17/10/2026	36	CURRENT	0	-	0
473	8/7/24/470	PWBS 8056/22/23	0	SERVICE LEVEL AGREEMENT	EXENE INVESTMENTS CC	MAAA0012316	PRIVATE SECTOR INSTITUTE	PUBLIC WORKS AND BASIC SERVICES	PANEL OF 3 SERVICE PROVIDERS TO PROVIDE HONEY SUCKING AND HIGH WATER PRESSURE JETTING SERVICES	WASTE SERVICES	-	-	-	0	17/10/2023	17/10/2026	36	CURRENT	0	-	0
484	8/7/24/481	CDRP 8062/22/23	0	SERVICE LEVEL AGREEMENT	MHLONGO TRANSCON SECURITY SERVICES PTY LTD	MAAA1008238	PRIVATE SECTOR INSTITUTE	CORPORATE SERVICES	PROVISION OF SECURITY SERVICES AND VIP PROTECTION FOR A PERIOD OF 36 MONTHS	SECURITY SERVICES	82 663 590,03	44 277 253,97	18 326 336,06	0,021	03/01/2024	03/01/2027	36	CURRENT	0	5 217 325,03	Variation Order of R1 489 000 was made for VIP Protection for Council M Okunye, There's another Variation order of R168251,03 for Chief whip and semi-auto Rifle
485	8/7/24/482	CDMM 8021/23/24	0	SERVICE LEVEL AGREEMENT	LAMREC (PTY) LTD	MAAA0800819	PRIVATE SECTOR INSTITUTE	COMMUNITY SERVICES	PANEL OF SERVICE PROVIDERS FOR CONSTRUCTION OF OSS HOUSES	CONSTRUCTION	-	-	3,00	7,00%	22/01/2024	22/01/2027	36	CURRENT	0	-	0
486	8/7/24/483	CDMM 8021/23/24	0	SERVICE LEVEL AGREEMENT	ZWENZE CONSTRUCTION AND PROJECTS	MAAA0136756	PRIVATE SECTOR INSTITUTE	COMMUNITY SERVICES	PANEL OF SERVICE PROVIDERS FOR CONSTRUCTION OF OSS HOUSES	CONSTRUCTION	-	-	0,4%	AND 4,5%	22/01/2024	22/01/2027	36	CURRENT	0	-	0
487	8/7/24/484	CDMM 8021/23/24	0	SERVICE LEVEL AGREEMENT	AMANDI AHLGBLE TRADING 73	MAAA0134432	PRIVATE SECTOR INSTITUTE	COMMUNITY SERVICES	PANEL OF SERVICE PROVIDERS FOR CONSTRUCTION OF OSS HOUSES	CONSTRUCTION	-	-	3,1%	AND 3%	22/01/2024	22/01/2027	36	CURRENT	0	-	0
488	8/7/24/485	CDMM 8021/23/24	0	SERVICE LEVEL AGREEMENT	SAWUTI TRADING AND PROJECT (PTY) LTD	MAAA1214342	PRIVATE SECTOR INSTITUTE	COMMUNITY SERVICES	PANEL OF SERVICE PROVIDERS FOR CONSTRUCTION OF OSS HOUSES	CONSTRUCTION	380 875,00	-	0,06	22/01/2024	22/01/2027	36	CURRENT	0	-	0	
489	8/7/24/486	CDMM 8021/23/24	0	SERVICE LEVEL AGREEMENT	MHLABANE TRADING (PTY) LTD	MAAA1130584	PRIVATE SECTOR INSTITUTE	COMMUNITY SERVICES	PANEL OF SERVICE PROVIDERS FOR CONSTRUCTION OF OSS HOUSES	CONSTRUCTION	-	-	5%	AND 6%	22/01/2024	22/01/2027	36	CURRENT	0	-	0
490	8/7/24/487	CDMM 8021/23/24	0	SERVICE LEVEL AGREEMENT	MATHUTHA 95 CONSTRUCTION	MAAA1032340	PRIVATE SECTOR INSTITUTE	COMMUNITY SERVICES	PANEL OF SERVICE PROVIDERS FOR CONSTRUCTION OF OSS HOUSES	CONSTRUCTION	-	-	5,7%	AND 7,5%	22/01/2024	22/01/2027	36	CURRENT	0	-	0
491	8/7/24/488	CDMM 8021/23/24	0	SERVICE LEVEL AGREEMENT	NDU B TRADING ENTERPRISE	MAAA1295235	PRIVATE SECTOR INSTITUTE	COMMUNITY SERVICES	PANEL OF SERVICE PROVIDERS FOR CONSTRUCTION OF OSS HOUSES	CONSTRUCTION	363 649,02	-	0,1	22/01/2024	22/01/2027	36	CURRENT	0	-	0	
492	8/7/24/489	CDMM 8021/23/24	0	SERVICE LEVEL AGREEMENT	BULHEBEWE TRADING (PTY) LTD	MAAA0121843	PRIVATE SECTOR INSTITUTE	COMMUNITY SERVICES	PANEL OF SERVICE PROVIDERS FOR CONSTRUCTION OF OSS HOUSES	CONSTRUCTION	-	-	0,079	22/01/2024	22/01/2027	36	CURRENT	0	-	0	
493	8/7/24/490	CDMM 8021/23/24	0	SERVICE LEVEL AGREEMENT	TICODON HOLDINGS TOWING AND RECOVERY	MAAA128420	PRIVATE SECTOR INSTITUTE	COMMUNITY SERVICES	PANEL OF SERVICE PROVIDERS FOR CONSTRUCTION OF OSS HOUSES	CONSTRUCTION	-	-	5%	AND 7,6%	22/01/2024	22/01/2027	36	CURRENT	0	-	0
494	8/7/24/491	CDMM 8021/23/24	0	SERVICE LEVEL AGREEMENT	KELONTHI PTY LTD	MAAA1263046	PRIVATE SECTOR INSTITUTE	COMMUNITY SERVICES	PANEL OF SERVICE PROVIDERS FOR CONSTRUCTION OF OSS HOUSES	CONSTRUCTION	-	-	0,06	22/01/2024	22/01/2027	36	CURRENT	0	-	0	
495	8/7/24/492	CDMM 8021/23/24	0	SERVICE LEVEL AGREEMENT	MATHUTHA TRADING ENTERPRISE (PTY) LTD	MAAA087485	PRIVATE SECTOR INSTITUTE	COMMUNITY SERVICES	PANEL OF SERVICE PROVIDERS FOR CONSTRUCTION OF OSS HOUSES	CONSTRUCTION	571 518,10	-	1,50%	AND 4,1%	22/01/2024	22/01/2027	36	CURRENT	0	-	0
496	8/7/24/493	CDMM 8021/23/24	0	SERVICE LEVEL AGREEMENT	KEMBAL TRADING (PTY) LTD	MAAA0949311	PRIVATE SECTOR INSTITUTE	COMMUNITY SERVICES	PANEL OF SERVICE PROVIDERS FOR CONSTRUCTION OF OSS HOUSES	CONSTRUCTION	-	-	0,079	22/01/2024	22/01/2027	36	CURRENT	0	-	0	
497	8/7/24/494	CDMM 8021/23/24	0	SERVICE LEVEL AGREEMENT	FAMO 2016	MAAA0415044	PRIVATE SECTOR INSTITUTE	COMMUNITY SERVICES	PANEL OF SERVICE PROVIDERS FOR CONSTRUCTION OF OSS HOUSES	CONSTRUCTION	-	-	0	22/01/2024	22/01/2027	36	CURRENT	0	-	0	
506	8/7/24/503	CDRP 8048/23/24	0	SERVICE LEVEL AGREEMENT	MAANK IT SOLUTION (PTY) LTD	MAAA0146608	PRIVATE SECTOR INSTITUTE	CORPORATE SERVICES	SUPPLY, IMPLEMENT, CONFIGURE AND SUPPORT ICT SERVICES MANAGEMENT/ HELPDESK SYSTEM	OTHER	624 023,35	519 736,75	104 286,60	0	01/04/2024	31/03/2027	36	CURRENT	0	-	Variation order of R56 810 has been made due to additional Work
507	8/7/24/504	CDRP 8039/23/24	0	SERVICE LEVEL AGREEMENT	MAANK IT SOLUTION (PTY) LTD	MAAA0146608	PRIVATE SECTOR INSTITUTE	CORPORATE SERVICES	PROVISION OF ICT OFF-SITE BACKUP AND DISASTER RECOVERY SERVICES (BUSINESS CONTINUITY AND SUPPORT)	OTHER	1 837 252,08	1 184 429,28	652 822,80	0	01/04/2024	31/03/2027	36	CURRENT	0	-	0
508	8/7/24/505	PWBS 8038/23/24	0	SERVICE LEVEL AGREEMENT	TUNJUNI J TRADING	MAAA029398	PRIVATE SECTOR INSTITUTE	PUBLIC WORKS AND BASIC SERVICES	MAINTENANCE AND NEW INSTALLATION OF AIR CONDITIONERS	OTHER	-	1 999 412,36	-	0	11/04/2024	11/04/2027	36	CURRENT	0	-	0
512	8/7/24/509	CDRP 8048/23/24	0	SERVICE LEVEL AGREEMENT	SCOMBZI HOLDINGS	MAAA004708	PRIVATE SECTOR INSTITUTE	CORPORATE SERVICES	PROVISION OF ADVERTISING SERVICES	ADVERTISING	-	899 975,79	-	0,1	01/07/2024	30/06/2027	36	CURRENT	0	-	0
513	8/7/24/510	CDRP 8047/23/24	0	SERVICE LEVEL AGREEMENT	ONKAMALANGA TRADING	MAAA040166	PRIVATE SECTOR INSTITUTE	CORPORATE SERVICES	SUPPLY AND DELIVERY OF PRINTER CARTRIDGES	OTHER	-	-	-	0	01/07/2024	30/06/2027	36	CURRENT	0	-	0
516	8/7/24/511	CDMM 8035/23/24	0	SERVICE LEVEL AGREEMENT	NDLEZINHE TRADING	MAAA118517	PRIVATE SECTOR INSTITUTE	COMMUNITY SERVICES	SUPPLY AND DELIVERY OF SCIENCE KITS	OTHER	-	550 000,00	-	0	03/06/2024	01/06/2027	36	CURRENT	0	-	0
519	8/7/24/514	CDRP 8052/23/24	0	SERVICE LEVEL AGREEMENT	CDRP TRADING AND PROJECT (PTY) LTD	MAAA1274342	PRIVATE SECTOR INSTITUTE	CORPORATE SERVICES	PROVISION OF NATIONAL ROAD TRAFFIC SUPPLY, DELIVERY, INSTALLATION AND CONFIGURATION FOR 220 LITERS IS MICRODOT BEV VOLUME LICENSE FOR A PERIOD OF 3 YEARS	IT SERVICES	6 000,00	4 000,00	2 000,00	0	01/07/2024	30/06/2027	36	CURRENT	0	-	0
525	8/7/24/522	CDRP 8054/23/24	0	SERVICE LEVEL AGREEMENT	AURICHT TECHNOLOGY PTY LTD	MAAA0064545	PRIVATE SECTOR INSTITUTE	CORPORATE SERVICES	SUPPLY, DELIVERY, INSTALLATION AND CONFIGURATION FOR 220 LITERS IS MICRODOT BEV VOLUME LICENSE FOR A PERIOD OF 3 YEARS	IT SERVICES	867 943,76	867 943,76	-	0	16/09/2024	15/09/2027	36	CURRENT	0	-	0
528	8/7/24/523	8TD 8046/23/24	0	SERVICE LEVEL AGREEMENT	CLEARSAULT 77 PTY LTD	MAAA056427	PRIVATE SECTOR INSTITUTE	BUDGET AND TREASURY OFFICE	VERIFICATION OF INDEBENT LISTING 2300 FOR A PERIOD OF 3 YEARS	OTHER	124 545,00	-	-	0	02/09/2024	02/09/2027	36	CURRENT	0	-	0
530	8/7/24/525	MM 8051/23/24	0	SERVICE LEVEL AGREEMENT	YAYOH TRADING	MAAA098987	PRIVATE SECTOR INSTITUTE	EXECUTIVE COUNCIL	PANEL OF SERVICE PROVIDERS TO PROVIDE SERVICES OF MEDIA COORDINATION AND PRINTING OF THE MUNICIPAL LETTERS FOR 3 YEARS	OTHER	1 513 860,00	-	-	0	28/10/2024	28/10/2027	36	CURRENT	0	-	0
532	8/7/24/526	CDMM 8050/23/24	0	SERVICE LEVEL AGREEMENT	NDLEZINHE TRADING	MAAA118517	PRIVATE SECTOR INSTITUTE	COMMUNITY SERVICES	SUPPLY AND DELIVERY OF ANIMAL FEEDING FEED AND MEDICATION	OTHER	-	-	-	11/11/2024	10/11/2027	36	CURRENT	0	-	0	
534	8/7/24/529	8TD 8027/24/25	0	SERVICE LEVEL AGREEMENT	SL DEBT RECOVERY SA PTY LTD	MAAA0808465	PRIVATE SECTOR INSTITUTE	BUDGET AND TREASURY OFFICE	PANEL OF DEBT COLLECTION SERVICES FOR THE PERIOD OF 3 YEARS	OTHER	88 227,79	-	-	0	01/02/2025	31/01/2028	36	CURRENT	0	-	0
537	8/7/24/530	8TD 8027/24/25	0	SERVICE LEVEL AGREEMENT	MHRB TRADING AND PROJECTS PTY LTD	MAAA1189645	PRIVATE SECTOR INSTITUTE	BUDGET AND TREASURY OFFICE	PANEL OF DEBT COLLECTION SERVICES FOR THE PERIOD OF 3 YEARS	OTHER	34 117,06	-	-	0	01/02/2025	31/01/2028	36	CURRENT	0	-	0
539	8/7/24/531	PWBS 8014/24/25	0	SERVICE LEVEL AGREEMENT	SHAKESB SERRVAL AND ASSOCIATES CC	MAAA091744	PRIVATE SECTOR INSTITUTE	PUBLIC WORKS AND BASIC SERVICES	PANEL OF PROJECT MANAGEMENT OF CAPITAL PROJECTS	OTHER	-	-	-	0	28/02/2025	28/02/2028	36	CURRENT	0	-	0
540	8/7/24/535	PWBS 8014/24/25	0	SERVICE LEVEL AGREEMENT	BMK GROUP PTY LTD	MAAA0158358	PRIVATE SECTOR INSTITUTE	PUBLIC WORKS AND BASIC SERVICES	PANEL OF PROJECT MANAGEMENT OF CAPITAL PROJECTS	OTHER	-	-	-	0	28/02/2025	28/02/2028	36	CURRENT	0	-	0
541	8/7/24/536	PWBS 8014/24/25	0	SERVICE LEVEL AGREEMENT	DLAMINDLOVU CONSULTING ENGINEERS & PROJECT MANAGERS	MAAA0166700	PRIVATE SECTOR INSTITUTE	PUBLIC WORKS AND BASIC SERVICES	PANEL OF PROJECT MANAGEMENT OF CAPITAL PROJECTS	OTHER	-	-	-	0	28/02/2025	28/02/2028	36	CURRENT	0	-	0
542	8/7/24/537	PWBS 8014/24/25	0	SERVICE LEVEL AGREEMENT	TPA CONSULTING CC	MAAA0940105	PRIVATE SECTOR INSTITUTE	PUBLIC WORKS AND BASIC SERVICES	PANEL OF PROJECT MANAGEMENT OF CAPITAL PROJECTS	OTHER	-	-	-	0	28/02/2025	28/02/2028	36	CURRENT	0	-	0
547	8/7/24/540	CDRP 8007/24/25	0	SERVICE LEVEL AGREEMENT	MATHUTHA TRADING	MAAA0427485	PRIVATE SECTOR INSTITUTE	CORPORATE SERVICES	PANEL OF SERVICE PROVIDERS TO PROVIDE FIRE FIGHTING EXTINGUISHERS WITH MAINTENANCE FOR A PERIOD OF 3 YEARS	OTHER	-	-	-	0	24/02/2025	24/02/2028	36	CURRENT	0	-	0
548	8/7/24/541	CDRP 8007/24/25	0	SERVICE LEVEL AGREEMENT	ONKAMALANGA TRADING	MAAA040166	PRIVATE SECTOR INSTITUTE	CORPORATE SERVICES	PANEL OF SERVICE PROVIDERS TO PROVIDE FIRE FIGHTING EXTINGUISHERS WITH MAINTENANCE FOR A PERIOD OF 3 YEARS	OTHER	-	-	-	0	24/02/2025	24/02/2028	36	CURRENT	0	-	0
549	8/7/24/542	CDRP 8007/24/25	0	SERVICE LEVEL AGREEMENT	LAMREC (PTY) LTD	MAAA0800819	PRIVATE SECTOR INSTITUTE	CORPORATE SERVICES	PANEL OF SERVICE PROVIDERS TO PROVIDE FIRE FIGHTING EXTINGUISHERS WITH MAINTENANCE FOR A PERIOD OF 3 YEARS	OTHER	-	-	-	0	24/02/2025	24/02/2028	36	CURRENT	0	-	0
550	8/7/24/543	PWBS 8012/24/25	0	SERVICE LEVEL AGREEMENT	KUHLINDEBO ENGINEERS PTY LTD	MAAA045319	PRIVATE SECTOR INSTITUTE	PUBLIC WORKS AND BASIC SERVICES	PANEL OF SERVICE PROVIDERS FOR MAINTENANCE AND NEW INSTALLATION OF MUNICIPAL BUILDING ELECTRICAL WORKS FOR A PERIOD OF 3 YEARS	OTHER	288 963,13	-	-	0	28/02/2025	28/02/2028	36	CURRENT	0	-	0
552	8/7/24/545	OTPS 8021/24/25	0	SERVICE LEVEL AGRE																	

CONTRACT NUMBER	REF QUOTATION NUMBER	ORDER NO.	CONTRACT TYPE	APPOINTED BIDDER	CENTRAL SUPPLIER DATABASE REGISTRATION NO.	PARTY TYPE	MUNICIPALITY WOTE/DIVISION	DESCRIPTION OF GOODS/SERVICES/PROJECTS	CATEGORY	CONTRACT VALUE AS PER CONTRACT	CONTRACT AMOUNT PAID	BALANCE OF CONTRACT VALUE	PERCENTAGE ESCALATION	CONTRACT START DATE	CONTRACT END DATE	CONTRACT DURATION IN MONTHS	CONTRACT STATUS	CONTRACT EXTENSION PERIOD IN MONTHS	CONTRACT EXTENSION VALUE	COMMENTS
559	8/1/2/4/51	CDMM 8040/24/25	SERVICE LEVEL AGREEMENT	UNESU TRADING ENTERPRISE PTY LTD	MAAA0146037	PRIVATE SECTOR INSTITUTE	COMMUNITY AND SAFETY SERVICES	PANEL FOR SUPPLY AND DELIVERY OF DISASTER RELIEF FOR A PERIOD OF 3 YEARS	IT IS BASED ON RATE PER PRICING SCHEDULE	-	-	-	-	07/05/2025	06/05/2028	36	CURRENT			
560	8/1/2/4/52	CDMM 8040/24/25	SERVICE LEVEL AGREEMENT	SAWUTI TRADING AND PROJECT (PTY) LTD	MAAA1274342	PRIVATE SECTOR INSTITUTE	COMMUNITY AND SAFETY SERVICES	PANEL FOR SUPPLY AND DELIVERY OF DISASTER RELIEF FOR A PERIOD OF 3 YEARS	IT IS BASED ON RATE PER PRICING SCHEDULE	-	-	-	-	07/05/2025	06/05/2028	36	CURRENT			
561	8/1/2/4/53	CDMM 8040/24/25	SERVICE LEVEL AGREEMENT	MATHUTHA TRADING	MAAA0427485	PRIVATE SECTOR INSTITUTE	COMMUNITY AND SAFETY SERVICES	PANEL FOR SUPPLY AND DELIVERY OF DISASTER RELIEF FOR A PERIOD OF 3 YEARS	IT IS BASED ON RATE PER PRICING SCHEDULE	57 500,00	-	-	-	07/05/2025	06/05/2028	36	CURRENT			
562	8/1/2/4/54	CDMM 8040/24/25	SERVICE LEVEL AGREEMENT	AMAPHEMBA TRADING	MAAA1203939	PRIVATE SECTOR INSTITUTE	COMMUNITY AND SAFETY SERVICES	PANEL FOR SUPPLY AND DELIVERY OF DISASTER RELIEF FOR A PERIOD OF 3 YEARS	IT IS BASED ON RATE PER PRICING SCHEDULE	-	-	-	-	07/05/2025	06/05/2028	36	CURRENT			
563	8/1/2/4/55	CDMM 8040/24/25	SERVICE LEVEL AGREEMENT	THE ZEEN BREEZE PTY LTD	MAAA1361336	PRIVATE SECTOR INSTITUTE	COMMUNITY AND SAFETY SERVICES	PANEL FOR SUPPLY AND DELIVERY OF DISASTER RELIEF FOR A PERIOD OF 3 YEARS	IT IS BASED ON RATE PER PRICING SCHEDULE	-	-	-	-	07/05/2025	06/05/2028	36	CURRENT			
564	8/1/2/4/56	CDMM 8040/24/25	SERVICE LEVEL AGREEMENT	NDU B TRADING ENTERPRISE	MAAA1417936	PRIVATE SECTOR INSTITUTE	COMMUNITY AND SAFETY SERVICES	OPERATE AND CONDUCT ROUTINE MAINTENANCE ON THE JETEM TRAIN	IT IS BASED ON RATE PER PRICING SCHEDULE	-	-	-	-	07/05/2025	06/05/2028	36	CURRENT			
580	8/1/2/4/57	CDMP 8041/24/25	SERVICE LEVEL AGREEMENT	MAINT IT SOLUTIONS	MAAA0146608	PRIVATE SECTOR INSTITUTE	CORPORATE SERVICES	PROVISION OF HOSTING EMAILS, WEBSITE, SECURITY AND TECHNICAL SUPPORT FOR A PERIOD OF 3 YEARS	IT IS BASED ON RATE PER PRICING SCHEDULE	109 020,00	-	-	-	01/09/2025	30/06/2028	36	CURRENT			0
581	8/1/2/4/58	CDMP 8051/24/25	SERVICE LEVEL AGREEMENT	KC AND SC SON TRADING ENTERPRISE	MAAA0263210	PRIVATE SECTOR INSTITUTE	CORPORATE SERVICES	PANEL OF SERVICE PROVIDERS TO SUPPLY AND DELIVER LAPTOPS, DESKTOPS AND OTHER ICT ACCESSORIES INCLUDING REPAIRS AND MAINTENANCE FOR A PERIOD OF 3 YEARS	IT IS BASED ON RATE PER PRICING SCHEDULE	-	-	-	-	01/07/2025	30/06/2028	36	CURRENT			
582	8/1/2/4/59	CDMP 8051/24/25	SERVICE LEVEL AGREEMENT	NAMA (PTY) LTD	MAAA0877139	PRIVATE SECTOR INSTITUTE	CORPORATE SERVICES	PANEL OF SERVICE PROVIDERS TO SUPPLY AND DELIVER LAPTOPS, DESKTOPS AND OTHER ICT ACCESSORIES INCLUDING REPAIRS AND MAINTENANCE FOR A PERIOD OF 3 YEARS	IT IS BASED ON RATE PER PRICING SCHEDULE	-	-	-	-	01/07/2025	30/06/2028	36	CURRENT			
583	8/1/2/4/60	CDMP 8051/24/25	SERVICE LEVEL AGREEMENT	AUMDIFT TECHNOLOGY PTY LTD	MAAA0064545	PRIVATE SECTOR INSTITUTE	CORPORATE SERVICES	PANEL OF SERVICE PROVIDERS TO SUPPLY AND DELIVER LAPTOPS, DESKTOPS AND OTHER ICT ACCESSORIES INCLUDING REPAIRS AND MAINTENANCE FOR A PERIOD OF 3 YEARS	IT IS BASED ON RATE PER PRICING SCHEDULE	113 172,42	-	-	-	01/07/2025	30/06/2028	36	CURRENT			
584	8/1/2/4/61	PWBS 8048/24/25	SERVICE LEVEL AGREEMENT	NDELEZINHE TRADING	MAAA1185117	PRIVATE SECTOR INSTITUTE	PUBLIC WORKS AND BASIC SERVICES	SUPPLY AND DELIVERY OF BUILDING AND ELECTRICAL MATERIAL TO DR MOSCADAM CLEANING ZUMA MUNICIPALITY FOR A PERIOD OF 12 MONTHS	IT IS BASED ON RATE PER PRICING SCHEDULE	92 675,00	-	-	-	11/06/2025	10/06/2026	12	CURRENT			
585	8/1/2/4/62	CDMP 8028/24/25	SERVICE LEVEL AGREEMENT	MHLANGA INC ATTORNEYS	MAAA0115092	PRIVATE SECTOR INSTITUTE	CORPORATE SERVICES	PANEL OF ATTORNEYS FOR A PERIOD OF 36 MONTHS	IT IS BASED ON RATE PER PRICING SCHEDULE	6 440,00	-	-	-	28/07/2025	28/07/2028	36	CURRENT			
586	8/1/2/4/63	CDMP 8044/24/25	SERVICE LEVEL AGREEMENT	AFRICA CONSULTING AGENCY	MAAA0949445	PRIVATE SECTOR INSTITUTE	CORPORATE SERVICES	SERVICE PROVIDER TO VERIFY QUALIFICATIONS AND CONDUCT BACKGROUND SCREENINGS FOR A PERIOD OF 3 YEARS	IT IS BASED ON RATE PER PRICING SCHEDULE	-	-	-	-	0	0	36	CURRENT			Waiting for inception meeting, Specification to be amended to add qualifications in verifications
589	8/1/2/4/64	PWBS 8012/24/25	SERVICE LEVEL AGREEMENT	KEMBAL TRADING (PTY) LTD	MAAA0394311	PRIVATE SECTOR INSTITUTE	PUBLIC WORKS AND BASIC SERVICES	PANEL OF SERVICE PROVIDERS FOR MAINTENANCE AND NEW INSTALLATION OF MUNICIPAL BUILDING ELECTRICAL WORKS FOR A PERIOD OF 3 YEARS	IT IS BASED ON RATE PER PRICING SCHEDULE	-	-	-	-	01/07/2025	30/06/2026	36	CURRENT			
590	8/1/2/4/65	PWBS 8012/24/25	SERVICE LEVEL AGREEMENT	DOUBLE OPTION INVESTMENTS (PTY) LTD	MAAA008998	PRIVATE SECTOR INSTITUTE	PUBLIC WORKS AND BASIC SERVICES	PANEL OF SERVICE PROVIDERS FOR MAINTENANCE AND NEW INSTALLATION OF MUNICIPAL BUILDING ELECTRICAL WORKS FOR A PERIOD OF 3 YEARS	IT IS BASED ON RATE PER PRICING SCHEDULE	65 663,27	-	-	-	01/07/2025	30/06/2028	36	CURRENT			
591	8/1/2/4/66	PWBS 8012/24/25	SERVICE LEVEL AGREEMENT	KHOLWANI ELECTRICAL / ZWELONKE ELECTRICALS	MAAA0800427	PRIVATE SECTOR INSTITUTE	PUBLIC WORKS AND BASIC SERVICES	PANEL OF SERVICE PROVIDERS FOR MAINTENANCE AND NEW INSTALLATION OF MUNICIPAL BUILDING ELECTRICAL WORKS FOR A PERIOD OF 3 YEARS	IT IS BASED ON RATE PER PRICING SCHEDULE	-	-	-	-	01/07/2025	30/06/2028	36	CURRENT			
592	8/1/2/4/67	PWBS 8027/25/26	SERVICE LEVEL AGREEMENT	BS MADINGOLO CONSTRUCTION CC	MAAA0127348	PRIVATE SECTOR INSTITUTE	PUBLIC WORKS AND BASIC SERVICES	CONSTRUCTION OF PHOSANE COMMUNITY HALL		5 926 240,38	1 583 365,18	4 343 875,20	-	25/07/2025	28/02/2026	6	CURRENT			
593	8/1/2/4/68	CDMP 8043/23/24	SERVICE LEVEL AGREEMENT	REAL TRAVEL PTY LTD	MAAA1123386	PRIVATE SECTOR INSTITUTE	CORPORATE SERVICES	PANEL FOR PROVISION OF TRAVEL AGENT SERVICES FOR PERIOD OF 3 YEARS	IT IS BASED ON APPROVED RATES	181 778,82	-	-	-	28/08/2025	28/08/2028	36	CURRENT			
594	8/1/2/4/69	PWBS 8025/25/26	SERVICE LEVEL AGREEMENT	BS MADINGOLO CONSTRUCTION CC	MAAA0127348	PRIVATE SECTOR INSTITUTE	PUBLIC WORKS AND BASIC SERVICES	CONSTRUCTION OF ENKHOJINI CREECH		4 928 137,00	1 878 902,20	3 049 234,80	-	27/08/2025	27/01/2026	5	CURRENT			
595	8/1/2/4/70	PWBS 8047/25/26	SERVICE LEVEL AGREEMENT	UKWAZI HOME DEVELOPMENTS PROJECTS	MAAA0314299	PRIVATE SECTOR INSTITUTE	PUBLIC WORKS AND BASIC SERVICES	CONSTRUCTION OF BULWER TOWN UPGRADE PHASE 2 INFORMAL TRADING INFRASTRUCTURE		6 584 325,00	1 722 605,37	4 861 719,63	-	27/08/2025	31/03/2026	7	CURRENT			
596	8/1/2/4/71	PWBS 8015/25/26	SERVICE LEVEL AGREEMENT	MAIRI CONSTRUCTION & PLANT HIRE	MAAA0811357	PRIVATE SECTOR INSTITUTE	PUBLIC WORKS AND BASIC SERVICES	CONSTRUCTION OF GLENMAZE COMMUNITY HALL		5 100 321,88	4 202 112,46	898 209,42	-	27/08/2025	27/02/2026	6	CURRENT			
597	8/1/2/4/72	CDMP 8048/24/25	SERVICE LEVEL AGREEMENT	YTEC K29 (PTY) LTD	MAAA0166428	PRIVATE SECTOR INSTITUTE	CORPORATE SERVICES	SERVICE PROVIDER TO SUPPLY INSTALLATION & MAINTENANCE OF PRINTING / PHOTOCOPIING MACHINES FOR A PERIOD OF 3 YEARS	IT IS BASED ON RATE PER PRICING SCHEDULE	1 544 634,00	-	-	-	01/12/2025	30/11/2028	36	CURRENT			
598	8/1/2/4/73	CDMM 8033/24/25	SERVICE LEVEL AGREEMENT	TRUVELO AFRICA ELECTRONICS DIVISION (PTY) LTD	MAAA0087787	PRIVATE SECTOR INSTITUTE	COMMUNITY AND SAFETY SERVICES	CALIBRATION OF SPEED CAMERAS	IT IS BASED ON RATE PER PRICING SCHEDULE	-	-	-	-	20/10/2025	20/10/2028	36	CURRENT			
599	8/1/2/4/74	CDMM 8006/25/26	SERVICE LEVEL AGREEMENT	TRUVELO AFRICA ELECTRONICS DIVISION (PTY) LTD	MAAA0087787	PRIVATE SECTOR INSTITUTE	COMMUNITY AND SAFETY SERVICES	PROVISION OF SOFTWARE AND LICENCE FOR TRAFFIC CONTRAVENTION MANAGEMENT SYSTEM FOR A PERIOD OF 3 YEARS	IT IS BASED ON RATE PER PRICING SCHEDULE	172 500,00	-	-	-	20/10/2025	20/10/2028	36	CURRENT			
600	8/1/2/4/75	CDMM 8042/24/25	SERVICE LEVEL AGREEMENT	OKWENDALO CONSTRUCTION JV NOMAFU SECURITY SERVICES	MAAA1207548	PRIVATE SECTOR INSTITUTE	COMMUNITY AND SAFETY SERVICES	CONDUCT SECURITY TRAINING FOR A PERIOD OF 3 YEARS	IT IS BASED ON THE APPROVED RATES PER PRICING SCHEDULE	-	-	-	-	06/11/2025	05/11/2028	36	CURRENT			
601	8/1/2/4/76	PWBS 8051/25/26	SERVICE LEVEL AGREEMENT	MAIRI CONSTRUCTION AND PLANT HIRE	MAAA0144357	PRIVATE SECTOR INSTITUTE	PUBLIC WORKS AND BASIC SERVICES	CONSTRUCTION OF JACKSON ROAD CAUSEWAY		7 212 443,93	-	7 212 443,93	-	23/10/2025	23/06/2026	8	CURRENT			
602	8/1/2/4/77	PWBS 8046/25/26	SERVICE LEVEL AGREEMENT	UKWAZI HOME DEVELOPMENT	MAAA0314299	PRIVATE SECTOR INSTITUTE	PUBLIC WORKS AND BASIC SERVICES	CONSTRUCTION OF NDLANGISA PEDESTRIAN BRIDGE		4 980 464,78	-	4 980 464,78	-	23/10/2025	23/05/2026	6	CURRENT			
602	8/1/2/4/78	PWBS 8022/24/25	SERVICE LEVEL AGREEMENT	SINOHORO CONSULTANTS PTY LTD	MAAA0219571	PRIVATE SECTOR INSTITUTE	PUBLIC WORKS AND BASIC SERVICES	PANEL FOR ENVIRONMENTAL SPECIALIST TO DEVELOP ENVIRONMENTAL STUDIES FOR DR MOSCADAM CLEANING ZUMA MUNICIPALITY FOR A PERIOD OF 3 YEARS	IT IS BASED ON THE RATES AS PER THE PRICING SCHEDULE	-	-	-	-	0	36	CURRENT			Waiting for the inception meeting	
602	8/1/2/4/79	CDMM 8011/25/26	SERVICE LEVEL AGREEMENT	MATHUTHA TRADING	MAAA0427485	PRIVATE SECTOR INSTITUTE	COMMUNITY AND SAFETY SERVICES	SUPPLY, DELIVERY AND INSTALLATION OF FARRHOMES FOR UNDERBERG FIRE STATION		805 000,00	-	805 000,00	-	28/11/2025	31/05/2026	6	CURRENT			0
602	8/1/2/4/80	CDMM 8010/25/26	SERVICE LEVEL AGREEMENT	SOBICANE GENERAL TRADING (PTY) LTD	MAAA0414269	PRIVATE SECTOR INSTITUTE	COMMUNITY AND SAFETY SERVICES	PANEL FOR SUPPLY AND DELIVERY OF LIGHTNING CONDUCTORS FOR A PERIOD OF 3 YEARS	IT IS BASED ON THE RATES AS PER THE PRICING SCHEDULE	-	-	-	-	28/11/2025	27/11/2028	36	CURRENT			0
602	8/1/2/4/81	CDMM 8010/25/26	SERVICE LEVEL AGREEMENT	LAE CONSTRUCTION	MAAA0702217	PRIVATE SECTOR INSTITUTE	COMMUNITY AND SAFETY SERVICES	PANEL FOR SUPPLY AND DELIVERY OF LIGHTNING CONDUCTORS FOR A PERIOD OF 3 YEARS	IT IS BASED ON THE RATES AS PER THE PRICING SCHEDULE	-	-	-	-	28/11/2025	27/11/2028	36	CURRENT			
602	8/1/2/4/82	CDMM 8010/25/26	SERVICE LEVEL AGREEMENT	SHADOK CONSTRUCTION AND PROJECT PTY LTD	MAAA0149234	PRIVATE SECTOR INSTITUTE	COMMUNITY AND SAFETY SERVICES	PANEL FOR SUPPLY AND DELIVERY OF LIGHTNING CONDUCTORS FOR A PERIOD OF 3 YEARS	IT IS BASED ON THE RATES AS PER THE PRICING SCHEDULE	-	-	-	-	28/11/2025	27/11/2028	36	CURRENT			
602	8/1/2/4/83	CDMM 8010/25/26	SERVICE LEVEL AGREEMENT	MST HOLDINGS PTY LTD	MAAA1561411	PRIVATE SECTOR INSTITUTE	COMMUNITY AND SAFETY SERVICES	PANEL FOR SUPPLY AND DELIVERY OF LIGHTNING CONDUCTORS FOR A PERIOD OF 3 YEARS	IT IS BASED ON THE RATES AS PER THE PRICING SCHEDULE	-	-	-	-	28/11/2025	27/11/2028	36	CURRENT			
602	8/1/2/4/84	CDMP 8028/24/25	SERVICE LEVEL AGREEMENT	A VILAKAZI AND ASSOCIATES	MAAA118529	PRIVATE SECTOR INSTITUTE	CORPORATE SERVICES	PANEL OF ATTORNEYS FOR A PERIOD OF 36 MONTHS	IT IS BASED ON THE RATES AS PER THE PRICING SCHEDULE	-	-	-	-	0	0	36	CURRENT			Waiting for inception meeting
602	8/1/2/4/85	CDMP 8028/24/25	SERVICE LEVEL AGREEMENT	DNM ATTORNEYS	MAAA125348	PRIVATE SECTOR INSTITUTE	CORPORATE SERVICES	PANEL OF ATTORNEYS FOR A PERIOD OF 36 MONTHS	IT IS BASED ON THE RATES AS PER THE PRICING SCHEDULE	-	-	-	-	0	0	36	CURRENT			Waiting for inception meeting
602	8/1/2/4/86	CDMP 8028/24/25	SERVICE LEVEL AGREEMENT	LLM ATTORNEYS INC	MAAA097591	PRIVATE SECTOR INSTITUTE	CORPORATE SERVICES	PANEL OF ATTORNEYS FOR A PERIOD OF 36 MONTHS	IT IS BASED ON THE RATES AS PER THE PRICING SCHEDULE	-	-	-	-	0	0	36	CURRENT			Waiting for inception meeting
602	8/1/2/4/87	CDMM 8018/25/26	SERVICE LEVEL AGREEMENT	MATHUTHA TRADING ENTERPRISE (PTY) LTD	MAAA0427485	PRIVATE SECTOR INSTITUTE	COMMUNITY AND SAFETY SERVICES	SUPPLY AND DELIVERY OF FIRE FIGHTING EQUIPMENT FOR PERIOD OF 3 YEARS	IT IS BASED ON THE RATES AS PER THE PRICING SCHEDULE	-	-	-	-	0	0	36	CURRENT			Waiting for inception meeting
602	8/1/2/4/88	PWBS 8031/25/26	SERVICE LEVEL AGREEMENT	DOUBLE OPTION INVESTMENTS	MAAA008998	PRIVATE SECTOR INSTITUTE	PUBLIC WORKS AND BASIC SERVICES	MAINTENANCE OF STREET LIGHTING WITHIN THE FOLLOWING TOWNS/AREAS, BELWIER, CRESHINGTON AND DOONBROOK		876 411,21	-	-	-	0	0	36	CURRENT			Waiting for inception meeting

MIG, ELECTRIFICATION AND INTERNAL FUNDED PROJECTS

Project Name	Oct-25	Nov-25	Dec-25	Reason for Delays	Remedial Action
2025/2026 FINANCIAL YEAR MIG PROJECTS					
Construction of Glenmaize Community hall	Contractor is on site is currently , project is currently 75% complete.	Contractor is on site is currently , project is currently 95% complete.	The project is practical complete.		
Construction of Phosana Community hall	Project is under construction and is 45% complete.	Project is under construction and is 55% complete. Currently busy with installation of roof.	Project is under construction and is 59% complete. Currently busy with installation of roof.		
Construction Ekupholeni Creche	The project is under construction and is 25% complete.	The project is under construction and is 55% complete. Currently busy with roofing, electricity tubing and internal wall plaster	The project is under construction and is 60% complete. Currently busy with roofing, electricity tubing and internal wall plaster		
RENEWAL of GRAVEL ACCESSRAODS 2025/26 1km					
Magoso Access road	Order number has been issued to the plant hire service provider and currently working in Ward 14, tipping the gravel material.	Project is now complete	Project is now complete		
Nomandlovu Access road	Order number has been issued to the plant hire service provider and currently working in Ward 14, tipping the gravel material.	Project is now complete	Project is now complete		
Magwababeni/Mampondweni Access road.	Order number has been issued to the plant hire service provider and currently working in Ward 14, tipping the gravel material.	Project is now complete	Project is now complete		

Project Name	Oct-25	Nov-25	Dec-25	Reason for Delays	Remedial Action
2022/23 FINANCIAL YEAR PROJECTS					
Creighton Sport Center phase 2	The project is complete, Close-out report was received.	The project is complete, Close-out report was received.	The project is complete, Close-out report was received.		
Mafohla Community Hall	The project is practical complete and under the defect liability period, to lapse by the 30 November 2025.	The project is practical complete and under the defect liability period, to lapse by the 30 November 2025.	The project is complete and defect on site were rectified. The municipality is waiting for a close out report from the consultant.		
Underberg Asphalt Road Phase 4	The project is practical complete and under the defect liability period.	The project is practical complete and under the defect liability period.	The project is practical complete and under the defect liability period.		
FINANCIAL YEAR MIG PROJECTS 2024/25					
Maguzwana Sport fields	The project is practical complete, currently under defect liability period.	The project is practical complete, currently under defect liability period.	The project is practical complete, currently under defect liability period.		
Thonsini Hall and Creche	The project is practical complete	The project is practical complete	The project is practical complete		
Khubeni Creche	The project is practical complete and under the defect liability period.	The project is practical complete and under the defect liability period.	The project is practical complete and under the defect liability period.		
Zwelisha creche	The project is practical complete and under the defect liability period.	The project is practical complete and under the defect liability period.	The project is practical complete and under the defect liability period.		
Siyathuthuka creche	The project is practical complete and under the defect liability period.	The project is practical complete and under the defect liability period.	The project is practical complete and under the defect liability period.		
Bulwer Asphalt phase 8 Section 3	Project is practical complete.	Project is practical complete.	Project is practical complete.		

Project Name	Oct-25	Nov-25	Dec-25	Reason for Delays	Remedial Action
ELECTRIFICATION PROJECTS 2024/2025					
Amakhuze/Cabazi phase 7	Project is practical complete.	Project is practical complete.	Project is practical complete.		
Lamington to Greater Stepmore 5.3 km MV line	Project is practical complete busy with snags	Project is practical complete busy with snags	Project is practical complete busy with snags		
Greater Khukhulela/Nomagaga phase 7	Project is practical complete busy with snags	Project is practical complete busy with snags	Project is practical complete busy with snags		
Greater Ngwagwane Phase 7	Project is practical complete busy with snags	Project is practical complete busy with snags	Project is practical complete busy with snags		
Greater Nkwezela phase 7	Project is practical complete busy with snags	Project is practical complete busy with snags	Project is practical complete busy with snags		
Greater Nkumba/Magwaneni Phase 7	Project is practical complete busy with snags	Project is practical complete busy with snags	Project is practical complete busy with snags		

Project Name	Oct-25	Nov-25	Dec-25	Reason for Delays	Remedial Action
2023/24 FINANCIAL YEAR INTERNAL PROJECTS					
Upgrading of himeville township asphalts road	The project is practical complete	The project is practical complete	The project is practical complete		
Bus Shelters	Project is practical complete	Project is practical complete	The project is practical complete		
Ntwasahlobo to Ridge pedestrain bridge	Project is at tender stage for the appointment of the contractor. Briefing session was on the 29 October 2025. Closing date on the 10 November 2025.	Project is at a tender adjudication stage for the appointment of the suitable service provider(Contractor)	Project is at a tender adjudication stage for the appointment of the suitable service provider(Contractor)		
Ndlangisa pedestrain bridge	Contractor has been appointed for the implementation of the project, inception meeting was on 23 October 2025. Contractor is busy compiling his contractual requirement.	Contractor has been appointed for the implementation of the project, sod turning was held on 18 November 2025. Contractor is busy with site clearance.	Contracto is on site busy with establiment ,site clearance.		
Gobhogobho pedestrain bridge	Project is at a tender adjudication stage for the appointment of the contractor, breifing date was on 02 September 2025 and closing date was 12 October 2025,	Project is at a tender adjudication stage for the appointment of the suitable service provider(Contractor)	Project is at a tender adjudication stage for the appointment of the suitable service provider(Contractor)		
Half my right pedestrain bridge	Project is at tender stage for the appointment of the contractor. Briefing session was on the 29 October 2025. Closing date on the 10 November 2025.	Project is at a tender adjudication stage for the appointment of the suitable service provider(Contractor)	Project is at a tender adjudication stage for the appointment of the suitable service provider(Contractor)		
Centocow phase 3	Project is practical complete and is under defect liability period	Project is practical complete and is under defect liability period			
Storm Water installation	Project is at tender adjudication stage for issuing of order numbers to plant hire service provider.	Project is at tender adjudication stage for issuing of order numbers to plant hire service provider.	Project is at tender adjudication stage for issuing of order numbers to service provider.		
FINANCIAL YEAR INTERNAL PROJECTS 2022/2023					

Project Name	Oct-25	Nov-25	Dec-25	Reason for Delays	Remedial Action
Creighton Storeroom	The project is practical complete	The project is practical complete	The project is practical complete		
Bulwer Town Upgrade Phase 2	Cnstruction work is in progress on site, has done with the concrete stormwater drainage pipes installation ,layer-works levels and currently busy pouring concrete panels on the platform for parking 's and market stalls.	Construction in progresss the only is portion of side walks where the contractor waiting for removal of illegal containers placed by local traders and procurement of markets stalls. That process will take place after finalisation of final desgns to cater for new submission/ proposal from beneficiaries and LED unit, PWBS Depart. to have a	Construction in progresss the only is portion of side walks where the contractor waiting for removal of illegal containers placed by local traders and procurement of markets stalls. That process will take place after finalisation of final desgns to cater for new submission/ proposal from beneficiaries and LED unit, PWBS Depart. to have a meeting with LED unit and		
20FINANCIAL YEAR PROJECTS 2022/2023					
Creighton Sport Center phase 2	The project is practical complete.	The project is practical complete.	The project is practical complete.		
Mafohla Community Hall	The project is practical complete and under the defect liability period, to lapse by the 30 November 2025.	The project is practical complete and under the defect liability period, to lapse by the 30 November 2025.	The project is complete, defect liability period, to lapsed and defeacts in site was rectified and the Municipality is waiting for the close out report from the Consultant.		
Underberg Asphalt Road Phase 4	The project is practical complete and under the defect liability period.	The project is practical complete and under the defect liability period.	The project is practical complete and under the defect liability period.		