



Main Street
Creighton, 3263

P.O Box 62

Creighton 3263

Phone: +27 39 833 1038

Fax: +27 39 833 1179

Email: mailbox@ndz.gov.za

www.ndz.gov.za

A Better Place for All

FINANCE COMMITTEE MEETING

AGENDA

FOR THE MEETING TO BE HELD ON

**THURSDAY, 10TH OCTOBER 2024 AT 16:00
P.M.**

VIRTUALLY THROUGH MICROSOFT TEAMS

FINANCE COMMITTEE MEETING

NOTICE OF A FINANCE COMMITTEE MEETING

Dear Members

MEETING OF A FINANCE COMMITTEE

Notice is hereby given in terms of the Municipal Finance Management Act, No 56 of 2003, that a Finance Committee Meeting of the **Dr. Nkosazana Dlamini- Zuma Local Municipality** will be held at **Dr Nkosazana Dlamini Zuma Municipal ,Virtual(MS Teams)** on **Thursday, 10th October 2024** at **16h00p.m.** for the purpose of considering the items as contained in the attached agenda.

Yours faithfully



CLLR. P.S. MSOMI
CHAIRPERSON/MAYOR

**DR NKOSAZANA DLAMINI-ZUMA LOCAL MUNICIPALITY FINANCE
COMMITTEE MEETING**

DATE AND TIME : 10TH October 2024 AT 16h00pm

VENUE : Virtually through Microsoft Teams

AGENDA

Item no.	Topic	Reports	Responsibility	Page no.
1.	Opening: Moment of Reflection		Chairperson	
2.	Notice of the Meeting		MM/CFO	
3.	Applications for Leave of Absence		Chairperson	
4.	Acceptance of the Agenda		Chairperson	
5.	Declaration of interest		Chairperson	
6.	Announcements		Chairperson	
7.	Presentations		Chairperson	
8.	Approval of previous minutes: • 12 th September 2024		Chairperson	
8.	Section 52(d) and 71 Reports for the period ended on the 30 September 2024:		CFO	
	1. Quarterly Cost Containment Management Measures Report as at the 31 st September 2024		CFO	18
	2. Preliminary Quarterly and Monthly in year Monitoring Financial Report for the period ended on the 30 th September 2024.		CFO	20
	3. Payroll Reconciliation for the Month of September 2024.		CFO	100
	4. Quarterly and Monthly Expenditure Management Report as at 31 st September 2024		CFO	105
	5. Debtors and Revenue Management reports as at 31 st September 2024		CFO	162
	6. Assets Management report as at 31 st September 2024		CFO	182
	7. Fleet Management Report as at 31 st September 2024		CFO	185
	8. Quarterly and Monthly Supply Chain Management Report as at 31 st September 2024		CFO	193
	9. MIG, Electrification and Internally funded projects progress reports.		CFO	236
	10. KZN TreasuryPostImplementation Assessment : Challenges and Risks		CFO	242

10.	Reports for Consideration	Nil	Chairperson	
11.	In committee Reports	Nil	Chairperson	
12.	Notice of Motion	Nil	Chairperson	
13.	Urgent Reports allowed only with the consensus of the chairperson:	Nil	Chairperson	
14.	Dates of the next meetings/Schedule of meetings		Chairperson	
15.	Closure		Chairperson	

MINUTES OF DR. NDZ MUNICIPALITY FINANCE COMMITTEE MEETING HELD ON THE 12th SEPTEMBER 2024 AT 09:00 AM, VIRTUALLY, THROUGH MICROSOFT TEAMS.

Present:	Cllrs	P.S. Msomi B.B Ntshiza I. T Shoba N.C. Dlamini D.R. Ngcamu	Chairperson Committee Member Committee Member Committee Member Committee Member
	Merrs	N.C Vezi P. Mtungwa J. Sondezi S.V. Mngadi N. Wela H. Taylor	Municipal Manager CFO Senior Manager Corporate & Support Services Senior Manager PWBS Deputy CFO Manager Assets
	Mesdames	T. Dawe N. Holiwe C.T. Ngobese	Senior Manager Town Planning & Development Manager Supply Chain Senior Committee Officer
	Leave of Absence	G. K Mchunu	Senior Manager Community & Social Services N.C. Vezi

ITEMS	MINUTES	ACTION & TIMEFRAME
01.	<u>OPENING: MOMENT OF REFLECTION:</u> The Chairperson opened the meeting by warmly welcoming all members and there was a minute silent prayer for each member.	
02.	<u>NOTICE OF THE MEETING</u> The Municipal Manager (MM) read the Notice of the meeting.	
03.	<u>APPLICATION FOR LEAVE OF ABSENCE:</u> <ul style="list-style-type: none"> The MM reported that he will hold the meeting on his way as he was requested to be part of the meeting at Dr. Nkosazana Dlamini-Zuma's homestead in order to discuss the issues which amongst was the video that was circulating which he has no idea of it even the person who was speaking is unknown to him. 	
04.	<u>ACCEPTANCE OF THE AGENDA</u> With Councilor Shoba PROPOSING and Cllr Ngcamu SECONDING it was unanimously, RESOLVED To accept the agenda dated 12 th September 2024.	

05.	<p><u>DECLARATION OF INTEREST:</u></p> <ul style="list-style-type: none"> • There was none recorded. 										
06.	<p><u>OFFICIAL ANNOUNCEMENTS:</u></p> <ul style="list-style-type: none"> • The MM reported that he was requested to be part of the meeting at Dr. Nkosazana Dlamini-Zuma's homestead in order to discuss the issues which amongst was the video that was circulating which he had no idea of its coming even the person who was speaking on it was unknown to him, but he was urged to go and answer some of the questions which he will report back to the Mayor on his way back from that meeting. • He also reported that Underberg Rate payers wanted to see him with regards to water and R617 road issues which does not involve our municipality since they are not our function to do. He will report to the Chairperson of what they were discussing. <p>The MM expressed his dissatisfaction of being called to account on private homes of politicians whereas there are municipal offices of government where they can sit and discuss such things.</p>										
07.	<p><u>PRESENTATIONS:</u></p> <ul style="list-style-type: none"> • None was recorded. 										
08.	<p><u>RESOLUTION REGISTER FOR PREVIOUS MEETINGS</u> There was no report.</p>										
09.	<p><u>APPROVAL OF PREVIOUS MINUTES</u> <u>MINUTES OF THE 15th JULY 2024</u> With Cllr. Ngcamu PROPOSING and Cllr Dlamini SECONDING it was unanimously, RESOLVED To adopt minutes of the 15th July 2024.</p>										
09.01	<p><u>PRELIMINARY MONTHLY IN YEAR MONITORING FINANCIAL REPORT FOR THE MONTH OF 31st AUGUST 2024</u></p> <p>The CFO presented the report for August 2024. He informed the committee of the purpose of the report which was to comply with Section 71 of the Municipal Finance Management Act (MFMA) and the requirements as promulgated in the Gazette No 32141 of 17 April 2009. A detailed report was attached to the agenda for more information.</p> <p>Summary of financial performance for the period:</p> <table border="1" data-bbox="357 1765 1305 1989"> <tr> <td data-bbox="357 1765 831 1865">Actual Revenue to Budgeted Revenue</td> <td data-bbox="831 1765 1219 1865">32%</td> <td data-bbox="1219 1765 1305 1865"></td> </tr> <tr> <td data-bbox="357 1865 831 1928">Actual Opex to Budgeted Opex</td> <td data-bbox="831 1865 1219 1928">10%</td> <td data-bbox="1219 1865 1305 1928"></td> </tr> <tr> <td data-bbox="357 1928 831 1989">Actual Capex to Budgeted Capex</td> <td data-bbox="831 1928 1219 1989">4%</td> <td data-bbox="1219 1928 1305 1989"></td> </tr> </table>	Actual Revenue to Budgeted Revenue	32%		Actual Opex to Budgeted Opex	10%		Actual Capex to Budgeted Capex	4%		
Actual Revenue to Budgeted Revenue	32%										
Actual Opex to Budgeted Opex	10%										
Actual Capex to Budgeted Capex	4%										

Employee related cost	13%	
Councilors Remuneration	16%	
Conditional Grants Expenditure	9%	
Debtors Collection	69.87%	
Creditors paid	100%	

The capital expenditure budget for the 2024/25 financial year is R 96 million inclusive of INEP R5.5 million and MIG R31.3 million. Internal Funding of R59.2 million was allocated to capital projects; it reflects R 2 million spending at the end of August 2024. The municipality anticipates spending 100% of the total grant capital budget as at the end of the financial year. The municipality does not have delays arising from, poor performance on emerging contractors no appeals are in-process and no work stoppages.

RECOMMENDATIONS:

1. That in compliance with, Section 71 of the MFMA and in terms of Government Notice 32141 dated 17 April 2009, regarding the Local Government: Municipal Finance Management Act 2003 Municipal Budget and Reporting Regulations the preliminary financial results regarding the operating and capital budgets for second month of the 2023/24 financial year, and supporting documents as required by National Treasury (Schedule C) be submitted to full Council.
2. That the Council Committee notes the withdrawals from bank account, attached under supporting documents in the report, in terms of Municipal Finance Management Act, Sec 11(4)
3. In order to comply with Section 31(1) of the Government Gazette No. 32141 of 17 April 2009 this report is submitted to the National Treasury and the relevant Provincial Treasury.

The debtors' book has increased in the month of August 2024 to R 113,746,371.58. An amount of R 70,809.80 from August 2024 has been paid to support indigents with free basic electricity. Traffic fines debtors remain a concern, improved collection strategies is being implemented. An amount of R 7,650.00 has been collected to date with R26,700.00 traffic notices issued.

The municipality has R 678,716.00 creditors as at the end of the period, these creditors relate to goods and services received in the

August 2024 period and whose payment period has not lapsed. As the municipality makes an extra effort that creditors are paid within 30 days as per MFMA.

ANALYSIS OF CASH & INVESTMENTS – 31 AUGUST 2024:

NAME OF INSTITUTION CLOSING BALANCE BANK STATEMENT:

- **FNB R 53,178,710.17**
- **NED Bank R 28,266,671.83**
- **Standard Bank R 38,788,763.64**
- **Absa Business Bank R 62,954,946.36**
- **Total Investments R 183,189,092.00**
- **FNB Primary Accounts R 2,646,468.22**
- **Cash and Cash Equivalent R 185,835,560.22**
- **Total interest earned to date is R 1,983,801.18**

The capital expenditure budget for the 2024/25 financial year is R 96 million inclusive of INEP R5.5 million and MIG R31.3 million. Internal Funding of R59.2 million was allocated to capital projects; it reflects R 0.26 million spending at the end of July 2024. The municipality anticipates spending 100% of the total grant capital budget as at the end of the financial year. The municipality does not have delays arising from, poor performance on emerging contractors no appeals are in-process and no work stoppages.

That the Council Committee approves:

- Surplus for the period ending 31 August 2024 is R 58,675,500.00
- Capital Expenditure for the period ending 31 August 2024 is R 4,496,823.00
- Trade Receivables for the period ending 31 August 2024 is R 113,746,371.58
- Cash and Cash equivalent for the period ending 31 August 2024 is R 185,835,560.22
- Total unspent Conditional Grants as at 31 August 2024 is R 8,267,953.18

RECOMMENDATIONS:

It is therefore recommended that:

- The report be noted
- That, in compliance with, Section 71 of the MFMA and in terms of Government Notice 32141 dated 17 April 2009, regarding the “Local Government: Municipal Finance Management Act 2003 Municipal Budget and Reporting Regulations” the preliminary financial results regarding the operating and capital budgets for second quarter 2024/25 financial year, and supporting documents as

	<p>required by National Treasury (Schedule C) be submitted to Full Council Committee.</p> <ul style="list-style-type: none"> In order to comply with Section 31(1) of the Government Gazette No 32141 of 17 April 2009 this report be submitted to the National Treasury and the relevant Provincial Treasury. 	
09.02	<p><u>SALARIES & WAGES REPORT FOR THE MONTH OF 31st AUGUST 2024.</u></p> <p>The CFO gave a presentation on the abovementioned item. The purpose of the report was to report to the committee on the expenditure for Councilors' remuneration and employee related costs for the period ended in August 2024 terms of section 66 Municipal Finance Management Act guidance.</p> <p>The Original budget was R225, 469,809.00 Monthly Budget R18,789,150.75 The Monthly Actual was R 8,685,800.54 The YTD Actual was R 16,653,775.99 Monthly % spent 46% YTD % Spent was 7%.</p> <p><u>Recommendations</u> It is therefore recommended that the Council Committee note the report.</p>	
09.03	<p><u>EXPENDITURE MANAGEMENT REPORT AS AT 31st AUGUST 2024</u></p> <p>The CFO gave a presentation on the abovementioned item. The purpose of the report was to report to the committee on the payments made during the month of 31st August 2024.</p> <p>The Accounting Officer of a municipality is responsible for the management of the expenditure of the municipality. The accounting officer must take all reasonable steps to ensure that the municipality has and maintains an effective system of expenditure control, including procedures for approval, authorization, withdrawal, and payments of funds.</p> <p>Attached to the report were the following:</p> <p>Top ten creditors</p> <ul style="list-style-type: none"> The total of highest paid creditors for August 2024 amounted to R7,300,532.38. <p>RECOMMENDATIONS: That the committee notes the report.</p>	
09.04	<p><u>DEBTORS & REVENUE MANAGEMENT REPORT AS AT AUGUST 2024</u></p>	

	<p>The CFO gave a presentation on the abovementioned item. The purpose of the report was to inform Council on revenue & debtors management. Revenue enhancement strategy report was attached.</p> <p>The report outlines the financial performance of the debtors and revenue management unit for the Dr. Nkosazana Dlamini-Zuma Municipality for the 2024/25 Financial year for the period ending August 2024. The report is tabled in compliance with section 71 of the MFMA and has no additional financial implications for the municipality.</p> <p>The report covered the following Annexures:</p> <ul style="list-style-type: none"> • Age Analysis as at 31 August 2024 • Report on collection rate as at 31 August 2024 • Debt Collection and data cleansing as at 31 August 2024 • Revenue Enhancement Strategy as at 31 August 2024. • The debtors' book has increased by 0,8% in the month of August 2024 with the debt set at R113 746 371.58. An amount of R70 809.80 has been paid to date has been paid to support free basic electricity with 564 Beneficiaries. Traffic fines debtors remain a concern, improved collection strategies are being implemented and yielding dividends with a 16% recovery rate. <p><u>Recommendations</u> That this report be noted by the Committee and Council.</p>	
09.05	<p><u>REPORT TO COUNCIL FOR ASSET MANAGEMENT ASSET AS AT 31ST AUGUST 2024</u></p> <p>The CFO gave a presentation on the abovementioned item. A copy of the report was attached to the agenda.</p> <p>The purpose of the report was to report on the Assets management status and activities.</p> <p>The municipality acquired assets for the period 1 July 2024 to date amounting to R 275,100.00. These amounts are classified as per the generally recognized accounting practice and municipal asset management and disposal policy as adopted by council. With the inclusion of non-current assets acquired during this current year depreciation is calculated at R 3,819,265. This reflects how much of the asset's value has been used up over the ordinary course of business for the year.</p> <p>A complete asset verification is being conducted involving all municipal departments and end-users in line with the verification plan, with results to be factored into the year-end reporting, annual financial statement preparation and basis for future budgeting. The</p>	

	<p>table reflects expenditure by asset class of repairs and maintenance. The table is compiled after reviewing transactions that occurred during the period to ensure that the information presented is accurate, valid and complete.</p> <p>The municipality has non-current assets to the value of R 531 118.00 as at 31 August 2024 with the split presented in the table above, this indicated the level of long term investment in the municipality's assets.</p> <p>The municipality acquired assets for the period 1 July 2024 to date amounting to R 4 114 178.89. These amounts are classified as per the generally recognised accounting practise and municipal asset management and disposal policy as adopted by council. With the inclusion of non-current assets acquired during this current year depreciation is calculated at R 7 371 627.00. This reflects how much of the asset's value has been used up over the ordinarily course of business for the year.</p> <p>A complete asset verification is being conducted evolving all municipal departments and end-users in line with the verification plan, with results to be factored into the yearend reporting, annual financial statement preparation and basis for future budgeting.</p> <p>The total no. of R5 017 179.43 reflects expenditure by asset class of repairs and maintenance.</p> <p><u>RECOMMENDATIONS</u> It is recommended that the Council Committee notes the report.</p>	
09.06	<p><u>REPORT ON FLEET MANAGEMENT ENDING 31st AUGUST 2024</u></p> <p>The CFO gave a presentation on the abovementioned item. The purpose of the report was to inform Council on fleet management of the municipality.</p> <p>The overall vehicle costs for the month of August was R968,219.06 and the vehicle that consumed the highest fuel was the Animal Pound Truck registration number BD 37 XS ZN with the fuel amount of R36,686.43.</p> <p>Annexures:</p> <ul style="list-style-type: none"> • Tyers information • Excessive repairs information • Vehicles to be disposed of. • Cost analysis <p>RISKS:</p> <ol style="list-style-type: none"> 1. Vehicle abuse, accidents & car theft. 	

	<p>The total cost analysis for the municipal vehicles was attached in the report.</p> <ul style="list-style-type: none"> • The total costs of tyres for the municipal vehicles for the month of August 2024 was R 40 672.77. • The total costs of repairs were R 299 771.26 <p>The total cost analysis for the municipal vehicles was as follows:</p> <ul style="list-style-type: none"> • Distance kilometers used for August 2024 was: 659HRS & 155394KM. • Fuel costs for August 2024 was: R522,595.28 • Service for municipal vehicles in August 2024 amounted to: R82,010.04. • Toll in August 2024 amounted to: R932.50. • Oil in August 2024 amounted to R2,284.00 • Total Fees in August 2024 was R14,953.21. <p><u>RECOMMENDATIONS:</u> That the Council & Committee notes the report</p>																											
09.07	<p><u>REPORT ON SUPPLY CHAIN MANAGEMENT UNIT FOR THE MONTH ENDED 31st AUGUST 2024:</u></p> <p>The CFO reported on the abovementioned item. The purpose of the report was to present the implementation of the Supply Chain Management Policy on the purchases made by the municipality for the month ended 31st August 2024. A detailed report was attached to the agenda.</p> <p><u>Financial Implication/Expenditure</u></p> <table> <tr><td>1. Deviations</td><td>: R94 500.00</td></tr> <tr><td>2. Irregular Expenditure</td><td>: R0.00</td></tr> <tr><td>3. Fruitless and Wasteful Expenditure</td><td>: R0.00</td></tr> <tr><td>4. Unauthorized Expenditure</td><td>: R 0,00</td></tr> <tr><td>5. Orders below R30 000.00 (ONCE OFF):</td><td>R301 054.00</td></tr> <tr><td>6. Contracted Services</td><td>: R381 332.74</td></tr> <tr><td>7. Quotation R30 000,01-R300 000.00:</td><td>R120 041.02</td></tr> <tr><td>8. Bids above R300 000.01</td><td>: R17 898 278.83</td></tr> <tr><td>9. Fuel Orders</td><td>: R0,00</td></tr> <tr><td>10. Funeral Assistant Orders</td><td>: R9 900.00</td></tr> <tr><td>11. Transversal Contract</td><td>: R3 370 379.00</td></tr> <tr><td>12. Contracted/Panels</td><td>: R1 044 583.30</td></tr> <tr><td>13. The Total for once off-orders for August 2024 was</td><td>R301,054.00.</td></tr> </table> <p><u>ANNEXURES ATTACHED:</u></p> <ol style="list-style-type: none"> 14. Annexure "A"- Deviation and Unauthorized, Fruitless, and wasteful expenditure 15. Annexure "B" –Orders below R30 000,00 (once-off) 	1. Deviations	: R94 500.00	2. Irregular Expenditure	: R0.00	3. Fruitless and Wasteful Expenditure	: R0.00	4. Unauthorized Expenditure	: R 0,00	5. Orders below R30 000.00 (ONCE OFF):	R301 054.00	6. Contracted Services	: R381 332.74	7. Quotation R30 000,01-R300 000.00:	R120 041.02	8. Bids above R300 000.01	: R17 898 278.83	9. Fuel Orders	: R0,00	10. Funeral Assistant Orders	: R9 900.00	11. Transversal Contract	: R3 370 379.00	12. Contracted/Panels	: R1 044 583.30	13. The Total for once off-orders for August 2024 was	R301,054.00.	
1. Deviations	: R94 500.00																											
2. Irregular Expenditure	: R0.00																											
3. Fruitless and Wasteful Expenditure	: R0.00																											
4. Unauthorized Expenditure	: R 0,00																											
5. Orders below R30 000.00 (ONCE OFF):	R301 054.00																											
6. Contracted Services	: R381 332.74																											
7. Quotation R30 000,01-R300 000.00:	R120 041.02																											
8. Bids above R300 000.01	: R17 898 278.83																											
9. Fuel Orders	: R0,00																											
10. Funeral Assistant Orders	: R9 900.00																											
11. Transversal Contract	: R3 370 379.00																											
12. Contracted/Panels	: R1 044 583.30																											
13. The Total for once off-orders for August 2024 was	R301,054.00.																											

	<p>16. Annexure “C” – orders for contracted services 17. Annexure “D” – Between R30 000,01 – R300 000,00 18. Annexure “E” – Awards more than R300 000,01 19. Annexure “F” -Fuel orders 20. Annexure “G” – Funeral orders 21. Annexure “H” – Transversal expenditure 22. Annexure “I” – Panel</p> <p><u>RECOMMENDATIONS:</u> That the Committee notes the content of SCM report.</p>	
09.08	<p><u>REPORT ON CONTRACT REGISTER AS AT 31ST AUGUST 2024</u></p> <p>The CFO gave a presentation on the abovementioned item. The purpose of the report was to comply with section 116 of the Municipal Finance Management Act No. 56 of 2003 (MFMA) and the requirements as promulgated in the contract Management Framework. A copy of the report together with a list of soft projects contract management was attached to the agenda.</p> <p><u>RECOMMENDATIONS:</u></p> <ul style="list-style-type: none"> • It was hereby recommended: That in compliance with Section 116 of the MFMA Act 56 of 2003 and Contract Management Framework, the report be noted by Council Committee. 	
09.09	<p><u>MIG, ELECTRIFICATION & INTERNAL FUNDED</u></p> <p>The CFO gave a presentation on the abovementioned item. The purpose of the report was to inform Council on the 2022/23 and 2023/24 F/Y MIG Projects.</p> <p><u>RECOMMENDATIONS:</u> That the Council & Committee notes the report.</p>	
09.10	<p><u>REPORT FOR WRITE-OFF OF DEBTORS (PENSIONERS) OUSTANDING AMOUNT</u></p> <p>The CFO gave a presentation on the abovementioned item. The purpose of the report was to present the request for write-off from Pensioner Mr GA Roach and his late wife Mrs C Roach to be considered for write-off by Council.</p> <p>He mentioned that Pensioners: Customers are of old age and are unable to pay for monthly municipal services fully and arrears debt. Customers are qualifying pensioners rebate and can only afford to pay a certain portion as per qualifying criteria.</p> <p>The Roach family applied for pensioner’s rebates in 2023/2024 FY and they qualified for 75% pensioner’s rebate based on the value of their assets and income. Attempts were made to collect the whole outstanding amount currently siting at R 97 678.76 excluding interest of R 15 012.24. In the engagement it transpires</p>	

	<p>that they would not be able to pay the outstanding amount of R112 691, but they can pay 25% of the outstanding amount excluding interest both on the previous and current monthly charges going forward. They were of the opinion that as they are Pensioners, they are exempt from the payment of rates as the debt dates back from 2019 when they purchased the property. In terms of our policy rebates are not applied retrospectively which means the rate payer qualifies for rebates from the date they applied with all the required documentation. It's up to the Council take a decision for write-off of the outstanding balance based on the reasons stated by the debtor/taled to the Council.</p> <p>Mr Roach lost his wife on the 29 May 2024 which was not loss of the partner only but it's also loss of income in the family which also adds on the ability of the family to pay the outstanding amount in full. Based on the reasons stated above and in the attached letter we recommend that Council and its Committees respectively approves and supports the request for write-off of R 86 887.04 as stated in the summary of accounts in the table below.</p> <p>RECOMMENDATION It is therefore recommended that, FINCOM notes the reports and support the recommendations for write-off of R 86 887.04 as stated in the above Summary of Debtor's account.</p>	
09.11	<p><u>REPORT ON EARLY WARNING SIGNALS FOR MUNICIPALITIES MEETING THE CRITERIA OF FINANCIAL PROBLEMS</u></p> <p>The CFO gave a presentation on the abovementioned item. The purpose of the report was to present the Provincial Treasury's letter on the Early Warning signals; provide a response to address the Provincial Treasury's findings identified in this letter; and remedial actions taken by the municipality to address the findings as well as to avoid recurrence.</p> <p>RECOMMENDATION It is therefore recommended that</p> <ul style="list-style-type: none"> • Council notes the report, • Provincial Treasury's findings identified in the letter; • Submit to Provincial Treasury a copy of the signed Council resolution, which should include the response and the remedial actions taken by the municipality to address the Provincial Treasury's findings as presented, within 5 working days of tabling the letter to Council. 	
09.12	<p><u>REPORT ON THE 2024/25 BUDGET ASSESSMENT OUTCOME</u></p> <p>The CFO gave a presentation on the abovementioned item. The purpose of the report was to present the 2024/25 Budget Assessment Outcomes from KZN-Treasury.</p>	

The municipality prepared and submitted Draft Budget in March 2024 which was assessed by Treasury and was unfunded by R 1,7 million. This was followed by preparation and presentation of Final Budget which had a reduction of R 15 million on expenditure and got a preliminary Funded assessment which was presented to BSC and Council.

On the 16 July 2024 we received the attached Final Budget Assessment which confirmed that the 2024/2025 Budget is Funded.

Financial Implication

Reduction of Operating Expenditure by R 30,2 million in the 2024/2025 Adjustment Budget.

ANNEXURES

- HIGH LEVEL ASSESSMENT OF THE 2024/25 BUDGET APPROVED INTERMS OF SECTION 24 OF THE MUNICIPAL FINANCE MANAGEMENT ACT, ACT NO. 56 OF 2003 (MFMA).
- Provincial Treasury's comments on your 2024/25 Approved Budget (Annexure).

RECOMMENDATION

It is therefore recommended that:

- Notes the report and
- Submit Council Resolution and the minutes to Provincial Treasury

CLLRS COMMENTS:

- The Chairperson questioned as to when does the Pound Unit acts or are eligible to collect stray animals that are next to the road and can cause accidents to the road users. Is there any staff who is monitoring these animals.
- Who was supposed to tell the Roach family that they qualify for municipal rebates as they were registering the property.
- Cllr. Ngcamu asked on who determines the crowd of people attending sod turning programs for the purposes of expenditure of catering purposes because you will find that the attendance is too little then was expected and quoted for by the SCM Unit.
- Cllr Ntshiza sought clarity and a reminder of the amount that was budgeted for the security.

He also requested Management to show the Committee the remedial actions taken by the municipality to address the findings as well as to avoid recurrence they will do when addressing Provincial Treasury's letter/findings on the Early Warning signals.

RESPONSES BY MANAGEMENT:

	<ul style="list-style-type: none"> • The Chairperson informed the meeting that they agreed to do catering for only 100 people on handing over of PWBS projects since they have huge capacity of municipal assets e.g. halls, taxi ranks etc. Handing over of LED projects are not catered for since they have a limited no. of items. • The CFO replied with regards to responses for Treasury that they will share them with the Council Committee. • The annual budget for the current year for security was R22 104 34.00. • The CFO answered with regards to stray animals that whenever they receive a complain, the Pound responds with collecting those animals. If the pound unit is far from the said venue of animals interrupting road users, they ensure that Traffic Officers goes there to control in order to avoid accident until the pound reaches that place. Anyone can/eligible to phone call the pound master and report stray animals to cause accident. • The CFO replied with regards to the Roche family, that there was no one who was specific to tell the family because previously people who were buying properties through Attorneys as well as Estate Agents and we would have advised them if we are given a chance as the municipality to scrutinise if those people are pensioners or so but the process is done via the abovementioned stakeholders. <p>With nothing further to discuss Cllr Ngcamu PROPOSED to note the Finance reports for the month ended 31st August 2024</p> <ul style="list-style-type: none"> • Support the recommendations for write-off of R 86 887.04 as stated in the above Summary of Debtor's account • Submit to Provincial Treasury a copy of the signed Council resolution, which should include the response and the remedial actions taken by the municipality to address the Provincial Treasury's findings as presented, within 5 working days of tabling the letter to Council. • Submit Council Resolution and the minutes to Provincial Treasury on high level assessment of the 2024/25 budget approved in terms of Section 24 of the Municipal Finance Management Act, Act No. 56 Of 2003 (MFMA). • Provincial Treasury's comments on your 2024/25 Approved Budget SECONDED by Cllr Shoba. <p>It was unanimously, RESOLVED to note the Finance reports for the month ended 31st August 2024</p> <ul style="list-style-type: none"> • Support the recommendations for write-off of R 86 887.04 as stated in the above Summary of Debtor's account 	
--	--	--

	<ul style="list-style-type: none"> • Submit to Provincial Treasury a copy of the signed Council resolution, which should include the response and the remedial actions taken by the municipality to address the Provincial Treasury's findings as presented, within 5 working days of tabling the letter to Council. • Submit Council Resolution and the minutes to Provincial Treasury on high level assessment of the 2024/25 budget approved in terms of Section 24 of the Municipal Finance Management Act, Act No. 56 Of 2003 (MFMA). Provincial Treasury's comments on your 2024/25 Approved Budget 	
09.13	<p><u>URGENT REPORTS</u> There was no report recorded.</p>	
09.14	<p><u>CLOSURE:</u> With nothing further to discuss the Chairperson thanked all members for their contribution to the meeting then declared the meeting closed at 10:40.</p>	

The meeting was declared closed at 10:40

Chairperson, Cllr S Msomi

Date

REPORT TO COUNCIL ON SECTION 52(d); BANK WITHDRAWALS REPORT; COST CONTAINMENT REPORT; MSCOA REPORT AND SCM QUARTELY REPORT FOR 2024/2025 FINANCIAL YEAR

(File Ref): Financial Services Department, Author: CFO

1st Level: MANCO

2nd Level: Finance Portfolio Committee

3rd Level: EXCO

4th Level: Council

PURPOSE

To present Section 52(d), Bank withdrawals report; Cost Containment; Mscoa Report and SCM First Quarter Reports for 2024/2025 financial year for consideration and adoption by the Council.

LEGAL REQUIREMENTS

- Municipal Finance Management Act, No. 56 of 2003
- Municipal Systems Act, No. 32 of 2000
- The Constitution of the Republic of South Africa

BACKGROUND AND REASONS

Section 52(d) of the Municipal Finance Management Act (MFMA, Section 11(h) and

Section 52(d) states that “the Accounting Officer must, within 30 days of the end of each quarter, submit a report to Council on the implementation of the budget and the financial state of the municipality;”

SCM Municipal Policy – Oversight Role of Council

Municipality’s SCM policy also states that “the Accounting Officer must, within ten (10) working days of the end of each quarter, submit a report on the implementation of the Supply Chain Management Policy to the Mayor”

Section 11(h) of the Municipal Finance Management Act

Section 11(h) states that only the accounting officer or the chief financial officer of a municipality, or any other senior financial official of the municipality acting on the written authority of the

accounting officer, may withdraw money or authorize the withdrawal of money from any of the municipality's bank accounts, and may do so only

RECOMMENDATION

It is therefore recommended that the Council and it's committees:

Note and adopt Section 52(d), SCM Quarterly Report; Cost Containment Report; Mscoa Report and Bank withdrawals Report for first quarter of 2024/2025 Financial Year

REPORT TO THE DR NKOSAZANA DLAMINI ZUMA MUNICIPAL COUNCIL



Author : Chief Financial Officer

1st Level – Finance Portfolio Committee

2nd Level – Executive Committee

3rd Level – Municipal Council

SUBJECT: PRELIMINARY MONTHLY IN YEAR MONITORING FINANCIAL REPORT FOR THE MONTH ENDED 30 SEPTEMBER 2024 AND FIRST QUARTER ENDED 30 SEPTEMBER 2024.

1.1 PURPOSE

The purpose of this report is to comply with section 71 and Section 52 (d) of the Municipal Finance Management Act (MFMA) and the requirements as promulgated in the Government Gazette No 32141 of 17 April 2009.

1.2 STRATEGIC OBJECTIVE

To ensure good governance, financial viability and optimal institutional transformation with capacity to execute its mandate.”

1.3 BACKGROUND

Section 71 and Section 52(d) of the MFMA and in terms of Section 28 of the Government Notice 32141 dated 17 April 2009, regarding the “Local Government: Municipal Finance Management Act 56 of 2003, Municipal Budget and Reporting Regulations” necessitates that specific financial particular be reported on and in the format prescribed, hence this report to meet legislative compliance.

Section 71(1) and Section 52 (d) The accounting officer of a municipality **must by no later than 10 working days after the end of each month** submit to the mayor of the municipality and the relevant treasury a statement in the prescribed format on the state of the municipality’s budget reflecting the following particulars for the month and for the financial year up to the end of that month: ...”.

“Section 28 of government notice: The monthly budget statement of a municipality must be in the format specified in Schedule C and include all the required tables, charts and explanatory information, taking into account any guidelines issued by the Minister in terms of section 168(1) of the Act.”

For the reporting period ending 30 September 2024 the ten-working day reporting limit expired on 14 October 2024.

Further, Section 31(1) of the Government Gazette No 32141 of 17 April 2009 prescribes the following:

“31. (1) The mayor’s quarterly report on the implementation of the budget and financial state Of affairs of the municipality as required by section 52 (d) of the Act must be –

- (a) In the format specified in Schedule C and include all the required tables, charts and explanatory
- (b) Information, taking into account any guidelines issued by the Minister in terms of section 168(1) of the Act; and
- (c) Consistent with the monthly budget statements for July, August and September.
- (d) Submitted to the National Treasury and the relevant Provincial Treasury within ten days of tabling of the report to the council.”

4. ANNEXURES

PART 1 – FINANCIAL REPORT

- 4.1 Summary Financial Status – 30 September 2024**
- 4.2 Financial Ratios – 30 September 2024**
- 4.3 Summary Financial Performance Report for The Period Ending – 30 September 2024**
- 4.4 Capital Expenditure – 30 September 2024**
- 4.5 Material Variances – 30 September 2024**

Part 2 – Detailed Financial Information

- 4.6 Debtors Analysis – 30 September 2024**
- 4.7 Creditors Analysis – 30 September 2024**
- 4.8 Cash and Investments – 30 September 2024**
- 4.9 Conditional Grants – 30 September 2024**
- 4.10 Councilor and Staff Benefits (Sec 66) – 30 September 2024**
- 4.11 Other Supporting Documents – 30 September 2024**
- 4.12 Status on Capital Projects – 30 September 2024**
- 4.13 Monthly Budget Statements – 30 September 2024**
- 4.14 Quality Certificate – 30 September 2024**

5. RECOMMENDATIONS

It is therefore recommended that:

1. The report be noted
2. That, in compliance with, Section 71 of the MFMA and in terms of Government Notice 32141 dated 17 April 2009, regarding the “Local Government: Municipal Finance Management Act 2003 Municipal Budget and Reporting Regulations” the preliminary financial results regarding the operating and capital budgets for 2024/2025 financial year, and supporting documents as required by National Treasury (Schedule C) be submitted to Full Council Committee.
3. In order to comply with Section 31(1) of the Government Gazette No 32141 of 17 April 2009 this report be submitted to the National Treasury and the relevant Provincial Treasury.

4.1 SUMMARY OF FINANCIAL STATUS – 30 SEPTEMBER 2024

- 4.1.1 Surplus for the period ending 30 September 2024 is R 37,616,618.00
- 4.1.2 Capital Expenditure for the period ending 30 September 2024 is R 7,427,488.81
- 4.1.3 Trade Receivables for the period ending 30 September 2024 is R 115,461,925.89
- 4.1.4 Cash and Cash equivalent for the period ending 30 September 2024 is R 170,525,418.40
- 4.1.5 Total unspent Conditional Grants as at 30 September 2024 is R 5,567,785.54

4.2 FINANCIAL RATIOS – 30 SEPTEMBER 2024

Summary of Financial Performance	Actual Year to Total Budget
Actual Revenue to Budgeted Revenue	32%
Actual Opex to Budgeted Opex	20%
Actual Capex to Budgeted Capex	14%
Employee related cost	21%
Councillors Remuneration	23%
Conditional Grants Expenditure	53%
Debtors Collection	66.14%
Creditors Paid within 30 days	100%

4.3. SUMMARY OF FINANCIAL PERFORMANCE FOR PERIOD ENDING
30 SEPTEMBER 2024

The below analysis is a high-level assessment based on revenue and expenditure recognised on the Municipal Financial System. It is incumbent on the necessary user business units and user departments to ensure the completeness, Validity and accuracy of the information provided for the purposes of the assessment and bring to the attention of the council any further business units' items, which are fully elaborated below.

The SFP shown in Annexure A, Table C4, is prepared on a similar basis to the prescribed budget format, detailing revenue by source type and expenditure by input type. The summary report indicates the following:

DESCRIPTION	ORIGINAL BUDGET 2024/2025	YTD BUDGET 30/09/2024	ACTUALS AS AT 30/09/2024
Total Revenue	259,923,078.00	64,980,750.00	92,795,915.92
Total Expenditure	(290,133,305.00)	(72,510,033.00)	(58,649,169.19)
Operating Surplus/ (Deficit)	(30,210,227.00)	(7,529,283.00)	34,146,746.73
Transfers recognised – capital	31,718,000.00	7,929,498.00	3,469,871.12
Surplus for the year	1,507,773.00	400,215.00	37,616,618.00

Monthly Budget Tables

Table C1 below provides a summary of the overall performance in the Municipality and is unpacked in the sections that follow

KZN436 Dr Nkosazana Dlamini Zuma - Table C1 Monthly Budget Statement Summary - M03 September

Description	2023/24	Budget Year 2024/25							
	Audited Outcome	Original Budget	Adjusted Budget	Monthly Actual	YearTD Actual	YearTD Budget	YTD Variance	YTD Variance %	Full Year Forecast
Financial Performance									
Property rates	42,392	44,116	44,116	3,689	11,067	11,029	38	0%	44,116
Service charges	4,379	4,615	4,615	380	1,147	1,154	(7)	-1%	4,615
Investment revenue	15,970	16,027	16,027	1,557	3,541	4,007	(466)	-12%	16,027
Transfers and subsidies - Operational	177,143	179,345	179,345	103	71,708	44,836	26,871	60%	179,345
Other own revenue	24,527	15,821	15,821	1,352	5,333	3,955	1,378	35%	15,821
Total Revenue (excluding capital transfers and	264,411	259,923	259,923	7,081	92,796	64,981	27,815	43%	259,923
Employee costs	85,095	102,736	102,736	7,420	21,106	25,661	(4,555)	-18%	102,736
Remuneration of Councillors	12,498	13,057	13,057	1,015	3,044	3,264	(221)	-7%	13,057
Depreciation and amortisation	48,555	41,231	41,231	5,713	13,084	10,308	2,777	27%	41,231
Interest	2,412	1,097	1,097	4	13	274	(261)	-95%	1,097
Inventory consumed and bulk purchases	4,475	7,479	7,479	57	804	1,870	(1,066)	-57%	7,479
Transfers and subsidies	1,851	1,700	1,700	-	54	425	(371)	-87%	1,700
Other expenditure	122,017	122,833	122,833	6,056	20,544	30,708	(10,164)	-33%	122,833
Total Expenditure	276,902	290,133	290,133	20,264	58,649	72,510	(13,861)	-19%	290,133
Surplus/(Deficit)	(12,491)	(30,210)	(30,210)	(13,183)	34,147	(7,529)	41,676	-554%	(30,210)
Transfers and subsidies - capital (monetary allocations)	32,385	31,718	31,718	1,746	3,470	7,929	(4,460)	-56%	31,718
Transfers and subsidies - capital (in-kind)	-	-	-	-	-	-	-	-	-
Surplus/(Deficit) after capital transfers & contributions	19,893	1,508	1,508	(11,437)	37,617	400	37,216	9299%	1,508
Share of surplus/ (deficit) of associate	-	-	-	-	-	-	-	-	-
Intercompany/Parent subsidiary transactions	-	-	-	-	-	-	-	-	-
Surplus/ (Deficit) for the year	19,893	1,508	1,508	(11,437)	37,617	400	37,216	9299%	1,508
Capital expenditure & funds sources									
Capital expenditure	73,786	90,551	90,551	7,427	11,865	22,638	(10,772)	-48%	90,551
Capital transfers recognised	736	31,318	31,318	3,497	4,996	7,829	(2,834)	-36%	31,318
Borrowing	-	-	-	-	-	-	-	-	-
Internally generated funds	14,522	59,233	59,233	3,931	6,869	14,808	(7,939)	-54%	59,233
Total sources of capital funds	15,257	90,551	90,551	7,427	11,865	22,638	(10,772)	-48%	90,551
Financial position									
Total current assets	196,200	117,460	117,460	-	(4,275)	-	-	-	117,460
Total non current assets	569,839	623,771	623,771	-	11,196	-	-	-	623,771
Total current liabilities	45,479	91,414	91,414	-	(17,716)	-	-	-	91,414
Total non current liabilities	23,347	20,509	20,509	-	2,201	-	-	-	20,509
Community wealth/Equity	697,079	629,309	629,309	-	33,827	-	-	-	629,309
Cash flows									
Net cash from (used) operating	165,157	49,297	49,297	(6,375)	203,687	12,324	(191,363)	-1553%	281,848
Net cash from (used) investing	(64,189)	(104,138)	(104,138)	(9,526)	(14,856)	26,034	40,891	157%	104,138
Net cash from (used) financing	-	-	-	-	-	-	-	-	-
Cash/cash equivalents at the month/year end	342,895	42,327	42,327	-	179,313	135,526	(43,787)	-32%	376,468
Debtors & creditors analysis	0-30 Days	31-60 Days	61-90 Days	91-120 Days	121-150 Dys	151-180 Dys	181 Dys-1 Yr	Over 1Yr	Total
Debtors Age Analysis									
Total By Income Source	-	-	-	-	-	-	-	-	-
Creditors Age Analysis									
Total Creditors	-	-	-	-	-	-	-	-	-

Table C2 provides the statement of financial performance by standard classification

KZN436 Dr Nkosazana Dlamini Zuma - Table C2 Monthly Budget Statement - Financial Performance (functional classification) - M03 September

Description	Ref	2023/24	Budget Year 2024/25							
		Audited Outcome	Original Budget	Adjusted Budget	Monthly Actual	YearTD Actual	YearTD Budget	YTD Variance	YTD Variance %	Full Year Forecast
Revenue - Functional										
<i>Governance and administration</i>		252,089	241,744	241,744	6,543	90,791	60,436	30,355	50%	241,744
Executive and council		-	-	-	-	-	-	-	-	-
Finance and administration		252,089	241,744	241,744	6,543	90,791	60,436	30,355	50%	241,744
Internal audit		-	-	-	-	-	-	-	-	-
<i>Community and public safety</i>		7,001	6,624	6,624	145	433	1,656	(1,223)	-74%	6,624
Community and social services		4,169	4,882	4,882	-	-	1,221	(1,221)	-100%	4,882
Sport and recreation		-	-	-	-	-	-	-	-	-
Public safety		2,832	1,741	1,741	145	433	435	(3)	-1%	1,741
Housing		-	-	-	-	-	-	-	-	-
Health		-	-	-	-	-	-	-	-	-
<i>Economic and environmental services</i>		32,127	33,472	33,472	1,759	3,895	8,368	(4,473)	-53%	33,472
Planning and development		225	322	322	13	57	81	(23)	-29%	322
Road transport		31,901	33,150	33,150	1,746	3,838	8,288	(4,450)	-54%	33,150
Environmental protection		-	-	-	-	-	-	-	-	-
<i>Trading services</i>		5,579	9,801	9,801	380	1,147	2,450	(1,303)	-53%	9,801
Energy sources		1,200	4,786	4,786	-	-	1,197	(1,197)	-100%	4,786
Water management		-	-	-	-	-	-	-	-	-
Waste water management		-	-	-	-	-	-	-	-	-
Waste management		4,379	5,015	5,015	380	1,147	1,254	(107)	-9%	5,015
<i>Other</i>	4	-	-	-	-	-	-	-	-	-
Total Revenue - Functional	2	296,796	291,641	291,641	8,827	96,266	72,910	23,356	32%	291,641
Expenditure - Functional										
<i>Governance and administration</i>		166,613	171,081	171,081	12,502	33,566	42,747	(9,181)	-21%	171,081
Executive and council		27,798	30,258	30,258	2,139	6,136	7,565	(1,428)	-19%	30,258
Finance and administration		136,059	135,945	135,945	9,970	26,703	33,963	(7,260)	-21%	135,945
Internal audit		2,756	4,878	4,878	393	727	1,220	(493)	-40%	4,878
<i>Community and public safety</i>		32,083	42,160	42,160	2,632	7,966	10,540	(2,574)	-24%	42,160
Community and social services		17,415	21,022	21,022	1,407	4,329	5,255	(926)	-18%	21,022
Sport and recreation		153	-	-	14	40	-	40	-	-
Public safety		14,057	20,099	20,099	1,183	3,518	5,025	(1,507)	-30%	20,099
Housing		458	1,039	1,039	28	78	260	(181)	-70%	1,039
Health		-	-	-	-	-	-	-	-	-
<i>Economic and environmental services</i>		54,955	56,260	56,260	4,117	14,584	14,065	519	4%	56,260
Planning and development		12,331	24,550	24,550	677	2,077	6,137	(4,061)	-66%	24,550
Road transport		42,624	31,710	31,710	3,440	12,507	7,928	4,580	58%	31,710
Environmental protection		-	-	-	-	-	-	-	-	-
<i>Trading services</i>		21,408	15,728	15,728	796	1,984	3,932	(1,948)	-50%	15,728
Energy sources		11,386	4,786	4,786	-	-	1,197	(1,197)	-100%	4,786
Water management		-	-	-	-	-	-	-	-	-
Waste water management		-	-	-	-	-	-	-	-	-
Waste management		10,022	10,942	10,942	796	1,984	2,735	(752)	-27%	10,942
<i>Other</i>		1,844	4,904	4,904	218	550	1,226	(676)	-55%	4,904
Total Expenditure - Functional	3	276,902	290,133	290,133	20,264	58,649	72,510	(13,861)	-19%	290,133
Surplus/ (Deficit) for the year		19,893	1,508	1,508	(11,437)	37,617	400	37,216	9299%	1,508

This table assesses the revenue and expenditure by function, the revenue for the period ending 30 September 2024 is R 96.3 million and expenditure is R 58.6 million. Expenditure by functional classification presents the expenditures by the identified reportable segments. The major driver of this expenditure is the governance and administration function, due to incurring of employee cost and security services.

Table C3 presents the same information as the table above, the difference being that it is by Municipal vote.

KZN436 Dr Nkosazana Dlamini Zuma - Table C3 Monthly Budget Statement - Financial Performance (revenue and expenditure by municipal vote) -

Vote Description	Ref	2023/24	Budget Year 2024/25							
		Audited Outcome	Original Budget	Adjusted Budget	Monthly Actual	YearTD Actual	YearTD Budget	YTD Variance	YTD Variance %	Full Year Forecast
R thousands										
Revenue by Vote										
Vote 1 - EXECUTIVE AND COUNCIL	1	5	-	-	-	-	-	-	-	-
Vote 2 - BUDGET AND TREASURY		252,131	241,685	241,685	6,543	90,791	60,421	30,370	50.3%	241,685
Vote 3 - CORPORATE SERVICES		51	59	59	-	-	15	(15)	-100.0%	59
Vote 4 - COMMUNITY SERVICES		11,356	11,239	11,239	525	1,580	2,810	(1,230)	-43.8%	11,239
Vote 5 - PUBLIC WORKS AND BASIC SERVICES		33,032	38,336	38,336	1,746	3,838	9,584	(5,746)	-60.0%	38,336
Vote 6 - PLANNING AND DEVELOPMNT		221	322	322	13	57	81	(23)	-28.8%	322
Vote 7 - [NAME OF VOTE 7]		-	-	-	-	-	-	-	-	-
Vote 8 - [NAME OF VOTE 8]		-	-	-	-	-	-	-	-	-
Vote 9 - [NAME OF VOTE 9]		-	-	-	-	-	-	-	-	-
Vote 10 - [NAME OF VOTE 10]		-	-	-	-	-	-	-	-	-
Vote 11 - [NAME OF VOTE 11]		-	-	-	-	-	-	-	-	-
Vote 12 - [NAME OF VOTE 12]		-	-	-	-	-	-	-	-	-
Vote 13 - [NAME OF VOTE 13]		-	-	-	-	-	-	-	-	-
Vote 14 - [NAME OF VOTE 14]		-	-	-	-	-	-	-	-	-
Vote 15 - [NAME OF VOTE 15]		-	-	-	-	-	-	-	-	-
Total Revenue by Vote	2	296,796	291,641	291,641	8,827	96,266	72,910	23,356	32.0%	291,641
Expenditure by Vote										
Vote 1 - EXECUTIVE AND COUNCIL	1	30,555	35,136	35,136	2,531	6,863	8,784	(1,921)	-21.9%	35,136
Vote 2 - BUDGET AND TREASURY		101,762	84,095	84,095	7,477	18,161	21,001	(2,840)	-13.5%	84,095
Vote 3 - CORPORATE SERVICES		33,835	51,851	51,851	2,494	8,542	12,963	(4,420)	-34.1%	51,851
Vote 4 - COMMUNITY SERVICES		31,624	41,121	41,121	2,604	7,887	10,280	(2,393)	-23.3%	41,121
Vote 5 - PUBLIC WORKS AND BASIC SERVICES		69,005	58,685	58,685	4,329	14,754	14,671	83	0.6%	58,685
Vote 6 - PLANNING AND DEVELOPMNT		10,121	19,245	19,245	829	2,442	4,811	(2,369)	-49.2%	19,245
Vote 7 - [NAME OF VOTE 7]		-	-	-	-	-	-	-	-	-
Vote 8 - [NAME OF VOTE 8]		-	-	-	-	-	-	-	-	-
Vote 9 - [NAME OF VOTE 9]		-	-	-	-	-	-	-	-	-
Vote 10 - [NAME OF VOTE 10]		-	-	-	-	-	-	-	-	-
Vote 11 - [NAME OF VOTE 11]		-	-	-	-	-	-	-	-	-
Vote 12 - [NAME OF VOTE 12]		-	-	-	-	-	-	-	-	-
Vote 13 - [NAME OF VOTE 13]		-	-	-	-	-	-	-	-	-
Vote 14 - [NAME OF VOTE 14]		-	-	-	-	-	-	-	-	-
Vote 15 - [NAME OF VOTE 15]		-	-	-	-	-	-	-	-	-
Total Expenditure by Vote	2	276,902	290,133	290,133	20,264	58,649	72,510	(13,861)	-19.1%	290,133
Surplus/ (Deficit) for the year	2	19,893	1,508	1,508	(11,437)	37,617	400	37,216	9299.1%	1,508

Table C4 this schedule provides information on the planned revenue and operational expenditures against the actual results for the period ending 30 SEPTEMBER 2024.

KZN436 Dr Nkosazana Dlamini Zuma - Table C4 Monthly Budget Statement - Financial Performance (revenue and expenditure) - M03 September

Description	Ref	Budget Year 2024/25								
		2023/24	Budget Year 2024/25							
R thousands		Audited Outcome	Original Budget	Adjusted Budget	Monthly Actual	YearTD Actual	YearTD Budget	YTD Variance	YTD Variance %	Full Year Forecast
Revenue										
Exchange Revenue		25,429	29,587	29,587	2,290	5,700	7,397	(1,697)	-23%	29,587
Service charges - Electricity		-	-	-	-	-	-	-	-	-
Service charges - Water		-	-	-	-	-	-	-	-	-
Service charges - Waste Water Management		-	-	-	-	-	-	-	-	-
Service charges - Waste management		4,379	4,615	4,615	380	1,147	1,154	(7)	-1%	4,615
Sale of Goods and Rendering of Services		855	5,419	5,419	46	154	1,355	(1,201)	-89%	5,419
Agency services		609	722	722	88	192	180	12	7%	722
Interest		-	-	-	-	-	-	-	-	-
Interest earned from Receivables		-	-	-	-	-	-	-	-	-
Interest earned from Current and Non Current Assets		15,970	16,027	16,027	1,557	3,541	4,007	(466)	-12%	16,027
Dividends		-	-	-	-	-	-	-	-	-
Rent on Land		-	-	-	-	-	-	-	-	-
Rental from Fixed Assets		2,354	1,583	1,583	168	486	396	90	23%	1,583
Licence and permits		461	428	428	50	175	107	68	63%	428
Operational Revenue		801	793	793	2	5	198	(194)	-98%	793
Non-Exchange Revenue		238,982	230,336	230,336	4,790	87,096	57,584	29,512	51%	230,336
Property rates		42,392	44,116	44,116	3,689	11,067	11,029	38	0%	44,116
Surcharges and Taxes		-	-	-	-	-	-	-	-	-
Fines, penalties and forfeits		745	919	919	200	1,849	230	1,619	704%	919
Licence and permits		51	19	19	-	-	5	(5)	-100%	19
Transfer and subsidies - Operational		177,143	179,345	179,345	103	71,708	44,836	26,871	60%	179,345
Interest		7,674	5,937	5,937	799	2,473	1,484	989	67%	5,937
Fuel Levy		-	-	-	-	-	-	-	-	-
Operational Revenue		-	-	-	-	-	-	-	-	-
Gains on disposal of Assets		407	-	-	-	-	-	-	-	-
Other Gains		10,570	-	-	-	-	-	-	-	-
Discontinued Operations		-	-	-	-	-	-	-	-	-
Total Revenue (excluding capital transfers and		264,411	259,923	259,923	7,081	92,796	64,981	27,815	43%	259,923
Expenditure By Type										
Employee related costs		85,095	102,736	102,736	7,420	21,106	25,661	(4,555)	-18%	102,736
Remuneration of councillors		12,498	13,057	13,057	1,015	3,044	3,264	(221)	-7%	13,057
Bulk purchases - electricity		-	-	-	-	-	-	-	-	-
Inventory consumed		4,475	7,479	7,479	57	804	1,870	(1,066)	-57%	7,479
Debt impairment		-	4,746	4,746	-	-	1,186	(1,186)	-100%	4,746
Depreciation and amortisation		48,555	41,231	41,231	5,713	13,084	10,308	2,777	27%	41,231
Interest		2,412	1,097	1,097	4	13	274	(261)	-95%	1,097
Contracted services		55,524	68,110	68,110	3,912	12,701	17,027	(4,327)	-25%	68,110
Transfers and subsidies		1,851	1,700	1,700	-	54	425	(371)	-87%	1,700
Irrecoverable debts written off		24,339	3,900	3,900	-	-	975	(975)	-100%	3,900
Operational costs		42,154	46,077	46,077	2,144	7,843	11,519	(3,676)	-32%	46,077
Losses on Disposal of Assets		-	-	-	-	-	-	-	-	-
Other Losses		-	-	-	-	-	-	-	-	-
Total Expenditure		276,902	290,133	290,133	20,264	58,649	72,510	(13,861)	-19%	290,133
Surplus/(Deficit)		(12,491)	(30,210)	(30,210)	(13,183)	34,147	(7,529)	41,676	(0)	(30,210)
Transfers and subsidies - capital (monetary allocations)		32,385	31,718	31,718	1,746	3,470	7,929	(4,460)	(0)	31,718
Transfers and subsidies - capital (in-kind)		-	-	-	-	-	-	-	-	-
Surplus/(Deficit) after capital transfers & contributions		19,893	1,508	1,508	(11,437)	37,617	400			1,508
Income Tax		-	-	-	-	-	-	-	-	-
Surplus/(Deficit) after income tax		19,893	1,508	1,508	(11,437)	37,617	400			1,508
Share of Surplus/Deficit attributable to Joint Venture		-	-	-	-	-	-	-	-	-
Share of Surplus/Deficit attributable to Minorities		-	-	-	-	-	-	-	-	-
Surplus/(Deficit) attributable to municipality		19,893	1,508	1,508	(11,437)	37,617	400			1,508
Share of Surplus/Deficit attributable to Associate		-	-	-	-	-	-	-	-	-
Intercompany/Parent subsidiary transactions		-	-	-	-	-	-	-	-	-
Surplus/ (Deficit) for the year		19,893	1,508	1,508	(11,437)	37,617	400			1,508

In terms of Table C4 as at 30 September 2024 Budget & Performance, the actual billed and/or collected to date is R 92.8 million inclusive of operational transfers and subsidies against YTD budget R 65 million, this reflects an over performance against period target. The operating expenditure budget as at 30 September 2024 is R 72.5 million against a YTD Actual of R 58.6 million and that is reflecting a variance of -19%, this indicates an under-spending against the period budget, when measured against the annual budget reflect a spending of 19% of the total operating budget. The operating surplus for the period is R37.6 million after Capital transfers and contributions.

4.4 CAPITAL EXPENDITURE – 30 SEPTEMBER 2024

Table C5 below reports on the capital expenditures by departments (municipal vote) and by standard classification. The bottom part of the schedule looks at the funding sources of the capital projects. The Capital expenditure report shown in attached C Schedule Table C5 has been prepared on the basis of the format required to be lodged electronically with National Treasury, and is categorised by municipal vote. The summary report indicates the following:

KZN436 Dr Nkosazana Dlamini Zuma - Table C5 Monthly Budget Statement - Capital Expenditure (municipal vote, functional classification and funding) - M03 September

Vote Description	Ref	2023/24	Budget Year 2024/25							
		Audited Outcome	Original Budget	Adjusted Budget	Monthly Actual	YearTD Actual	YearTD Budget	YTD Variance	YTD Variance %	Full Year Forecast
R thousands	1									
Multi-Year expenditure appropriation	2									
Vote 1 - EXECUTIVE AND COUNCIL		14	-	-	-	-	-	-	-	-
Vote 2 - BUDGET AND TREASURY		-	-	-	-	-	-	-	-	-
Vote 3 - CORPORATE SERVICES		-	120	120	-	-	30	(30)	-100%	120
Vote 4 - COMMUNITY SERVICES		662	5,650	5,650	-	-	1,412	(1,412)	-100%	5,650
Vote 5 - PUBLIC WORKS AND BASIC SERVICES		-	49,903	49,903	5,284	7,410	12,476	(5,066)	-41%	49,903
Vote 6 - PLANNING AND DEVELOPMNT		-	-	-	-	-	-	-	-	-
Vote 7 - [NAME OF VOTE 7]		-	-	-	-	-	-	-	-	-
Vote 8 - [NAME OF VOTE 8]		-	-	-	-	-	-	-	-	-
Vote 9 - [NAME OF VOTE 9]		-	-	-	-	-	-	-	-	-
Vote 10 - [NAME OF VOTE 10]		-	-	-	-	-	-	-	-	-
Vote 11 - [NAME OF VOTE 11]		-	-	-	-	-	-	-	-	-
Vote 12 - [NAME OF VOTE 12]		-	-	-	-	-	-	-	-	-
Vote 13 - [NAME OF VOTE 13]		-	-	-	-	-	-	-	-	-
Vote 14 - [NAME OF VOTE 14]		-	-	-	-	-	-	-	-	-
Vote 15 - [NAME OF VOTE 15]		-	-	-	-	-	-	-	-	-
Total Capital Multi-year expenditure	4,7	675	55,673	55,673	5,284	7,410	13,918	(6,509)	-47%	55,673
Single Year expenditure appropriation	2									
Vote 1 - EXECUTIVE AND COUNCIL		122	185	185	-	3	46	(43)	-93%	185
Vote 2 - BUDGET AND TREASURY		58,928	2,591	2,591	59	752	648	105	16%	2,591
Vote 3 - CORPORATE SERVICES		1,741	3,168	3,168	-	626	792	(166)	-21%	3,168
Vote 4 - COMMUNITY SERVICES		7,454	9,470	9,470	-	112	2,367	(2,256)	-95%	9,470
Vote 5 - PUBLIC WORKS AND BASIC SERVICES		3,943	17,984	17,984	2,085	2,516	4,496	(1,980)	-44%	17,984
Vote 6 - PLANNING AND DEVELOPMNT		923	1,480	1,480	-	447	370	77	21%	1,480
Vote 7 - [NAME OF VOTE 7]		-	-	-	-	-	-	-	-	-
Vote 8 - [NAME OF VOTE 8]		-	-	-	-	-	-	-	-	-
Vote 9 - [NAME OF VOTE 9]		-	-	-	-	-	-	-	-	-
Vote 10 - [NAME OF VOTE 10]		-	-	-	-	-	-	-	-	-
Vote 11 - [NAME OF VOTE 11]		-	-	-	-	-	-	-	-	-
Vote 12 - [NAME OF VOTE 12]		-	-	-	-	-	-	-	-	-
Vote 13 - [NAME OF VOTE 13]		-	-	-	-	-	-	-	-	-
Vote 14 - [NAME OF VOTE 14]		-	-	-	-	-	-	-	-	-
Vote 15 - [NAME OF VOTE 15]		-	-	-	-	-	-	-	-	-
Total Capital single-year expenditure	4	73,111	34,878	34,878	2,144	4,455	8,719	(4,264)	-49%	34,878
Total Capital Expenditure	3	73,786	90,551	90,551	7,427	11,865	22,638	(10,772)	-48%	90,551
Capital Expenditure - Functional Classification										
Governance and administration		60,805	6,064	6,064	59	1,381	1,516	(135)	-9%	6,064
Executive and council		136	185	185	-	3	46	(43)	-93%	185
Finance and administration		60,669	5,879	5,879	59	1,378	1,470	(92)	-6%	5,879
Internal audit		-	-	-	-	-	-	-	-	-
Community and public safety		8,115	15,120	15,120	-	112	3,780	(3,668)	-97%	15,120
Community and social services		1,313	7,625	7,625	-	29	1,906	(1,878)	-98%	7,625
Sport and recreation		-	-	-	-	-	-	-	-	-
Public safety		6,802	7,495	7,495	-	83	1,874	(1,791)	-96%	7,495
Housing		-	-	-	-	-	-	-	-	-
Health		-	-	-	-	-	-	-	-	-
Economic and environmental services		4,865	68,167	68,167	6,941	9,944	17,042	(7,098)	-42%	68,167
Planning and development		1,609	51,767	51,767	5,662	8,038	12,942	(4,904)	-38%	51,767
Road transport		3,256	16,400	16,400	1,279	1,906	4,100	(2,194)	-54%	16,400
Environmental protection		-	-	-	-	-	-	-	-	-
Trading services		-	1,200	1,200	428	428	300	128	43%	1,200
Energy sources		-	-	-	-	-	-	-	-	-
Water management		-	-	-	-	-	-	-	-	-
Waste water management		-	500	500	428	428	125	303	243%	500
Waste management		-	700	700	-	-	175	(175)	-100%	700
Other		-	-	-	-	-	-	-	-	-
Total Capital Expenditure - Functional Classification	3	73,786	90,551	90,551	7,427	11,865	22,638	(10,772)	-48%	90,551
Funded by:										
National Government		-	31,318	31,318	3,497	4,996	7,829	(2,834)	-36%	31,318
Provincial Government		736	-	-	-	-	-	-	-	-
District Municipality		-	-	-	-	-	-	-	-	-
Transfers and subsidies - capital (monetary allocations) (Nat / Prov Departm Agencies, Households, Non-profit Institutions, Private Enterprises, Public Corporatons, Higher Educ Institutions)		-	-	-	-	-	-	-	-	-
Transfers recognised - capital		736	31,318	31,318	3,497	4,996	7,829	(2,834)	-36%	31,318
Borrowing	6	-	-	-	-	-	-	-	-	-
Internally generated funds		14,522	59,233	59,233	3,931	6,869	14,808	(7,939)	-54%	59,233
Total Capital Funding	7	15,257	90,551	90,551	7,427	11,865	22,638	(10,772)	-48%	90,551

Capital Expenditure by Funding Source and Integrated National Electrification Programme – 30 SEPTEMBER 2024

Appendix C September 2024				
Capital Project for 2024/2025				
Item Description	Original Budget 2024/2025	Actual spent 30 September 2024	YTD Spent 30 September 2024	% Spent YTD
TOTAL INTERNAL FUNDED	59,232,823	3,930,570	7,311,948	12%
TOTAL MIG GRANT	31,318,000	3,496,919	4,995,844	16%
TOTAL CAPITAL EXPENDITURE	90,550,823	7,427,489	12,307,792	14%
TOTAL CAPITAL EXPENDITURE INCLUDING INEP	96,054,823	7,427,489	12,307,792	13%

Table A above presents similar information as table C5 the difference is that table A includes Electrification projects that is not included on table C5 because in the construction process the municipality acts as an agent in terms of the service level agreement with Eskom.

The capital expenditure budget for the 2024/25 financial year is R 96 million inclusive of INEP R5.5 million and MIG R31.3 million. Internal Funding of R59.2 million was allocated to capital projects; it reflects R 3.9 million spending at the end of September 2024. The municipality anticipates spending 100% of the total grant capital budget as at the end of the financial year.

The municipality does not have delays arising from, poor performance on emerging contractors no appeals are in-process and no work stoppages.

4.5 **MATERIAL VARIENCES – REVENUE AND EXPENDITURE – 30 SEPTEMBER 2024**

The reasons for the variances will be discussed with reference to Table C4 of the Budget Statement Table, and is explained as follows

Exchange revenue:	Percentage	Variance explanation
Sale of goods and rendering of services	-89%	Construction Contract Revenue has been straight-line in the budget but the project are in early execution phase.
Agency services	-7%	Remittance advice from the department of transport not yet received but will be allocated in the period it is received.
Interest earned – External Investments	-12%	Interest earned has not matured thus not recorded but investments ranging from 1-3 months have been made with yields expected in October 2024.
Rental of facilities and equipment	23%	This item is a demand driven revenue from ad-hoc rentals which fell below expectation.
Licence and permits	-100%	Remittance advice from the department of transport not yet received but will be allocated in the period it is received.
Non-Exchange Revenue:		Variance explanation
Fines, Penalties and Forfeits	-704%	The municipality auctioned live stock to recover costs that have been incurred but there were Less pound violations were identified and fined than anticipated.
Licence and permits	-100%	Remittance advice from the department of transport not yet received but will be allocated in the period it is received.
Interest earned – Outstanding Debtors	67%	Low collection rates based on the system challenges the municipality has

		been facing. Furthermore the application of prudent budgeting principles.
--	--	---

Expenditure		
Debts impairment	-100%	Debt assessment takes place at financial reporting date as part of annual financial statement preparations which are yet to be concluded.
Finance Costs	-95%	Notional interests incurred on liabilities (provisions) yet to be accounted for as we await the actuarial reports.
Inventory Consumed	-57%	Q1 is predominantly used for bulk procurements aimed at service delivery and thus low expenditure on internally used items.
Contracted services	-25%	Bulk of the activities are scheduled for fourth quarter, related accruals are yet to be finalised.
Transfers and Subsidies	-87%	This item is demand driven and depends on the number of people who purchase Free Basic Electricity.
Irrecoverable debts written off	-100%	This item depends on the number of people that apply successfully for debt to be written off. Furthermore, the provision adjustment is a year-end activity.
Operational costs	-32%	Cost containment measures enforcement and Q1 is predominantly used for bulk procurements aimed at service delivery and thus low expenditure on internally used items.

PART 2 – DETAILED FINANCIAL INFORMATION

4.6 DEBTORS ANALYSIS – 30 SEPTEMBER 2024

- The debtors' book has increased in the month of September 2024 to R115,461,925.89
- An amount of R 200,382.97 as at 30 September 2024 has been paid to support indigents with free basic electricity.
- Traffic fines debtors remain a concern, improved collection strategies is being implemented. An amount of R 14,200.00 has been collected to date with R90,600.00 traffic notices issued.

4.7 CREDITORS AGE ANALYSIS

The municipality has R 3.8 million creditors as at the end of the period, these creditors relate to goods and services received in the September 2024 period and whose payment period has not lapsed. As the municipality makes an extra effort that creditors are paid within 30 days as per MFMA.

4.8 ANALYSIS OF CASH & INVESTMENTS – 30 SEPTEMBER 2024

NAME OF INSTITUTION	CLOSING BALANCE BANK STATEMENT
FNB	24,034,799.32
NED Bank	28,474,138.71
Standard Bank	38,788,763.64
Absa Business Bank	63,669,152.70
Total Investments	154,966,854.37
FNB Primary Accounts	15,558,564.03
Cash And Cash Equivalent	170,525,418.40

Total interest earned to date is R 3,541,101.36

4.9 CONDITIONAL GRANTS – 30 SEPTEMBER 2024

Grants Funded Capital

- The MIG allocation for the 2024/25 financial year was R 31.3million as per DORA. In the month of September 2024, the grant reflects R3.5 million expenditure and R4.9 million expenditure to date excluding vat.

DR NKOSAZANA DLAMINI-ZUMA LOCAL MUNICIPALITY							
GRANTS SUMMARY AUGUST 2024-2025							
GRANT NAME							
	VOTE NUMBER	ORIGINAL BUDGET 2024/2025	OPENING BALANCE 01 JULY 2024	ROLL-OVER not approved/ paid back to funder	TOTAL RECEIVED 30 SEPTEMBER 2024	TOTAL SPENT 30 SEPTEMBER 2024	TOTAL UNSPENT 30 SEPTEMBER 2024
NATIONAL TREASURY GRANTS							
MIG	30311070111	31,318,000.00		-	9,396,000.00	3,469,871.13	5,926,128.87
FMG	30311070231	1,900,000.00		-	1,900,000.00	197,879.98	1,702,120.02
EPWP	30311070221	1,832,000.00			458,000.00	1,205,746.40	747,746.40
SUB-TOTAL		35,050,000.00	-	-	11,754,000.00	4,873,497.51	6,880,502.49
KZN PROVINCIAL GRANTS							
LIBRARY SERVICE OPERATIONAL GRANT	30311070251	4,873,000.00		-	-	1,312,716.96	1,312,716.96
CLEANEST MUNICIPALITY COMPETION		400,000.00					
SUB-TOTAL		5,273,000.00	-	-	-	1,312,716.96	1,312,716.96
TOTAL GRANTS		40,323,000.00	-	-	11,754,000.00	6,186,214.46	5,567,785.54
INCOME RECEIVED IN ADVANCED							
ELECTRIFICATION GRANT	30311070131	5,504,000.00		-	2,500,000.00	-	2,500,000.00

The total conditional grants allocation for the 2024/25 financial year is R 40 million as per Dora Allocation. In the month of September 2024, the grants reflect R 11.8 million received and R 6.2 million spending to date.

The provincial conditional grants allocation for 2024/25 financial year as per provincial gazette reflects R5.3 million. In the month of September 2024, the grants reflect R 1.3 million spending to date.

4.10 COUNCILLOR AND STAFF BENEFITS (SEC 66) – 30 SEPTEMBER 2024

Table SC8 presents the expenditure of councillor and staff benefits at 30 September 2024

The table SC8 below for monthly budget statement Councillor and staff Benefit shows the detailed spending of staff salaries and wages and Councillor's remuneration.

Section 66 of the MFMA requires that the accounting officer of a municipality must report to Council in a prescribed format all expenditure incurred by the municipality on staff salaries, wages and benefits in a manner that discloses expenditure per type such as salaries contributions for pensions etc.

As at 30 September 2024, 21% of the councillor's remuneration budget was spent and 23% spent against employee related costs budget.

KZN436 Dr Nkosazana Dlamini Zuma - Supporting Table SC8 Monthly Budget Statement - councillor and staff benefits - M03 September

Summary of Employee and Councillor remuneration	Ref	2023/24	Budget Year 2024/25							
		Audited Outcome	Original Budget	Adjusted Budget	Monthly Actual	YearTD Actual	YearTD Budget	YTD Variance	YTD Variance %	Full Year Forecast
R thousands		A	B	C						D
Councillors (Political Office Bearers plus Other)										
Basic Salaries and Wages		9,278	9,420	9,420	736	2,209	2,355	(146)	-6%	9,420
Pension and UIF Contributions		1,144	1,265	1,265	98	295	316	(21)	-7%	1,265
Motor Vehicle Allowance		743	949	949	66	199	237	(38)	-16%	949
Cellphone Allowance		1,332	1,424	1,424	114	341	356	(15)	-4%	1,424
Sub Total - Councillors		12,498	13,057	13,057	1,015	3,044	3,264	(221)	-7%	13,057
% increase	4		4.5%	4.5%						4.5%
Senior Managers of the Municipality										
Basic Salaries and Wages		6,669	5,620	5,620	476	1,783	1,405	378	27%	5,620
Pension and UIF Contributions		238	194	194	22	65	48	16	33%	194
Medical Aid Contributions		30	91	91	3	8	23	(15)	-66%	91
Performance Bonus		117	552	552	-	-	138	(138)	-100%	552
Motor Vehicle Allowance		480	587	587	46	139	147	(8)	-5%	587
Housing Allowances		7	-	-	2	5	-	5		-
Other benefits and allowances		43	101	101	0	5	25	(20)	-81%	101
Sub Total - Senior Managers of Municipality		7,582	7,144	7,144	549	2,004	1,786	218	12%	7,144
% increase	4		-5.8%	-5.8%						-5.8%
Other Municipal Staff										
Basic Salaries and Wages		54,888	66,792	66,792	5,121	14,503	16,698	(2,195)	-13%	66,792
Pension and UIF Contributions		9,358	11,283	11,283	806	2,369	2,798	(428)	-15%	11,283
Medical Aid Contributions		3,805	4,340	4,340	318	959	1,085	(126)	-12%	4,340
Overtime		3,191	4,678	4,678	264	738	1,169	(431)	-37%	4,678
Performance Bonus		1,602	1,869	1,869	-	-	467	(467)	-100%	1,869
Housing Allowances		164	494	494	15	42	124	(81)	-66%	494
Other benefits and allowances		3,314	4,116	4,116	88	124	1,029	(905)	-88%	4,116
Long service awards		402	421	421	84	191	105	86	82%	421
Post-retirement benefit obligations		790	1,600	1,600	176	176	400	(224)	-56%	1,600
Sub Total - Other Municipal Staff		77,513	95,592	95,592	6,871	19,102	23,875	(4,773)	-20%	95,592
% increase	4		23.3%	23.3%						23.3%
Total Parent Municipality		97,593	115,794	115,794	8,434	24,150	28,925	(4,775)	-17%	115,794
TOTAL SALARY, ALLOWANCES & BENEFITS		97,593	115,794	115,794	8,434	24,150	28,925	(4,775)	-17%	115,794
% increase	4		18.6%	18.6%						18.6%
TOTAL MANAGERS AND STAFF		85,095	102,736	102,736	7,420	21,106	25,661	(4,555)	-18%	102,736

4.11 OTHER SUPPORTING DOCUMENTS**Capital Expenditure Trend as at 30 SEPTEMBER 2024**

KZN436 Dr Nkosazana Dlamini Zuma - Supporting Table SC12 Monthly Budget Statement - capital expenditure trend - M03 September

Month	2023/24	Budget Year 2024/25							
	Audited Outcome	Original Budget	Adjusted Budget	Monthly Actual	YearTD Actual	YearTD Budget	YTD Variance	YTD Variance %	% spend of Original Budget
R thousands									
Monthly expenditure performance trend									
July	1,075	7,546	7,546	266	266	7,546	7,280	96.5%	0%
August	2,548	7,546	7,546	4,172	4,438	15,092	10,654	70.6%	5%
September	3,844	7,546	7,546	7,427	11,865	22,638	10,772	47.6%	13%
October	4,612	7,546	7,546	-	11,865	30,183	18,318	60.7%	13%
November	9,480	7,546	7,546	-	11,865	37,729	25,864	68.6%	13%
December	5,854	7,546	7,546	-	11,865	45,275	33,410	73.8%	13%
January	965	7,546	7,546	-	11,865	52,821	40,956	77.5%	13%
February	6,045	7,546	7,546	-	11,865	60,367	48,502	80.3%	13%
March	7,437	7,546	7,546	-	11,865	67,913	56,048	82.5%	13%
April	2,850	7,546	7,546	-	11,865	75,459	63,594	84.3%	13%
May	9,014	7,546	7,546	-	11,865	83,005	71,139	85.7%	13%
June	20,062	7,546	7,546	-	11,865	90,551	78,686	86.9%	13%
Total Capital expenditure	73,786	90,551	90,551	11,865					

Capital Expenditure on New Assets by Asset Class –30 SEPTEMBER 2024

KZN436 Dr Nkosazana Dlamini Zuma - Supporting Table SC13a Monthly Budget Statement - capital expenditure on new assets by asset class -

Description	Ref	2023/24	Budget Year 2024/25							
		Audited Outcome	Original Budget	Adjusted Budget	Monthly Actual	YearTD Actual	YearTD Budget	YTD Variance	YTD Variance %	Full Year Forecast
R thousands										
Capital expenditure on new assets by Asset Class/Sub-class										
Infrastructure		-	17,929	17,929	2,738	3,365	4,482	(1,117)	-24.9%	17,929
Roads Infrastructure		-	14,729	14,729	1,707	2,334	3,682	(1,348)	-36.6%	14,729
Roads		-	13,929	13,929	1,707	2,334	3,482	(1,148)	-33.0%	13,929
Road Structures		-	-	-	-	-	-	-	-	-
Road Furniture		-	800	800	-	-	200	(200)	-100.0%	800
Capital Spares		-	-	-	-	-	-	-	-	-
Storm water Infrastructure		-	500	500	-	-	125	(125)	-100.0%	500
Drainage Collection		-	500	500	-	-	125	(125)	-100.0%	500
Storm water Conveyance		-	-	-	-	-	-	-	-	-
Attenuation		-	-	-	-	-	-	-	-	-
Electrical Infrastructure		-	2,700	2,700	1,031	1,031	675	356	52.7%	2,700
Power Plants		-	-	-	-	-	-	-	-	-
HV Substations		-	-	-	-	-	-	-	-	-
HV Switching Station		-	2,700	2,700	1,031	1,031	675	356	52.7%	2,700
Community Assets		-	30,089	30,089	3,643	4,939	7,522	(2,584)	-34.3%	30,089
Community Facilities		-	22,573	22,573	3,643	4,939	5,643	(705)	-12.5%	22,573
Halls		-	9,239	9,239	1,734	2,092	2,310	(217)	-9.4%	9,239
Crèches		-	10,735	10,735	1,387	1,922	2,684	(762)	-28.4%	10,735
Libraries		-	300	300	-	-	75	(75)	-100.0%	300
Public Ablution Facilities		-	2,000	2,000	522	925	500	425	84.9%	2,000
Taxi Ranks/Bus Terminals		-	300	300	-	-	75	(75)	-100.0%	300
Sport and Recreation Facilities		-	7,516	7,516	-	-	1,879	(1,879)	-100.0%	7,516
Outdoor Facilities		-	7,516	7,516	-	-	1,879	(1,879)	-100.0%	7,516
Other assets		-	6,215	6,215	59	1,170	1,554	(384)	-24.7%	6,215
Operational Buildings		-	6,215	6,215	59	1,170	1,554	(384)	-24.7%	6,215
Municipal Offices		-	5,915	5,915	59	1,170	1,479	(309)	-20.9%	5,915
Capital Spares		-	300	300	-	-	75	(75)	-100.0%	300
Intangible Assets		1,260	1,228	1,228	-	443	307	136	44.2%	1,228
Licences and Rights		1,260	1,228	1,228	-	443	307	136	44.2%	1,228
Computer Software and Applications		1,171	1,108	1,108	-	443	277	166	59.8%	1,108
Unspecified		89	120	120	-	-	30	(30)	-100.0%	120
Computer Equipment		1,380	1,246	1,246	-	89	312	(223)	-71.5%	1,246
Computer Equipment		1,380	1,246	1,246	-	89	312	(223)	-71.5%	1,246
Furniture and Office Equipment		3,455	2,320	2,320	104	370	580	(210)	-36.2%	2,320
Furniture and Office Equipment		3,455	2,320	2,320	104	370	580	(210)	-36.2%	2,320
Machinery and Equipment		832	4,315	4,315	-	-	1,079	(1,079)	-100.0%	4,315
Machinery and Equipment		832	4,315	4,315	-	-	1,079	(1,079)	-100.0%	4,315
Transport Assets		8,331	9,765	9,765	-	-	2,441	(2,441)	-100.0%	9,765
Transport Assets		8,331	9,765	9,765	-	-	2,441	(2,441)	-100.0%	9,765
Total Capital Expenditure on new assets	1	15,257	73,107	73,107	6,543	10,375	18,277	7,901	43.2%	73,107

Capital Expenditure on Renewal of Existing Assets by Asset Class – 30 September 2024

KZN436 Dr Nkosazana Dlamini Zuma - Supporting Table SC13b Monthly Budget Statement - capital expenditure on renewal of existing assets by asset

Description	Ref	2023/24	Budget Year 2024/25							
		Audited Outcome	Original Budget	Adjusted Budget	Monthly Actual	YearTD Actual	YearTD Budget	YTD Variance	YTD Variance %	Full Year Forecast
R thousands										
Capital expenditure on renewal of existing assets by Asset Class/Sub-class										
Infrastructure		-	6,700	6,700	-	-	1,675	(1,675)	-100.0%	6,700
Roads Infrastructure		-	6,700	6,700	-	-	1,675	(1,675)	-100.0%	6,700
Roads		-	6,700	6,700	-	-	1,675	(1,675)	-100.0%	6,700
Total Capital Expenditure on renewal of existing assets	1	-	6,700	6,700	-	-	1,675	1,675	100.0%	6,700

Capital expenditure on upgrading of existing assets by asset class –

30 September 2024

KZN436 Dr Nkosazana Dlamini Zuma - Supporting Table SC13e Monthly Budget Statement - capital expenditure on upgrading of existing assets

Description	Ref	2023/24	Budget Year 2024/25							
		Audited Outcome	Original Budget	Adjusted Budget	Monthly Actual	YearTD Actual	YearTD Budget	YTD Variance	YTD Variance %	Full Year Forecast
R thousands	1									
Capital expenditure on upgrading of existing assets by Asset Class/Sub-class										
Infrastructure		-	10,094	10,094	884	1,490	2,523	(1,034)	-41.0%	10,094
Roads Infrastructure		-	10,094	10,094	884	1,490	2,523	(1,034)	-41.0%	10,094
Roads		-	10,094	10,094	884	1,490	2,523	(1,034)	-41.0%	10,094
Community Assets		58,528	-	-	-	-	-	-	-	-
Sport and Recreation Facilities		58,528	-	-	-	-	-	-	-	-
Outdoor Facilities		58,528	-	-	-	-	-	-	-	-
Furniture and Office Equipment		-	650	650	-	-	162	(162)	-100.0%	650
Furniture and Office Equipment		-	650	650	-	-	162	(162)	-100.0%	650
Total Capital Expenditure on upgrading of existing assets	1	58,528	10,744	10,744	884	1,490	2,686	1,196	44.5%	10,744

4.12 CAPITAL EXPENDITURE VARIENCES – 30 SEPTEMBER 2024

<u>Project Name</u>	<u>Variance Explanation</u>
Creighton Sport Centre Phase2	The project is practical complete.
Mafohla Community Hall	Services provider has returned on site and completed the community hall structure. This project is 98% complete. There is 40m of fencing outstanding and the municipality has reversed the termination letter after receiving application from the contractor stating challenges.
Underberg Asphalt Road Phase4	The progress is at 85%, the service provider is busy with concrete works.
Himeville Asphalt Phase3	The project is practical complete
Creighton Storeroom	The project is 96% complete, the service provider is busy with construction of parking lots and fencing
Underberg Town Upgrade Phase4	Practical complete
Bulwer Town Upgrade Phase2	The project is 75% complete, The municipality was terminating due to none performance and the municipality is busy compiling project scope to appoint new service provider(Contractor)
Creighton Town Upgrade Phase2	The project is practical complete.
Maguzwana Sport fields	The project is on tender stage (second Re-advertised) due none responsive bidders.
Sizamokuhle Creche (Njobokazi)	The project is complete.

Bulwer Asphalt phase 8	Project was re advertised for the 3rd time as a results of not finding suitable service provider through SCM processes.
Upgrading of himeville township asphalts road	Contractor is on site and busy establishment
Nomgidi Community Hall	Professional service provider (Consultant has been appointed, currently busy preparing designs, change of site
Donnybrook Toilets	N/A
Bus Shelters	This project is currently at evaluation stage to appoint service provider that will install 8 Bus Shelters
Ntwasahlobo to Ridge pedestrian bridge	Applications for environmental impact assessment has been submitted to the department of economic development tourism and environmental affairs
Dlangisa pedestrian bridge	Applications for environmental impact assessment has been submitted to the department of economic development tourism and environmental affairs
Gobhogobho pedestrian bridge	Applications for environmental impact assessment has been submitted to the department of economic development tourism and environmental affairs
Half my right pedestrian bridge	Applications for environmental impact assessment has been submitted to the department of economic development tourism and environmental affairs
Centocow phase 3	This project is 90% contractor is currently busy with roof structure of store and pouring concrete on the taxi rank floor
Storm Water installation	"Contractor is on site busy installing pipe in ward 5 =10m storm water installed and In ward 8 = 20m of pipes have been installed."
ELECTRIFICATION PROJECTS	
Greater Stepmore/Ridge Phase 6	The project is practical complete.
Greater Nhlanhleni/ Goxhill Phase 6	The project is practical complete.
Greater Amakhuze/ Cabazi Phase6	The project is practical complete.
Greater Khukhulela/ Nomagaga Phase 6	The project is practical complete.
Greater Centocow/Hlabeni Phase6	The project is practical complete.
Greater Gqumeni/ Mnqundekweni Phase 6	The project is practical complete.
Greater Ngwagwane Phase 6	The project is practical complete.

Greater Nkwezela phase 6	The project is practical complete.
Greater Bulwer Phase 6	The project is practical complete.
Greater Nkumba/ Mangwaneni Phase 6	The project is practical complete.
Greater Donnybrook Phase 6	The project is practical complete.
Greater Bhidla/Sizanenjana Phase 6	Service provider currently busy with establishment on site
Greater Mjila/Creighton Phase 6	Project is practical complete.
Greater Sandanezwe/ Masameni Phase 6	Project is practical complete
Amakhuze/Cabazi phase 7	The project is 40% complete
Lamington to Greater Stepmore 5.3 km MV line	Service provider has established on site and project is on hold due to wayleave agreement
Greater Khukhulela/Nomagaga phase 7	The project is practical complete
Greater Ngwagwane Phase 7	The project is practical complete
Greater Nkwezela phase 7	The project is 60% complete
Greater Nkumba/Magwaneni Phase 7	The project is practical complete

The detailed report for Capital Projects is attached as Appendix C (1) and detailed material variances on capital expenditure is attached as an annexure in the report.

4.13 Monthly Budget Statements

4.14 Quality Certificate

Appendix D September 2024

ALLOCATIONS RECEIVED FOR THE FINANCIAL YEAR 2024/2025

Name of Grant	ORIGINAL BUDGET 2024/2025	ACTUAL RECEIVED 30 SEPTEMBER 2024	YTD RECEIVED 30 SEPTEMBER 2024	%RECEIVED
Community Library Service Grant	1,797,000	-	-	0%
Municipal Finance Management Grant	1,900,000		1,900,000.00	100%
Expanded Public Works Programme	1,832,000		458,000	25%
Provincialisation of Libraries Grant	3,076,000	-	-	0%
Integrated National Electrification Programme	5,504,000	-	2,500,000	45%
Capital:Municipal Infrastructure Grant	31,318,000	-	9,396,000	30%
Equitable Share	170,740,000	-	71,142,000	42%
Cleanest Municipality Competition	400,000	-	-	0%
TOTAL	216,567,000	-	85,396,000	39%

Appendix B

Operating Revenue and Expenditure for September 2024

Item Description	Original Budget 2024/2025	Month Budget	Month Actual Received/ Paid 30 September 2024	YTD actual Received/ paid 30 September 2024	YTD Budget	% spend/ Recieved 30 September 2024	% Spend /Received YTD to date
Property Rates	44,115,630	3,676,303	3,688,830	11,067,163	11,028,908	100%	25%
Service charges	4,615,019	384,585	380,120	1,146,904	1,153,755	99%	25%
Rent of facilities and equipment	1,583,170	131,931	168,024	485,705	395,793	127%	31%
Traffic fines	579,546	48,296	13,100	90,600	144,887	27%	16%
Pound income	339,732	28,311	186,707	1,758,282	84,933	659%	518%
Licences and Permit	368,636	30,720	43,943	149,868	92,159	143%	41%
Learners Licences	19,355	1,613	-	-	4,839	0%	0%
Service charges: Sales: Licence & Permit	7,621	635	6,186	25,099	1,905	974%	329%
Road and Transport:Taxi Rank	52,092	4,341	-	-	13,023	0%	0%
Income for Agency Services	721,681	60,140	87,645	192,215	180,420	146%	27%
Interest received	16,026,507	1,335,542	1,557,300	3,541,101	4,006,627	117%	22%
Rates & Refuse Penalties	5,936,843	494,737	798,865	2,472,815	1,484,211	161%	42%
Government grants and subsidies	211,063,000	17,588,583	102,677	75,177,428	52,765,750	1%	36%
Sale of Goods and Rendering of Services	5,419,131	451,594	45,578	153,969	1,354,783	10%	3%
Operational Revenue	793,115	66,093	1,590	4,639	198,279	2%	1%
					-		
TOTAL REVENUE	291,641,078	24,303,423	7,080,564	96,265,787	72,910,270	29%	33%
Employee related costs	102,736,443	8,561,370	7,419,770	21,106,254	25,684,110.75	87%	21%
Remuneration of councillors	13,057,458	1,088,122	1,014,548	3,043,645	3,264,364.50	93%	23%
Inventory consumed	7,478,509	623,209	57,220	804,008	1,869,627.25	9%	11%
Depreciation	41,230,865	3,435,905	5,712,663	13,084,290	10,307,716.25	166%	32%
Finance costs	1,097,123	91,427	3,652	12,957	274,280.75	4%	1%
Repairs and Maintenance	18,187,000	1,515,583	1,516,577	6,658,931	4,546,750.00	100%	37%
Contracted services	49,922,736	4,160,228	2,395,104	6,041,860	12,480,684.00	36%	12%
Transfers and Subsidies	1,700,000	141,667	-	54,349	425,000.00	0%	3%
Irrecoverable debt written off	3,899,844	324,987	-	-	974,961.00	0%	0%
Debt impairment	4,745,911	395,493	-	-	1,186,477.75	0%	0%
General expenses	46,077,416	3,839,785	2,144,274	7,842,875	11,519,354.00	56%	17%
TOTAL EXPENDITURE	290,133,305	24,177,775	20,263,809	58,649,169	72,533,326	84%	20%
Net Surplus (Deficit)	1,507,773	125,648	-13,183,245	37,616,618	376,943	-55%	13%

Appendix C September 2024 Capital Project for 2024/2025				
Item Description	Original Budget 2024/2025	Actual spent 30 September 2024	YTD Spent 30 September 2024	% Spent YTD
Procurement of Furniture and Equipment	1,610,000	104,044	369,944	23%
Procurement of Computer Equipment	1,246,242	-	531,509	43%
Procurement of Computer Software	1,107,823	-	442,624.08	40%
Upgrading of Server	650,000	-	-	180%
Procurement of Parkhome	1,440,000	58,500	1,170,000	81%
Building of Municipal Offices	500,000	-	-	0%
Procurement of Antivirus Software	120,000	-	-	0%
Installation of Cameras	60,000	-	-	0%
Fiber connection	650,000	-	-	0%
Transport Assets	6,465,000	-	-	0%
Storage rooms	25,000	-	-	0%
Pocurement of Car wash Equipment	1,400,000	-	-	0%
DLTC Designs	500,000	-	-	0%
Creighton CBD Infrastructure Upgrade	15,000	-	-	0%
Underberg CBD infrastructure Upgrade	15,000	-	-	0%
Bulwer CBD Infrastructure Upgrade	3,563,758	-	-	0%
Centocow Phase 2	2,000,000	521,834	924,628	46%
Battery Energy Storage System	300,000	-	-	0%
Skip Bins	300,000	-	-	0%
Ridge to Ntwasahlobo	500,000	-	-	0%
Half My Right Pedestrian Bridge	500,000	-	-	0%
Gobhogobho Pedestrian Bridge	500,000	-	-	0%
Ndlangisa Pedestrian Bridge	500,000	-	-	0%
Storm Water Pipes and Culverts	400,000	-	-	0%
Construction Creighton of Storm Water	500,000	428,400	428,400	86%
Upgrading of Himeville Township Asphalts Road	3,000,000	-	-	0%
Traffic lights (Himeville)	800,000	-	-	0%
Nomgidi Community Hall	2,500,000	508,071	508,071	20%
Construction of Storm Water Drainage	500,000	-	-	0%
Hlabeni Community Hall	50,000	-	-	0%
Procurement of Plant and Equipment	1,465,000	-	-	0%
Bus Shelters	300,000	-	-	0%
Street light	2,700,000	1,030,996	1,030,996	38%
Installation of Bulgar Guards (Library)	300,000	-	-	0%
Mobile Library	3,300,000	-	-	0%
Construction of Animal Sheds	2,200,000	-	-	0%
Fencing of Animal Pound in Creighton	600,000	-	-	0%
Concrete Surfacing of Valley View	300,000	-	-	0%
Concrete Surfacing of Mance Road	300,000	-	-	0%
Renewal of Gravel Roads	6,700,000	-	-	0%
Borehole Installation - Nkwezela Library	300,000	-	-	0%
Mafohla Community Hall	50,000	-	-	0%
Bulwer CSC Water Backup	100,000	-	-	0%
Procurement of Disaster Management Gadgets	750,000	-	-	0%
Horizontal Bailer	400,000	-	-	0%
Construction of Jackson Street Bridge	1,000,000	-	-	0%
Mqatsheni Access Road Ward 1	2,500,000	511,472	993,494	40%
Tar's Valley Access Road Ward 7	2,000,000	767,253	786,780	39%
Mandawe Access Road Ward 15	2,000,000	-	125,502	6%
New Electrical Installations	250,000	-	-	0%
TOTAL INTERNAL FUNDED	59,232,823	3,930,570	7,311,948	12%

Creighton Artificial Sportfield	80,000	-	-	0%
Maguzwana Sport fields	6,037,814	-	-	0%
Gala Creche	10,000	-	-	0%
Sizamokuhle Crech (Njobokazi)	10,000	-	-	0%
Masaneni Community Hall	80,000	-	-	0%
Bulwer Asphalt Road Phase 7	2,928,702	-	-	0%
Underberg Asphalt Road Phase 4	3,500,000	884,249	1,489,927	43%
Glan Maize Community Hall	2,695,282	-	-	0%
Construction of Zwelisha Creche Ward 2	2,695,282	38,140	216,951	8%
Construction of Khubeni Crèche Ward 3	2,501,075	537,860	715,514	29%
Construction of Thonsini Community Hall & crèche	2,995,282	1,225,916	1,584,089	53%
Construction of Siyathuthuka Crèche Ward 5	2,995,282	810,754	989,363	33%
Construction of Hlane Crèche Ward 6	1,654,562	-	-	0%
Construction of Bazini Sports Field	1,398,110	-	-	0%
Construction of Ekupholeni Crèche Ward 11	868,531	-	-	0%
Construction of Phosane Hall Ward 12	868,078	-	-	0%
TOTAL MIG GRANT	31,318,000	3,496,919	4,995,844	16%
TOTAL CAPITAL EXPENDITURE	90,550,823	7,427,489	12,307,792	14%
Electrification Project 2023/2024				
Electrification Projects	5,504,000	-	-	0%
TOTAL CAPITAL EXPENDITURE INCLUDING INEP	96,054,823	7,427,489	12,307,792	13%

Municipal In-year reports & supporting tables

mSCOA Version 6.8

[Click for Instructions!](#)[Accountability](#)[Transparency](#)[Information &
service delivery](#)**national treasury**Department:
National Treasury
REPUBLIC OF SOUTH AFRICA**Contact details:**Budget submission enquiries:
Lawrence Gqesha
National TreasuryElectronic documents: lgdocuments@treasury.gov.za

Electronic submissions: LG Upload Portal

Preparation Instructions

Municipality Name:

CFO Name:

Tel: **Fax:**

E-Mail:

Reporting period:

MTREF:

Budget Year:

Does this municipality have Entities?

If YES: Identify type of report:

Name Votes & Sub-Votes

Printing Instructions

Showing / Hiding Columns

Showing / Clearing Highlights

Importants documents which provide essential assistance

[MFMA Budget Circular](#) [Click to view](#)

[MBRR Budget Formats Guide](#) [Click to view](#)

[Dummy Budget Guide](#) [Click to view](#)

[Funding Compliance Guide](#) [Click to view](#)

[MFMA Return Forms](#) [Click to view](#)

Organisational Structure Votes	Complete Votes & Sub-Votes	Select Org. Structure
Vote 1 - EXECUTIVE AND COUNCIL	Vote 1 EXECUTIVE AND COUNCIL	
Vote 2 - BUDGET AND TREASURY	1.1 EXECUTIVE & COUNCIL	1.1 - EXECUTIVE & COUNCIL
Vote 3 - CORPORATE SERVICES	1.2 INTERNAL AUDIT	1.2 - INTERNAL AUDIT
Vote 4 - COMMUNITY SERVICES	1.3 [Name of sub-vote]	
Vote 5 - PUBLIC WORKS AND BASIC SERVICES	1.4 [Name of sub-vote]	
Vote 6 - PLANNING AND DEVELOPMNT	1.5 [Name of sub-vote]	
Vote 7 - [NAME OF VOTE 7]	1.6 [Name of sub-vote]	
Vote 8 - [NAME OF VOTE 8]	1.7 [Name of sub-vote]	
Vote 9 - [NAME OF VOTE 9]	1.8 [Name of sub-vote]	
Vote 10 - [NAME OF VOTE 10]	1.9 [Name of sub-vote]	
Vote 11 - [NAME OF VOTE 11]	1.10 [Name of sub-vote]	
Vote 12 - [NAME OF VOTE 12]	Vote 2 BUDGET AND TREASURY	
Vote 13 - [NAME OF VOTE 13]	2.1 BUDGET & TREASURY	2.1 - BUDGET & TREASURY
Vote 14 - [NAME OF VOTE 14]	2.2 [Name of sub-vote]	
Vote 15 - [NAME OF VOTE 15]	2.3 [Name of sub-vote]	
	Vote 3 CORPORATE SERVICES	
	3.1 CORPORATE SERVICES	3.1 - CORPORATE SERVICES
	3.2 HUMAN RESOURCES	3.2 - HUMAN RESOURCES
	Vote 4 COMMUNITY SERVICES	
	4.1 COMMUNITY SERVICES	4.1 - COMMUNITY SERVICES
	4.2 TRAFFIC	4.2 - TRAFFIC
	4.3 DISASTER MANAGEMENT	4.3 - DISASTER MANAGEMENT
	4.4 MUNICIPAL POUND	4.4 - MUNICIPAL POUND
	4.5 SPORTSFIELDS	4.5 - SPORTSFIELDS
	4.6 LIBRARIES	4.6 - LIBRARIES
	4.7 COMMUNITY PROGRAMS	4.7 - COMMUNITY PROGRAMS
	4.8 PARKS AND CEMETERIES	4.8 - PARKS AND CEMETERIES
	Vote 5 PUBLIC WORKS AND BASIC SERVICES	
	5.1 ROADS	5.1 - ROADS
	5.2 HOUSING	5.2 - HOUSING
	5.3 WASTE MANAGEMENT	5.3 - WASTE MANAGEMENT
	5.4 PMU	5.4 - PMU
	Vote 6 PLANNING AND DEVELOPMNT	
	6.1 PLANNING AND DEVELOPMENT	6.1 - PLANNING AND DEVELOPMENT
	6.2 LED AND TOURISM	6.2 - LED AND TOURISM

KZN436 Dr Nkosazana Dlamini Zuma - Contact Information

A. GENERAL INFORMATION

Municipality	KZN436 Dr Nkosazana Dlamini Zuma
Grade	3
Province	K7N KWAZULU-NATAL
Web Address	www.ndz.gov.za
E-mail Address	cfo@ndz.gov.za

1 Grade in terms of the Remuneration of Public Office Bearers Act.

B. CONTACT INFORMATION

Postal address:	
P.O. Box	P.O. Box 62
City / Town	Creighton
Postal Code	3263

Street address	
Building	Dr. Nkosazana Dlamini Zuma Municipality
Street No. & Name	Main Street, Creighton
City / Town	Creighton
Postal Code	3263

General Contacts	
Telephone number	0398331038
Fax number	0398331539

C. POLITICAL LEADERSHIP

Speaker:	
ID Number	7903085659082
Title	Mr
Name	Simso Sydney Phoswa
Telephone number	0398331038
Cell number	072 708 4358
Fax number	0398331539
E-mail address	treemanphoswa@gmail.com

Secretary/PA to the Speaker:	
ID Number	7810155701084
Title	Mr
Name	Velani Sosibo
Telephone number	0398331038
Cell number	073 470 3037
Fax number	0398331539
E-mail address	Sosibov@noz.gov.za

Mayor/Executive Mayor:	
ID Number	7007290351087
Title	Mrs
Name	Precious Sindisiwe Msimi
Telephone number	0398331038
Cell number	082 598 5467
Fax number	0398331539
E-mail address	majobemsimi@gmail.com

Secretary/PA to the Mayor/Executive Mayor:	
ID Number	8609120879085
Title	Miss
Name	Pnumia SIKHAKHANE
Telephone number	0398331038
Cell number	067 957 3640
Fax number	0398331539
E-mail address	SIKHAKHANE@noz.gov.za

Deputy Mayor/Executive Mayor:	
ID Number	8512290301085
Title	Miss
Name	Khaleka Annacieta Madede
Telephone number	0398331038
Cell number	063 699 8803
Fax number	0398331539
E-mail address	khaleka83@gmail.com

Secretary/PA to the Deputy Mayor/Executive Mayor:	
ID Number	8612110692084
Title	Miss
Name	NOKWANDA CNUIE
Telephone number	0398331038
Cell number	082 951 0341
Fax number	0398331539
E-mail address	cnuien@noz.gov.za

D. MANAGEMENT LEADERSHIP

Municipal Manager:		Secretary/PA to the Municipal Manager:	
ID Number	6901275582081	ID Number	6807130737083
Title	Mr	Title	Miss
Name	NKOSIYEZWE Cyprian VEZI	Name	Sonumelele Mbatna
Telephone number	0398331038	Telephone number	0398331038
Cell number	0739766682	Cell number	0713041194
Fax number	0398331539	Fax number	0398331539
E-mail address	vezin@naz.gov.za	E-mail address	mbatnan@naz.gov.za
Chief Financial Officer		Secretary/PA to the Chief Financial Officer	
ID Number	8109265730086	ID Number	U
Title	Mr	Title	Miss
Name	MKNUMBUZENI Phiphi Mlungwa	Name	XOLISWA Memeia
Telephone number	0398331038	Telephone number	0398331038
Cell number	0605445411	Cell number	0608285010
Fax number	0398331539	Fax number	0398331539
E-mail address	cro@naz.gov.za	E-mail address	memeiap@naz.gov.za
Official responsible for submitting financial information		Official responsible for submitting financial information	
ID Number	8903295560087	ID Number	
Title	Mr	Title	Miss
Name	NKOSINATHI Vela	Name	Nompumelelo Xaba
Telephone number	0398331038	Telephone number	0398331038
Cell number	0794956452	Cell number	0789685714
Fax number	0398331539	Fax number	0398331539
E-mail address	velan@naz.gov.za	E-mail address	xaban@naz.gov.za
Official responsible for submitting financial information		Official responsible for submitting financial information	
ID Number	8809220867085	ID Number	9301310484087
Title	Miss	Title	Miss
Name	NOIUTHANDO Dlamini	Name	Inembekile Maknanya
Telephone number	0398331038	Telephone number	0398331038
Cell number	0635132839	Cell number	0734326527
Fax number	0398331539	Fax number	0398331539
E-mail address	diamininp@naz.gov.za	E-mail address	maknanyat@naz.gov.za

KZN436 Dr Nkosazana Dlamini Zuma - Table C1 Monthly Budget Statement Summary - M03 September

Description	Budget Year 2024/25								
	2023/24 Audited Outcome	Original Budget	Adjusted Budget	Monthly Actual	YearTD Actual	YearTD Budget	YTD Variance	YTD Variance %	Full Year Forecast
R thousands									
Financial Performance									
Property rates	42,392	44,116	44,116	3,689	11,067	11,029	38	0%	44,116
Service charges	4,379	4,615	4,615	380	1,147	1,154	(7)	-1%	4,615
Investment revenue	15,970	16,027	16,027	1,557	3,541	4,007	(466)	-12%	16,027
Transfers and subsidies - Operational	177,143	179,345	179,345	103	71,708	44,836	26,871	60%	179,345
Other own revenue	24,527	15,821	15,821	1,352	5,333	3,955	1,378	35%	15,821
Total Revenue (excluding capital transfers and contributions)	264,411	259,923	259,923	7,081	92,796	64,981	27,815	43%	259,923
Employee costs	85,095	102,736	102,736	7,420	21,106	25,661	(4,555)	-18%	102,736
Remuneration of Councillors	12,498	13,057	13,057	1,015	3,044	3,264	(221)	-7%	13,057
Depreciation and amortisation	48,555	41,231	41,231	5,713	13,084	10,308	2,777	27%	41,231
Interest	2,412	1,097	1,097	4	13	274	(261)	-95%	1,097
Inventory consumed and bulk purchases	4,475	7,479	7,479	57	804	1,870	(1,066)	-57%	7,479
Transfers and subsidies	1,851	1,700	1,700	-	54	425	(371)	-87%	1,700
Other expenditure	122,017	122,833	122,833	6,056	20,544	30,708	(10,164)	-33%	122,833
Total Expenditure	276,902	290,133	290,133	20,264	58,649	72,510	(13,861)	-19%	290,133
Surplus/(Deficit)	(12,491)	(30,210)	(30,210)	(13,183)	34,147	(7,529)	41,676	-554%	(30,210)
Transfers and subsidies - capital (monetary allocations)	32,385	31,718	31,718	1,746	3,470	7,929	(4,460)	-56%	31,718
Transfers and subsidies - capital (in-kind)	-	-	-	-	-	-	-	-	-
Surplus/(Deficit) after capital transfers & contributions	19,893	1,508	1,508	(11,437)	37,617	400	37,216	9299%	1,508
Share of surplus/ (deficit) of associate	-	-	-	-	-	-	-	-	-
Intercompany/Parent subsidiary transactions	-	-	-	-	-	-	-	-	-
Surplus/ (Deficit) for the year	19,893	1,508	1,508	(11,437)	37,617	400	37,216	9299%	1,508
Capital expenditure & funds sources									
Capital expenditure	73,786	90,551	90,551	7,427	11,865	22,638	(10,772)	-48%	90,551
Capital transfers recognised	736	31,318	31,318	3,497	4,996	7,829	(2,834)	-36%	31,318
Borrowing	-	-	-	-	-	-	-	-	-
Internally generated funds	14,522	59,233	59,233	3,931	6,869	14,808	(7,939)	-54%	59,233
Total sources of capital funds	15,257	90,551	90,551	7,427	11,865	22,638	(10,772)	-48%	90,551
Financial position									
Total current assets	196,200	117,460	117,460		(4,275)				117,460
Total non current assets	569,839	623,771	623,771		11,196				623,771
Total current liabilities	45,479	91,414	91,414		(17,716)				91,414
Total non current liabilities	23,347	20,509	20,509		2,201				20,509
Community wealth/Equity	697,079	629,309	629,309		33,827				629,309
Cash flows									
Net cash from (used) operating	165,157	49,297	49,297	(6,375)	203,687	12,324	(191,363)	-1553%	281,848
Net cash from (used) investing	(64,189)	(104,138)	(104,138)	(9,526)	(14,856)	26,034	40,891	157%	104,138
Net cash from (used) financing	-	-	-	-	-	-	-	-	-
Cash/cash equivalents at the month/year end	342,895	42,327	42,327	-	179,313	135,526	(43,787)	-32%	376,468
Debtors & creditors analysis	0-30 Days	31-60 Days	61-90 Days	91-120 Days	121-150 Dys	151-180 Dys	181 Dys-1 Yr	Over 1Yr	Total
Debtors Age Analysis									
Total By Income Source	-	-	-	-	-	-	-	-	-
Creditors Age Analysis									
Total Creditors	-	-	-	-	-	-	-	-	-

KZN436 Dr Nkosazana Dlamini Zuma - Table C2 Monthly Budget Statement - Financial Performance (functional classification) - M03 September

Description	Ref	2023/24	Budget Year 2024/25							
		Audited Outcome	Original Budget	Adjusted Budget	Monthly Actual	YearTD Actual	YearTD Budget	YTD Variance	YTD Variance %	Full Year Forecast
Revenue - Functional										
Governance and administration		252,089	241,744	241,744	6,543	90,791	60,436	30,355	50%	241,744
Executive and council		-	-	-	-	-	-	-	-	-
Finance and administration		252,089	241,744	241,744	6,543	90,791	60,436	30,355	50%	241,744
Internal audit		-	-	-	-	-	-	-	-	-
Community and public safety		7,001	6,624	6,624	145	433	1,656	(1,223)	-74%	6,624
Community and social services		4,169	4,882	4,882	-	-	1,221	(1,221)	-100%	4,882
Sport and recreation		-	-	-	-	-	-	-	-	-
Public safety		2,832	1,741	1,741	145	433	435	(3)	-1%	1,741
Housing		-	-	-	-	-	-	-	-	-
Health		-	-	-	-	-	-	-	-	-
Economic and environmental services		32,127	33,472	33,472	1,759	3,895	8,368	(4,473)	-53%	33,472
Planning and development		225	322	322	13	57	81	(23)	-29%	322
Road transport		31,901	33,150	33,150	1,746	3,838	8,288	(4,450)	-54%	33,150
Environmental protection		-	-	-	-	-	-	-	-	-
Trading services		5,579	9,801	9,801	380	1,147	2,450	(1,303)	-53%	9,801
Energy sources		1,200	4,786	4,786	-	-	1,197	(1,197)	-100%	4,786
Water management		-	-	-	-	-	-	-	-	-
Waste water management		-	-	-	-	-	-	-	-	-
Waste management		4,379	5,015	5,015	380	1,147	1,254	(107)	-9%	5,015
Other	4	-	-	-	-	-	-	-	-	-
Total Revenue - Functional	2	296,796	291,641	291,641	8,827	96,266	72,910	23,356	32%	291,641
Expenditure - Functional										
Governance and administration		166,613	171,081	171,081	12,502	33,566	42,747	(9,181)	-21%	171,081
Executive and council		27,798	30,258	30,258	2,139	6,136	7,565	(1,428)	-19%	30,258
Finance and administration		136,059	135,945	135,945	9,970	26,703	33,963	(7,260)	-21%	135,945
Internal audit		2,756	4,878	4,878	393	727	1,220	(493)	-40%	4,878
Community and public safety		32,083	42,160	42,160	2,632	7,966	10,540	(2,574)	-24%	42,160
Community and social services		17,415	21,022	21,022	1,407	4,329	5,255	(926)	-18%	21,022
Sport and recreation		153	-	-	14	40	-	40	-	-
Public safety		14,057	20,099	20,099	1,183	3,518	5,025	(1,507)	-30%	20,099
Housing		458	1,039	1,039	28	78	260	(181)	-70%	1,039
Health		-	-	-	-	-	-	-	-	-
Economic and environmental services		54,955	56,260	56,260	4,117	14,584	14,065	519	4%	56,260
Planning and development		12,331	24,550	24,550	677	2,077	6,137	(4,061)	-66%	24,550
Road transport		42,624	31,710	31,710	3,440	12,507	7,928	4,580	58%	31,710
Environmental protection		-	-	-	-	-	-	-	-	-
Trading services		21,408	15,728	15,728	796	1,984	3,932	(1,948)	-50%	15,728
Energy sources		11,386	4,786	4,786	-	-	1,197	(1,197)	-100%	4,786
Water management		-	-	-	-	-	-	-	-	-
Waste water management		-	-	-	-	-	-	-	-	-
Waste management		10,022	10,942	10,942	796	1,984	2,735	(752)	-27%	10,942
Other		1,844	4,904	4,904	218	550	1,226	(676)	-55%	4,904
Total Expenditure - Functional	3	276,902	290,133	290,133	20,264	58,649	72,510	(13,861)	-19%	290,133
Surplus/ (Deficit) for the year		19,893	1,508	1,508	(11,437)	37,617	400	37,216	9299%	1,508

KZN436 Dr Nkosazana Dlamini Zuma - Table C2 Monthly Budget Statement - Financial Performance (functional classification) - M03 September

Description	Ref	2023/24	Budget Year 2024/25							
		Audited Outcome	Original Budget	Adjusted Budget	Monthly Actual	YearTD Actual	YearTD Budget	YTD Variance	YTD Variance %	Full Year Forecast
Revenue - Functional	1									
Municipal governance and administration		252,089	241,744	241,744	6,543	90,791	60,436	30,355	50%	241,744
Executive and council		-	-	-	-	-	-	-		-
<i>Mayor and Council</i>		-	-	-	-	-	-	-		-
<i>Municipal Manager, Town Secretary and Chief</i>		-	-	-	-	-	-	-		-
Finance and administration		252,089	241,744	241,744	6,543	90,791	60,436	30,355	0	241,744
<i>Administrative and Corporate Support</i>		-	-	-	-	-	-	-		-
<i>Asset Management</i>		-	-	-	-	-	-	-		-
<i>Finance</i>		252,038	241,685	241,685	6,543	90,791	60,421	30,370	0	241,685
<i>Fleet Management</i>		-	-	-	-	-	-	-		-
<i>Human Resources</i>		51	59	59	-	-	15	(15)	(0)	59
<i>Information Technology</i>		-	-	-	-	-	-	-		-
<i>Legal Services</i>		-	-	-	-	-	-	-		-
<i>Marketing, Customer Relations, Publicity and Media</i>		-	-	-	-	-	-	-		-
<i>Property Services</i>		-	-	-	-	-	-	-		-
<i>Risk Management</i>		-	-	-	-	-	-	-		-
<i>Security Services</i>		-	-	-	-	-	-	-		-
<i>Supply Chain Management</i>		-	-	-	-	-	-	-		-
<i>Valuation Service</i>		-	-	-	-	-	-	-		-
Internal audit		-	-	-	-	-	-	-		-
<i>Governance Function</i>		-	-	-	-	-	-	-		-
Community and public safety		7,001	6,624	6,624	145	433	1,656	(1,223)	(0)	6,624
Community and social services		4,169	4,882	4,882	-	-	1,221	(1,221)	(0)	4,882
<i>Aged Care</i>		-	-	-	-	-	-	-		-
<i>Agricultural</i>		-	-	-	-	-	-	-		-
<i>Animal Care and Diseases</i>		-	-	-	-	-	-	-		-
<i>Cemeteries, Funeral Parlours and Crematoriums</i>		-	-	-	-	-	-	-		-
<i>Child Care Facilities</i>		-	-	-	-	-	-	-		-
<i>Community Halls and Facilities</i>		-	-	-	-	-	-	-		-
<i>Consumer Protection</i>		-	-	-	-	-	-	-		-
<i>Cultural Matters</i>		-	-	-	-	-	-	-		-
<i>Disaster Management</i>		-	-	-	-	-	-	-		-
<i>Education</i>		-	-	-	-	-	-	-		-
<i>Indigenous and Customary Law</i>		-	-	-	-	-	-	-		-
<i>Industrial Promotion</i>		-	-	-	-	-	-	-		-
<i>Language Policy</i>		-	-	-	-	-	-	-		-
<i>Libraries and Archives</i>		4,169	4,882	4,882	-	-	1,221	(1,221)	(0)	4,882
<i>Literacy Programmes</i>		-	-	-	-	-	-	-		-
<i>Media Services</i>		-	-	-	-	-	-	-		-
<i>Museums and Art Galleries</i>		-	-	-	-	-	-	-		-
<i>Population Development</i>		-	-	-	-	-	-	-		-
<i>Provincial Cultural Matters</i>		-	-	-	-	-	-	-		-
<i>Theatres</i>		-	-	-	-	-	-	-		-
<i>Zoo's</i>		-	-	-	-	-	-	-		-

Description	Ref	2023/24	Budget Year 2024/25							
		Audited Outcome	Original Budget	Adjusted Budget	Monthly Actual	YearTD Actual	YearTD Budget	YTD Variance	YTD Variance	Full Year Forecast
R thousands										
Sport and recreation		-	-	-	-	-	-	-	-	-
<i>Beaches and Jetties</i>		-	-	-	-	-	-	-	-	-
<i>Casinos, Racing, Gambling, Wagering</i>		-	-	-	-	-	-	-	-	-
<i>Community Parks (including Nurseries)</i>		-	-	-	-	-	-	-	-	-
<i>Recreational Facilities</i>		-	-	-	-	-	-	-	-	-
<i>Sports Grounds and Stadiums</i>		-	-	-	-	-	-	-	-	-
Public safety		2,832	1,741	1,741	145	433	435	(3)	(0)	1,741
<i>Civil Defence</i>		-	-	-	-	-	-	-	-	-
<i>Cleansing</i>		-	-	-	-	-	-	-	-	-
<i>Control of Public Nuisances</i>		-	-	-	-	-	-	-	-	-
<i>Fencing and Fences</i>		-	-	-	-	-	-	-	-	-
<i>Fire Fighting and Protection</i>		1,531	-	-	-	-	-	-	-	-
<i>Licensing and Control of Animals</i>		-	-	-	-	-	-	-	-	-
<i>Police Forces, Traffic and Street Parking Control</i>		1,301	1,741	1,741	145	433	435	(3)	(0)	1,741
<i>Pounds</i>		-	-	-	-	-	-	-	-	-
Housing		-	-	-	-	-	-	-	-	-
<i>Housing</i>		-	-	-	-	-	-	-	-	-
<i>Informal Settlements</i>		-	-	-	-	-	-	-	-	-
Health		-	-	-	-	-	-	-	-	-
<i>Ambulance</i>		-	-	-	-	-	-	-	-	-
<i>Health Services</i>		-	-	-	-	-	-	-	-	-
<i>Laboratory Services</i>		-	-	-	-	-	-	-	-	-
<i>Food Control</i>		-	-	-	-	-	-	-	-	-
<i>Health Surveillance and Prevention of</i>		-	-	-	-	-	-	-	-	-
<i>Vector Control</i>		-	-	-	-	-	-	-	-	-
<i>Chemical Safety</i>		-	-	-	-	-	-	-	-	-
Economic and environmental services		32,127	33,472	33,472	1,759	3,895	8,368	(4,473)	(0)	33,472
Planning and development		225	322	322	13	57	81	(23)	(0)	322
<i>Billboards</i>		-	-	-	-	-	-	-	-	-
<i>Corporate Wide Strategic Planning (IDPs, LEDs)</i>		-	-	-	-	-	-	-	-	-
<i>Central City Improvement District</i>		-	-	-	-	-	-	-	-	-
<i>Development Facilitation</i>		-	-	-	-	-	-	-	-	-
<i>Economic Development/Planning</i>		-	-	-	-	-	-	-	-	-
<i>Regional Planning and Development</i>		-	-	-	-	-	-	-	-	-
<i>Town Planning, Building Regulations and</i>		225	322	322	13	57	81	(23)	(0)	322
<i>Project Management Unit</i>		-	-	-	-	-	-	-	-	-
<i>Provincial Planning</i>		-	-	-	-	-	-	-	-	-
<i>Support to Local Municipalities</i>		-	-	-	-	-	-	-	-	-
Road transport		31,901	33,150	33,150	1,746	3,838	8,288	(4,450)	(0)	33,150
<i>Public Transport</i>		-	-	-	-	-	-	-	-	-
<i>Road and Traffic Regulation</i>		13	-	-	-	-	-	-	-	-
<i>Roads</i>		31,888	33,150	33,150	1,746	3,838	8,288	(4,450)	(0)	33,150
<i>Taxi Ranks</i>		-	-	-	-	-	-	-	-	-
Environmental protection		-	-	-	-	-	-	-	-	-
<i>Biodiversity and Landscape</i>		-	-	-	-	-	-	-	-	-

Description	Ref	2023/24	Budget Year 2024/25							
		Audited Outcome	Original Budget	Adjusted Budget	Monthly Actual	YearTD Actual	YearTD Budget	YTD Variance	YTD Variance	Full Year Forecast
R thousands										
<i>Coastal Protection</i>		-	-	-	-	-	-	-	-	-
<i>Indigenous Forests</i>		-	-	-	-	-	-	-	-	-
<i>Nature Conservation</i>		-	-	-	-	-	-	-	-	-
<i>Pollution Control</i>		-	-	-	-	-	-	-	-	-
<i>Soil Conservation</i>		-	-	-	-	-	-	-	-	-
Trading services		5,579	9,801	9,801	380	1,147	2,450	(1,303)	(0)	9,801
Energy sources		1,200	4,786	4,786	-	-	1,197	(1,197)	(0)	4,786
<i>Electricity</i>		1,200	4,786	4,786	-	-	1,197	(1,197)	(0)	4,786
<i>Street Lighting and Signal Systems</i>		-	-	-	-	-	-	-	-	-
<i>Nonelectric Energy</i>		-	-	-	-	-	-	-	-	-
Water management		-	-	-	-	-	-	-	-	-
<i>Water Treatment</i>		-	-	-	-	-	-	-	-	-
<i>Water Distribution</i>		-	-	-	-	-	-	-	-	-
<i>Water Storage</i>		-	-	-	-	-	-	-	-	-
Waste water management		-	-	-	-	-	-	-	-	-
<i>Public Toilets</i>		-	-	-	-	-	-	-	-	-
<i>Sewerage</i>		-	-	-	-	-	-	-	-	-
<i>Storm Water Management</i>		-	-	-	-	-	-	-	-	-
<i>Waste Water Treatment</i>		-	-	-	-	-	-	-	-	-
Waste management		4,379	5,015	5,015	380	1,147	1,254	(107)	(0)	5,015
<i>Recycling</i>		-	-	-	-	-	-	-	-	-
<i>Solid Waste Disposal (Landfill Sites)</i>		-	-	-	-	-	-	-	-	-
<i>Solid Waste Removal</i>		4,379	5,015	5,015	380	1,147	1,254	(107)	(0)	5,015
<i>Street Cleaning</i>		-	-	-	-	-	-	-	-	-
Other		-	-	-	-	-	-	-	-	-
Abattoirs		-	-	-	-	-	-	-	-	-
Air Transport		-	-	-	-	-	-	-	-	-
Forestry		-	-	-	-	-	-	-	-	-
Licensing and Regulation		-	-	-	-	-	-	-	-	-
Markets		-	-	-	-	-	-	-	-	-
Tourism		-	-	-	-	-	-	-	-	-
Total Revenue - Functional	2	296,796	291,641	291,641	8,827	96,266	72,910	23,356	0	291,641
Expenditure - Functional										
Municipal governance and administration		166,613	171,081	171,081	12,502	33,566	42,747	(9,181)	(0)	171,081
Executive and council		27,798	30,258	30,258	2,139	6,136	7,565	(1,428)	(0)	30,258
<i>Mayor and Council</i>		13,259	13,882	13,882	1,205	3,293	3,471	(178)	(0)	13,882
<i>Municipal Manager, Town Secretary and Chief</i>		14,540	16,376	16,376	934	2,844	4,094	(1,250)	(0)	16,376
Finance and administration		136,059	135,945	135,945	9,970	26,703	33,963	(7,260)	(0)	135,945
<i>Administrative and Corporate Support</i>		30,695	43,284	43,284	2,294	7,831	10,821	(2,990)	(0)	43,284
<i>Asset Management</i>		-	-	-	-	-	-	-	-	-
<i>Finance</i>		102,223	84,095	84,095	7,477	18,161	21,001	(2,840)	(0)	84,095
<i>Fleet Management</i>		-	-	-	-	-	-	-	-	-
<i>Human Resources</i>		3,140	8,567	8,567	200	711	2,142	(1,430)	(0)	8,567
<i>Information Technology</i>		-	-	-	-	-	-	-	-	-

Description	Ref	2023/24	Budget Year 2024/25							
		Audited Outcome	Original Budget	Adjusted Budget	Monthly Actual	YearTD Actual	YearTD Budget	YTD Variance	YTD Variance	Full Year Forecast
R thousands										
Legal Services		-	-	-	-	-	-	-	-	-
Marketing, Customer Relations, Publicity and Media		-	-	-	-	-	-	-	-	-
Property Services		-	-	-	-	-	-	-	-	-
Risk Management		-	-	-	-	-	-	-	-	-
Security Services		-	-	-	-	-	-	-	-	-
Supply Chain Management		-	-	-	-	-	-	-	-	-
Valuation Service		-	-	-	-	-	-	-	-	-
Internal audit		2,756	4,878	4,878	393	727	1,220	(493)	(0)	4,878
Governance Function		2,756	4,878	4,878	393	727	1,220	(493)	(0)	4,878
Community and public safety		32,083	42,160	42,160	2,632	7,966	10,540	(2,574)	(0)	42,160
Community and social services		17,415	21,022	21,022	1,407	4,329	5,255	(926)	(0)	21,022
Aged Care		-	-	-	-	-	-	-	-	-
Agricultural		-	-	-	-	-	-	-	-	-
Animal Care and Diseases		143	500	500	0	0	125	(125)	(0)	500
Cemeteries, Funeral Parlours and Crematoriums		81	622	622	10	30	155	(125)	(0)	622
Child Care Facilities		-	-	-	-	-	-	-	-	-
Community Halls and Facilities		-	-	-	-	-	-	-	-	-
Consumer Protection		-	-	-	-	-	-	-	-	-
Cultural Matters		-	-	-	-	-	-	-	-	-
Disaster Management		-	-	-	-	-	-	-	-	-
Education		-	-	-	-	-	-	-	-	-
Indigenous and Customary Law		-	-	-	-	-	-	-	-	-
Industrial Promotion		-	-	-	-	-	-	-	-	-
Language Policy		-	-	-	-	-	-	-	-	-
Libraries and Archives		5,301	5,640	5,640	450	1,266	1,410	(144)	(0)	5,640
Literacy Programmes		-	-	-	-	-	-	-	-	-
Media Services		-	-	-	-	-	-	-	-	-
Museums and Art Galleries		-	-	-	-	-	-	-	-	-
Population Development		11,889	14,260	14,260	946	3,033	3,565	(532)	(0)	14,260
Provincial Cultural Matters		-	-	-	-	-	-	-	-	-
Theatres		-	-	-	-	-	-	-	-	-
Zoo's		-	-	-	-	-	-	-	-	-
Sport and recreation		153	-	-	14	40	-	40	-	-
Beaches and Jetties		-	-	-	-	-	-	-	-	-
Casinos, Racing, Gambling, Wagering		-	-	-	-	-	-	-	-	-
Community Parks (including Nurseries)		-	-	-	-	-	-	-	-	-
Recreational Facilities		-	-	-	-	-	-	-	-	-
Sports Grounds and Stadiums		153	-	-	14	40	-	40	-	-
Public safety		14,057	20,099	20,099	1,183	3,518	5,025	(1,507)	(0)	20,099
Civil Defence		-	-	-	-	-	-	-	-	-
Cleansing		-	-	-	-	-	-	-	-	-
Control of Public Nuisances		-	-	-	-	-	-	-	-	-
Fencing and Fences		-	-	-	-	-	-	-	-	-
Fire Fighting and Protection		4,015	8,848	8,848	314	1,086	2,212	(1,126)	(0)	8,848
Licensing and Control of Animals		1,528	2,103	2,103	136	406	526	(120)	(0)	2,103

Description	Ref	2023/24	Budget Year 2024/25							
		Audited Outcome	Original Budget	Adjusted Budget	Monthly Actual	YearTD Actual	YearTD Budget	YTD Variance	YTD Variance	Full Year Forecast
R thousands										
Police Forces, Traffic and Street Parking Control		8,514	9,149	9,149	733	2,026	2,287	(262)	(0)	9,149
Pounds		-	-	-	-	-	-	-	-	-
Housing		458	1,039	1,039	28	78	260	(181)	(0)	1,039
Housing		458	1,039	1,039	28	78	260	(181)	(0)	1,039
Informal Settlements		-	-	-	-	-	-	-	-	-
Health		-	-	-	-	-	-	-	-	-
Ambulance		-	-	-	-	-	-	-	-	-
Health Services		-	-	-	-	-	-	-	-	-
Laboratory Services		-	-	-	-	-	-	-	-	-
Food Control		-	-	-	-	-	-	-	-	-
Health Surveillance and Prevention of		-	-	-	-	-	-	-	-	-
Vector Control		-	-	-	-	-	-	-	-	-
Chemical Safety		-	-	-	-	-	-	-	-	-
Economic and environmental services		54,955	56,260	56,260	4,117	14,584	14,065	519	0	56,260
Planning and development		12,331	24,550	24,550	677	2,077	6,137	(4,061)	(0)	24,550
Billboards		-	-	-	-	-	-	-	-	-
Corporate Wide Strategic Planning (IDPs, LEDs)		1,950	5,535	5,535	86	336	1,384	(1,047)	(0)	5,535
Central City Improvement District		-	-	-	-	-	-	-	-	-
Development Facilitation		-	-	-	-	-	-	-	-	-
Economic Development/Planning		-	-	-	-	-	-	-	-	-
Regional Planning and Development		-	-	-	-	-	-	-	-	-
Town Planning, Building Regulations and		6,327	8,807	8,807	525	1,556	2,202	(646)	(0)	8,807
Project Management Unit		4,054	10,209	10,209	66	185	2,552	(2,368)	(0)	10,209
Provincial Planning		-	-	-	-	-	-	-	-	-
Support to Local Municipalities		-	-	-	-	-	-	-	-	-
Road transport		42,624	31,710	31,710	3,440	12,507	7,928	4,580	0	31,710
Public Transport		-	-	-	-	-	-	-	-	-
Road and Traffic Regulation		-	-	-	-	-	-	-	-	-
Roads		42,624	31,710	31,710	3,440	12,507	7,928	4,580	0	31,710
Taxi Ranks		-	-	-	-	-	-	-	-	-
Environmental protection		-	-	-	-	-	-	-	-	-
Biodiversity and Landscape		-	-	-	-	-	-	-	-	-
Coastal Protection		-	-	-	-	-	-	-	-	-
Indigenous Forests		-	-	-	-	-	-	-	-	-
Nature Conservation		-	-	-	-	-	-	-	-	-
Pollution Control		-	-	-	-	-	-	-	-	-
Soil Conservation		-	-	-	-	-	-	-	-	-
Trading services		21,408	15,728	15,728	796	1,984	3,932	(1,948)	(0)	15,728
Energy sources		11,386	4,786	4,786	-	-	1,197	(1,197)	(0)	4,786
Electricity		11,386	4,786	4,786	-	-	1,197	(1,197)	(0)	4,786
Street Lighting and Signal Systems		-	-	-	-	-	-	-	-	-
Nonelectric Energy		-	-	-	-	-	-	-	-	-
Water management		-	-	-	-	-	-	-	-	-
Water Treatment		-	-	-	-	-	-	-	-	-
Water Distribution		-	-	-	-	-	-	-	-	-

Description	Ref	2023/24	Budget Year 2024/25							
		Audited Outcome	Original Budget	Adjusted Budget	Monthly Actual	YearTD Actual	YearTD Budget	YTD Variance	YTD Variance	Full Year Forecast
R thousands										
<i>Water Storage</i>		-	-	-	-	-	-	-	-	-
Waste water management		-	-	-	-	-	-	-	-	-
<i>Public Toilets</i>		-	-	-	-	-	-	-	-	-
<i>Sewerage</i>		-	-	-	-	-	-	-	-	-
<i>Storm Water Management</i>		-	-	-	-	-	-	-	-	-
<i>Waste Water Treatment</i>		-	-	-	-	-	-	-	-	-
Waste management		10,022	10,942	10,942	796	1,984	2,735	(752)	(0)	10,942
<i>Recycling</i>		-	-	-	-	-	-	-	-	-
<i>Solid Waste Disposal (Landfill Sites)</i>		-	-	-	-	-	-	-	-	-
<i>Solid Waste Removal</i>		10,022	10,942	10,942	796	1,984	2,735	(752)	(0)	10,942
<i>Street Cleaning</i>		-	-	-	-	-	-	-	-	-
Other		1,844	4,904	4,904	218	550	1,226	(676)	(0)	4,904
Abattoirs		-	-	-	-	-	-	-	-	-
Air Transport		-	-	-	-	-	-	-	-	-
Forestry		-	-	-	-	-	-	-	-	-
Licensing and Regulation		-	-	-	-	-	-	-	-	-
Markets		-	-	-	-	-	-	-	-	-
Tourism		1,844	4,904	4,904	218	550	1,226	(676)	(0)	4,904
Total Expenditure - Functional	3	276,902	290,133	290,133	20,264	58,649	72,510	(13,861)	(0)	290,133
Surplus/ (Deficit) for the year		19,893	1,508	1,508	(11,437)	37,617	400	37,216	0	1,508

KZN436 Dr Nkosazana Dlamini Zuma - Table C3 Monthly Budget Statement - Financial Performance (revenue and expenditure by municipal vote) - M03

Vote Description	Ref	2023/24	Budget Year 2024/25							
		Audited Outcome	Original Budget	Adjusted Budget	Monthly Actual	YearTD Actual	YearTD Budget	YTD Variance	YTD Variance %	Full Year Forecast
R thousands										
Revenue by Vote	1									
Vote 1 - EXECUTIVE AND COUNCIL		5	-	-	-	-	-	-	-	-
Vote 2 - BUDGET AND TREASURY		252,131	241,685	241,685	6,543	90,791	60,421	30,370	50.3%	241,685
Vote 3 - CORPORATE SERVICES		51	59	59	-	-	15	(15)	-100.0%	59
Vote 4 - COMMUNITY SERVICES		11,356	11,239	11,239	525	1,580	2,810	(1,230)	-43.8%	11,239
Vote 5 - PUBLIC WORKS AND BASIC SERVICES		33,032	38,336	38,336	1,746	3,838	9,584	(5,746)	-60.0%	38,336
Vote 6 - PLANNING AND DEVELOPMNT		221	322	322	13	57	81	(23)	-28.8%	322
Vote 7 - [NAME OF VOTE 7]		-	-	-	-	-	-	-	-	-
Vote 8 - [NAME OF VOTE 8]		-	-	-	-	-	-	-	-	-
Vote 9 - [NAME OF VOTE 9]		-	-	-	-	-	-	-	-	-
Vote 10 - [NAME OF VOTE 10]		-	-	-	-	-	-	-	-	-
Vote 11 - [NAME OF VOTE 11]		-	-	-	-	-	-	-	-	-
Vote 12 - [NAME OF VOTE 12]		-	-	-	-	-	-	-	-	-
Vote 13 - [NAME OF VOTE 13]		-	-	-	-	-	-	-	-	-
Vote 14 - [NAME OF VOTE 14]		-	-	-	-	-	-	-	-	-
Vote 15 - [NAME OF VOTE 15]		-	-	-	-	-	-	-	-	-
Total Revenue by Vote	2	296,796	291,641	291,641	8,827	96,266	72,910	23,356	32.0%	291,641
Expenditure by Vote	1									
Vote 1 - EXECUTIVE AND COUNCIL		30,555	35,136	35,136	2,531	6,863	8,784	(1,921)	-21.9%	35,136
Vote 2 - BUDGET AND TREASURY		101,762	84,095	84,095	7,477	18,161	21,001	(2,840)	-13.5%	84,095
Vote 3 - CORPORATE SERVICES		33,835	51,851	51,851	2,494	8,542	12,963	(4,420)	-34.1%	51,851
Vote 4 - COMMUNITY SERVICES		31,624	41,121	41,121	2,604	7,887	10,280	(2,393)	-23.3%	41,121
Vote 5 - PUBLIC WORKS AND BASIC SERVICES		69,005	58,685	58,685	4,329	14,754	14,671	83	0.6%	58,685
Vote 6 - PLANNING AND DEVELOPMNT		10,121	19,245	19,245	829	2,442	4,811	(2,369)	-49.2%	19,245
Vote 7 - [NAME OF VOTE 7]		-	-	-	-	-	-	-	-	-
Vote 8 - [NAME OF VOTE 8]		-	-	-	-	-	-	-	-	-
Vote 9 - [NAME OF VOTE 9]		-	-	-	-	-	-	-	-	-
Vote 10 - [NAME OF VOTE 10]		-	-	-	-	-	-	-	-	-
Vote 11 - [NAME OF VOTE 11]		-	-	-	-	-	-	-	-	-
Vote 12 - [NAME OF VOTE 12]		-	-	-	-	-	-	-	-	-
Vote 13 - [NAME OF VOTE 13]		-	-	-	-	-	-	-	-	-
Vote 14 - [NAME OF VOTE 14]		-	-	-	-	-	-	-	-	-
Vote 15 - [NAME OF VOTE 15]		-	-	-	-	-	-	-	-	-
Total Expenditure by Vote	2	276,902	290,133	290,133	20,264	58,649	72,510	(13,861)	-19.1%	290,133
Surplus/ (Deficit) for the year	2	19,893	1,508	1,508	(11,437)	37,617	400	37,216	9299.1%	1,508

KZN436 Dr Nkosazana Dlamini Zuma - Table C3 Monthly Budget Statement - Financial Performance (revenue and expenditure by municipal vote) - A - M03 September

Vote Description	Ref	Budget Year 2024/25								
		2023/24 Audited Outcome	Original Budget	Adjusted Budget	Monthly Actual	YearTD Actual	YearTD Budget	YTD Variance	YTD Variance %	Full Year Forecast
Revenue by Vote	1									
Vote 1 - EXECUTIVE AND COUNCIL		5	-	-	-	-	-	-		-
1.1 - EXECUTIVE & COUNCIL		5	-	-	-	-	-	-		-
1.2 - INTERNAL AUDIT		-	-	-	-	-	-	-		-
		-	-	-	-	-	-	-		-
		-	-	-	-	-	-	-		-
		-	-	-	-	-	-	-		-
		-	-	-	-	-	-	-		-
		-	-	-	-	-	-	-		-
		-	-	-	-	-	-	-		-
		-	-	-	-	-	-	-		-
		-	-	-	-	-	-	-		-
Vote 2 - BUDGET AND TREASURY		252,131	241,685	241,685	6,543	90,791	60,421	30,370	50%	241,685
2.1 - BUDGET & TREASURY		252,131	241,685	241,685	6,543	90,791	60,421	30,370	50%	241,685
		-	-	-	-	-	-	-		-
		-	-	-	-	-	-	-		-
		-	-	-	-	-	-	-		-
		-	-	-	-	-	-	-		-
		-	-	-	-	-	-	-		-
		-	-	-	-	-	-	-		-
		-	-	-	-	-	-	-		-
		-	-	-	-	-	-	-		-
		-	-	-	-	-	-	-		-
		-	-	-	-	-	-	-		-
Vote 3 - CORPORATE SERVICES		51	59	59	-	-	15	(15)	-100%	59
3.1 - CORPORATE SERVICES		-	-	-	-	-	-	-		-
3.2 - HUMAN RESOURCES		51	59	59	-	-	15	(15)	-100%	59
		-	-	-	-	-	-	-		-
		-	-	-	-	-	-	-		-
		-	-	-	-	-	-	-		-
		-	-	-	-	-	-	-		-
		-	-	-	-	-	-	-		-
		-	-	-	-	-	-	-		-
		-	-	-	-	-	-	-		-
		-	-	-	-	-	-	-		-
Vote 4 - COMMUNITY SERVICES		11,356	11,239	11,239	525	1,580	2,810	(1,230)	-44%	11,239
4.1 - COMMUNITY SERVICES		4,379	4,615	4,615	380	1,147	1,154	(7)	-1%	4,615
4.2 - TRAFFIC		1,277	1,741	1,741	145	433	435	(3)	-1%	1,741
4.3 - DISASTER MANAGEMENT		1,531	-	-	-	-	-	-		-
4.4 - MUNICIPAL POUND		-	-	-	-	-	-	-		-
4.5 - SPORTSFIELDS		-	-	-	-	-	-	-		-
4.6 - LIBRARIES		4,169	4,882	4,882	-	-	1,221	(1,221)	-100%	4,882
4.7 - COMMUNITY PROGRAMS		-	-	-	-	-	-	-		-
4.8 - PARKS AND CEMETERIES		-	-	-	-	-	-	-		-
		-	-	-	-	-	-	-		-
		-	-	-	-	-	-	-		-
Vote 5 - PUBLIC WORKS AND BASIC SERVICES		33,032	38,336	38,336	1,746	3,838	9,584	(5,746)	-60%	38,336
5.1 - ROADS		-	-	-	-	-	-	-		-
5.2 - HOUSING		-	-	-	-	-	-	-		-
5.3 - WASTE MANAGEMENT		-	400	400	-	-	100	(100)	-100%	400
5.4 - PMU		33,032	37,936	37,936	1,746	3,838	9,484	(5,646)	-60%	37,936
		-	-	-	-	-	-	-		-
		-	-	-	-	-	-	-		-
		-	-	-	-	-	-	-		-
		-	-	-	-	-	-	-		-
		-	-	-	-	-	-	-		-
		-	-	-	-	-	-	-		-
		-	-	-	-	-	-	-		-
		-	-	-	-	-	-	-		-
		-	-	-	-	-	-	-		-
Vote 6 - PLANNING AND DEVELOPMNT		221	322	322	13	57	81	(23)	-29%	322
6.1 - PLANNING AND DEVELOPMENT		221	322	322	13	57	81	(23)	-29%	322
6.2 - LED AND TOURISM		-	-	-	-	-	-	-		-
		-	-	-	-	-	-	-		-
		-	-	-	-	-	-	-		-
		-	-	-	-	-	-	-		-
		-	-	-	-	-	-	-		-
		-	-	-	-	-	-	-		-
		-	-	-	-	-	-	-		-
		-	-	-	-	-	-	-		-
		-	-	-	-	-	-	-		-
Vote 7 - [NAME OF VOTE 7]		-	-	-	-	-	-	-		-
		-	-	-	-	-	-	-		-
		-	-	-	-	-	-	-		-
		-	-	-	-	-	-	-		-
		-	-	-	-	-	-	-		-
		-	-	-	-	-	-	-		-
		-	-	-	-	-	-	-		-
		-	-	-	-	-	-	-		-
		-	-	-	-	-	-	-		-
Vote 8 - [NAME OF VOTE 8]		-	-	-	-	-	-	-		-
		-	-	-	-	-	-	-		-

Vote Description	Ref	2023/24	Budget Year 2024/25							
		Audited Outcome	Original Budget	Adjusted Budget	Monthly Actual	YearTD Actual	YearTD Budget	YTD Variance	YTD Variance %	Full Year Forecast
R thousand										
		-	-	-	-	-	-	-	-	-
		-	-	-	-	-	-	-	-	-
		-	-	-	-	-	-	-	-	-
		-	-	-	-	-	-	-	-	-
		-	-	-	-	-	-	-	-	-
		-	-	-	-	-	-	-	-	-
		-	-	-	-	-	-	-	-	-
Vote 9 - [NAME OF VOTE 9]		-	-	-	-	-	-	-	-	-
		-	-	-	-	-	-	-	-	-
		-	-	-	-	-	-	-	-	-
		-	-	-	-	-	-	-	-	-
		-	-	-	-	-	-	-	-	-
		-	-	-	-	-	-	-	-	-
		-	-	-	-	-	-	-	-	-
		-	-	-	-	-	-	-	-	-
		-	-	-	-	-	-	-	-	-
Vote 10 - [NAME OF VOTE 10]		-	-	-	-	-	-	-	-	-
		-	-	-	-	-	-	-	-	-
		-	-	-	-	-	-	-	-	-
		-	-	-	-	-	-	-	-	-
		-	-	-	-	-	-	-	-	-
		-	-	-	-	-	-	-	-	-
		-	-	-	-	-	-	-	-	-
		-	-	-	-	-	-	-	-	-
		-	-	-	-	-	-	-	-	-
Vote 11 - [NAME OF VOTE 11]		-	-	-	-	-	-	-	-	-
		-	-	-	-	-	-	-	-	-
		-	-	-	-	-	-	-	-	-
		-	-	-	-	-	-	-	-	-
		-	-	-	-	-	-	-	-	-
		-	-	-	-	-	-	-	-	-
		-	-	-	-	-	-	-	-	-
		-	-	-	-	-	-	-	-	-
		-	-	-	-	-	-	-	-	-
Vote 12 - [NAME OF VOTE 12]		-	-	-	-	-	-	-	-	-
		-	-	-	-	-	-	-	-	-
		-	-	-	-	-	-	-	-	-
		-	-	-	-	-	-	-	-	-
		-	-	-	-	-	-	-	-	-
		-	-	-	-	-	-	-	-	-
		-	-	-	-	-	-	-	-	-
		-	-	-	-	-	-	-	-	-
		-	-	-	-	-	-	-	-	-
Vote 13 - [NAME OF VOTE 13]		-	-	-	-	-	-	-	-	-
		-	-	-	-	-	-	-	-	-
		-	-	-	-	-	-	-	-	-
		-	-	-	-	-	-	-	-	-
		-	-	-	-	-	-	-	-	-
		-	-	-	-	-	-	-	-	-
		-	-	-	-	-	-	-	-	-
		-	-	-	-	-	-	-	-	-
		-	-	-	-	-	-	-	-	-
Vote 14 - [NAME OF VOTE 14]		-	-	-	-	-	-	-	-	-
		-	-	-	-	-	-	-	-	-
		-	-	-	-	-	-	-	-	-
		-	-	-	-	-	-	-	-	-
		-	-	-	-	-	-	-	-	-
		-	-	-	-	-	-	-	-	-
		-	-	-	-	-	-	-	-	-
		-	-	-	-	-	-	-	-	-
		-	-	-	-	-	-	-	-	-
Vote 15 - [NAME OF VOTE 15]		-	-	-	-	-	-	-	-	-
		-	-	-	-	-	-	-	-	-
		-	-	-	-	-	-	-	-	-
		-	-	-	-	-	-	-	-	-
		-	-	-	-	-	-	-	-	-
		-	-	-	-	-	-	-	-	-
		-	-	-	-	-	-	-	-	-
		-	-	-	-	-	-	-	-	-

Vote Description	Ref	Budget Year 2024/25								
		2023/24	Original Budget	Adjusted Budget	Monthly Actual	YearTD Actual	YearTD Budget	YTD Variance	YTD Variance %	Full Year Forecast
R thousand		Audited Outcome								
		-	-	-	-	-	-	-	-	-
		-	-	-	-	-	-	-	-	-
		-	-	-	-	-	-	-	-	-
		-	-	-	-	-	-	-	-	-
Total Revenue by Vote	2	296,796	291,641	291,641	8,827	96,266	72,910	23,356	32%	291,641
Expenditure by Vote	1									
Vote 1 - EXECUTIVE AND COUNCIL		30,555	35,136	35,136	2,531	6,863	8,784	(1,921)	-22%	35,136
1.1 - EXECUTIVE & COUNCIL		27,782	29,833	29,833	2,139	6,136	7,458	(1,322)	-18%	29,833
1.2 - INTERNAL AUDIT		2,772	5,303	5,303	393	727	1,326	(599)	-45%	5,303
		-	-	-	-	-	-	-	-	-
		-	-	-	-	-	-	-	-	-
		-	-	-	-	-	-	-	-	-
		-	-	-	-	-	-	-	-	-
		-	-	-	-	-	-	-	-	-
		-	-	-	-	-	-	-	-	-
Vote 2 - BUDGET AND TREASURY		101,762	84,095	84,095	7,477	18,161	21,001	(2,840)	-14%	84,095
2.1 - BUDGET & TREASURY		101,762	84,095	84,095	7,477	18,161	21,001	(2,840)	-14%	84,095
		-	-	-	-	-	-	-	-	-
		-	-	-	-	-	-	-	-	-
		-	-	-	-	-	-	-	-	-
		-	-	-	-	-	-	-	-	-
		-	-	-	-	-	-	-	-	-
		-	-	-	-	-	-	-	-	-
Vote 3 - CORPORATE SERVICES		33,835	51,851	51,851	2,494	8,542	12,963	(4,420)	-34%	51,851
3.1 - CORPORATE SERVICES		30,695	43,284	43,284	2,294	7,831	10,821	(2,990)	-28%	43,284
3.2 - HUMAN RESOURCES		3,140	8,567	8,567	200	711	2,142	(1,430)	-67%	8,567
		-	-	-	-	-	-	-	-	-
		-	-	-	-	-	-	-	-	-
		-	-	-	-	-	-	-	-	-
		-	-	-	-	-	-	-	-	-
		-	-	-	-	-	-	-	-	-
Vote 4 - COMMUNITY SERVICES		31,624	41,121	41,121	2,604	7,887	10,280	(2,393)	-23%	41,121
4.1 - COMMUNITY SERVICES		5,445	5,519	5,519	443	1,767	1,380	387	28%	5,519
4.2 - TRAFFIC		8,514	9,164	9,164	733	2,028	2,291	(263)	-11%	9,164
4.3 - DISASTER MANAGEMENT		4,015	8,818	8,818	314	1,086	2,204	(1,119)	-51%	8,818
4.4 - MUNICIPAL POUND		1,671	2,653	2,653	142	412	663	(252)	-38%	2,653
4.5 - SPORTSFIELDS		153	-	-	14	40	-	40	-	-
4.6 - LIBRARIES		5,301	5,625	5,625	450	1,263	1,406	(143)	-10%	5,625
4.7 - COMMUNITY PROGRAMS		6,445	8,767	8,767	497	1,261	2,192	(931)	-42%	8,767
4.8 - PARKS AND CEMETERIES		81	575	575	10	30	144	(113)	-79%	575
		-	-	-	-	-	-	-	-	-
		-	-	-	-	-	-	-	-	-
Vote 5 - PUBLIC WORKS AND BASIC SERVICES		69,005	58,685	58,685	4,329	14,754	14,671	83	1%	58,685
5.1 - ROADS		57,768	36,410	36,410	3,440	12,507	9,103	3,405	37%	36,410
5.2 - HOUSING		458	1,039	1,039	28	78	260	(181)	-70%	1,039
5.3 - WASTE MANAGEMENT		10,022	10,942	10,942	796	1,984	2,735	(752)	-27%	10,942
5.4 - PMU		757	10,295	10,295	66	185	2,574	(2,389)	-93%	10,295
		-	-	-	-	-	-	-	-	-
		-	-	-	-	-	-	-	-	-
		-	-	-	-	-	-	-	-	-
		-	-	-	-	-	-	-	-	-
		-	-	-	-	-	-	-	-	-
Vote 6 - PLANNING AND DEVELOPMNT		10,121	19,245	19,245	829	2,442	4,811	(2,369)	-49%	19,245
6.1 - PLANNING AND DEVELOPMENT		6,327	8,807	8,807	525	1,556	2,202	(646)	-29%	8,807
6.2 - LED AND TOURISM		3,794	10,439	10,439	304	886	2,610	(1,724)	-66%	10,439
		-	-	-	-	-	-	-	-	-
		-	-	-	-	-	-	-	-	-
		-	-	-	-	-	-	-	-	-
		-	-	-	-	-	-	-	-	-
Vote 7 - [NAME OF VOTE 7]		-	-	-	-	-	-	-	-	-
		-	-	-	-	-	-	-	-	-
		-	-	-	-	-	-	-	-	-
		-	-	-	-	-	-	-	-	-
		-	-	-	-	-	-	-	-	-
		-	-	-	-	-	-	-	-	-

Vote Description	Ref	2023/24	Budget Year 2024/25							
		Audited Outcome	Original Budget	Adjusted Budget	Monthly Actual	YearTD Actual	YearTD Budget	YTD Variance	YTD Variance %	Full Year Forecast
R thousand										
Vote 8 - [NAME OF VOTE 8]		-	-	-	-	-	-	-		-
Vote 9 - [NAME OF VOTE 9]		-	-	-	-	-	-	-		-
Vote 10 - [NAME OF VOTE 10]		-	-	-	-	-	-	-		-
Vote 11 - [NAME OF VOTE 11]		-	-	-	-	-	-	-		-
Vote 12 - [NAME OF VOTE 12]		-	-	-	-	-	-	-		-
Vote 13 - [NAME OF VOTE 13]		-	-	-	-	-	-	-		-
Vote 14 - [NAME OF VOTE 14]		-	-	-	-	-	-	-		-

Vote Description R thousand	Ref	2023/24	Budget Year 2024/25							Full Year Forecast
		Audited Outcome	Original Budget	Adjusted Budget	Monthly Actual	YearTD Actual	YearTD Budget	YTD Variance	YTD Variance %	
Vote 15 - [NAME OF VOTE 15]		-	-	-	-	-	-	-	-	-
		-	-	-	-	-	-	-	-	-
		-	-	-	-	-	-	-	-	-
		-	-	-	-	-	-	-	-	-
		-	-	-	-	-	-	-	-	-
		-	-	-	-	-	-	-	-	-
		-	-	-	-	-	-	-	-	-
		-	-	-	-	-	-	-	-	-
		-	-	-	-	-	-	-	-	-
		-	-	-	-	-	-	-	-	-
		-	-	-	-	-	-	-	-	-
		-	-	-	-	-	-	-	-	-
Total Expenditure by Vote	2	276,902	290,133	290,133	20,264	58,649	72,510	(13,861)	(0)	290,133
Surplus/ (Deficit) for the year	2	19,893	1,508	1,508	(11,437)	37,617	400	37,216	0	1,508

KZN436 Dr Nkosazana Dlamini Zuma - Table C4 Monthly Budget Statement - Financial Performance (revenue and expenditure) - M03 September

Description	Ref	Budget Year 2024/25								
		2023/24 Audited Outcome	Original Budget	Adjusted Budget	Monthly Actual	YearTD Actual	YearTD Budget	YTD Variance	YTD Variance %	Full Year Forecast
Revenue										
Exchange Revenue		25,429	29,587	29,587	2,290	5,700	7,397	(1,697)	-23%	29,587
Service charges - Electricity		-	-	-	-	-	-	-	-	-
Service charges - Water		-	-	-	-	-	-	-	-	-
Service charges - Waste Water Management		-	-	-	-	-	-	-	-	-
Service charges - Waste management		4,379	4,615	4,615	380	1,147	1,154	(7)	-1%	4,615
Sale of Goods and Rendering of Services		855	5,419	5,419	46	154	1,355	(1,201)	-89%	5,419
Agency services		609	722	722	88	192	180	12	7%	722
Interest		-	-	-	-	-	-	-	-	-
Interest earned from Receivables		-	-	-	-	-	-	-	-	-
Interest earned from Current and Non Current Assets		15,970	16,027	16,027	1,557	3,541	4,007	(466)	-12%	16,027
Dividends		-	-	-	-	-	-	-	-	-
Rent on Land		-	-	-	-	-	-	-	-	-
Rental from Fixed Assets		2,354	1,583	1,583	168	486	396	90	23%	1,583
Licence and permits		461	428	428	50	175	107	68	63%	428
Operational Revenue		801	793	793	2	5	198	(194)	-98%	793
Non-Exchange Revenue		238,982	230,336	230,336	4,790	87,096	57,584	29,512	51%	230,336
Property rates		42,392	44,116	44,116	3,689	11,067	11,029	38	0%	44,116
Surcharges and Taxes		-	-	-	-	-	-	-	-	-
Fines, penalties and forfeits		745	919	919	200	1,849	230	1,619	704%	919
Licence and permits		51	19	19	-	-	5	(5)	-100%	19
Transfer and subsidies - Operational		177,143	179,345	179,345	103	71,708	44,836	26,871	60%	179,345
Interest		7,674	5,937	5,937	799	2,473	1,484	989	67%	5,937
Fuel Levy		-	-	-	-	-	-	-	-	-
Operational Revenue		-	-	-	-	-	-	-	-	-
Gains on disposal of Assets		407	-	-	-	-	-	-	-	-
Other Gains		10,570	-	-	-	-	-	-	-	-
Discontinued Operations		-	-	-	-	-	-	-	-	-
Total Revenue (excluding capital transfers and contributions)		264,411	259,923	259,923	7,081	92,796	64,981	27,815	43%	259,923
Expenditure By Type										
Employee related costs		85,095	102,736	102,736	7,420	21,106	25,661	(4,555)	-18%	102,736
Remuneration of councillors		12,498	13,057	13,057	1,015	3,044	3,264	(221)	-7%	13,057
Bulk purchases - electricity		-	-	-	-	-	-	-	-	-
Inventory consumed		4,475	7,479	7,479	57	804	1,870	(1,066)	-57%	7,479
Debt impairment		-	4,746	4,746	-	-	1,186	(1,186)	-100%	4,746
Depreciation and amortisation		48,555	41,231	41,231	5,713	13,084	10,308	2,777	27%	41,231
Interest		2,412	1,097	1,097	4	13	274	(261)	-95%	1,097
Contracted services		55,524	68,110	68,110	3,912	12,701	17,027	(4,327)	-25%	68,110
Transfers and subsidies		1,851	1,700	1,700	-	54	425	(371)	-87%	1,700
Irrecoverable debts written off		24,339	3,900	3,900	-	-	975	(975)	-100%	3,900
Operational costs		42,154	46,077	46,077	2,144	7,843	11,519	(3,676)	-32%	46,077
Losses on Disposal of Assets		-	-	-	-	-	-	-	-	-
Other Losses		-	-	-	-	-	-	-	-	-
Total Expenditure		276,902	290,133	290,133	20,264	58,649	72,510	(13,861)	-19%	290,133
Surplus/(Deficit)		(12,491)	(30,210)	(30,210)	(13,183)	34,147	(7,529)	41,676	(0)	(30,210)
Transfers and subsidies - capital (monetary allocations)		32,385	31,718	31,718	1,746	3,470	7,929	(4,460)	(0)	31,718
Transfers and subsidies - capital (in-kind)		-	-	-	-	-	-	-	-	-
Surplus/(Deficit) after capital transfers & contributions		19,893	1,508	1,508	(11,437)	37,617	400			1,508
Income Tax		-	-	-	-	-	-	-	-	-
Surplus/(Deficit) after income tax		19,893	1,508	1,508	(11,437)	37,617	400			1,508
Share of Surplus/Deficit attributable to Joint Venture		-	-	-	-	-	-	-	-	-
Share of Surplus/Deficit attributable to Minorities		-	-	-	-	-	-	-	-	-
Surplus/(Deficit) attributable to municipality		19,893	1,508	1,508	(11,437)	37,617	400			1,508
Share of Surplus/Deficit attributable to Associate		-	-	-	-	-	-	-	-	-
Intercompany/Parent subsidiary transactions		-	-	-	-	-	-	-	-	-
Surplus/ (Deficit) for the year		19,893	1,508	1,508	(11,437)	37,617	400			1,508

KZN436 Dr Nkosazana Dlamini Zuma - Table C5 Monthly Budget Statement - Capital Expenditure (municipal vote, functional classification and funding) - M03 September

Vote Description	Ref	Budget Year 2024/25								
		2023/24 Audited Outcome	Original Budget	Adjusted Budget	Monthly Actual	YearTD Actual	YearTD Budget	YTD Variance	YTD Variance %	Full Year Forecast
R thousands	1									
Multi-Year expenditure appropriation	2									
Vote 1 - EXECUTIVE AND COUNCIL		14	-	-	-	-	-	-	-	-
Vote 2 - BUDGET AND TREASURY		-	-	-	-	-	-	-	-	-
Vote 3 - CORPORATE SERVICES		-	120	120	-	-	30	(30)	-100%	120
Vote 4 - COMMUNITY SERVICES		662	5,650	5,650	-	-	1,412	(1,412)	-100%	5,650
Vote 5 - PUBLIC WORKS AND BASIC SERVICES		-	49,903	49,903	5,284	7,410	12,476	(5,066)	-41%	49,903
Vote 6 - PLANNING AND DEVELOPMNT		-	-	-	-	-	-	-	-	-
Vote 7 - [NAME OF VOTE 7]		-	-	-	-	-	-	-	-	-
Vote 8 - [NAME OF VOTE 8]		-	-	-	-	-	-	-	-	-
Vote 9 - [NAME OF VOTE 9]		-	-	-	-	-	-	-	-	-
Vote 10 - [NAME OF VOTE 10]		-	-	-	-	-	-	-	-	-
Vote 11 - [NAME OF VOTE 11]		-	-	-	-	-	-	-	-	-
Vote 12 - [NAME OF VOTE 12]		-	-	-	-	-	-	-	-	-
Vote 13 - [NAME OF VOTE 13]		-	-	-	-	-	-	-	-	-
Vote 14 - [NAME OF VOTE 14]		-	-	-	-	-	-	-	-	-
Vote 15 - [NAME OF VOTE 15]		-	-	-	-	-	-	-	-	-
Total Capital Multi-year expenditure	4,7	675	55,673	55,673	5,284	7,410	13,918	(6,509)	-47%	55,673
Single Year expenditure appropriation	2									
Vote 1 - EXECUTIVE AND COUNCIL		122	185	185	-	3	46	(43)	-93%	185
Vote 2 - BUDGET AND TREASURY		58,928	2,591	2,591	59	752	648	105	16%	2,591
Vote 3 - CORPORATE SERVICES		1,741	3,168	3,168	-	626	792	(166)	-21%	3,168
Vote 4 - COMMUNITY SERVICES		7,454	9,470	9,470	-	112	2,367	(2,256)	-95%	9,470
Vote 5 - PUBLIC WORKS AND BASIC SERVICES		3,943	17,984	17,984	2,085	2,516	4,496	(1,980)	-44%	17,984
Vote 6 - PLANNING AND DEVELOPMNT		923	1,480	1,480	-	447	370	77	21%	1,480
Vote 7 - [NAME OF VOTE 7]		-	-	-	-	-	-	-	-	-
Vote 8 - [NAME OF VOTE 8]		-	-	-	-	-	-	-	-	-
Vote 9 - [NAME OF VOTE 9]		-	-	-	-	-	-	-	-	-
Vote 10 - [NAME OF VOTE 10]		-	-	-	-	-	-	-	-	-
Vote 11 - [NAME OF VOTE 11]		-	-	-	-	-	-	-	-	-
Vote 12 - [NAME OF VOTE 12]		-	-	-	-	-	-	-	-	-
Vote 13 - [NAME OF VOTE 13]		-	-	-	-	-	-	-	-	-
Vote 14 - [NAME OF VOTE 14]		-	-	-	-	-	-	-	-	-
Vote 15 - [NAME OF VOTE 15]		-	-	-	-	-	-	-	-	-
Total Capital single-year expenditure	4	73,111	34,878	34,878	2,144	4,455	8,719	(4,264)	-49%	34,878
Total Capital Expenditure	3	73,786	90,551	90,551	7,427	11,865	22,638	(10,772)	-48%	90,551
Capital Expenditure - Functional Classification										
Governance and administration		60,805	6,064	6,064	59	1,381	1,516	(135)	-9%	6,064
Executive and council		136	185	185	-	3	46	(43)	-93%	185
Finance and administration		60,669	5,879	5,879	59	1,378	1,470	(92)	-6%	5,879
Internal audit		-	-	-	-	-	-	-	-	-
Community and public safety		8,115	15,120	15,120	-	112	3,780	(3,668)	-97%	15,120
Community and social services		1,313	7,625	7,625	-	29	1,906	(1,878)	-98%	7,625
Sport and recreation		-	-	-	-	-	-	-	-	-
Public safety		6,802	7,495	7,495	-	83	1,874	(1,791)	-96%	7,495
Housing		-	-	-	-	-	-	-	-	-
Health		-	-	-	-	-	-	-	-	-
Economic and environmental services		4,865	68,167	68,167	6,941	9,944	17,042	(7,098)	-42%	68,167
Planning and development		1,609	51,767	51,767	5,662	8,038	12,942	(4,904)	-38%	51,767
Road transport		3,256	16,400	16,400	1,279	1,906	4,100	(2,194)	-54%	16,400
Environmental protection		-	-	-	-	-	-	-	-	-
Trading services		-	1,200	1,200	428	428	300	128	43%	1,200
Energy sources		-	-	-	-	-	-	-	-	-
Water management		-	-	-	-	-	-	-	-	-
Waste water management		-	500	500	428	428	125	303	243%	500
Waste management		-	700	700	-	-	175	(175)	-100%	700
Other		-	-	-	-	-	-	-	-	-
Total Capital Expenditure - Functional Classification	3	73,786	90,551	90,551	7,427	11,865	22,638	(10,772)	-48%	90,551
Funded by:										
National Government		-	31,318	31,318	3,497	4,996	7,829	(2,834)	-36%	31,318
Provincial Government		736	-	-	-	-	-	-	-	-
District Municipality		-	-	-	-	-	-	-	-	-
Transfers and subsidies - capital (monetary allocations) (Nat / Prov Departm Agencies, Households, Non-profit Institutions, Private Enterprises, Public Corporatons, Higher Educ Institutions)		-	-	-	-	-	-	-	-	-
Transfers recognised - capital		736	31,318	31,318	3,497	4,996	7,829	(2,834)	-36%	31,318
Borrowing	6	-	-	-	-	-	-	-	-	-
Internally generated funds		14,522	59,233	59,233	3,931	6,869	14,808	(7,939)	-54%	59,233
Total Capital Funding	7	15,257	90,551	90,551	7,427	11,865	22,638	(10,772)	-48%	90,551

September

Vote Description	Ref	Budget Year 2024/25								
		2023/24 Audited Outcome	Original Budget	Adjusted Budget	Monthly Actual	YearTD Actual	YearTD Budget	YTD Variance	YTD Variance %	Full Year Forecast
R thousand										
<u>Capital expenditure - Municipal Vote</u>										
<u>Expenditure of multi-year capital appropriation</u>	1									
Vote 1 - EXECUTIVE AND COUNCIL		14	-	-	-	-	-	-		-
1.1 - EXECUTIVE & COUNCIL		14	-	-	-	-	-	-		-
1.2 - INTERNAL AUDIT		-	-	-	-	-	-	-		-
		-	-	-	-	-	-	-		-
		-	-	-	-	-	-	-		-
		-	-	-	-	-	-	-		-
		-	-	-	-	-	-	-		-
		-	-	-	-	-	-	-		-
		-	-	-	-	-	-	-		-
		-	-	-	-	-	-	-		-
		-	-	-	-	-	-	-		-
Vote 2 - BUDGET AND TREASURY		-	-	-	-	-	-	-		-
2.1 - BUDGET & TREASURY		-	-	-	-	-	-	-		-
		-	-	-	-	-	-	-		-
		-	-	-	-	-	-	-		-
		-	-	-	-	-	-	-		-
		-	-	-	-	-	-	-		-
		-	-	-	-	-	-	-		-
		-	-	-	-	-	-	-		-
		-	-	-	-	-	-	-		-
		-	-	-	-	-	-	-		-
		-	-	-	-	-	-	-		-
		-	-	-	-	-	-	-		-
		-	-	-	-	-	-	-		-
Vote 3 - CORPORATE SERVICES		-	120	120	-	-	30	(30)	-100%	120
3.1 - CORPORATE SERVICES		-	120	120	-	-	30	(30)	-100%	120
3.2 - HUMAN RESOURCES		-	-	-	-	-	-	-		-
		-	-	-	-	-	-	-		-
		-	-	-	-	-	-	-		-
		-	-	-	-	-	-	-		-
		-	-	-	-	-	-	-		-
		-	-	-	-	-	-	-		-
		-	-	-	-	-	-	-		-
		-	-	-	-	-	-	-		-
		-	-	-	-	-	-	-		-
		-	-	-	-	-	-	-		-
Vote 4 - COMMUNITY SERVICES		662	5,650	5,650	-	-	1,412	(1,412)	-100%	5,650
4.1 - COMMUNITY SERVICES		-	-	-	-	-	-	-		-
4.2 - TRAFFIC		59	1,300	1,300	-	-	325	(325)	-100%	1,300
4.3 - DISASTER MANAGEMENT		-	750	750	-	-	188	(188)	-100%	750
4.4 - MUNICIPAL POUND		-	-	-	-	-	-	-		-
4.5 - SPORTSFIELDS		-	-	-	-	-	-	-		-
4.6 - LIBRARIES		603	3,600	3,600	-	-	900	(900)	-100%	3,600
4.7 - COMMUNITY PROGRAMS		-	-	-	-	-	-	-		-
4.8 - PARKS AND CEMETERIES		-	-	-	-	-	-	-		-
		-	-	-	-	-	-	-		-
		-	-	-	-	-	-	-		-
Vote 5 - PUBLIC WORKS AND BASIC SERVICES		-	49,903	49,903	5,284	7,410	12,476	(5,066)	-41%	49,903
5.1 - ROADS		-	21,094	21,094	2,163	3,396	5,273	(1,878)	-36%	21,094
5.2 - HOUSING		-	-	-	-	-	-	-		-
5.3 - WASTE MANAGEMENT		-	700	700	-	-	175	(175)	-100%	700
5.4 - PMU		-	28,109	28,109	3,121	4,014	7,027	(3,013)	-43%	28,109
		-	-	-	-	-	-	-		-
		-	-	-	-	-	-	-		-
		-	-	-	-	-	-	-		-
		-	-	-	-	-	-	-		-
		-	-	-	-	-	-	-		-
		-	-	-	-	-	-	-		-
		-	-	-	-	-	-	-		-
		-	-	-	-	-	-	-		-
		-	-	-	-	-	-	-		-
		-	-	-	-	-	-	-		-
		-	-	-	-	-	-	-		-
Vote 6 - PLANNING AND DEVELOPMNT		-	-	-	-	-	-	-		-
6.1 - PLANNING AND DEVELOPMENT		-	-	-	-	-	-	-		-
6.2 - LED AND TOURISM		-	-	-	-	-	-	-		-
		-	-	-	-	-	-	-		-
		-	-	-	-	-	-	-		-
		-	-	-	-	-	-	-		-
		-	-	-	-	-	-	-		-
		-	-	-	-	-	-	-		-
		-	-	-	-	-	-	-		-
Vote 7 - [NAME OF VOTE 7]		-	-	-	-	-	-	-		-
		-	-	-	-	-	-	-		-
		-	-	-	-	-	-	-		-
		-	-	-	-	-	-	-		-
		-	-	-	-	-	-	-		-
		-	-	-	-	-	-	-		-
		-	-	-	-	-	-	-		-
		-	-	-	-	-	-	-		-
		-	-	-	-	-	-	-		-
Vote 8 - [NAME OF VOTE 8]		-	-	-	-	-	-	-		-
		-	-	-	-	-	-	-		-

Vote Description	Ref	Budget Year 2024/25								
		2023/24 Audited Outcome	Original Budget	Adjusted Budget	Monthly Actual	YearTD Actual	YearTD Budget	YTD Variance	YTD Variance	Full Year Forecast
R thousand		-	-	-	-	-	-	-	-	-
		-	-	-	-	-	-	-	-	-
		-	-	-	-	-	-	-	-	-
		-	-	-	-	-	-	-	-	-
		-	-	-	-	-	-	-	-	-
		-	-	-	-	-	-	-	-	-
		-	-	-	-	-	-	-	-	-
Vote 9 - [NAME OF VOTE 9]		-	-	-	-	-	-	-	-	-
		-	-	-	-	-	-	-	-	-
		-	-	-	-	-	-	-	-	-
		-	-	-	-	-	-	-	-	-
		-	-	-	-	-	-	-	-	-
		-	-	-	-	-	-	-	-	-
		-	-	-	-	-	-	-	-	-
		-	-	-	-	-	-	-	-	-
		-	-	-	-	-	-	-	-	-
Vote 10 - [NAME OF VOTE 10]		-	-	-	-	-	-	-	-	-
		-	-	-	-	-	-	-	-	-
		-	-	-	-	-	-	-	-	-
		-	-	-	-	-	-	-	-	-
		-	-	-	-	-	-	-	-	-
		-	-	-	-	-	-	-	-	-
		-	-	-	-	-	-	-	-	-
		-	-	-	-	-	-	-	-	-
		-	-	-	-	-	-	-	-	-
Vote 11 - [NAME OF VOTE 11]		-	-	-	-	-	-	-	-	-
		-	-	-	-	-	-	-	-	-
		-	-	-	-	-	-	-	-	-
		-	-	-	-	-	-	-	-	-
		-	-	-	-	-	-	-	-	-
		-	-	-	-	-	-	-	-	-
		-	-	-	-	-	-	-	-	-
		-	-	-	-	-	-	-	-	-
		-	-	-	-	-	-	-	-	-
		-	-	-	-	-	-	-	-	-
Vote 12 - [NAME OF VOTE 12]		-	-	-	-	-	-	-	-	-
		-	-	-	-	-	-	-	-	-
		-	-	-	-	-	-	-	-	-
		-	-	-	-	-	-	-	-	-
		-	-	-	-	-	-	-	-	-
		-	-	-	-	-	-	-	-	-
		-	-	-	-	-	-	-	-	-
		-	-	-	-	-	-	-	-	-
		-	-	-	-	-	-	-	-	-
		-	-	-	-	-	-	-	-	-
Vote 13 - [NAME OF VOTE 13]		-	-	-	-	-	-	-	-	-
		-	-	-	-	-	-	-	-	-
		-	-	-	-	-	-	-	-	-
		-	-	-	-	-	-	-	-	-
		-	-	-	-	-	-	-	-	-
		-	-	-	-	-	-	-	-	-
		-	-	-	-	-	-	-	-	-
		-	-	-	-	-	-	-	-	-
		-	-	-	-	-	-	-	-	-
		-	-	-	-	-	-	-	-	-
Vote 14 - [NAME OF VOTE 14]		-	-	-	-	-	-	-	-	-
		-	-	-	-	-	-	-	-	-
		-	-	-	-	-	-	-	-	-
		-	-	-	-	-	-	-	-	-
		-	-	-	-	-	-	-	-	-
		-	-	-	-	-	-	-	-	-
		-	-	-	-	-	-	-	-	-
		-	-	-	-	-	-	-	-	-
		-	-	-	-	-	-	-	-	-
		-	-	-	-	-	-	-	-	-
Vote 15 - [NAME OF VOTE 15]		-	-	-	-	-	-	-	-	-
		-	-	-	-	-	-	-	-	-
		-	-	-	-	-	-	-	-	-
		-	-	-	-	-	-	-	-	-
		-	-	-	-	-	-	-	-	-
		-	-	-	-	-	-	-	-	-
		-	-	-	-	-	-	-	-	-
		-	-	-	-	-	-	-	-	-
		-	-	-	-	-	-	-	-	-
		-	-	-	-	-	-	-	-	-

Vote Description	Ref	Budget Year 2024/25								
		2023/24 Audited Outcome	Original Budget	Adjusted Budget	Monthly Actual	YearTD Actual	YearTD Budget	YTD Variance	YTD Variance	Full Year Forecast
Total multi-year capital expenditure		675	55,673	55,673	5,284	7,410	13,918	(6,509)	-47%	55,673
Capital expenditure - Municipal Vote										
Expenditure of single-year capital appropriation	1									
Vote 1 - EXECUTIVE AND COUNCIL		122	185	185	-	3	46	(43)	-93%	185
1.1 - EXECUTIVE & COUNCIL		122	185	185	-	3	46	(43)	-93%	185
1.2 - INTERNAL AUDIT		-	-	-	-	-	-	-	-	-
		-	-	-	-	-	-	-	-	-
		-	-	-	-	-	-	-	-	-
		-	-	-	-	-	-	-	-	-
		-	-	-	-	-	-	-	-	-
		-	-	-	-	-	-	-	-	-
		-	-	-	-	-	-	-	-	-
Vote 2 - BUDGET AND TREASURY		58,928	2,591	2,591	59	752	648	105	16%	2,591
2.1 - BUDGET & TREASURY		58,928	2,591	2,591	59	752	648	105	16%	2,591
		-	-	-	-	-	-	-	-	-
		-	-	-	-	-	-	-	-	-
		-	-	-	-	-	-	-	-	-
		-	-	-	-	-	-	-	-	-
		-	-	-	-	-	-	-	-	-
		-	-	-	-	-	-	-	-	-
		-	-	-	-	-	-	-	-	-
		-	-	-	-	-	-	-	-	-
Vote 3 - CORPORATE SERVICES		1,741	3,168	3,168	-	626	792	(166)	-21%	3,168
3.1 - CORPORATE SERVICES		1,741	3,168	3,168	-	626	792	(166)	-21%	3,168
3.2 - HUMAN RESOURCES		-	-	-	-	-	-	-	-	-
		-	-	-	-	-	-	-	-	-
		-	-	-	-	-	-	-	-	-
		-	-	-	-	-	-	-	-	-
		-	-	-	-	-	-	-	-	-
		-	-	-	-	-	-	-	-	-
Vote 4 - COMMUNITY SERVICES		7,454	9,470	9,470	-	112	2,367	(2,256)	-95%	9,470
4.1 - COMMUNITY SERVICES		452	430	430	-	29	107	(79)	-73%	430
4.2 - TRAFFIC		17	-	-	-	-	-	-	-	-
4.3 - DISASTER MANAGEMENT		6,726	3,145	3,145	-	83	786	(703)	-89%	3,145
4.4 - MUNICIPAL POUND		-	2,820	2,820	-	-	705	(705)	-100%	2,820
4.5 - SPORTSFIELDS		-	-	-	-	-	-	-	-	-
4.6 - LIBRARIES		259	450	450	-	-	112	(112)	-100%	450
4.7 - COMMUNITY PROGRAMS		-	2,625	2,625	-	-	656	(656)	-100%	2,625
4.8 - PARKS AND CEMETERIES		-	-	-	-	-	-	-	-	-
		-	-	-	-	-	-	-	-	-
		-	-	-	-	-	-	-	-	-
Vote 5 - PUBLIC WORKS AND BASIC SERVICES		3,943	17,984	17,984	2,085	2,516	4,496	(1,980)	-44%	17,984
5.1 - ROADS		3,371	17,379	17,379	1,981	2,412	4,345	(1,933)	-44%	17,379
5.2 - HOUSING		-	-	-	-	-	-	-	-	-
5.3 - WASTE MANAGEMENT		-	-	-	-	-	-	-	-	-
5.4 - PMU		572	605	605	104	104	151	(47)	-31%	605
		-	-	-	-	-	-	-	-	-
		-	-	-	-	-	-	-	-	-
		-	-	-	-	-	-	-	-	-
		-	-	-	-	-	-	-	-	-
		-	-	-	-	-	-	-	-	-
Vote 6 - PLANNING AND DEVELOPMNT		923	1,480	1,480	-	447	370	77	21%	1,480
6.1 - PLANNING AND DEVELOPMENT		232	1,230	1,230	-	447	307	139	45%	1,230
6.2 - LED AND TOURISM		691	250	250	-	-	62	(62)	-100%	250
		-	-	-	-	-	-	-	-	-
		-	-	-	-	-	-	-	-	-
		-	-	-	-	-	-	-	-	-
		-	-	-	-	-	-	-	-	-
Vote 7 - [NAME OF VOTE 7]		-	-	-	-	-	-	-	-	-
		-	-	-	-	-	-	-	-	-
		-	-	-	-	-	-	-	-	-
		-	-	-	-	-	-	-	-	-
		-	-	-	-	-	-	-	-	-
Vote 8 - [NAME OF VOTE 8]		-	-	-	-	-	-	-	-	-

Vote Description	Ref	Budget Year 2024/25								
		2023/24 Audited Outcome	Original Budget	Adjusted Budget	Monthly Actual	YearTD Actual	YearTD Budget	YTD Variance	YTD Variance	Full Year Forecast
R thousand		-	-	-	-	-	-	-	-	-
		-	-	-	-	-	-	-	-	-
		-	-	-	-	-	-	-	-	-
		-	-	-	-	-	-	-	-	-
		-	-	-	-	-	-	-	-	-
		-	-	-	-	-	-	-	-	-
Vote 9 - [NAME OF VOTE 9]		-	-	-	-	-	-	-	-	-
		-	-	-	-	-	-	-	-	-
		-	-	-	-	-	-	-	-	-
		-	-	-	-	-	-	-	-	-
		-	-	-	-	-	-	-	-	-
		-	-	-	-	-	-	-	-	-
Vote 10 - [NAME OF VOTE 10]		-	-	-	-	-	-	-	-	-
		-	-	-	-	-	-	-	-	-
		-	-	-	-	-	-	-	-	-
		-	-	-	-	-	-	-	-	-
		-	-	-	-	-	-	-	-	-
		-	-	-	-	-	-	-	-	-
Vote 11 - [NAME OF VOTE 11]		-	-	-	-	-	-	-	-	-
		-	-	-	-	-	-	-	-	-
		-	-	-	-	-	-	-	-	-
		-	-	-	-	-	-	-	-	-
		-	-	-	-	-	-	-	-	-
		-	-	-	-	-	-	-	-	-
		-	-	-	-	-	-	-	-	-
Vote 12 - [NAME OF VOTE 12]		-	-	-	-	-	-	-	-	-
		-	-	-	-	-	-	-	-	-
		-	-	-	-	-	-	-	-	-
		-	-	-	-	-	-	-	-	-
		-	-	-	-	-	-	-	-	-
		-	-	-	-	-	-	-	-	-
Vote 13 - [NAME OF VOTE 13]		-	-	-	-	-	-	-	-	-
		-	-	-	-	-	-	-	-	-
		-	-	-	-	-	-	-	-	-
		-	-	-	-	-	-	-	-	-
		-	-	-	-	-	-	-	-	-
		-	-	-	-	-	-	-	-	-
Vote 14 - [NAME OF VOTE 14]		-	-	-	-	-	-	-	-	-
		-	-	-	-	-	-	-	-	-
		-	-	-	-	-	-	-	-	-
		-	-	-	-	-	-	-	-	-
		-	-	-	-	-	-	-	-	-
		-	-	-	-	-	-	-	-	-
Vote 15 - [NAME OF VOTE 15]		-	-	-	-	-	-	-	-	-
		-	-	-	-	-	-	-	-	-
		-	-	-	-	-	-	-	-	-
		-	-	-	-	-	-	-	-	-
		-	-	-	-	-	-	-	-	-
		-	-	-	-	-	-	-	-	-

Vote Description	Ref	2023/24	Budget Year 2024/25							
		Audited Outcome	Original Budget	Adjusted Budget	Monthly Actual	YearTD Actual	YearTD Budget	YTD Variance	YTD Variance	Full Year Forecast
R thousand		-	-	-	-	-	-	-	-	-
		-	-	-	-	-	-	-	-	-
Total single-year capital expenditure		73,111	34,878	34,878	2,144	4,455	8,719	(4,264)	(0)	34,878
		-	-	-	-	-	-	-	-	-
Total Capital Expenditure		73,786	90,551	90,551	7,427	11,865	22,638	(10,772)	(0)	90,551

KZN436 Dr Nkosazana Dlamini Zuma - Table C6 Monthly Budget Statement - Financial Position - M03 September

Description	Ref	2023/24	Budget Year 2024/25			
		Audited Outcome	Original Budget	Adjusted Budget	YearTD Actual	Full Year Forecast
R thousands						
ASSETS	1					
Current assets						
Cash and cash equivalents		139,435	42,327	42,327	22,412	42,327
Trade and other receivables from exchange transactions		3,002	4,728	4,728	(1,326)	4,728
Receivables from non-exchange transactions		51,335	62,858	62,858	(17,371)	62,858
Current portion of non-current receivables		-	-	-	-	-
Inventory		-	-	-	-	-
VAT		1,696	6,909	6,909	(8,085)	6,909
Other current assets		732	638	638	94	638
Total current assets		196,200	117,460	117,460	(4,275)	117,460
Non current assets						
Investments		-	-	-	-	-
Investment property		30,302	19,732	19,732	10,570	19,732
Property, plant and equipment		538,682	601,647	601,647	115	601,647
Biological assets		-	-	-	-	-
Living and non-living resources		-	-	-	-	-
Heritage assets		-	-	-	-	-
Intangible assets		855	2,393	2,393	511	2,393
Trade and other receivables from exchange transactions		-	-	-	-	-
Non-current receivables from non-exchange transactions		-	-	-	-	-
Other non-current assets		-	-	-	-	-
Total non current assets		569,839	623,771	623,771	11,196	623,771
TOTAL ASSETS		766,039	741,231	741,231	6,920	741,231
LIABILITIES						
Current liabilities						
Bank overdraft		-	-	-	-	-
Financial liabilities		264	233	233	(63)	233
Consumer deposits		(8)	(9)	(9)	3	(9)
Trade and other payables from exchange transactions		38,931	67,904	67,904	(19,563)	67,904
Trade and other payables from non-exchange transactions		(0)	5,824	5,824	8,804	5,824
Provision		9,075	13,113	13,113	18	13,113
VAT		(2,782)	4,349	4,349	(6,915)	4,349
Other current liabilities		-	-	-	-	-
Total current liabilities		45,479	91,414	91,414	(17,716)	91,414
Non current liabilities						
Financial liabilities		120	385	385	-	385
Provision		15,150	13,206	13,206	1,043	13,206
Long term portion of trade payables		-	-	-	-	-
Other non-current liabilities		8,076	6,918	6,918	1,158	6,918
Total non current liabilities		23,347	20,509	20,509	2,201	20,509
TOTAL LIABILITIES		68,826	111,923	111,923	(15,515)	111,923
NET ASSETS	2	697,213	629,309	629,309	22,436	629,309
COMMUNITY WEALTH/EQUITY						
Accumulated Surplus/(Deficit)		690,249	622,478	622,478	33,827	622,478
Reserves and funds		6,831	6,831	6,831	-	6,831
Other		-	-	-	-	-
TOTAL COMMUNITY WEALTH/EQUITY	2	697,079	629,309	629,309	33,827	629,309

KZN436 Dr Nkosazana Dlamini Zuma - Table C7 Monthly Budget Statement - Cash Flow - M03 September

Description	Ref	Budget Year 2024/25								
		2023/24 Audited Outcome	Original Budget	Adjusted Budget	Monthly Actual	YearTD Actual	YearTD Budget	YTD Variance	YTD Variance %	Full Year Forecast
CASH FLOW FROM OPERATING ACTIVITIES	1									
Receipts										
Property rates		48,030	33,969	33,969	-	63,379	8,492	54,887	646%	33,969
Service charges		2,384	4,085	4,085	-	462	1,021	(559)	-55%	4,085
Other revenue		2,110	34,857	34,857	-	272	8,714	(8,442)	-97%	34,857
Transfers and Subsidies - Operational		185,540	184,131	184,131	-	147,142	46,033	101,109	220%	184,131
Transfers and Subsidies - Capital		5,500	31,718	31,718	-	9,396	7,929	1,467	18%	31,718
Interest		584	16,027	16,027	-	149	4,007	(3,858)	-96%	16,027
Dividends		-	-	-	-	-	-	-	-	-
Payments										
Suppliers and employees		(78,992)	(253,692)	(253,692)	(6,375)	(17,113)	(63,423)	(46,310)	73%	(21,141)
Interest		-	(1,097)	(1,097)	-	-	(274)	(274)	100%	(1,097)
Transfers and Subsidies		-	(700)	(700)	-	-	(175)	(175)	100%	(700)
NET CASH FROM/(USED) OPERATING ACTIVITIES		165,157	49,297	49,297	(6,375)	203,687	12,324	(191,363)	-1553%	281,848
CASH FLOWS FROM INVESTING ACTIVITIES										
Receipts										
Proceeds on disposal of PPE		-	-	-	-	-	-	-	-	-
Decrease (increase) in non-current receivables		-	-	-	-	-	-	-	-	-
Decrease (increase) in non-current investments		-	-	-	-	-	-	-	-	-
Payments										
Capital assets		(64,189)	(104,138)	(104,138)	(9,526)	(14,856)	26,034	40,891	157%	104,138
NET CASH FROM/(USED) INVESTING ACTIVITIES		(64,189)	(104,138)	(104,138)	(9,526)	(14,856)	26,034	40,891	157%	104,138
CASH FLOWS FROM FINANCING ACTIVITIES										
Receipts										
Short term loans		-	-	-	-	-	-	-	-	-
Borrowing long term/refinancing		-	-	-	-	-	-	-	-	-
Increase (decrease) in consumer deposits		-	-	-	-	-	-	-	-	-
Payments										
Repayment of borrowing		-	-	-	-	-	-	-	-	-
NET CASH FROM/(USED) FINANCING ACTIVITIES		-	-	-	-	-	-	-	-	-
NET INCREASE/ (DECREASE) IN CASH HELD		100,968	(54,840)	(54,840)	(15,901)	188,831	38,359			385,986
Cash/cash equivalents at beginning:		241,927	97,167	97,167		(9,518)	97,167			(9,518)
Cash/cash equivalents at month/year end:		342,895	42,327	42,327		179,313	135,526			376,468

KZN436 Dr Nkosazana Dlamini Zuma - Supporting Table SC1 Material variance explanations - M03 September

Ref	Description	Variance	Reasons for material deviations	Remedial or corrective steps/remarks
1	Revenue			
2	Expenditure By Type			
3	Capital Expenditure			
4	Financial Position			
5	Cash Flow			
6	Measureable performance			
7	Municipal Entities			

KZN436 Dr Nkosazana Dlamini Zuma - Supporting Table SC2 Monthly Budget Statement - performance indicators - M03 September

Description of financial indicator	Basis of calculation	Ref	2023/24	Budget Year 2024/25			
			Audited Outcome	Original Budget	Adjusted Budget	YearTD Actual	Full Year Forecast
<u>Borrowing Management</u>							
Capital Charges to Operating Expenditure	Interest & principal paid/Operating Expenditure		0.9%	14.6%	14.6%	22.3%	14.6%
Borrowed funding of 'own' capital expenditure	Borrowings/Capital expenditure excl. transfers and grants		0.0%	0.0%	0.0%	0.0%	0.0%
<u>Safety of Capital</u>							
Debt to Equity	Loans, Accounts Payable, Overdraft & Tax Provision/ Funds & Reserves		6.8%	11.9%	11.9%	-54.6%	11.9%
Gearing	Long Term Borrowing/ Funds & Reserves		1.8%	5.6%	5.6%	0.0%	5.6%
<u>Liquidity</u>							
Current Ratio	Current assets/current liabilities	1	431.4%	128.5%	128.5%	24.1%	128.5%
Liquidity Ratio	Monetary Assets/Current Liabilities		306.6%	46.3%	46.3%	-126.5%	46.3%
<u>Revenue Management</u>							
Annual Debtors Collection Rate (Payment Level %)	Last 12 Mths Receipts/ Last 12 Mths Billing						
Outstanding Debtors to Revenue	Total Outstanding Debtors to Annual Revenue		20.8%	26.2%	26.2%	-20.0%	26.2%
Longstanding Debtors Recovered	Debtors > 12 Mths Recovered/Total Debtors > 12 Months Old		0.0%	0.0%	0.0%	0.0%	0.0%
<u>Creditors Management</u>							
Creditors System Efficiency	% of Creditors Paid Within Terms (within MFMA s 65(e))						
<u>Funding of Provisions</u>							
Percentage Of Provisions Not Funded	Unfunded Provisions/Total Provisions						
<u>Other Indicators</u>							
Electricity Distribution Losses	% Volume (units purchased and generated less units sold)/units purchased and generated	2					
Water Distribution Losses	% Volume (units purchased and own source less units sold)/Total units purchased and own source	2					
Employee costs	Employee costs/Total Revenue - capital revenue		32.2%	39.5%	39.5%	22.7%	39.5%
Repairs & Maintenance	R&M/Total Revenue - capital revenue		6.7%	6.7%	6.7%	7.1%	6.7%
Interest & Depreciation	I&D/Total Revenue - capital revenue		19.3%	16.3%	16.3%	14.1%	16.3%
<u>IDP regulation financial viability indicators</u>							
i. Debt coverage	(Total Operating Revenue - Operating Grants)/Debt service payments due within financial year)						
ii. O/S Service Debtors to Revenue	Total outstanding service debtors/annual revenue received for services						
iii. Cost coverage	(Available cash + Investments)/monthly fixed operational expenditure						

KZN436 Dr Nkosazana Dlamini Zuma - Supporting Table SC3 Monthly Budget Statement - aged debtors - M03 September

Description	NT Code	Budget Year 2024/25										Actual Bad Debts Written Off against Debtors	Impairment - Bad Debts i.t.o Council Policy	
		0-30 Days	31-60 Days	61-90 Days	91-120 Days	121-150 Dys	151-180 Dys	181 Dys-1 Yr	Over 1Yr	Total	Total over 90 days			
R thousands														
Debtors Age Analysis By Income Source														
Trade and Other Receivables from Exchange Transactions - Water	1200	-	-	-	-	-	-	-	-	-	-	-	-	-
Trade and Other Receivables from Exchange Transactions - Electricity	1300	-	-	-	-	-	-	-	-	-	-	-	-	-
Receivables from Non-exchange Transactions - Property Rates	1400	-	-	-	-	-	-	-	-	-	-	-	-	-
Receivables from Exchange Transactions - Waste Water Management	1500	-	-	-	-	-	-	-	-	-	-	-	-	-
Receivables from Exchange Transactions - Waste Management	1600	-	-	-	-	-	-	-	-	-	-	-	-	-
Receivables from Exchange Transactions - Property Rental Debtors	1700	-	-	-	-	-	-	-	-	-	-	-	-	-
Interest on Arrear Debtor Accounts	1810	-	-	-	-	-	-	-	-	-	-	-	-	-
Recoverable unauthorised, irregular, fruitless and wasteful expenditure	1820	-	-	-	-	-	-	-	-	-	-	-	-	-
Other	1900	-	-	-	-	-	-	-	-	-	-	-	-	-
Total By Income Source	2000	-	-	-	-	-	-	-	-	-	-	-	-	-
2023/24 - totals only														
Debtors Age Analysis By Customer Group														
Organs of State	2200	-	-	-	-	-	-	-	-	-	-	-	-	-
Commercial	2300	-	-	-	-	-	-	-	-	-	-	-	-	-
Households	2400	-	-	-	-	-	-	-	-	-	-	-	-	-
Other	2500	-	-	-	-	-	-	-	-	-	-	-	-	-
Total By Customer Group	2600	-	-	-	-	-	-	-	-	-	-	-	-	-

KZN436 Dr Nkosazana Dlamini Zuma - Supporting Table SC4 Monthly Budget Statement - aged creditors - M03 September

Description	NT Code	Budget Year 2024/25									Prior year totals for chart (same period)	
		0 - 30 Days	31 - 60 Days	61 - 90 Days	91 - 120 Days	121 - 150 Days	151 - 180 Days	181 Days - 1 Year	Over 1 Year	Total		
R thousands												
Creditors Age Analysis By Customer Type												
Bulk Electricity	0100	-	-	-	-	-	-	-	-	-	-	-
Bulk Water	0200	-	-	-	-	-	-	-	-	-	-	-
PAYE deductions	0300	-	-	-	-	-	-	-	-	-	-	-
VAT (output less input)	0400	-	-	-	-	-	-	-	-	-	-	-
Pensions / Retirement deductions	0500	-	-	-	-	-	-	-	-	-	-	-
Loan repayments	0600	-	-	-	-	-	-	-	-	-	-	-
Trade Creditors	0700	-	-	-	-	-	-	-	-	-	-	-
Auditor General	0800	-	-	-	-	-	-	-	-	-	-	-
Other	0900	-	-	-	-	-	-	-	-	-	-	-
Total By Customer Type	1000	-	-	-	-	-	-	-	-	-	-	-

KZN436 Dr Nkosazana Dlamini Zuma - Supporting Table SC5 Monthly Budget Statement - investment portfolio - M03 September

Investments by maturity Name of institution & investment ID	Ref	Period of Investment	Type of Investment	Capital Guarantee (Yes/ No)	Variable or Fixed interest rate	Interest Rate *	Commission Paid (Rands)	Commission Recipient	Expiry date of investment	Opening balance	Interest to be realised	Partial / Premature Withdrawal (4)	Investment Top Up	Closing Balance
		Yrs/Months												
R thousands														
Municipality														
-		-								-	-		-	-
-		-								-	-		-	-
-		-								-	-		-	-
-		-								-	-		-	-
-		-								-	-		-	-
-		-								-	-		-	-
-		-								-	-		-	-
-		-								-	-		-	-
-		-								-	-		-	-
Municipality sub-total										-	-		-	-
Entities														
-		-								-	-		-	-
-		-								-	-		-	-
-		-								-	-		-	-
-		-								-	-		-	-
-		-								-	-		-	-
-		-								-	-		-	-
-		-								-	-		-	-
-		-								-	-		-	-
-		-								-	-		-	-
Entities sub-total										-	-		-	-
TOTAL INVESTMENTS AND INTEREST	2									-	-		-	-

KZN436 Dr Nkosazana Dlamini Zuma - Supporting Table SC6 Monthly Budget Statement - transfers and grant receipts - M03 September

Description	Ref	2023/24	Budget Year 2024/25							
		Audited Outcome	Original Budget	Adjusted Budget	Monthly Actual	YearTD Actual	YearTD Budget	YTD Variance	YTD Variance %	Full Year Forecast
R thousands										
RECEIPTS:	1,2									
Operating Transfers and Grants										
National Government:		4,062	3,732	3,732	-	2,358	933	1,425	152.7%	3,732
Expanded Public Works Programme Integrated Grant for Municipalities [Schedule 5B]		2,112	1,832	1,832	-	458	458	0	0.0%	1,832
Local Government Financial Management Grant [Schedule 5B]		1,950	1,900	1,900	-	1,900	475	1,425	300.0%	1,900
Provincial Government:		6,169	4,873	4,873	-	-	1,218	(1,218)	-100.0%	4,873
Specify (Add grant description)		3,223	-	-	-	-	-	-	-	-
Specify (Add grant description)		2,946	4,873	4,873	-	-	1,218	(1,218)	-100.0%	4,873
Total Operating Transfers and Grants	5	10,231	8,605	8,605	-	2,358	2,151	207	9.6%	8,605
Capital Transfers and Grants										
National Government:		24,154	31,718	31,718	-	9,396	7,929	1,467	18.5%	31,718
Integrated National Electrification Programme (Municipal Grant) [Schedule 5B]		-	-	-	-	-	-	-	-	-
Municipal Infrastructure Grant [Schedule 5B]		24,154	31,718	31,718	-	9,396	7,929	1,467	18.5%	31,718
Total Capital Transfers and Grants	5	24,154	31,718	31,718	-	9,396	7,929	1,467	18.5%	31,718
TOTAL RECEIPTS OF TRANSFERS & GRANTS	5	34,385	40,323	40,323	-	11,754	10,081	1,673	16.6%	40,323

KZN436 Dr Nkosazana Dlamini Zuma - Supporting Table SC7(1) Monthly Budget Statement - transfers and grant expenditure - M03 September

Description	Ref	2023/24	Budget Year 2024/25							
		Audited Outcome	Original Budget	Adjusted Budget	Monthly Actual	YearTD Actual	YearTD Budget	YTD Variance	YTD Variance %	Full Year Forecast
R thousands										
EXPENDITURE										
Operating expenditure of Transfers and Grants										
National Government:		4,128	(3,732)	(3,732)	103	566	(933)	1,499	-160.6%	(3,732)
Expanded Public Works Programme Integrated Grant for Municipalities [Schedule 5B]		2,178	(1,832)	(1,832)	-	368	(458)	826	-180.3%	(1,832)
Local Government Financial Management Grant [Schedule 5B]		1,950	(1,900)	(1,900)	103	198	(475)	673	-141.7%	(1,900)
Provincial Government:		10,324	(4,873)	(4,873)	-	-	(1,218)	1,218	-100.0%	(4,873)
Specify (Add grant description)		1,223	(1,797)	(1,797)	-	-	(449)	449	-100.0%	(1,797)
Specify (Add grant description)		2,946	(3,076)	(3,076)	-	-	(769)	769	-100.0%	(3,076)
Specify (Add grant description)		5,624	-	-	-	-	-	-	-	-
Total operating expenditure of Transfers and Grants:		14,452	(8,605)	(8,605)	103	566	(2,151)	2,717	-126.3%	(8,605)
Capital expenditure of Transfers and Grants										
National Government:		29,654	(31,718)	(31,718)	1,746	3,470	(7,929)	11,399	-143.8%	(31,718)
Integrated National Electrification Programme (Municipal Grant) [Schedule 5B]		-	-	-	-	-	-	-	-	-
Municipal Infrastructure Grant [Schedule 5B]		29,654	(31,718)	(31,718)	1,746	3,470	(7,929)	11,399	-143.8%	(31,718)
Provincial Government:		2,200	-	-	-	-	-	-	-	-
Specify (Add grant description)		2,200	-	-	-	-	-	-	-	-
Total capital expenditure of Transfers and Grants		31,854	(31,718)	(31,718)	1,746	3,470	(7,929)	11,399	-143.8%	(31,718)
TOTAL EXPENDITURE OF TRANSFERS AND GRANTS		46,306	(40,323)	(40,323)	1,849	4,036	(10,081)	14,116	-140.0%	(40,323)

KZN436 Dr Nkosazana Dlamini Zuma - Supporting Table SC7(2) Monthly Budget Statement - Expenditure against approved rollovers - M03 September

Description	Ref	Budget Year 2024/25				
		Approved Rollover 2023/24	Monthly Actual	YearTD Actual	YTD Variance	YTD Variance %
R thousands						
EXPENDITURE						
<u>Operating expenditure of Approved Roll-overs</u>						
National Government:		-	-	-	-	
Total capital expenditure of Approved Roll-overs		-	-	-	-	
TOTAL EXPENDITURE OF APPROVED ROLL-OVERS		-	-	-	-	

KZN436 Dr Nkosazana Dlamini Zuma - Supporting Table SC8 Monthly Budget Statement - councillor and staff benefits - M03 September

Summary of Employee and Councillor remuneration	Ref	Budget Year 2024/25								
		2023/24 Audited Outcome	Original Budget	Adjusted Budget	Monthly Actual	YearTD Actual	YearTD Budget	YTD Variance	YTD Variance %	Full Year Forecast
R thousands		A	B	C						D
Councillors (Political Office Bearers plus Other)										
Basic Salaries and Wages		9,278	9,420	9,420	736	2,209	2,355	(146)	-6%	9,420
Pension and UIF Contributions		1,144	1,265	1,265	98	295	316	(21)	-7%	1,265
Motor Vehicle Allowance		743	949	949	66	199	237	(38)	-16%	949
Cellphone Allowance		1,332	1,424	1,424	114	341	356	(15)	-4%	1,424
Sub Total - Councillors		12,498	13,057	13,057	1,015	3,044	3,264	(221)	-7%	13,057
% increase	4		4.5%	4.5%						4.5%
Senior Managers of the Municipality										
Basic Salaries and Wages	3	6,669	5,620	5,620	476	1,783	1,405	378	27%	5,620
Pension and UIF Contributions		238	194	194	22	65	48	16	33%	194
Medical Aid Contributions		30	91	91	3	8	23	(15)	-66%	91
Performance Bonus		117	552	552	-	-	138	(138)	-100%	552
Motor Vehicle Allowance		480	587	587	46	139	147	(8)	-5%	587
Housing Allowances		7	-	-	2	5	-	5	-	-
Other benefits and allowances		43	101	101	0	5	25	(20)	-81%	101
Sub Total - Senior Managers of Municipality		7,582	7,144	7,144	549	2,004	1,786	218	12%	7,144
% increase	4		-5.8%	-5.8%						-5.8%
Other Municipal Staff										
Basic Salaries and Wages		54,888	66,792	66,792	5,121	14,503	16,698	(2,195)	-13%	66,792
Pension and UIF Contributions		9,358	11,283	11,283	806	2,369	2,798	(428)	-15%	11,283
Medical Aid Contributions		3,805	4,340	4,340	318	959	1,085	(126)	-12%	4,340
Overtime		3,191	4,678	4,678	264	738	1,169	(431)	-37%	4,678
Performance Bonus		1,602	1,869	1,869	-	-	467	(467)	-100%	1,869
Housing Allowances		164	494	494	15	42	124	(81)	-66%	494
Other benefits and allowances		3,314	4,116	4,116	88	124	1,029	(905)	-88%	4,116
Long service awards		402	421	421	84	191	105	86	82%	421
Post-retirement benefit obligations	2	790	1,600	1,600	176	176	400	(224)	-56%	1,600
Sub Total - Other Municipal Staff		77,513	95,592	95,592	6,871	19,102	23,875	(4,773)	-20%	95,592
% increase	4		23.3%	23.3%						23.3%
Total Parent Municipality		97,593	115,794	115,794	8,434	24,150	28,925	(4,775)	-17%	115,794
TOTAL SALARY, ALLOWANCES & BENEFITS		97,593	115,794	115,794	8,434	24,150	28,925	(4,775)	-17%	115,794
% increase	4		18.6%	18.6%						18.6%
TOTAL MANAGERS AND STAFF		85,095	102,736	102,736	7,420	21,106	25,661	(4,555)	-18%	102,736

KZN436 Dr Nkosazana Dlamini Zuma - Supporting Table SC9 Monthly Budget Statement - actuals and revised targets for cash receipts - M03 September

Description	Ref	Budget Year 2024/25											2024/25 Medium Term Revenue & Expenditure Framework			
		July Outcome	August Budget	September Budget	October Budget	November Budget	December Budget	January Budget	February Budget	March Budget	April Budget	May Budget	June Budget	Budget Year 2024/25	Budget Year +1 2025/26	Budget Year +2 2026/27
R thousands	1															
Cash Receipts By Source																
Property rates		–	2,831	2,831	2,831	2,831	2,831	2,831	2,831	2,831	2,831	5,662	33,969	35,532	37,166	
Service charges - electricity revenue		–	–	–	–	–	–	–	–	–	–	–	–	–	–	
Service charges - water revenue		–	–	–	–	–	–	–	–	–	–	–	–	–	–	
Service charges - Waste Water Management		–	–	–	–	–	–	–	–	–	–	–	–	–	–	
Service charges - Waste Mangement		–	340	340	340	340	340	340	340	340	340	681	4,085	4,275	4,471	
Rental of facilities and equipment		–	151	151	151	151	151	151	151	151	151	302	1,811	1,894	1,981	
Interest earned - external investments		–	1,336	1,336	1,336	1,336	1,336	1,336	1,336	1,336	1,336	2,671	16,027	16,764	17,535	
Interest earned - outstanding debtors		–	–	–	–	–	–	–	–	–	–	–	–	–	–	
Dividends received		–	–	–	–	–	–	–	–	–	–	–	–	–	–	
Fines, penalties and forfeits		–	–	–	–	–	–	–	–	–	–	–	–	–	–	
Licences and permits		–	97	97	97	97	97	97	97	97	97	195	1,169	1,223	1,279	
Agency services		–	–	–	–	–	–	–	–	–	–	–	–	–	–	
Transfers and Subsidies - Operational		–	15,344	15,344	15,344	15,344	15,344	15,344	15,344	15,344	15,344	30,689	184,131	176,312	170,543	
Other revenue		–	2,656	2,656	2,656	2,656	2,656	2,656	2,656	2,656	2,656	5,313	31,877	27,500	28,826	
Cash Receipts by Source		–	22,756	22,756	22,756	22,756	22,756	22,756	22,756	22,756	22,756	45,512	273,068	263,499	261,802	
Other Cash Flows by Source																
Transfers and subsidies - capital (monetary allocations) (National /		–	2,643	2,643	2,643	2,643	2,643	2,643	2,643	2,643	2,643	5,286	31,718	32,694	35,256	
Transfers and subsidies - capital (monetary allocations) (Nat / Prov		–	–	–	–	–	–	–	–	–	–	–	–	–	–	
Proceeds on Disposal of Fixed and Intangible Assets		–	–	–	–	–	–	–	–	–	–	–	–	–	–	
Short term loans		–	–	–	–	–	–	–	–	–	–	–	–	–	–	
Borrowing long term/refinancing		–	–	–	–	–	–	–	–	–	–	–	–	–	–	
Increase (decrease) in consumer deposits		–	–	–	–	–	–	–	–	–	–	–	–	–	–	
VAT Control (receipts)		2,510	2,510	2,510	2,510	2,510	2,510	2,510	2,510	2,510	2,510	2,510	30,125	25,667	26,909	
Decrease (increase) in non-current receivables		–	–	–	–	–	–	–	–	–	–	–	–	–	–	
Decrease (increase) in non-current investments		–	–	–	–	–	–	–	–	–	–	–	–	–	–	
Total Cash Receipts by Source		2,510	27,909	27,909	27,909	27,909	27,909	27,909	27,909	27,909	27,909	53,308	334,911	321,861	323,967	
Cash Payments by Type																
Employee related costs		2,035	13,805	13,805	13,805	13,805	13,805	13,805	13,805	13,805	13,805	25,574	165,655	170,349	178,186	
Remuneration of councillors		–	–	–	–	–	–	–	–	–	–	–	–	–	–	
Interest		–	91	91	91	91	91	91	91	91	91	183	1,097	1,148	1,200	
Bulk purchases - Electricity		–	–	–	–	–	–	–	–	–	–	–	–	–	–	
Acquisitions - water & other inventory		–	717	717	717	717	717	717	717	717	717	1,433	8,600	8,996	9,410	
Contracted services		3,902	6,527	6,527	6,527	6,527	6,527	6,527	6,527	6,527	6,527	9,153	78,326	70,497	72,989	
Transfers and subsidies - other municipalities		–	–	–	–	–	–	–	–	–	–	–	–	–	–	
Transfers and subsidies - other		–	–	–	–	–	–	–	–	–	–	–	–	–	–	
Other expenditure		–	–	–	–	–	–	–	–	–	–	–	–	–	–	
Cash Payments by Type		5,937	21,140	21,140	21,140	21,140	21,140	21,140	21,140	21,140	21,140	36,343	253,678	250,990	261,785	
Other Cash Flows/Payments by Type																
Capital assets		–	–	–	–	–	–	–	–	–	–	–	–	–	–	
Repayment of borrowing		–	–	–	–	–	–	–	–	–	–	–	–	–	–	
Other Cash Flows/Payments		–	93	93	93	93	93	93	93	93	93	185	1,111	1,162	1,215	
Total Cash Payments by Type		5,937	21,232	21,232	21,232	21,232	21,232	21,232	21,232	21,232	21,232	36,528	254,789	252,151	263,000	
NET INCREASE/(DECREASE) IN CASH HELD		(3,426)	6,677	6,677	6,677	6,677	6,677	6,677	6,677	6,677	6,677	16,780	80,122	69,709	60,967	
Cash/cash equivalents at the month/year beginning:		–	(3,426)	3,251	9,928	16,604	23,281	29,958	36,635	43,312	49,989	56,666	63,342	80,122	149,831	
Cash/cash equivalents at the month/year end:		(3,426)	3,251	9,928	16,604	23,281	29,958	36,635	43,312	49,989	56,666	63,342	80,122	149,831	210,798	

KZN436 Dr Nkosazana Dlamini Zuma - NOT REQUIRED - municipality does not have entities or this is the parent municipality's budget - M03 September

Description	Ref	Budget Year 2024/25								
		2023/24 Audited Outcome	Original Budget	Adjusted Budget	Monthly Actual	YearTD Actual	YearTD Budget	YTD Variance	YTD Variance %	Full Year Forecast
R thousands	1									
Revenue										
Exchange Revenue										
Total Revenue (excluding capital transfers and contributions)		-	-	-	-	-	-	-		-
Expenditure By Type										
Total Expenditure		-	-	-	-	-	-	-		-
Surplus/(Deficit)		-	-	-	-	-	-	-		-
Transfers and subsidies - capital (monetary allocations)		-	-	-	-	-	-	-		-
Transfers and subsidies - capital (in-kind)		-	-	-	-	-	-	-		-
Surplus/(Deficit) after capital transfers & contributions		-	-	-	-	-	-	-		-
Income Tax		-	-	-	-	-	-	-		-
Surplus/(Deficit) after income tax		-	-	-	-	-	-	-		-

KZN436 Dr Nkosazana Dlamini Zuma - NOT REQUIRED - municipality does not have entities or this is the parent municipality's budget - M03 September

Description	Ref	2023/24	Budget Year 2024/25							
		Audited Outcome	Original Budget	Adjusted Budget	Monthly Actual	YearTD Actual	YearTD Budget	YTD Variance	YTD Variance %	Full Year Forecast
R thousands										
<u>Revenue By Municipal Entity</u>										
Total Operating Revenue	1	-	-	-	-	-	-	-	-	-
<u>Expenditure By Municipal Entity</u>										
Total Operating Expenditure	2	-	-	-	-	-	-	-	-	-
Surplus/ (Deficit) for the yr/period		-	-	-	-	-	-	-	-	-
<u>Capital Expenditure By Municipal Entity</u>										
Total Capital Expenditure	3	-	-	-	-	-	-	-	-	-

KZN436 Dr Nkosazana Dlamini Zuma - Supporting Table SC12 Monthly Budget Statement - capital expenditure trend - M03 September

Month	2023/24	Budget Year 2024/25							
	Audited Outcome	Original Budget	Adjusted Budget	Monthly Actual	YearTD Actual	YearTD Budget	YTD Variance	YTD Variance %	% spend of Original Budget
R thousands									
Monthly expenditure performance trend									
July	1,075	7,546	7,546	266	266	7,546	7,280	96.5%	0%
August	2,548	7,546	7,546	4,172	4,438	15,092	10,654	70.6%	5%
September	3,844	7,546	7,546	7,427	11,865	22,638	10,772	47.6%	13%
October	4,612	7,546	7,546	-	11,865	30,183	18,318	60.7%	13%
November	9,480	7,546	7,546	-	11,865	37,729	25,864	68.6%	13%
December	5,854	7,546	7,546	-	11,865	45,275	33,410	73.8%	13%
January	965	7,546	7,546	-	11,865	52,821	40,956	77.5%	13%
February	6,045	7,546	7,546	-	11,865	60,367	48,502	80.3%	13%
March	7,437	7,546	7,546	-	11,865	67,913	56,048	82.5%	13%
April	2,850	7,546	7,546	-	11,865	75,459	63,594	84.3%	13%
May	9,014	7,546	7,546	-	11,865	83,005	71,139	85.7%	13%
June	20,062	7,546	7,546	-	11,865	90,551	78,686	86.9%	13%
Total Capital expenditure	73,786	90,551	90,551	11,865					

KZN436 Dr Nkosazana Dlamini Zuma - Supporting Table SC13a Monthly Budget Statement - capital expenditure on new assets by asset class - M03 September

Description	Ref	Budget Year 2024/25								
		2023/24 Audited Outcome	Original Budget	Adjusted Budget	Monthly Actual	YearTD Actual	YearTD Budget	YTD Variance	YTD Variance %	Full Year Forecast
R thousands	1									
Capital expenditure on new assets by Asset Class/Sub-class										
Infrastructure		–	17,929	17,929	2,738	3,365	4,482	(1,117)	-24.9%	17,929
Roads Infrastructure		–	14,729	14,729	1,707	2,334	3,682	(1,348)	-36.6%	14,729
Roads		–	13,929	13,929	1,707	2,334	3,482	(1,148)	-33.0%	13,929
Road Structures		–	–	–	–	–	–	–	–	–
Road Furniture		–	800	800	–	–	200	(200)	-100.0%	800
Capital Spares		–	–	–	–	–	–	–	–	–
Storm water Infrastructure		–	500	500	–	–	125	(125)	-100.0%	500
Drainage Collection		–	500	500	–	–	125	(125)	-100.0%	500
Storm water Conveyance		–	–	–	–	–	–	–	–	–
Attenuation		–	–	–	–	–	–	–	–	–
Electrical Infrastructure		–	2,700	2,700	1,031	1,031	675	356	52.7%	2,700
Power Plants		–	–	–	–	–	–	–	–	–
HV Substations		–	–	–	–	–	–	–	–	–
HV Switching Station		–	2,700	2,700	1,031	1,031	675	356	52.7%	2,700
Community Assets		–	30,089	30,089	3,643	4,939	7,522	(2,584)	-34.3%	30,089
Community Facilities		–	22,573	22,573	3,643	4,939	5,643	(705)	-12.5%	22,573
Halls		–	9,239	9,239	1,734	2,092	2,310	(217)	-9.4%	9,239
Crèches		–	10,735	10,735	1,387	1,922	2,684	(762)	-28.4%	10,735
Libraries		–	300	300	–	–	75	(75)	-100.0%	300
Public Ablution Facilities		–	2,000	2,000	522	925	500	425	84.9%	2,000
Taxi Ranks/Bus Terminals		–	300	300	–	–	75	(75)	-100.0%	300
Sport and Recreation Facilities		–	7,516	7,516	–	–	1,879	(1,879)	-100.0%	7,516
Outdoor Facilities		–	7,516	7,516	–	–	1,879	(1,879)	-100.0%	7,516
Other assets		–	6,215	6,215	59	1,170	1,554	(384)	-24.7%	6,215
Operational Buildings		–	6,215	6,215	59	1,170	1,554	(384)	-24.7%	6,215
Municipal Offices		–	5,915	5,915	59	1,170	1,479	(309)	-20.9%	5,915
Capital Spares		–	300	300	–	–	75	(75)	-100.0%	300
Intangible Assets		1,260	1,228	1,228	–	443	307	136	44.2%	1,228
Licences and Rights		1,260	1,228	1,228	–	443	307	136	44.2%	1,228
Computer Software and Applications		1,171	1,108	1,108	–	443	277	166	59.8%	1,108
Unspecified		89	120	120	–	–	30	(30)	-100.0%	120
Computer Equipment		1,380	1,246	1,246	–	89	312	(223)	-71.5%	1,246
Computer Equipment		1,380	1,246	1,246	–	89	312	(223)	-71.5%	1,246
Furniture and Office Equipment		3,455	2,320	2,320	104	370	580	(210)	-36.2%	2,320
Furniture and Office Equipment		3,455	2,320	2,320	104	370	580	(210)	-36.2%	2,320
Machinery and Equipment		832	4,315	4,315	–	–	1,079	(1,079)	-100.0%	4,315
Machinery and Equipment		832	4,315	4,315	–	–	1,079	(1,079)	-100.0%	4,315
Transport Assets		8,331	9,765	9,765	–	–	2,441	(2,441)	-100.0%	9,765
Transport Assets		8,331	9,765	9,765	–	–	2,441	(2,441)	-100.0%	9,765
Total Capital Expenditure on new assets	1	15,257	73,107	73,107	6,543	10,375	18,277	7,901	43.2%	73,107

KZN436 Dr Nkosazana Dlamini Zuma - Supporting Table SC13b Monthly Budget Statement - capital expenditure on renewal of existing assets by asset class -										
Description	Ref	2023/24	Budget Year 2024/25							
		Audited Outcome	Original Budget	Adjusted Budget	Monthly Actual	YearTD Actual	YearTD Budget	YTD Variance	YTD Variance %	Full Year Forecast
R thousands	1									
Capital expenditure on renewal of existing assets by Asset Class/Sub-class										
Infrastructure		-	6,700	6,700	-	-	1,675	(1,675)	-100.0%	6,700
Roads Infrastructure		-	6,700	6,700	-	-	1,675	(1,675)	-100.0%	6,700
Roads		-	6,700	6,700	-	-	1,675	(1,675)	-100.0%	6,700
Total Capital Expenditure on renewal of existing assets	1	-	6,700	6,700	-	-	1,675	1,675	100.0%	6,700

KZN436 Dr Nkosazana Dlamini Zuma - Supporting Table SC13c Monthly Budget Statement - expenditure on repairs and maintenance by asset class - M03

Description	Ref	2023/24	Budget Year 2024/25							
		Audited Outcome	Original Budget	Adjusted Budget	Monthly Actual	YearTD Actual	YearTD Budget	YTD Variance	YTD Variance %	Full Year Forecast
R thousands	1									
Repairs and maintenance expenditure by Asset Class/Sub-class										
Infrastructure		9,110	7,500	7,500	1,073	4,604	1,875	2,729	145.5%	7,500
Roads Infrastructure		9,110	7,500	7,500	1,073	4,604	1,875	2,729	145.5%	7,500
Roads		-	-	-	-	-	-	-	-	-
Road Structures		9,110	7,500	7,500	1,073	4,604	1,875	2,729	145.5%	7,500
Community Assets		3,117	4,200	4,200	-	-	1,050	(1,050)	-100.0%	4,200
Community Facilities		3,117	4,200	4,200	-	-	1,050	(1,050)	-100.0%	4,200
Halls		3,117	3,900	3,900	-	-	975	(975)	-100.0%	3,900
Cemeteries/Crematoria		-	300	300	-	-	75	(75)	-100.0%	300
Other assets		1,708	2,000	2,000	-	674	500	174	34.7%	2,000
Operational Buildings		1,708	2,000	2,000	-	674	500	174	34.7%	2,000
Municipal Offices		1,708	2,000	2,000	-	674	500	174	34.7%	2,000
Computer Equipment		11	66	66	-	-	17	(17)	-100.0%	66
Computer Equipment		11	66	66	-	-	17	(17)	-100.0%	66
Furniture and Office Equipment		-	-	-	-	-	-	-	-	-
Furniture and Office Equipment		-	-	-	-	-	-	-	-	-
Machinery and Equipment		188	750	750	-	1	188	(187)	-99.7%	750
Machinery and Equipment		188	750	750	-	1	188	(187)	-99.7%	750
Transport Assets		3,674	2,771	2,771	363	1,301	693	608	87.8%	2,771
Transport Assets		3,674	2,771	2,771	363	1,301	693	608	87.8%	2,771
Total Repairs and Maintenance Expenditure	1	17,808	17,287	17,287	1,437	6,579	4,322	(2,257)	-52.2%	17,287

KZN436 Dr Nkosazana Dlamini Zuma - Supporting Table SC13d Monthly Budget Statement - depreciation by asset class - M03 September

Description	Ref	2023/24	Budget Year 2024/25							
		Audited Outcome	Original Budget	Adjusted Budget	Monthly Actual	YearTD Actual	YearTD Budget	YTD Variance	YTD Variance %	Full Year Forecast
R thousands	1									
Depreciation by Asset Class/Sub-class										
Infrastructure		25,392	20,256	20,256	2,810	6,580	5,064	1,516	29.9%	20,256
Roads Infrastructure		25,392	20,256	20,256	2,810	6,580	5,064	1,516	29.9%	20,256
Roads		25,392	20,256	20,256	2,810	6,580	5,064	1,516	29.9%	20,256
Community Assets		10,989	10,423	10,423	1,128	2,807	2,606	201	7.7%	10,423
Community Facilities		10,989	10,423	10,423	1,128	2,807	2,606	201	7.7%	10,423
Halls		10,989	10,423	10,423	1,128	2,807	2,606	201	7.7%	10,423
Unimproved Property		-	-	-	-	-	-	-	-	-
Other assets		2,136	2,127	2,127	170	506	532	(26)	-4.8%	2,127
Operational Buildings		2,136	2,127	2,127	170	506	532	(26)	-4.8%	2,127
Municipal Offices		2,136	2,127	2,127	170	506	532	(26)	-4.8%	2,127
Intangible Assets		823	463	463	182	410	116	294	254.4%	463
Servitudes		-	-	-	-	-	-	-	-	-
Licences and Rights		823	463	463	182	410	116	294	254.4%	463
Computer Software and Applications		823	463	463	182	410	116	294	254.4%	463
Computer Equipment		846	854	854	241	423	214	209	98.1%	854
Computer Equipment		846	854	854	241	423	214	209	98.1%	854
Furniture and Office Equipment		754	924	924	459	566	231	336	145.3%	924
Furniture and Office Equipment		754	924	924	459	566	231	336	145.3%	924
Machinery and Equipment		1,767	1,591	1,591	157	396	398	(2)	-0.5%	1,591
Machinery and Equipment		1,767	1,591	1,591	157	396	398	(2)	-0.5%	1,591
Transport Assets		5,850	4,594	4,594	566	1,396	1,149	247	21.5%	4,594
Transport Assets		5,850	4,594	4,594	566	1,396	1,149	247	21.5%	4,594
Total Depreciation	1	48,555	41,231	41,231	5,713	13,084	10,308	(2,777)	-26.9%	41,231

KZN436 Dr Nkosazana Dlamini Zuma - Supporting Table SC13e Monthly Budget Statement - capital expenditure on upgrading of existing assets by asset class

Description	Ref	2023/24	Budget Year 2024/25								
		Audited Outcome	Original Budget	Adjusted Budget	Monthly Actual	YearTD Actual	YearTD Budget	YTD Variance	YTD Variance %	Full Year Forecast	
R thousands	1										
Capital expenditure on upgrading of existing assets by Asset Class/Sub-class											
Infrastructure		-	10,094	10,094	884	1,490	2,523	(1,034)	-41.0%	10,094	
Roads Infrastructure		-	10,094	10,094	884	1,490	2,523	(1,034)	-41.0%	10,094	
Roads		-	10,094	10,094	884	1,490	2,523	(1,034)	-41.0%	10,094	
Community Assets		58,528	-	-	-	-	-	-	-	-	
Sport and Recreation Facilities		58,528	-	-	-	-	-	-	-	-	
Outdoor Facilities		58,528	-	-	-	-	-	-	-	-	
Furniture and Office Equipment		-	650	650	-	-	162	(162)	-100.0%	650	
Furniture and Office Equipment		-	650	650	-	-	162	(162)	-100.0%	650	
Total Capital Expenditure on upgrading of existing assets	1	58,528	10,744	10,744	884	1,490	2,686	1,196	44.5%	10,744	

Workings: Calculation of Cash Coverage Ratio 2024/2025

Municipality:	Dr Nkosazana Dlamini Zuma Municipality
Prepared by Finance Intern:	T.Makhanya
Reviewed by Assistant CFO:	N.I Wela
Approved by CFO:	M.P Mtungwa
Date completed:	3-Oct-24

Cash Coverage Ratio: Indicates the municipality's ability to meet at least its monthly fixed operating commitments without collecting any additional revenue during that month, **norm: 3 months**

Calculation of Cash Coverage Ratio

R thousand	Description	2024/25 Final Budget
Surplus/Deficits - A8(Cash and Cash		
	Cash/cash equivalents at the year end	123,409
	Other current investments > 90 days	15,559
	Non current assets - Investments	154,967
	Less: Application of Cash and Investments	-
	Unspent conditional transfers	5,568
	Unspent borrowing	-
	Other working capital requirements	-
	Other provisions	24,198
	Retention	10,520
	Reserves to be backed by cash/investments	6,831
Fixed Operating Commitments		
	Employee Related Costs	7,166
	Remuneration of councillors	1,015
	Operating lease(rent premises and machines etc)	61
	Contracted services	1,841
	Security Services	1,755
	Insurance	267
	Telephone costs	-
	Current portion of long term loan(if applicable), NB: include Finance charges	-
	Audit Fees	34
	Bank Charges	2
	Fuel and Oil	1,042
	Printing and Stationery	49
	Protective Clothing and Uniforms	143
	Ward committee expenses	2,066
	Other expenses	-
	Total Fixed Operating Commitments	15,440
	Monthly Fixed Operating Commitments	15,440
	Cash Coverage Ratio*	7.99

* Cash Coverage Ratio Formula =

$$\text{Divided by: } \frac{\text{Net Cash (Cash equivalents+Investments-Commitments)}}{\text{Monthly Fixed Operating Commitments}}$$

Prepared by : T.Makhanya

Date : 04/10/2024

Signature :

Approved by : N.Wela

Date : 04/10/2024

Signature :



BANK ACCOUNT WITHDRAWALS NOT IN TERMS OF AN APPROVED BUDGET
Municipal Finance Management Act, section 11(4)
Consolidated Quarterly Report for period 01/07/2024 to 30/09/2024 (complete relevant period)

NAME OF MUNICIPALITY: DR NKOSAZANA DLAMINI ZUMA LOCAL MUNICIPALITY				
Date	Payee	Amount in R'000	Description and Purpose	Authorised by (name)
1. Section 11(b) - Expenditure authorised by the MEC for finance in terms of section 26 (4) when a municipality has failed to approve a budget by 30 June;				
2. Section 11(c) - Unforeseeable and unavoidable expenditure authorised by the mayor in terms of section 29 (1);				
3. Section 11(d) - Payments from a trust, charitable or relief fund without budget appropriation in terms of section 12(4);				
4. Section 11(e) - Payments to a person or organ of state of money received by the municipality on behalf of that person or organ of state, including (i) money collected by the municipality on behalf of that person or organ of state by agreement; or (ii) any insurance or other payments received by the municipality for that person or organ of state;				
5. Section 11(f) - Refund money incorrectly paid into a bank account;				
6. Section 11(g) - Refund guarantees, sureties and security deposits;				
7. Section 11(h) - Payments for cash management and investment purposes in accordance with section 13;				
10/07/2024		71,142,000.00	Transfers from Primary Account to Business Money Market	M.P Mtungwa (CFO) and N.C Vezi (MM)
8. Section 11(i) - To defray increased expenditure on a multi-year capital project in terms of section 31;				
9. Section 11(j) - Payments for such other purposes as may be prescribed from time-to-time.				

DISTRIBUTION		YES / NO
1. Did the Accounting Officer table in Council a consolidated report of all withdrawals within 30 days after the end of the quarter;		DATE : / / 2024
2. Date the consolidated report was tabled; and		YES / NO
3. Was the copy of the consolidated report of all withdrawals submitted to the Auditor General		YES / NO


 CHIEF FINANCIAL OFFICER



 MUNICIPAL MANAGER

Instructions for completing this report:
 The Accounting Officer must include information motivating the non-budgetted withdrawals, action taken to rectify the breach and identify how funding will be sourced through an Adjustments Budget. This motivation can be an additional report to council or incorporated into the table above by inserting additional space.
 This report must be tabled in Council within 30 days after the end of each quarter where a withdrawal occurs.

- Withdrawals that must be reported each quarter:**
Distribution:
- Table this report in a full council meeting, including additional motivation on action taken to rectify, within 30 days after the end of each quarter (section 11(4))
 - Submit a copy to the relevant National Treasury, Provincial Treasury and the Auditor-General

DR NKOSAZANA DLAMINI-ZUMBA LOCAL MUNICIPALITY
GRANTS SUMMARY AUGUST 2024-2025

GRANT NAME	VOTE NUMBER	ORIGINAL BUDGET 2024/2025	OPENING BALANCE 01 JULY 2024	ROLL-OVER not approved/ paid back to funder	TOTAL RECEIVED 30 SEPTEMBER 2024	TOTAL SPENT 30 SEPTEMBER 2024	TOTAL UNSPENT 30 SEPTEMBER 2024
NATIONAL TREASURY GRANTS							
MIG	30311070111	31,318,000.00		-	9,396,000.00	3,469,871.13	5,926,128.87
FMG	30311070231	1,900,000.00		-	1,900,000.00	197,879.98	1,702,120.02
EPWP	30311070221	1,832,000.00			458,000.00	1,205,746.40	747,746.40
SUB-TOTAL		35,050,000.00			11,754,000.00	4,873,497.51	6,880,502.49
KZN PROVINCIAL GRANTS							
LIBRARY SERVICE OPERATIONAL GRANT	30311070251	4,873,000.00				1,312,716.96	1,312,716.96
CLEANEST MUNICIPALITY COMPETITION		400,000.00					
SUB-TOTAL		5,273,000.00				1,312,716.96	
TOTAL GRANTS		40,323,000.00			11,754,000.00	6,186,214.46	5,567,785.54
INCOME RECEIVED IN ADVANCED ELECTRIFICATION GRANT							
	30311070131	5,504,000.00			2,500,000.00		2,500,000.00

PREPARED BY:  Ms PN Dlamini
DATE: 03/10/2024

APPROVED BY:  MNT Wela
DATE: 03/10/2024

**DR NKOSAZANA DLAMINI ZUMA MUNICIPALITY
INVESTMENT REGISTER 2024/2025 AS AT 30 SEPTEMBER 2024**

Vote Numbers	Description	Account number	Opening balance 01-Jul-24	Invested as at 30-Sep-24	Withdrawals as at 30-Sep-24	Bank Charges	Interest capitalised 30-Sep-24	Closing Balance as per Main Ledger 30-Sep-24	Closing Balance as per Main Ledger 30-Sep-24	%
4 030 101 687 0	FNB 32 DAY FLEXI NOTICE	74165605518	1,057,759.70	-	-	-	22,345.27	1,080,104.97	1,080,104.97	1%
4 030 101 608 0	FNB BANK INVESTMENT	62008452071	787,184.53	71,142,000.00	67,300,000.00	-	459,594.90	5,088,779.43	5,088,779.43	3%
4 030 101 004 1	FNB CALL ACCOUNT	63060516756	5,546.72	-	-	-	105.10	5,651.82	5,651.82	0%
4 030 101 002 1	FNB FIXED DEPOSIT	76204802667	21,329,906.09	-	11,808,514.11	-	478,608.02	10,000,000.00	10,000,000.00	6%
4 030 101 015 1	FNB CALL ACCOUNT	63088927886	6,222,470.34	-	-	-	117,898.16	6,340,368.50	6,340,368.50	4%
4 030 101 615 1	FNB CALL ACCOUNT	76206036280	6,483,608.08	-	5,000,000.00	-	36,286.52	1,519,894.60	1,519,894.60	1%
4 030 101 192 0	NEDBANK NOTICE DEPOSIT	03/7881098635/000052	5,484,421.38	-	-	-	142,437.90	5,626,859.28	5,626,859.28	4%
4 030 101 023 1	NEDBANK NOTICE DEPOSIT	03/7881098635/000058	22,347,910.85	-	-	-	499,368.58	22,847,279.43	22,847,279.43	15%
4 030 101 042 1	STANDARD BANK	4787359950-035	36.20	-	-	-	-	36.20	36.20	0%
4 030 101 702 1	STANDARD BANK	4787359950-024	37,913,890.01	-	-	-	874,837.43	38,788,727.44	38,788,727.44	25%
4 030 101 299 1	ABSA BUSINESS BANK	93-7405-3205	2,215,524.52	-	-	200.00	52,547.34	2,267,871.86	2,267,871.86	1%
4 030 101 008 1	ABSA BUSINESS BANK	2081543530	30,703,989.04	-	-	-	697,291.80	31,401,280.84	31,401,280.84	20%
4 030 101 007 1	ABSA BUSINESS BANK	2081693854	-	30,000,000.00	-	-	-	30,000,000.00	30,000,000.00	
TOTAL			134,552,247.46	101,142,000.00	84,108,514.11	200.00	3,381,321.02	154,966,854.37	154,966,854.37	81%
BALANCE AS PER AFS 2023/2024			134,552,247.46							

Cash and Cash Equivalent

Accrued interest	Opening Balance 01-07-2024	Interest capitalised 30-09-2024	Closing Balance as 30-09-2024
Interest on Primary bank account	3,371,135.94	159,780.34	15,558,564.03
Total	137,923,383.40	3,541,101.36	170,525,418.40

FNB 24,034,799.32
 NED BANK 28,474,138.71
 STANDARD BANK 38,788,763.64
 ABSA BUSINESS BANK 63,669,152.70
154,966,854.37

INVESTMENT ANALYSIS



Prepared by: **T. Makhanya**

Signature: *[Signature]* Date: 02/10/2024

Approved by: **N.I Wela**

Signature: *[Signature]* Date: 03/10/2024

Annexure D: Total Cost Savings Disclosure in the In-Year and Annual Report Cost

Measures	Cost Containment In-Year Report Measures					
	Budget	Q1	Q2	Q3	Q4	Savings
	R'000	R'000	R'000	R'000	R'000	R'000
Use of consultants	13,181,847.00	51,677.15	-	-	-	51,677.15
Vehicles used for political office -bearers	360,731.00	-	-	-	-	-
Travel and subsistence	1,192,755.00	46,008.49	-	-	-	46,008.49
Domestic accommodation	4,612,646.00	23,065.36	-	-	-	23,065.36
Sponsorships, events and catering	2,957,310.00	21,765.91	-	-	-	21,765.91
Communication	4,569,909.00	84,367.19	-	-	-	84,367.19
Other related expenditure items	2,388,121.00	32,980.91	-	-	-	32,980.91
Total	29,263,319.00	259,865.01	-	-	-	259,865.01

Cost Containment Annual Report			
Cost Containment Measures	Budget	Total Expenditure	Savings
	R'000	R'000	R'000
Use of consultants	13,181,847.00	3,243,784.60	51,677.15
Vehicles used for political office -bearers	360,731.00	90,182.75	-
Travel and subsistence	1,192,755.00	252,180.26	46,008.49
Domestic accommodation	4,612,646.00	1,130,096.14	23,065.36
Sponsorships, events and catering	2,957,310.00	717,561.59	21,765.91
Communication	4,569,909.00	1,058,110.06	84,367.19
Other expenditure items	2,388,121.00	564,049.34	32,980.91
Total	29,263,319.00	7,055,964.74	259,865.01

**REPORT ON MUNICIPAL STANDARD CHART OF ACCOUNTS FOR THE PERIOD
ENDED 30 SEPTEMBER 2024**

AUTHOR	:	mSCOA Project Manager
Levels	:	1 st Level – mSCOA Committee
	:	2 ND Level- MANCO
	:	3 RD Level-FINCO
	:	4 TH Level-EXCO
	:	5 TH Level-Council

1. PURPOSE

To report the progress on mSCOA implementation to the committees and council

2. LEGAL REQUIREMENTS BACKGROUND

The minister of finance promulgated Government Gazette N. 37577, Municipal Regulations on standard Chart of Accounts (mSCOA), on 22 April 2014.

The objective of the regulations is to provide a national standard for uniform recording and classification of municipal budget and financial information at a transaction level by providing a standard chart of accounts. Enable uniform information set across the whole of government to better inform national policy coordination and reporting, benchmarking and performance measurements. In accordance with regulations all municipalities and municipal entities are required to be mSCOA compliance with effect from the by 01 July 2017.

Section 62(1) reads in conjunction with Section 63(2)(a) of the Municipal Financial Management Act, Act No. 56 of 2003 (MFMA) , task the accounting officer of the municipality, herewith referred to as the Municipal Manager (MM), with managing of the financial administration of the municipality as well as with maintaining a management, accounting and information system that accounts for the assets and liabilities. Therefore, the MM has the overall responsibility to manage the successful implementation of the MSCOA project within the municipality, to ensure compliance. However, the MM can, acting within the ambit of the law and prescripts, delegate some of the responsibilities.

Change Management

- On-going awareness to all Municipal officials to ensure that mSCOA is a Municipal wide reform and relates not only to the Budget and Treasury Office, but everyone, including Council and even External Stakeholders such as Service Providers.
- We have tried to ensure that the entire Municipality begins to appreciate and see the benefits of mSCOA since the start of the project.

Identification and nomination of the mSCOA Steering Committee Team

- Mr Wela has been appointed as the mSCOA Project Manager as the official who was the Project Manager has been appointed as the CFO.
- Signed appointment letters for all mSCOA Steering Committee members
- Appointment of system vendor to assist with implementation
- Terms of Reference for mSCOA Steering Committee were approved.
- The mSCOA Steering Committee Team consists of several officials from different departments and different units.

Functionality of the mSCOA Steering Committees

- Items on the agenda were covered as per the Treasury expectations,
 - increasing mSCOA awareness at the municipality,
 - Progress update.
- It was agreed that the ICT and mSCOA Steering Committee should sit on the same day as items discussed in these meetings are interrelated.
- One meeting was held during the fourth quarter as part of the ICT and mSCOA Steering Committee.
- MSCOA remains a standing line item in all management meetings, portfolio committees and departmental meetings.
- It was also resolved that members from these committees should be allowed to send representatives from their departments/units if they would not be able to attend the meeting.

Milestones for the period ended 30 September 2024

The following are the milestones that have been achieved by the municipality:

- Registration of Budget staff and IDP staff on the SAMRAS Web for capturing of Budget and IDP
- Submission of 2024/25 MSCOA Budget to National Treasury LG Portal
- Submission of 2024/25 IDP to National Treasury LG Portal
- Review of MSCOA Implementation Plan
- SCM Web module implemented and working (procurement up to R 300 000).
- Establishment of mSCOA project steering committee and appointment of project implementation team.
- Appointment of Project Manager
- Appointment of system vendor to assist with implementation
- Capturing of budget to seven mSCOA segments using the latest version
- Registering on lg-portal in order to submit mSCOA budget & log queries
- Evaluating the current financial management system
- Approval of the TOR
- Submission of monthly, quarterly and annual reports directly extracted from the system in line with mSCOA prescripts
- Monthly meetings with SAMRAS to discuss progress on implementation of SCM Module.

- The municipality had a meeting with finance system service provider to discuss progress on implementation of outstanding modules and presentations with demos were done by the service provider.
- Asset Management Unit with SAMRAS has started the set-ups on the system for the implementation of the asset management module.
- ICT officials attended SAMRAS training for Administrators to reduce reliance on the service providers, be able to provide on-time administrative support and able to clear and prevent common errors on the system.

3. LABOUR IMPLICATIONS

There are no additional labour implication

4. FINANCIAL IMPLICATIONS

Budget provisions were made in the 2024/2025 and 2025/2026 financial year for the MSCOA project.

5. Challenges

- No challenges noted during the period.

7. RECOMMENDATIONS

That the report be noted by the committees and council



Quality Certificate

I, N.C Vezi Municipal Manager of Dr Nkosazana Dlamini Zuma Local Municipality hereby certify that the Monthly preliminary report on the implementation of budget and the financial state affairs of the municipality for the month of September 2024 of 2024/2025 financial year has been prepared in accordance with the Municipal Finance Management Act and regulations made under this act.

Print Name: N.C Vezi

Municipal Manager of Dr Nkosazana Dlamini Zuma Municipality, KZN436

Signature:  _____

Date: 04/10/2024

Monthly Salaries Report

1. Purpose

To inform the Executive Council of the salaries and wages expenditure for the month of September 2024 terms of Section 66 of the Municipal Finance Management Act Guidance

2. OVERVIEW OF September 2024 SALARIES AND WAGES

2.1 Salaries and Wages for the month of September 2024


DESCRIPTION	ORIGINAL BUDGET	MONTHLY BUDGET	MONTH ACTUAL	YTD ACTUAL	MONTHLY % SPENT	YTD % SPEND
SALARIES	144 822 202.00	12 068 516.83	R 5 735 516.55	R 16 678 905.40	48%	12%
EPWP	3 664 000.00	305 333.33	400 032.80	1 205 746.40	131%	33%
LONG SERVICE AWARD	842 000.00	70 166.67	83 754.37	191 443.82	119%	23%
TRAVEL ALLOWANCES	1 174 230.00	97 852.50	46 401.47	139 204.41	47%	12%
LEAVE PAY	3 200 000.00	266 666.67	175 653.77	175 653.77	66%	5%
OVERTIME	4 776 242.00	398 020.17	125 140.79	347 049.34	31%	7%
PENSION FUND CONTRIBUTION	21 555 084.00	1 796 257.00	783 319.10	2 302 900.78	44%	11%
BONUS	4 395 362.00	366 280.17	37 059.92	37 059.92	10%	1%
HOUSING SUBSIDY	965 120.00	80 426.67	16 498.70	47 499.79	21%	5%
SUBSISTANCE AND TRAVEL	1 161 280.00	96 773.33	48 027.31	82 975.85	50%	7%
COUNCILLOR'S SALARY ALLOWANCE	18 839 612.00	1 569 967.67	R 736 208.69	R 2 208 626.07	47%	12%
COUNCILLOR'S TRAVEL ALLOWANCE	1 897 764.00	158 147.00	R 66 249.78	R 198 749.34	42%	10%
COUNCILLOR'S CELL PHONE ALLOWANCE	2 847 262.00	237 271.83	R 113 583.00	R 340 779.00	48%	12%
COUNCILLOR'S PENSION	2 530 278.00	210 856.50	R 98 496.76	R 295 490.28	47%	12%
UIF	1 216 358.00	101 363.17	44 599.25	130 992.29	44%	11%
SDL	2 672 282.00	222 690.17	71 491.25	201 851.25	32%	8%
MEDICAL AID CONTRIBUTION	8 832 074.00	736 006.17	321 013.96	966 337.05	44%	11%
BARGAIN COUNCIL LEVIES	78 659.00	6 554.92	2 784.35	8 353.05	42%	11%
TOTAL	225 469 809.00	18 789 150.75	R 8 905 841.82	25 559 617.81	47%	11%


Prepared By: 

Reviewed By: 

Payroll Reconciliation for July September 2024



Vote Number	Description	Payroll Module	General Ledger	Variance	Journal Processed
	Employee Salary	R 16 285 925.61	16285925.61	R 0.00	
	Sitting Allowance	R 2 121.60	2121.6	R 0.00	
	Standby	R 390 858.19	390858.19	R 0.00	
	EPWP Stipend	R 1 205 746.40	1205746.4	R 0.00	
	Overtime	R 347 049.34	347049.34	R 0.00	
	Leave Paid	R 175 653.77	175653.77	R 0.00	
	Annual Bonus	R 37 059.92	37059.92	R 0.00	
	Long Service Bonus	R 191 443.82	191443.82	R 0.00	
	Subsistance And Travel	R 82 975.85	82975.85	R 0.00	
	Travel Allowance Section 57	R 139 204.41	139204.41	R 0.00	
	Housing Allowance	R 47 499.79	47499.79	R 0.00	
	Bargaining Council levies	R 8 353.05	8353.05	R 0.00	
	UIF	R 130 992.29	130992.29	R 0.00	
	Skills Levy	R 201 851.25	201851.25	R 0.00	
	Provident Pension Fund	R 2 302 900.78	2302900.78	R 0.00	
	Medical Aid	R 966 337.05	966337.05	R 0.00	
	Council Allowance	R 2 208 626.07	2208626.07	R 0.00	
	Travel Allowance Clhrs	R 198 749.34	198749.34	R 0.00	
	Cellphone Allowance	R 340 779.00	340779	R 0.00	
	Pension Clhrs	R 295 490.28	295490.28	R 0.00	
		R 25 559 617.81	R 25 559 617.81	R 0.00	
Difference			-		

Prepared by 

Verified by 

Payroll Reconciliation for September 2024

Vote Number	Description	Payroll Module	General Ledger	Variance	Journal Processed
	Employee Salary	R 5 596 838.92	5596838.92	R 0.00	
	Sitting Allowance				
	Standby	R 138 677.63	138 677.63	R 0.00	
	EPWP Stipend	R 400 032.80	R 400 032.80	R 0.00	
	Overtime	R 125 140.79	125 140.79	R 0.00	
	Leave Paid	R 175 653.77	175 653.77	R 0.00	
	Annual Bonus	R 37 059.92	37 059.92	R 0.00	
	Long Service Bonus	R 83 754.37	83 754.37	R 0.00	
	Subsistance And Travel	R 48 027.31	48 027.31	R 0.00	
	Travel Allowance Section 57	R 46 401.47	46 401.47	R 0.00	
	Housing Allowance	R 16 498.70	16 498.70	R 0.00	
	Bargaining Council levies	R 2 784.35	2 784.35	R 0.00	
	UIF	R 44 599.25	44 599.25	R 0.00	
	Skills Levy	R 71 491.25	71 491.25	R 0.00	
	Provident Pension Fund	R 783 319.10	783 319.10	R 0.00	
	Medical Aid	R 321 013.96	321 013.96	R 0.00	
	Council Allowance	R 736 208.69	R 736 208.69	R 0.00	
	Travel Allowance Clirs	R 66 249.78	R 66 249.78		
	Cellphone Allowance	R 113 593.00	R 113 593.00	R 0.00	
	Pension Clirs	R 98 496.76	R 98 496.76	R 0.00	
		R 8 905 841.82	R 8 905 841.82	R 0.00	
Difference			-		

Prepared by

 Verified by


Disclosures Concerning Councilors, Directors and Senior Officials 2024/2025

JULY SEPTEMBER

Description	Mayor 619	Deputy Mayor 3930	Speaker 636	MTHMEMBU WHIP 3927	Section 79 committee Chairperson n,531,621	Executive councilors 3937,628,622	Councilors	Municipal Manager 169	Chief Financial Officer 1099	Community Manager 2991	Manager Corporate Services 166	Planning and Development Manager 960	IPD Manager 5023
Salaries and Wages R'000													
Normal	R 159 125.85	R 173 759.29	R 133 404.83	R 92 900.31	R 159 387.15	R 248 229.69	R 888 380.69	R 209 910.49	R 212 880.35	R 202 646.97	R 215 415.63	R 236 415.63	R 180 844.03
ACTING ALLOWANCE													
GRATUITY													
BONUSES													
BACK PAY													
LONG SERVICE BONUS								R 64 484.99	R 57 113.76	R 7 919.59	R 54 049.28	R 56 913.77	R 171 539.35
LEAVE PAID OUT													
PERFORMANCE BONUS													
Contributions R'000													
Pensions	22 968.87	7 656.29	20 010.71	13 935.03	23 908.05	37 312.89	124 795.71	36 252.63					
Medical Aid													
SALGBG													
UIF													
SKILLS LEVY													
Allowances R'000								531.36	531.36	531.36	531.36	531.36	531.36
Travel and Motor Car	R 54 000.00		R 42 000.00	R 30 045.70		R 24 068.55	R 44 431.01						
DATA CARD	R 951.00	R 951.00	R 951.00	R 951.00	R 1 585.00	R 2 219.00	R 12 997.00	R 38 022.85	R 28 022.85				
CELLPHONE	R 10 800.00	R 10 800.00	R 10 800.00	R 10 800.00	R 18 000.00	R 25 200.00	R 147 600.00						
Housing Benefits and Allowances R'000													37 704.41
Loans and Advances R'000													
Other Benefits and Allowances R'000													
Arrears Owed to Municipality													
TOTAL	R 241 845.72	R 193 166.58	R 207 166.54	R 148 632.04	R 202 880.20	R 337 030.13	R 1 198 204.41	R 349 202.32	R 303 848.65	R 211 097.92	R 301 496.27	R 293 860.76	R 385 619.15
	R 241 845.72	R 193 166.58	R 207 166.54	R 148 632.04	R 202 880.20	R 337 030.13	R 1 198 204.41	R 349 202.32	R 303 848.65	R 211 097.92	R 301 496.27	R 293 860.76	R 385 619.15

Grand Total R 4 374 051.69

PREPARED BY

REVIEWED BY

Disclosures Concerning Councillors, Directors and Senior Officials 2024/2025

Sep-24

Description	Mayor 619	Deputy Mayor 3930	Speaker 636	Section 79 Committee Chairperson 631,621	Executive Councillors 3937,628,622	Councillors	Municipal Manager 169	Chief Financial Officer 1099	Community Manager 2991	Manager Corporate Services 166	Planning and Development Manager 960	IPD Manager 5023	
Salaries and Wages R'000													
Normal	R 51 041,95	R 61 358,67	R 41 181,44	R 20 929,18	R 54 172,60	R 98 593,87	R 408 669,37	79 434,27	80 919,20	75 802,51	82 186,84	92 686,84	64 901,04
ACTING ALLOWANCE													
GRATUITY													
BONUSES													
BACK PAY													
LONG SERVICE BONUS													
LEAVE PAID OUT													
PERFORMANCE BONUS													
Contributions R'000													
Pensions	7 656,29		6 177,21	R 3 139,37	R 8 125,88	R 14 828,30	R 58 569,71	14 298,17					
Medical Aid													
SALGBC													
UIF													
SKILLS LEVY													
Allowances R'000													
Travel and Motor Car	R 18 000,00												
DATA CARD	R 317,00	R 317,00	R 317,00	R 8 022,85	R 8 022,85	R 18 204,08	15 000,00	10 000,00					
CELLPHONE	R 3 600,00	R 3 600,00	R 3 600,00	R 3 600,00	R 3 600,00	R 6 340,00	R 6 340,00						
Housing Benefits and Allowances R'000													10 901,47
Loans and Advances R'000													
Other Benefits and Allowances R'000													
Attears Owed to Municipality													
TOTAL	R 80 615,24	R 65 275,67	R 65 275,65	R 36 008,40	R 70 132,48	R 133 196,02	R 563 783,16	R 108 909,56	R 92 863,43	R 75 979,63	R 92 863,96	R 92 863,96	R 75 979,63
	R 80 615,24	R 65 275,67	R 65 275,65	R 36 008,40	R 70 132,48	R 133 196,02	R 563 783,16	R 108 909,56	R 92 863,43	R 75 979,63	R 92 863,96	R 92 863,96	R 75 979,63

Grand Total R 1 555 746,79

PREPARED BY

REVIEWED BY



EXPENDITURE MANAGEMENT REPORT FOR THE PERIOD OF SEPTEMBER 2024

AUTHOR : Chief Financial Officer (MP)

Levels : 1st Level –MANCO
 : 2ND Level- Committee
 : 3RD Level-Exco
 : 4th Level-Council

2. PURPOSE

To report to the committee on the payments made during the month of September 2024

3. LEGAL REQUIREMENTS

- MFMA Act NO .56 of 2003

4. BACKGROUND AND REASONING

The accounting officer of a municipality is responsible for the management of the expenditure of the municipality. The accounting officer must take all reasonable steps to ensure that the municipality has and maintains an effective system of expenditure control, including procedures for approval, authorisation, withdrawal and payments of funds

The accounting officer must also make sure that the municipality has and maintains a system of internal control in respect of creditors and payments, that payments by the municipality are made directly to the person to whom it is due unless agreed otherwise for reasons as may be prescribed, and that all money owing by the municipality be paid within 30 days of receiving the relevant invoice or statement, unless prescribed otherwise for certain categories of expenditure.

5. FINANCIAL IMPLICATIONS

No financial implications

6. STAFF IMPLICATIONS

No staff implications

7. Annexures

- Payment listing DR Nkosazana Dlamini Zuma Municipality
- Top ten creditors
- Free basic electricity

8. RECOMMENDATIONS

That this report noted by the committee

DR NKOSAZANA DLAMINI ZUMA LOCAL MUNICIPALITY

LIST OF PAYMENTS MADE IN THE MONTH SEPTEMBER 2024						
NO	SUPPLIER NAME	DESCRIPTION	AMOUNT	DATE OF INVOICE	PAYMENT DATE	COMPLIANCE
1	Regent Business School	Tuition fees for Andiswa Macingwane	33,850.00	8/23/2024	9/2/2024	YES
2	Emakozeni Trading Enterprise CC	Accommodation for Zuma Z, Phoswa P, Mtolo L, Mtintso N and Blose NP attended Municipal Governance training check in :29 July 2024 check out 02 August 2024	36,000.00	8/8/2024	9/2/2024	Yes
3	Amandaba Funerals	request funeral support of SN Gambu in ward 15 under Cllr TE Mdladla	3,300.00	9/4/2024	9/2/2024	Yes
4	Ndlelezinhle Trading	Supply & delivery of 2 single wide three offices (BTO PARK HOMES) and single wide park home office unit (Planning)	1,111,500.00	8/22/2024	9/2/2024	Yes
5	Emakozeni Trading Enterprise CC	Accommodation for Ndz BTO officials attended the quotes evaluation meeting	8,280.00	8/16/2024	9/2/2024	Yes
6	Powervision Technologies	Hosting of emails and websites	38,977.40	8/19/2024	9/3/2024	Yes
7	Xaba M.A	Tyre repairs of the municipal vehicles	1,900.00	8/21/2024	9/3/2024	Yes
8	Ashley Gonzalves	Preparation fees and meeting attendance fees and presentation of 3th and 4th quarter audit committee meeting	15,645.00	8/16/2024	9/3/2024	Yes
9	Emakozeni Trading Enterprise CC	Accommodation for Dlamini PN, Mkhize N, Oliphant M, Khumalo It and Nkandi B	12,090.00	8/8/2024	9/3/2024	Yes
10	Fleet Side Trading	Request procurement of petrol for brush cutter used at Creighton center 89lt and Request procurement of petrol for brush cutters used at Creighton cemetery 89 lt	4,042.28	8/21/2024	9/3/2024	Yes
11	The Perks Family Trust	Rent October and levy.	7,390.00	9/4/2024	9/3/2024	Yes
12	Emakozeni Trading Enterprise CC	Accommodation for Dhlomo KE, Wela N, Taylor H, Holiwe N, Memela X, Ndz Youth and officials, Ndelu L, Basi N, Majola T, Gwala S, Sosibo P, Mchunu GK, Hadebe K, Phungula S, Makhathini B and Phoswa S.	234,552.83	9/12/2024	9/4/2024	Yes
13	Amandaba Funerals	Request funeral support of PL Shezi in ward 7 under Cllr SS P	3,300.00	8/13/2024	9/4/2024	YES
14	T.M and Z Trading & Projects	Request of groceries for Public service week (Mandela Day)	3,000.00	8/27/2024	9/4/2024	Yes
15	Emakozeni Trading Enterprise CC	Accommodation for Mtungwa P	1,800.00	8/8/2024	9/4/2024	Yes
16	Indwe Risk services (Pty) Ltd	A/R Annual renewal stated benefits (commercial)	61,400.00	8/24/2024	9/5/2024	Yes
17	Conan construction	Repairs & Maintenance of Gravel roads certificate 5	909,477.50	8/8/2024	9/5/2024	Yes
18	Underberg & Taxi Association	2 taxis that will transport senior citizens players to District Golden games selections on the 28 August 2024 at Ixopo sportsfield.	6,500.00	8/20/2024	9/5/2024	Yes
19	Emakozeni Trading Enterprise CC	Accommodation for Khumalo N, Mdladla Z, Ncama N and Xaba N attended Municipal Finance Management Programme in Durban Umhlanga.	19,560.00	8/12/2024	9/5/2024	Yes
20	Sqiki Trading (Pty) Ltd	Supply and deliver of chainsaws for mkhupheni construction	35,000.00	8/8/2024	9/5/2024	Yes
21	Harry Gwala District Municipality	Water statements	27,197.55	8/27/2024	9/6/2024	Yes
22	Emakozeni Trading Enterprise CC	Accommodation for Gumede B, Mkhize N, Ngcobo M	18,000.00	8/23/2024	9/6/2024	Yes
23	Mathutha Trading	Supply and delivery of cleaning material and stationery	406,818.25	8/20/2024	9/6/2024	Yes
24	Dzivi Trading	Procurement of disaster material 300 sponges and 300 blankets	187,200.00	8/15/2024	9/6/2024	Yes
25	Splenda JV Nkonyeni	Bulwer streetlight certificate 2	479,111.54	8/20/2024	9/6/2024	Yes
26	Shardesh Sewlal	Thonsini community hall & creche certificate 2	113,385.25	8/15/2024	9/6/2024	Yes
27	Shardesh Sewlal	Zwelisha creche certificate 2	43,860.86	8/15/2024	9/6/2024	Yes
28	Puff Emergency Services	Concrete of surfacing of Underberg road certificate 3	367,922.36	8/23/2024	9/6/2024	Yes
29	Cash	Licensing of municipal vehicles	1,344.00	9/6/2024	9/9/2024	Yes
30	Nated System	Supply, installation and configuration of electronic document and record management system	504,850.00	8/28/2024	9/9/2024	Yes
31	South African local Government Association	Membership levy for 2024/2025	1,114,060.00	8/20/2024	9/11/2024	Yes
32	Ms Priscilla Zanele Mjwara	Payment due to grass cutting incident	1,260.00	8/20/2024	9/12/2024	YES

33	Bulwer and donny taxi association	6 (15 seater) taxi's transport community memnbers who will attending wopen's day celebration at Nkwezela community Hall ward 9 on the 18 August 2024. Pick up point ward 07,09,10,11,12 and 13 and 9 x 15 seater taxis to transport maidens to Umkhosi womhlanga	72,000.00	9/2/2024	9/12/2024	Yes
34	Mr KM Dlamini	Payment due to grass cutting incident	5,500.00	8/20/2024	9/12/2024	YES
35	Emakozeni Trading Enterprise CC	Accomodation for Sondezi request funeral support of Ngcobo Sijabulile Herbert who was a resident in ward 06 under Cllr NG Dlamini	5,867.40	8/20/2024	9/12/2024	Yes
36	Amandaba Funerals	Catering of hand over and sod turning	3,300.00	9/4/2024	9/12/2024	Yes
37	Sovanisa Projects (Pty) Ltd	Catering for Sod turning, Himeville community hall ward 2	16,800.00	9/3/2024	9/12/2024	Yes
38	Ndwangu Enterprise (Pty) Ltd	Procurement of laptop and bag for Miss Sikhakhane -revenue unit	13,000.00	8/29/2024	9/12/2024	Yes
39	Dzivi Trading	Electricity for Tourism office, associated with number 54738401493	28,900.00	8/15/2024	9/12/2024	Yes
40	Cash	Cater for NDZ Libraries in reading competition	1,000.00	9/4/2024	9/12/2024	Yes
41	Keybullet Trading (Pty) Ltd	Accomodation for Bid Evaluation Committee	8,028.00	8/22/2024	9/12/2024	Yes
42	Emakozeni Trading Enterprise CC	Request funeral support of SN Gambu in ward 15 under Cllr TE Mdladla	13,000.00	8/23/2024	9/12/2024	Yes
43	Amandaba Funerals	Catering for Golden games	3,300.00	9/4/2024	9/12/2024	Yes
44	Amaphemba Trading Enterprise	Catering for ward 1 war room mens imbizo on the 30 July 2024	12,200.00	8/29/2024	9/12/2024	Yes
45	Mvelo Matha (Pty) Ltd	Tent for golden games, sound system, generator and mobile toilets	4,325.00	8/27/2024	9/12/2024	YES
46	Inkathazo Group (Pty) Ltd	Catering for 80 people attended youth camp from 21-23 August 2024 at Glencair	18,489.00	8/20/2024	9/12/2024	Yes
47	T.M and Z Trading & Projects	Provision of security services for the Month	30,000.00	8/27/2024	9/12/2024	Yes
48	Mhlongo Security (Pty) Ltd	Payment for Xaba for tyre repairs of the municipal vehicles.	1,729,139.31	9/6/2024	9/13/2024	Yes
49	Xaba M.A	Request to advertise the draft IDP/Budget/PMS/SDF 2025/26 framework and process plan	1,320.00	9/5/2024	9/13/2024	Yes
50	Sombizi Holdings	2 taxis1 (22 seater) and 1 (15 seater)taxis that will transport senior citizens players to distrct Golden games selections on the 28 August 2024 at Ixopo sport field and 2 X 15 Seater taxis to transport learners from their respective schools to Gleincain farm to a youth camp on the 21 August 2024 check-in and check-out 23 August 2024.	6,762.00	8/27/2024	9/13/2024	Yes
51	Bulwer and donny taxi association	2024 ILGM Conference (19 & September 2024) - registration fee	33,000.00	8/29/2024	9/13/2024	Yes
52	Institute for local government management	Newspaper advert, advertise contract management officer on provisional newspaper and advertise the draft idp/budget/PMS/SDF 2025/2026	14,000.00	9/9/2024	9/13/2024	Yes
53	Sombizi Holdings	Request of groceries for Golden games at Nhlanhleni sportfield - ward 02.	18,809.40	8/27/2024	9/13/2024	Yes
54	Amancwabane Trading Enterprise	Request of for funeral support of Dlamini Abongiwe Snothando who was a resident in ward 10 under Cllr T Bhengu	6,500.00	8/14/2024	9/13/2024	Yes
55	Amandaba Funerals	Accomodation for Bose N, Khumalo N, Xaba N, Ncama N and Mdladla Z	3,300.00	9/4/2024	9/13/2024	Yes
56	Emakozeni Trading Enterprise CC	Funeral support of Dlamini Jabulile Primrose in ward 10	27,000.00	9/4/2024	9/13/2024	Yes
57	Amandaba Funerals	Accomodation for Dlamini MW and Radebe S	3,300.00	9/4/2024	9/13/2024	Yes
58	Emakozeni Trading Enterprise CC	5% being retention fee of R111 500 for blinds that were not installed as part of supply & delivery of 3 single wide 3 offices.	8,660.00	9/5/2024	9/13/2024	Yes
59	Ndlelezhle Trading	Local newspaper advert for 10 tenders and PA to community and handyman on one provisional newspaper	58,500.00	9/5/2024	9/13/2024	Yes
60	Sombizi Holdings		32,574.90	8/28/2024	9/13/2024	Yes

99	Amandaba Funerals	Request of for funeral support of Dlamini Abongiwe Snothando who was a resident in ward 10 under Cllr T Bhengu	3,300.00	9/4/2024	9/20/2024	Yes
100	Early works 266 (Pty) Ltd	Rental for 2024/10, service charge and voice calls	53,304.80	9/2/2024	9/20/2024	Yes
101	Ndwangu Enterprise (Pty) Ltd	Cooker for Golden games, womens day and Council meeting for 40 people scheduled to be on 22/08/2024 .	11,499.00	9/4/2024	9/20/2024	Yes
102	Cash	Licensing of Municipal vehicles	1,250.00	9/9/2024	9/20/2024	Yes
103	Gcwabe Construction and developers	Request for grocery items for 320 maidens and metrons who will be attending Umkhosi Wezintombi zase Harry Gwala	16,590.00	9/2/2024	9/20/2024	Yes
104	Khalimeshe Maintenance & Construction	THIS MEMO SERVES TO REQUEST 3 NON FLUSHING TOILETS FOR PEOPLE WHO WILL BE ATTENDING WOMENS DAY AT WARD 9 NKWEZELA COMMUNITY HALL ON THE 27TH AUGUST 2024 AT 8H30	9,970.00	9/4/2024	9/20/2024	Yes
105	Inkathazo Group (Pty) Ltd	Request for tent, sound system with generator and toilets for Golden Games at Nhlanhleni on the 14 August 2024.	7,800.00	9/10/2024	9/20/2024	yes
106	Eskom Bulwer CSC	Eskom September statement	40,145.74	9/17/2024	9/23/2024	Yes
107	Eskom Himeville Post Office	Eskom September statement	12,898.14	9/19/2024	9/23/2024	Yes
108	Eskom Dump Compound	Eskom September statement	8,026.91	9/19/2024	9/23/2024	Yes
109	Eskom Kilmun horse racing	Eskom September statement	7,868.68	9/19/2024	9/23/2024	Yes
110	Eskom Lot3 smith street	Eskom September statement	14,065.34	9/19/2024	9/23/2024	Yes
111	Eskom public toilets main street	Eskom September statement	251.41	9/19/2024	9/23/2024	Yes
112	Eskom Underberg taxi rank	Eskom September statement	10,296.55	9/19/2024	9/23/2024	Yes
113	Eskom Himeville area	Eskom September statement	7,671.77	9/19/2024	9/23/2024	Yes
114	Eskom Bulwer taxi rank	Eskom September statement	5,615.45	9/19/2024	9/23/2024	Yes
115	Mr CL Nueper	Refund of credit on account 265955	2,795.51	9/12/2024	9/27/2024	Yes
116	BG Mazongolo Construction	Construction of Centocow taxi rank phase 3 certificate 3	493,807.71	9/10/2024	9/27/2024	Yes
117	BG Mazongolo Construction	Siyathuthuka creche certificate 1	390,029.40	9/9/2024	9/27/2024	Yes
118	Splenda JV Nkonyeni	Bulwer streetlight certificate 3	591,310.51	9/9/2024	9/27/2024	Yes
119	Majiki Construction and plant hire	Construction of Thonsini community hall certificate 1	442,290.00	9/9/2024	9/27/2024	Yes
120	Ukwazi Home Development	Construction of Khubeni creche certificate 1	124,788.80	9/10/2024	9/27/2024	Yes
121	Ukwazi Home Development	Installation of storm water pipes in ward 1,2,3,4,5,6,8,9,10,11,12,313 and 14	492,660.00	9/20/2024	9/27/2024	Yes
122	Mathutha Trading Enterprise	Maintenance of Kwapitela sport field certificate 4 - release of retention	25,171.35	9/11/2024	9/27/2024	Yes
123	Buhlebezwe Trading (Pty) Ltd	Renovation of Kilmon sports field certificate 3-release of retention	20,572.50	9/13/2024	9/27/2024	Yes
124	PDP RENEWAL	PDP Renewal for Malibongwe Dlamini	610.00	9/25/2024	9/27/2024	Yes
125	Trophy International	Requisition for the municipal branding of the trophies for the matric awards ceremony scheduled to be held on the 8th February 2024, at Bulwer Hall.	4,500.00	9/11/2024	9/27/2024	Yes
126	Sombizi Holdings	Request for an advert for the final IDP/Budget/PMS/SDF 2025/2026 Framework & process plan	4,636.80	9/13/2024	9/27/2024	Yes
127	Mrs V Dusubana	Sitting fee for attending APAC meeting held on the 30/08/2024	1,717.50	8/30/2024	9/27/2024	Yes
128	Enviro serv	Removal of waste from Himeville transfer station certificate 9	259,965.39	9/10/2024	9/27/2024	Yes
129	Tununu J Trading (Pty) Ltd	PWBS is requesting an air conditional service provider to supply and install air conditioners for Himeville offices.	104,044.00	9/11/2024	9/27/2024	Yes
130	Emakozeni Trading Enterprise CC	Accommodation for Ndz officials, Nzimande Stindle and Zulu Fezeka.	41,815.20	9/16/2024	9/27/2024	Yes
131	Amaphemba Trading Enterprise	Request for disaster advisory forum refreshment for 25 people	9,800.00	9/12/2024	9/27/2024	Yes
132	The Perks Family Trust	Rent August and levy.	7,390.00	9/4/2024	9/27/2024	Yes
133	Institute for local government management	2024 iIGM Conference (19 &20September 2024) - registration fee	5,000.00	9/11/2024	9/27/2024	Yes

134	Sanokuhle Trading & Projects	Catering for sod turning in ward 4 on 30-08-2024	15,000.00	9/6/2024	9/27/2024	Yes
135	TPA Consulting CC	Design, oversee & manage Hlabeni community hall.	22,873.64	9/10/2024	9/30/2024	Yes
136	Powervision Technologies	Hosting of emails and websites	9,077.40	9/20/2024	9/30/2024	Yes
137	The institute of Risk management South Africa	2024 annual membership fees : Associate and Non refundable application fee.	3,254.50	9/20/2024	9/30/2024	YES
138	Mntambo Financial Consulting CC	Internal audit : review of interim and final financial statements	180,000.00	9/3/2024	9/30/2024	Yes
139	Emakozeni Trading Enterprise CC	Accomodation for Sethunsa S, Zondi S, Zulu F and Nzimande S	9,501.30	10/9/2024	9/30/2024	Yes
140	Petal Office Trading CC	Branding of Municipal vehicles	135,918.50	9/9/2024	9/30/2024	Yes

13,829,395.18

Prepared By :IT Khumalo

Signature: _____



Reviewed by : MP Mtungwa

Signature: _____



DR NKOSAZANA DLAMINI ZUMA LOCAL MUNICIPALITY		
HIGHEST PAID CREDITORS FOR SEPTEMBER 2024		
SUPPLIER	DESCRIPTION	AMOUNT
Mhlongo Security (Pty) Ltd	Provision of security services for a period of 3 years.	1 729 139.31
Conan construction	Repairs & Maintenance of Gravel roads certificate 5 and 4	1 238 722.50
South African Local Government Ass	Membership levy for 2024/2025 @ 1%	1 114 060.00
Ndlelezinhle Trading	Supply & delivery of 2 single wide three offices (BTO PARK HOMES) and single wide park home office unit. (Planning)	1 111 500.00
Splanda JV Nkonyeni	Bulwer streetlight certificate 2 and 3	1 070 422.05
Maleh Development and Constructio	Concrete surfacing of Tarsvalley and Mqatshehi access road certificate 3 and 2	850 563.42
BG Mazongolo Construction	Construction of Centocow taxi rank phase 3 certificate 3 and	883 837.11
Ukwazi Home Development	Siyathuthuka creche certificate 1	617 448.80
Majiki Construction and plant hire	Construction of Khubeni creche certificate 1 & installation of water pipes	442 290.00
Mathutha Trading	Construction of Thonsini community hall certificate 1	
	Supply and delivery of cleaning material and stationery & maintenance of Kwapiela sportfield certificate 4-release of retention	431 989.60
TOTAL		9,489 972.79

IT Khumalo

Reviewed by: MP Mtunqwa

Signature:



Signature



DR NKOSAZANA DLAMINI ZUMA LOCAL MUNICIPALITY
REPORT FOR CREDITORS PAID WITHIN 30 DAYS IN SEPTEMBER 2024

Number of Payments	COMPLIED	NOT COMPLETED	PERCENTAGE
140	140		100%

Prepared by: IT Khumalo

Signature:  _____

Reviewed by: MP Mtungwa

Signature:  _____

EASTN	RMB	KZ46	Dz	Nicosiyanu Zuma	EPAM	AMAKUZA	5981112613	5987912082	37197395443	CHAGWE NONATHING	PAU128801	NOMBO	PO BOX	SAL	20	EBEST	2024-08	SEP24	1	50	1.944	16	97,2	14,58	111,78
EASTN	RMB	KZ46	Dz	Nicosiyanu Zuma	EPAM	AMAKUZA	5982242558	5984178118	37197395650	NSINDANE SHABURILE	PAU128802	NOMBO	PO BOX	SAL	20	EBEST	2024-08	SEP24	1	50	1.944	16	97,2	14,58	111,78
EASTN	RMB	KZ46	Dz	Nicosiyanu Zuma	EPAM	AMAKUZA	5984156679	5984342777	37197395650	NZIMANDE SONONDO	PAU128803	NOMBO	PO BOX	SAL	20	EBEST	2024-08	SEP24	1	50	1.944	16	97,2	14,58	111,78
EASTN	RMB	KZ46	Dz	Nicosiyanu Zuma	EPAM	MAATSIENI	5984416088	5984416866	4201087000	MTSHANE LAMADIVA	PM77415	MAATSIENI	SAL	20	EBEST	2024-08	SEP24	1	50	1.944	16	97,2	14,58	111,78	
EASTN	RMB	KZ46	Dz	Nicosiyanu Zuma	EPAM	MAATSIENI	5984416089	5984416866	4201087000	MTSHANE LAMADIVA	PM77415	MAATSIENI	SAL	20	EBEST	2024-08	SEP24	1	50	1.944	16	97,2	14,58	111,78	
EASTN	RMB	KZ46	Dz	Nicosiyanu Zuma	EPAM	BETHLEHEM	5988927791	5988927508	4237613387	DLAMINI LINDALE	BVR242929	BEHELA	CNL PRG	SAL	20	EBEST	2024-08	SEP24	1	50	1.944	16	97,2	14,58	111,78
EASTN	RMB	KZ46	Dz	Nicosiyanu Zuma	IND	LINDSEBING	5990184364	5990184366	7800059966	LIKOBAT NOKWANA J	LINDRO04	BEHELA	SAL	20	EBEST	2024-08	SEP24	1	50	1.944	16	97,2	14,58	111,78	
EASTN	RMB	KZ46	Dz	Nicosiyanu Zuma	EPDP	PIELA	5976361017	5976361862	37200342630	DLANGISA MTOBECHITHI	PP5444	KWAZIUS	BEHELA	SAL	20	EBEST	2024-08	SEP24	1	50	1.944	16	97,2	14,58	111,78
EASTN	RMB	KZ46	Dz	Nicosiyanu Zuma	EPHA	HL ANDHANNI	5984023384	5984023117	701178104	KUMBEKE VELAMBE	HL41824	HL ANDHANNI	SAL	50	EBEST	2024-08	SEP24	1	50	1.944	16	97,2	14,58	111,78	
EASTN	RMB	KZ46	Dz	Nicosiyanu Zuma	E	ENKELBANTWANA	5990303805	5992441192	37197395390	ZONDI THELELE	ESE0407	MAFOLA	PO BOX	SAL	20	EBEST	2024-08	SEP24	1	50	1.944	16	97,2	14,58	111,78
EASTN	RMB	KZ46	Dz	Nicosiyanu Zuma	E	ENKELBANTWANA	5994377298	5994377490	4266781800	MOLLEE J	ED43	MOUSE	R 1	60	EBEST	2024-08	SEP24	1	50	1.944	16	97,2	14,58	111,78	

Expenditure Management

For

First Quarter

EXPENDITURE MANAGEMENT REPORT FOR THE PERIOD OF July 2024

AUTHOR	:	Chief Financial Officer(MP)
Levels	:	1 st Level –MANCO
	:	2 ND Level- Committee
	:	3 RD Level-Exco
	:	4 th Level-Council

2. PURPOSE

To report to the committee on the payments made during the month of JULY 2024

3. LEGAL REQUIREMENTS

- MFMA Act NO .56 of 2003

4. BACKGROUND AND REASONING

The accounting officer of a municipality is responsible for the management of the expenditure of the municipality. The accounting officer must take all reasonable steps to ensure that the municipality has and maintains an effective system of expenditure control, including procedures for approval, authorisation, withdrawal and payments of funds

The accounting officer must also make sure that the municipality has and maintains a system of internal control in respect of creditors and payments, that payments by the municipality are made directly to the person to whom it is due unless agreed otherwise for reasons as may be prescribed, and that all money owing by the municipality be paid within 30 days of receiving the relevant invoice or statement, unless prescribed otherwise for certain categories of expenditure.

5. FINANCIAL IMPLICATIONS

No financial implications

6. STAFF IMPLICATIONS

No staff implications

7. Annexures

- Payment listing DR Nkosazana Dlamini Zuma Municipality
- Top ten creditors
- Free basic electricity

8. RECOMMENDATIONS

That this report noted by the committee

DR NKOSAZANA DLAMINI ZUMA LOCAL MUNICIPALITY

LIST OF PAYMENTS MADE IN THE MONTH July 2024		DESCRIPTION	AMOUNT	DATE OF PAYMENT	DATE	COMPLI
NO	SUPPLIER NAME	DESCRIPTION	AMOUNT	DATE OF PAYMENT	DATE	COMPLI
1	Deed Registration	Conduct title deeds searches and confirm /verify ERF ownership, confirm ownership for general valuation roll.	2,058.50	24/06/25	7/1/2024	Yes
2	NINY Health	Medical Practitioners to provide full Medical examinations to our employees who are due for Medicals	12,236.00	24/06/18	7/1/2024	Yes
3	Harvey World	Shuttle services for Khumalo X	1,500.00	24/06/20	7/1/2024	Yes
4	TM and Z Trading	Request for 6 hot platter & 6 sandwich platter,60 soft drinks,60 Bottle Water 500ml, for stakeholders engagement meeting.	7,860.00	24/06/25	7/1/2024	Yes
5	Regency office	Procurement of Office chairs for Mrs. TP Nsindane and Ms. JB Sosibo (Revenue Unit)	14,490.00	24/06/15	7/1/2024	Yes
6	Ndwangu Enterprise	Request for cleaning material for EPWP Staff, 30 mops, 30 brooms	5,500.00	24/06/20	7/1/2024	Yes
7	NINY Health	Request for Medical practitioners to provide fully fledged mobile clinic facility to conduct full medical examination with reports for 50 employees	25,879.60	24/06/18	7/1/2024	Yes
8	Patais	Request for hand over projects plaques for creches & community halls	1,650.00	24/06/23	7/1/2024	Yes
9	Sigondile Trading	Request for catering including 100% juice for 220 people who will be attending child protection week on the 16 may 2024 at 10h00 Mlindeli community	28,380.00	24/06/17	7/1/2024	Yes
10	Isite	Request for a Apple USB-C Digital AV adapter (multifunction port) & for a USB Portable hard driver	5,471.13	24/06/24	7/1/2024	Yes
11	Harvey World	Accommodation for Ms L Mhiamvu attending Bid Spec meeting	1,800.00	24/06/23	7/1/2024	Yes
12	CMAM	Training for H, Taylor, N Khuboni and L Hlengwa	21,907.50	24/06/26	7/1/2024	Yes
13	Eskom Bulwer CSC	June statements	35,752.43	24/06/28	7/1/2024	Yes
14	South African Society	Membership for S Ngcobo and training	8,000.00	24/06/28	7/1/2024	Yes
15	Fano	Request or lunch for an EXCO Meeting on 22 February 2024, committee will be discussing portfolio committee reports.	3,100.00	24/06/24	7/1/2024	Yes
16	Game Stores	Bursary for Nosipho Maharaj	69,437.40	24/06/21	7/2/2024	Yes
17	Powervision Technology	Hosting emails and websites	1,359,012.50	24/06/27	7/2/2024	Yes
18	Magubane Plant Hire	Poloway, Mtsheki access road ,Cabazi ,Mpengwana and Zondi to Mazeka Blading/roadbed formation	2,227,780.00	24/06/24	7/2/2024	Yes
19	Conan Construction	Masinga road ,Gearbox road ,Nkelabantwana Primary access road Blading,gravel importation and tipping ,rip and recompact	7,308.84	24/06/27	7/1/2024	Yes
20	Kemba Trading	PWBS is requesting an electrical service provider to replace the following : 4core (3phase+N) Copp	277,380.00	24/06/25	7/1/2024	Yes
21	Mathutha Trading	Supply and delivery of laptops and computer accessories.	186,144.00	24/06/28	7/1/2024	Yes
22	Puff Emergency services	Concrete surfacing of underberg road phase4 certificate 1	325,759.75	24/06/26	7/1/2024	Yes
23	TPA Consulting	Testing centre professional fees certificate 1	902,000.00	24/06/28	7/1/2024	Yes
24	BG Mazongolo	Construction of Centocow taxi rank phase3 certificate1	71,250.00	24/06/24	7/1/2024	Yes
25	Ndu B Trading	Construction of OSS House certificate 2	26,841.49	24/06/21	7/1/2024	Yes
26	Shardesh Sewlal	Creighton storage certificate 5	267,357.57	24/06/27	7/1/2024	Yes
27	Enviroserv	Removal of waste from himeville transfer station				

28	Ukwazi Home Development	Renewal of Dlamini access road certificate 1	448,980.00	24/06/27	7/11/2024	Yes
29	FMA Engineers	Ndlangisa pedestrian bridge certificate2	75,000.00	24/06/28	7/11/2024	Yes
30	Ukwazi Home Development	Renewal of coachmans & close pin lane road	488,980.00	24/06/24	7/11/2024	Yes
31	Ukwazi Home Development	Underberg town upgrade phase2 certificate 7	162,946.39	24/06/28	7/11/2024	Yes
32	Nduna Organisation	Supply and installation of prefabricated toilets at Donnybrook cert4	9,500.00	24/06/28	7/11/2024	Yes
33	Nduna organisation	Supply and installation of prefabricated toilets at Donnybrook cert3	63,099.00	24/06/26	7/11/2024	Yes
34	Ukwazi Home Development	Sizamokuhle creche certificate 6	273,596.11	24/06/21	7/11/2024	Yes
35	Masakhekulunge Project	Creighton sport centre phase2 certificate 4	411,850.00	24/06/20	7/11/2024	Yes
36	Siyajuluka JV Ukwazi	Himeville Business hives certificate 11	276,624.35	24/06/26	7/11/2024	Yes
37	Isuzu Motors	Supply and delivery of double cab	695,370.74	2024/06/27	7/11/2024	Yes
38	Ukwazi Home Development	Construction of Gala creche certificate 6	262,575.70	2024/06/28	7/11/2024	Yes
39	Maleh Development	Concrete surfacing of Tarsvalley access road certificate 1	296,635.31	24/06/24	7/11/2024	Yes
40	Maleh Development	Concrete surfacing of Mandawe access road certificate 1	278,910.81	24/06/24	7/11/2024	Yes
41	Mobile Telephone	Internert services	61,101.04	24/06/13	7/11/2024	Yes
42	Sqgiki Trading	Supply & delivery supeglue for barcoding of assets	2,000.00	24/06/26	7/11/2024	Yes
43	JM Talbot Speedy Locksmith	Call out to attend two safes and install new lock chubb safe	9,269.00	24/06/26	7/11/2024	Yes
44	Ndelezinhle Trading	Supply and delivery of physical science kits	150,000.00	24/06/27	7/11/2024	Yes
45	Mobile Telephone	Cellphones for Staff and Councillors	347,236.58	24/06/12	7/11/2024	Yes
46	S Madonda	refund for pound fees	440.00	24/06/25	7/11/2024	Yes
47	N Gedze	Preparation and attending special APAC meeting	5,725.00	24/06/25	7/11/2024	Yes
48	Ashely Gonzalves	Preparation and attending audit committee	14,155.00	24/06/27	7/11/2024	Yes
49	VE Dlamini	Preparation and attending performance audit committee meeting	7,450.00	24/06/27	7/11/2024	Yes
50	Ngidi Smiso	Preparation and attending performance audit committee meeting	7,442.50	24/06/27	7/11/2024	Yes
51	Blue Cycle Trading	Development for BCP Committee	199,999.98	24/06/27	7/11/2024	Yes
52	Dusubana Vuyokazi	Preparation and attending performance audit committee meeting	8,358.50	24/06/27	7/11/2024	Yes
53	Blue Cycle Trading	Development of three year comprehensive information & communication technology strategy	195,500.00	24/06/27	7/11/2024	Yes
54	Black Nation	Mayoral cup at Bhambatha	1,000.00	24/06/11	7/11/2024	Yes
55	Rovers FC	Youth games at ward level	1,500.00	24/06/11	7/11/2024	Yes
56	Moja	Mayoral cup at Bhambatha	1,000.00	24/06/27	7/11/2024	Yes
57	Ukwazi Home Development	Lwazi creche certificate 5	242,420.15	24/06/26	7/11/2024	Yes
58	Total Computer services	Software licence fee	19,587.95	24/06/28	7/11/2024	Yes
59	Cab Holdings	Statements for May	4,552.47	24/06/28	7/11/2024	Yes
60	Sivadudula Construction	Maintenance of Creighton main office driveway	412,451.05	24/06/24	7/11/2024	Yes
61	Ukwazi Home Development	Construction of mnywameni/masamenti hall certificate5	356,372.15	24/06/28	7/11/2024	Yes
62	Mntambo Consulting	Request for Internal Audit Consultant for IA projects	93,840.00	24/06/27	7/15/2024	Yes
63	Phiwokuhle Trading	Supply and delivery of fencing material	64,180.00	24/06/27	7/15/2024	Yes
64	Mthwalonzima	Artist performing at IDP Roadshow 2024/2025	1,000.00	24/06/28	7/16/2024	Yes
65	Samke Cele	Artist performing at IDP Roadshow 2024/2025	1,000.00	24/06/28	7/16/2024	Yes
66	Reach of Clouds	Artist performing at IDP Roadshow 2024/2025	1,000.00	24/06/28	7/16/2024	Yes
67	Amaphikankani	Artist performing at IDP Roadshow 2024/2025	1,000.00	24/06/28	7/16/2024	Yes
68	Izintombi zokuthulo	Artist performing at IDP Roadshow 2024/2025	1,000.00	24/06/28	7/16/2024	Yes
69	Incwadencane	Artist performing at IDP Roadshow 2024/2025	1,000.00	24/06/28	7/16/2024	Yes
70	Amatshishi Amhlophe	Artist performing at IDP Roadshow 2024/2025	1,000.00	24/06/28	7/16/2024	Yes
71	Inkabiyehashi	Artist performing at IDP Roadshow 2024/2025	1,000.00	24/06/28	7/16/2024	Yes

72	Dandile Group	Artist performing at IDP Roadshow 2024/2025	1,000.00	24/06/28	7/16/2024	Yes
73	NDZ Group	Artist performing at IDP Roadshow 2024/2025	1,000.00	24/06/28	7/16/2024	Yes
74	Mhlongo Security	Security provided for JULY	1,730,059.29	24/07/10	7/16/2024	Yes
75	Sawuti Trading	Supply and delivery of laptops and backpacks	390,400.00	24/06/28	7/16/2024	Yes
76	KBM Mzimela	Travelling attending court at durban	969.48	24/06/28	7/16/2024	Yes
77	KBM Mzimela	Travelling attending court at durban	972.98	24/06/28	7/16/2024	Yes
78	Cash	Deposit for car hire / courtesy vehicle at Avis.	2,000.00	24/07/05	7/16/2024	Yes
79	Konika Minolta	Black & white copies and rental June	61,739.25	24/06/20	7/16/2024	Yes
80	Eyegeza Trading	Supply and delivery of fencing material - barbed wire x5 rolls and barbed wire 50kg	26,500.00	24/06/27	7/18/2024	Yes
81	Sepulamoya Trading	Request of garden tools to be delivered during public service week.	22,450.00	24/06/27	7/18/2024	YES
82	Diakadia Trading	Request service provider to cut trees and clean area. trees are nearby municipal buildings x6 specification is attached.	39,000.00	24/06/28	7/18/2024	Yes
83	Siyadudula Construction	Supply & deliivry of fully-fledged tyre fitness container.	398,400.00	24/06/24	7/18/2024	Yes
84	BPG Mass Appraisal	5.4 GV Roll close out report,objection close out report, updating of valuation roll and SV roll out report 50%	16,631.22	24/06/28	7/18/2024	Yes
85	Ayanda Mbanqa	Request for advert to be placed in the newspaper for 2024/25 final SDBIP and the senior managers performance agreements	2,130.80	24/06/28	7/18/2024	Yes
86	Isuzu Motors	Double cab vehicle with canopy and sail covered windows (manual transaction) 4x4 white in colour	782,133.24	24/06/28	7/18/2024	Yes
87	Real supplier	Procurement of car washing wax liquid 25 litres	11,700.00	24/06/28	7/18/2024	Yes
88	Sparks And Ellis	Supply and delivery of protective clothing for fire, disaster and pound unit.	339,773.35	24/06/23	7/18/2024	Yes
89	Phohlopho Trading	Supply and deliver kitchen sink mixer, supply and delivery of 15mm tap(brass)	6,555.00	24/06/28	7/18/2024	Yes
90	NDZ- EMAKOZENI	Accommodation for Zulu Fezeka, Zondi Siphephelo, Sethuntsa, Msomi PS, Makhathini Qinisela, Mbatha Sibukeleni and Khoza Nouduzo.	15,910.00	24/06/28	7/18/2024	Yes
91	Amandaba Funerals	Funeral support for Diamini family, Mbanjwa family and Sabela family	9,300.00	24/06/27	7/18/2024	Yes
92	Kemba Trading	Maintenance and installation of municipal building electrical works	50,936.42	24/06/27	7/18/2024	Yes
93	Shemuntu And Sons	Request Cleaning material for PWBS and EPWP staff Pine gel 25lt x20	13,225.00	24/06/26	7/18/2024	Yes
94	Inkazimulo Trading	Request or service provider to conduct training for 20 employees; Demonstrate understanding of occupational health and safety legislation in the workplace.	74,175.00	24/06/24	7/18/2024	Yes
95	Mathutha Trading	Supply and delivery of farming equipment,supply and delivery toilet paper	96,370.00	24/06/24	7/18/2024	Yes
96	Harry Gwala FM	Request for a radio slot for the Mayor to do a detailed presentation on municipal programmes & projects and also on good governance.	15,000.00	24/06/27	7/18/2024	Yes
97	Mhlabane Trading	Request for business support to SAMA trading. Specification :Oven (Baking) , Baking Trays, Microwave, Fridge, Potato cutter machine, Electric Pan	60,954.50	24/06/19	7/18/2024	Yes
98	Amaphemba Trading	Request for a purchase of R2.25m branded wall banner & 2x0.85m tall pull-up banner with the above specifications	19,500.00	24/06/27	7/18/2024	Yes

99	Ndwangu Enterprise	Request for 2 hot platters 2 cold platters and 30 soft drinks for Parks and Cemetery awareness campaign on the 27 June in Underberg.	4,000.00	24/06/27	7/18/2024	Yes
100	Dzivi Trading	Request for lunch for ward committee meeting that will take place on the 27.06.2024 at 10:00 at Bulwer Hall.	19,385.00	24/06/28	7/18/2024	Yes
101	TM and Z Trading	Request for 3 x 20litre of cream paint for Public Service week in July.	6,450.00	24/06/27	7/18/2024	Yes
102	Eskom creighton	July statements	10,350.48	24/07/19	7/23/2024	Yes

103	Eskom old post office	July statements	2,523.35	24/07/19	7/23/2024	Yes
104	Eskom health committee	July statements	17,062.90	24/07/19	7/23/2024	Yes
105	Eskom animal pound	July statements	5,034.62	24/07/19	7/23/2024	Yes
106	Eskom free basic electricity	July statements	62,500.86	24/07/19	7/23/2024	Yes
107	Eskom underberg taxi rank	July statements	14,336.01	24/07/19	7/23/2024	Yes
108	Eskom himeville area	July statements	10,589.21	24/07/19	7/23/2024	Yes
109	Eskom mackenzie street	July statements	4,901.26	24/07/19	7/23/2024	Yes
110	Eskom Bulwer	July statements	15,087.44	24/07/19	7/23/2024	Yes
111	Eskom bulwer Taxi rank	July statements	4,319.61	24/07/19	7/23/2024	Yes
112	Eskom Public toilets	July statements	207.05	24/07/19	7/23/2024	Yes
113	Eskom klimorn horse racing	July statements	24/07/19	24/07/19	7/23/2024	Yes
114	Eskom nkwezela sportfield	July statements	19,671.87	24/07/19	7/23/2024	Yes
115	Eskom himeville pound	July statements	3,126.88	24/07/19	7/23/2024	Yes
116	Eskom creighton local authority	July statements	13,908.02	24/07/19	7/23/2024	Yes
117	Harvey World	Accomodation for presiding officer Sibisi	3,258.00	24/06/28	7/25/2024	Yes
118	Sipho Glad Construction	Bulwer asphalts surfacing phase8 certificate 7	538,289.84	24/06/25	7/25/2024	Yes
119	Ziphelele Planning And Environmental	Review of housing sector plan	42,581.05	24/06/25	7/25/2024	Yes
120	Ukwazi Home Development	Zidweni access road certificate 1	563,960.00	24/06/28	7/25/2024	Yes
121	Kwakhazimula Trading	Request for the supply and delivery of PWBS Staff t-shirts	24,436.00	24/06/28	7/25/2024	Yes
122	MS Sibisi	Presiding on the matter between Ndz Municipality V Mr Dlamini N	5,681.00	24/06/28	7/26/2024	Yes
123	The Don Ira Family	July rental	5,504.90	24/07/02	7/26/2024	Yes
124	Eskom streetlight himeville	July statements	9,815.63	24/07/23	7/26/2024	Yes
125	Eskom underberg streetlight	July statements	11,201.40	24/07/23	7/26/2024	Yes
126	Eskom Bulwer csc	July statements	42,021.64	24/07/23	7/26/2024	Yes
127	Eskom streetlight bulwer pholela	July statements	3,865.28	24/07/23	7/26/2024	Yes
128	MA Xaba	Repairs for municipal vehicles	1,140.00	24/07/24	7/26/2024	Yes
129	Conan Construction	Regravelling of Masinga access road and Blading of Mabi access road	596,965.00	24/07/09	7/26/2024	Yes
130	Mchlobomvu Civils	Construction of Hlabeni hall certificate 8	254,151.60	24/07/04	7/26/2024	Yes
131	Gigfaro	Training for H,Taylor,N Wela,N Sosibo,N Mrintso and Z Zuma	18,450.00	24/07/19	7/26/2024	Yes
132	Institute of municipal Engineering of South Africa	Subscription for Radebe	720.00	24/07/12	7/26/2024	Yes
133	Mancosa	Busary for P Mbanjwa	32,200.00	24/07/19	7/26/2024	Yes
134	Earlyworks	Business call and rental	53,418.10	24/07/09	7/26/2024	Yes
135	Post Office	Renewal of municipal post box	710.00	24/07/15	7/26/2024	Yes
136	BPG Mass Appraisal	Updating valuation report july 2024	5,119.80	24/07/11	7/26/2024	Yes
137	BPG Mass Appraisal	VRMS Licence fee July to June 2024	14,419.00	24/07/11	7/26/2024	Yes
138	Ukwazi Home Development	Construction of mywaneni/masameni hall certificate6	247,954.57	24/06/28	7/26/2024	Yes
139	SA Post Office	Licensing fees for municipal vehicles	138,360.00	24/07/15	7/26/2024	Yes
140	Gigfaro	Training for M Mtungwa	3,750.00	24/07/11	7/26/2024	Yes
141	Xaba MA	Repairs for municipal vehicles	2,300.00	24/07/13	7/26/2024	Yes
142	University of Johannesburg	Busary for K Phoswa	26,300.00	24/07/19	7/26/2024	Yes
143	Shardesh Sewlal	Siyathuthuka creche certificate 1	205,399.22	24/07/01	7/26/2024	Yes
144	Shardesh Sewlal	Zwelisha creche certificate 1	205,632.82	24/07/01	7/26/2024	Yes
145	Shardesh Sewlal	Khubeni creche certificate 1	204,302.20	24/07/01	7/26/2024	Yes
146	Eskom shopping complex	June statements	19,812.13	24/06/28	7/26/2024	Yes

Salga	Task job evaluation cost 2024	24/06/28	7/26/2024	Yes
147 M Sibisi	Attending a case of N Luswazi	8,250.00	24/06/28	Yes
148 Mark Povall	Travelling on attending meeting MPT	7,369.00	24/06/28	Yes
149 Luthuli & Sithole	Lawyer to clean with an authorised development at Donnybrook	1,120.23	24/06/28	Yes
150 Mark Povall	Attending MPT Meeting	6,468.78	24/06/28	Yes
151 Splenda JV Nkonyeni	Greater Ngwagwane p6certificate 7.Sandanezwe p6 certificate6	14,678.00	24/06/28	Yes
152 Conan Construction	Maintenance of Municipal gravel roads certificate 2	908,725.32	24/07/22	Yes
153 Cigfaro	Training for AFS Audit and Fin for T Khumalo	1,502,475.00	24/07/22	Yes
154 CMAM	Municipal leaders development programme 30 and 31 July 2024-Mr Vezi N	3,450.00	24/07/26	Yes
155 Ukwazi Home Development	Construction of Gala creche certificate 5	6,152.50	24/07/21	Yes
156 Regent Business School	Busary for Nokwanda Chule	12,916.80	24/06/28	Yes
157 Special Investigation unit	Providing forensic investigation in terms of proclamation R23 OF 2022 COVID -19 allegations	30,300.00	24/07/26	Yes
158 Ziphelele Planning /Accra Group	Development of creighton subdivisonal layout	97,272.50	24/07/29	Yes
159 Umhlaba Consulting	OVVO Buiding plans management system software license	51,567.84	24/07/26	Yes
160 Mancosa	Busary for I Mazibuko	39,215.00	24/07/26	Yes
161 Lanrec	Maintenance of creighton pound certificate 4	32,200.00	24/07/26	Yes
162 Powervision Technology	Hosting emails and websites	9,845.00	24/07/26	Yes
163		9,077.40	24/07/29	Yes
		22,324,011.13		

Prepared By :IT Khumalo



Reviewed by : MP Mitungwa



DR NKOSAZANA DLAMINI ZUMA LOCAL MUNICIPALITY		
HIGHEST PAID CREDITORS FOR July 2024		
SUPPLIER	DESCRIPTION	AMOUNT
Conan Construction	Masinga road ,Gearbox road ,Nkelabantwana Primary access road Blading,gravel importation and tipping ,rip and recompact and blading Mabi access road	4 327,220.00
Ukwazi Home Development	Renewal of Dlamini access road certificate 1,coachmans road,Zidweni access road,construction of Mnywaneni/Masameni hall certificate 5,6,Gala creche certificate5,6,Sizamokuhle creche certificate 6 and Underberg town phase 2 certificate 7	3,060,681.87
Mhlongo Security	Security provided for JULY	1,730,059.29
Isuzu Motors	Supply and delivery of two double cabs	1,477,503.98
Magubane Plant Hire	Poloway,Mitsheki access road ,Cabazi ,Mpengwana and Zondi to Mazeka Blading/roadbed formation	1,359,012.50
BG Mazongolo	Construction of Centocow taxi rank phase3 certificate1	902,000.00
Shardesh Sewlal	Professional fees for Creighton storage certificate 5,Siyathutha ,Zwelisha and Khubeni creche certificate 1,	642,175.00
Maleh Development	Concrete surfacing of Tarsvalley access road and Mandawe access road certificate 1	575,546.17
Masakhukulunge Project	Creighton sport centre phase2 certificate 4	411,850.00
Blue Cycle Trading	Development of three year comprehensive information & communication technology strategy and developing PCP Committee	395,499.98
TOTAL		14,881,548.79

IT Khumalo Reviewed by: MP Mtungwa

Signature:  Signature: 

Free basic

ELECTRICITY

FOR

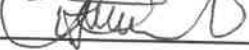
July 2024

Table with 17 columns: ID, Description, STOWAGE NOMUSA, Municipality, Address, Postcode, Contact Number, and Area. The table lists various municipalities and their associated details.

**DR NKOSAZANA DLAMINI ZUMA LOCAL MUNICIPALITY
 REPORT FOR CREDITORS PAID WITHIN 30 DAYS IN JULY 2024**

Number of Payments	COMPLIED	NOT COMPLIED	PERCENTAGE
163	163		100%

Prepared :IT Khumalo

Signature:  _____

Reviewed by: MP
Mtungwa

Signature:  _____

EXPENDITURE MANAGEMENT REPORT FOR THE PERIOD OF August 2024

AUTHOR : Chief Financial Officer(MP)

Levels : 1st Level –MANCO
 : 2NDLevel- Committee
 : 3RD Level-Exco
 : 4th Level-Council

2. PURPOSE

To report to the committee on the payments made during the month of August 2024

3. LEGAL REQUIREMENTS

- MFMA Act NO .56 of 2003

4. BACKGROUND AND REASONING

The accounting officer of a municipality is responsible for the management of the expenditure of the municipality. The accounting officer must take all reasonable steps to ensure that the municipality has and maintains an effective system of expenditure control, including procedures for approval, authorisation, withdrawal and payments of funds

The accounting officer must also make sure that the municipality has and maintains a system of internal control in respect of creditors and payments, that payments by the municipality are made directly to the person to whom it is due unless agreed otherwise for reasons as may be prescribed, and that all money owing by the municipality be paid within 30 days of receiving the relevant invoice or statement, unless prescribed otherwise for certain categories of expenditure.

5. FINANCIAL IMPLICATIONS

No financial implications

6. STAFF IMPLICATIONS

No staff implications

7. Annexures

- Payment listing DR Nkosazana Dlamini Zuma Municipality
- Top ten creditors
- Free basic electricity

8. RECOMMENDATIONS

That this report noted by the committee

DR NKOSAZANA DLAMINI ZUMA LOCAL MUNICIPALITY

NO	SUPPLIER NAME	DESCRIPTION	AMOUNT	DATE OF INV	PAYMENT DATE	COMPLI	COMMENTS
1	Ukwazi Home Development	Sizankuhle creche certificate 5	6980.81	24/07/18	8/1/2024	Yes	
2	Shardeshi Sewali	Thosini Community hall & creche certificate 1	411888.70	24/07/31	8/1/2024	Yes	
3	Leahlanisa Projects	Catering for hand over of Sizankuhle Creche in ward 10 on the 19 July 2024.	13000.00	24/07/04	8/1/2024	Yes	
4	Emlhlangeni Trading	Catering-supply and delivery of finger lunch	5200.00	24/07/09	8/2/2024	Yes	
5	Meleombaba PTY LTD	Catering-Cold platter hot platter 100% fruits juice& water (500ml)	2780.00	24/07/19	8/2/2024	Yes	
6	Amanababa funeral	Funeral support of Dlamini Anela in ward 6	3100.00	24/07/11	8/2/2024	Yes	
7	Manik IT SolutionsPTYLTD	Supply, implement configuration and support ICT	344101.66	24/07/10	8/2/2024	Yes	
8	Zelbecom Technology	Del Intel core 17 Inspiron 15 3520 15.6 inch FHD (1920X1080) 12 GHz 250 mls WVA Anti-Glare	10000.00	24/07/26	8/2/2024	Yes	
9	Senzy Trading and enterprise	Catering-beef curry, chicken curry, zsalads and 100% juice	8400.00	24/07/16	8/2/2024	Yes	
10	Nywenkazi Catering	Refreshment for underberg library for reading competition	6480.00	24/07/19	8/2/2024	Yes	
11	TM and Z Trading	Catering for 60 people-2lices of chicken 2 rolls and 1 soft drink& juice	87400.00	24/07/23	8/2/2024	Yes	
12	Mabutha Trading	Supply and delivery of cattle trailer for Ndz municipality	156430.52	24/07/12	8/2/2024	Yes	
13	Aumson Technology	Provision of microsoft 365 license for 120 users	277065.96	24/07/24	8/2/2024	Yes	
14	Nodika Trading	Panel of plant hire-hire of construction plant to service the municipality	300270.21	24/07/26	8/2/2024	Yes	
15	Mela Development and Construction CC	Concrete surfacing of Tarsvalley access road certificate 2	524839.32	24/07/26	8/2/2024	Yes	
16	Melsh Development and Construction CC	Concrete surfacing of Mashent access road certificate 1	98269.05	24/07/26	8/2/2024	Yes	
17	Melsh Development and Construction CC	Concrete surfacing of Mandawe access road certificate 2	119659.05	24/07/26	8/2/2024	Yes	
18	Sawuli Trading and Projects	Supply, installation and delivery of window blinds and fitting for Ndz	98269.00	24/07/17	8/5/2024	Yes	
19	Amanababa Funeral	Funeral support of Mkhize N. ward 10	3100.00	24/06/27	8/5/2024	Yes	
20	Manik IT Solutions PTY LTD	Provision of ICT off site backup and disaster recovery service for Ndz	501660.48	24/07/18	8/5/2024	Yes	
21	Thibane and Sons PTY Ltd	Catering for athletes attending comrades Marathon training camp 2024	6630.00	24/07/18	8/5/2024	Yes	
22	Cash	Electricity for 49 community halls	4900.00	24/09/22	8/7/2024	Yes	
23	Eskom streetlight Bulwer & Pholela	July statement	23543.83	24/07/18	8/7/2024	Yes	
24	Eskom central building	Service provider installed 2 panel double wooden doors at Mlila community hall	86368.68	24/07/15	8/7/2024	Yes	
25	Mabutha Trading	Accommodation for Basu NP Ndz delegates Nkoko M. Mkhize N. Mbele K	20355.00	24/07/23	8/8/2024	Yes	
26	Harvey World Travel	Printing of license disc of municipal vehicle	110640.00	24/07/26	8/8/2024	Yes	
27	Cash	Photocopying machine Rental, black & white copies July 2024 & colour copies July 2024	2427.50	24/09/02	8/7/2024	Yes	
28	Konika Minoia	Printer, ink, water usage and elec usage	51253.30	24/07/09	8/1/3/2024	Yes	
29	The Don In Family Trust	2x22 seater for community members who will be attending mens imbizo at Gala community hall on the 24 July 2024	5585.31	24/08/01	8/1/3/2024	Yes	
30	Bulwer & Dumbrook Taxi Association	Supply and delivery of mobile kitchen installation of computer desk cubicles build-in cupboards office	7000.00	24/07/31	8/1/3/2024	Yes	
31	Mabutha Trading	Supply and delivery of mobile kitchen installation of computer desk cubicles build-in cupboards office	364090.00	24/07/24	8/1/3/2024	Yes	
32							
32	Sawuli Trading and Projects	Supply and delivery of block making material, 50 kg Cement, 1m sand plaster, 1meler	33036.00	2024/07/17	8/1/3/2024	Yes	
33	Mthombo Security	Turnover of security services for August	1729139.31	24/08/05	8/1/2/2024	Yes	
34	MA Xaba	Tyre retailers of municipal vehicles.	530.00	24/07/30	8/1/5/2024	Yes	
35							
35	Bive Cloud IT Solutions	Supply and delivery of adobe acrobat DC PRO volume license for the period of 3 years	352587.17	24/08/01	8/1/5/2024	Yes	
36	Early Works	Provision of telephone for a period of 3 years. Rental 2024/09, service charge and voice calls.	56189.80	24/08/06	8/1/5/2024	Yes	
37	Sabo	Revised for radio siso for the Mayor in Durban where she will be doing a presentation on programme	69000.00	24/07/18	8/1/5/2024	Yes	
38	Institute for Local Government	Registration fee for the institute for local government (ILGM) annual convention. Person invited - Mr Sondel J	4500.00	24/08/05	8/1/5/2024	Yes	
39	Cab Holdings	Postage to mailing services actual postage July 2024 statement And processing to printing services	35911.15	24/08/14	8/1/6/2024	Yes	
40	EnviroSaver Waste Management (PTY)Ltd	Municipal statements June 2024	189803.01	24/07/26	8/1/6/2024	Yes	
41	Tumunu J Trading (PTY)LTD	Removal of waste from Hlirwele transfer station certificate 8	610636.96	24/07/26	8/1/6/2024	Yes	
42	BG Maczombie Trading	Air conditional service provider to inspect, test and carry out maintenance of air conditioners in all municipal buildings	463213.76	24/08/07	8/1/6/2024	Yes	
43	Harvey World Travel	Accommodation for Mayor Makhahini O. Mphahla S. Mkhize S. Chizaza S. Blase N	32820.00	24/08/12	8/1/6/2024	Yes	
44	Amanababa funeral	Funeral support of a still born in ward 3 under C.L.R S.G. Mkhize	2100.00	24/07/26	8/1/6/2024	Yes	
45	Shemuruti & Sons	Request for service provider to drain septic tank, Ndz offices	173937.30	24/09/05	8/1/6/2024	Yes	
46	FMA Engineers	Concrete surfacing of Mqashani access road certificate 2, Concrete surfacing of Mandawe access road certificate 2 and Concrete surfacing of Tarsvalley access road certificate 2	78410.07	24/07/29	8/1/6/2024	Yes	

47	SACA/South African cemeteries Association	National training workshop programme on the 06-08 August 2024@saija building Musgrave	8000.00	24/07/30	8/16/2024	Yes
48	Puff Emment's Services	Concrete surfacing of Underberg road chassa 4	696530.57	8/8/2024	8/16/2024	Yes
49	Nkwamnu Enterprise	Sound system with a backup generator and a two pole tent for NDZ Horse Racing event, 10 August 2024 @Siddindl ward 5	6000.00	24/08/11	8/16/2024	Yes
50	Esikom animal pound	August statement	13786.16	24/08/12	8/16/2024	Yes
51	Esikom Bulwer taxi rank	August statement	10442.13	24/08/12	8/16/2024	Yes
52	Esikom old post office	August statement	2994.60	24/08/12	8/16/2024	Yes
53	Esikom Creighton local Authority	August statement	17285.33	24/08/12	8/16/2024	Yes
54	Esikom Mkwazela Sportfield	August statement	11745.14	24/08/12	8/16/2024	Yes
55	Esikom Health Committee Office	August statement	10163.91	24/08/13	8/16/2024	Yes
56	Esikom Carill building	August statement	96431.93	24/08/14	8/16/2024	Yes
57	Keyrillat Trading	Catering for Sod turning programme Bulwer street/this	11000.00	24/07/19	8/19/2024	Yes
58	Amankwabane Trading	Fruits oranges banana & apples and 5 litres water for senior citizens training	1471.00	24/08/08	8/19/2024	Yes
59	Harvey World Travel	Accommodation for Dlamini P Mkhahlele N. Moko W. Ndz officis and Gweye T	10500.00	24/08/19	8/19/2024	Yes
60	Amankwabane funeral	Funeral support for Mr Dlamini in ward 6 coffin and groceries provided	3300.00	24/07/19	8/19/2024	Yes
61	Jirahel my provider	Procurement of identification card machine kit	10628.02	24/07/30	8/19/2024	Yes
62	Nkwazela catering	Catering for sod turning programme in Underberg community Hall	11000.00	24/07/30	8/19/2024	Yes
63	Kwakhazimula Trading	PWBS staff t-shirts : long sleeve 79 and short sleeve 79	26702.00	24/08/12	8/19/2024	Yes
64	Pety Cash	Plant hire services for maintenance of municipal gravel roads certificate 4	1168.00	24/08/16	8/19/2024	Yes
65	Conart Construction	August statement	773950.00	24/08/13	8/19/2024	Yes
66	Esikom Creighton streetlight	Quantum geo-rearhic information system workshop 2024 (OGIS TRAINING)	8549.18	24/08/16	8/19/2024	Yes
67	Business Solution South Africa	Leasinh of Municipal vehicle	10823.85	24/07/24	8/21/2024	Yes
68	Pety Cash	August statement	1158.00	24/08/20	8/22/2024	Yes
69	Esikom Bulwer Art Centre	August statement	6077.73	24/08/21	8/22/2024	Yes
70	Esikom Himeville Post Office	August statement	12092.83	24/08/20	8/22/2024	Yes
71	Esikom Underberg Taxi Rank	August statement	10296.55	24/08/20	8/22/2024	Yes
72	Esikom Bulwer Taxi Rank	August statement	4855.22	24/08/20	8/22/2024	Yes
73	Esikom Public Toilets main street	August statement	214.44	24/08/20	8/22/2024	Yes
74	Esikom Himeville area	August statement	8682.72	24/08/20	8/22/2024	Yes
75	Esikom Dumt Compound	August statement	6933.25	24/08/20	8/22/2024	Yes
76	Esikom Kilmon horse racing	August statement	7460.04	24/08/20	8/22/2024	Yes
77	N Gezoa	Asac meeting attended by N. Gezoa 16 August 2024.Preparation and research.	5725.00	24/08/16	8/23/2024	Yes
78	Underberg and Himeville Taxi Association	Transport by 2x15 seater taxis & 2x22 seater taxis from ward 1,2 & 4 to Nkhanthani sportfield ward2 and return them on the same day, 14 August 2024.Golden games, 2 TAXIS (2X22 seater) to transport learners & school governing body from Centocow & Sonoyongana high schools who attended child protection week campaign at Mindell community hall ward 5 on the 16 August 2024	17200.00	24/08/15	8/23/2024	Yes
79	Bulwer & Dorn/brook Taxi Association	National training workshop programme on the 06-08 August 2024@saija building Musgrave	8000.00	24/08/16	8/23/2024	Yes
80	SACA/South African cemeteries Association	Postage to mailing serious acaul postage monthly statement.	12000.00	24/07/29	8/23/2024	Yes
81	Cap Holdings	Request for external hand drive for public participation officers: Ms P Zoca & Mr N Kati. 2TB hard drive	31399.20	24/08/05	8/28/2024	Yes
82	Site Commuters	Fruits for Golden Games on the 14 August 2024 at Nkhanthani Sportfield	3778.44	24/08/08	8/28/2024	Yes
83	Amankwabane Trading	Funeral support for Proswa S. Misoni S. Makhahini Q. Dlamini S. conference for Ndz officials. Vezl N	6630.00	24/08/14	8/28/2024	Yes
84	Harvey World Travel	PWBS requested for an electrical service provider to replace cable at Himeville dump site.	80838.73	24/08/12	8/28/2024	Yes
85	Amankwabane funeral	Request for catering for the training of horse jockeys.	6200.00	24/08/26	8/28/2024	Yes
86	Kemal Trading	Request for groceries for women's day celebration at ward 3	62945.28	24/08/08	8/28/2024	Yes
87	Novwamnu Enterprise	Request for groceries for women's day celebration at ward 3	5000.00	24/08/05	8/28/2024	Yes
88	Novwamnu Enterprise	Electricity for Hais	5195.00	24/08/08	8/28/2024	Yes
89	Cash	August statement	2500.00	24/08/26	8/29/2024	Yes
90	Esikom Himeville Post Office	August statement	3404.09	24/08/27	8/29/2024	Yes
91	Esikom Bulwer library & hall	August statement	53262.01	24/08/23	8/29/2024	Yes
92	Esikom 131 streetlight Himeville	August statement	11935.70	24/08/22	8/29/2024	Yes
93	Esikom 111 streetlight Himeville	August statement	10458.61	24/08/22	8/29/2024	Yes
94	Esikom streetlight Bulwer & Pholela	August statement	4118.09	24/08/22	8/29/2024	Yes
95	Esikom Bulwer CSC	August statement	42716.10	24/08/14	8/29/2024	Yes

9 655 379.20

Prepared By: JT Khumalo

Signature: 

Reviewed by: MP Mlungwa

Signature: 

DR NKOSAZANA DLAMINI ZUMA LOCAL MUNICIPALITY
REPORT FOR CREDITORS PAID WITHIN 30 DAYS IN AUGUST 2024

Number of Payments	COMPLIED	NOT COMPLIED	PERCENTAGE
95	95		100%

Prepared :IT Khumalo

Signature: _____



Reviewed by: MP
Mtungwa

Signature: _____



DR NKOSAZANA DLAMINI ZUMA LOCAL MUNICIPALITY		
HIGHEST PAID CREDITORS FOR AUGUST 2024		
SUPPLIER	DESCRIPTION	AMOUNT
Mhlongo Security	Provision of security services for the period of 3 years.	1729139.31
Maleh Home Development	Concrete surfacing of Tarsvalley access, Mgatsheni and Mandawe road certificate 1, 2 and 2	944,968.58
MantK IT Solutions	Supply, implement, configure and support ICT and provision of ICT off site back-up and disaster recovery services for Ndz	845762.33
Conan Construction	Plant hire services for maintenance of municipal gravel roads certificate 4	773950.00
Puff Emergency Services	Concrete surfacing of Underberg road phase 4	696530.57
Tununu J Trading (PTY)LTD	Air conditional service provider to inspect, test and carry out maintenance of air conditioners in all municipal buildings.	610636.96
Mathutha Trading	Supply and delivery of mobile Kitchen, installation of computer desk cubicles, build-in cupboards, office partitioning, emergency centre and parkhome furniture, cattle trailer and 2 panel double wooden doors at Mjila community hall.	471845.00
Bg Mazongolo	Construction of Centocow taxi rank phase 3 certificate 2	463213.76
Shardesh Sewlal	Thosini Community hall & creche certificate 1	411898.70
Blue Cloud IT Solutions	Supply and delivery of adobe acrobat DC PRO volume license for the period of 3 years	352587.17
TOTAL		7,300,532.38

IT Khumalo

Reviewed by: MP Mtungwa

Signature:



Signature:



Expenditure Management

Free basic electricity

August

Country	City	Area	Code	Phone	Location	
Czechia	Prague	Prague 1	508694260	508984218	STROHE MOUNTAIN	
		Prague 2	511489720	511488291	METELI METO	
		Prague 3	511618070	511618940	PRIKLADNA VILA	
		Prague 4	517017330	517017451	DI AMINI KOMPLEX EUBO	
		Prague 5	519001004	519000905	PRIVATNA PAMOKOVA	
		Prague 6	519812116	518998300	KULIRI KOVACHO	
		Prague 7	520001615	520001100	KEMBERI	
		Prague 8	520289152	520289200	ROZDOLSKA	
		Prague 9	520312490	520312499	ROZDOLSKA	
		Prague 10	521315400	521315400	ROZDOLSKA	
		Prague 11	521416215	521416215	ROZDOLSKA	
		Prague 12	521887200	521887200	ROZDOLSKA	
		Prague 13	523410100	523410100	ROZDOLSKA	
		Prague 14	523410100	523410100	ROZDOLSKA	
		Prague 15	523410100	523410100	ROZDOLSKA	
		Prague 16	523410100	523410100	ROZDOLSKA	
		Prague 17	523410100	523410100	ROZDOLSKA	
		Prague 18	523410100	523410100	ROZDOLSKA	
		Prague 19	523410100	523410100	ROZDOLSKA	
	Czechia	Prague	Prague 20	523410100	523410100	ROZDOLSKA
		Prague 21	523410100	523410100	ROZDOLSKA	
		Prague 22	523410100	523410100	ROZDOLSKA	
		Prague 23	523410100	523410100	ROZDOLSKA	
		Prague 24	523410100	523410100	ROZDOLSKA	
		Prague 25	523410100	523410100	ROZDOLSKA	
		Prague 26	523410100	523410100	ROZDOLSKA	
		Prague 27	523410100	523410100	ROZDOLSKA	
		Prague 28	523410100	523410100	ROZDOLSKA	
		Prague 29	523410100	523410100	ROZDOLSKA	
		Prague 30	523410100	523410100	ROZDOLSKA	
		Prague 31	523410100	523410100	ROZDOLSKA	
		Prague 32	523410100	523410100	ROZDOLSKA	
		Prague 33	523410100	523410100	ROZDOLSKA	
		Prague 34	523410100	523410100	ROZDOLSKA	
		Prague 35	523410100	523410100	ROZDOLSKA	
		Prague 36	523410100	523410100	ROZDOLSKA	
		Prague 37	523410100	523410100	ROZDOLSKA	
Czechia		Prague	Prague 38	523410100	523410100	ROZDOLSKA
			Prague 39	523410100	523410100	ROZDOLSKA
		Prague 40	523410100	523410100	ROZDOLSKA	
		Prague 41	523410100	523410100	ROZDOLSKA	
		Prague 42	523410100	523410100	ROZDOLSKA	
		Prague 43	523410100	523410100	ROZDOLSKA	
		Prague 44	523410100	523410100	ROZDOLSKA	
		Prague 45	523410100	523410100	ROZDOLSKA	
		Prague 46	523410100	523410100	ROZDOLSKA	
		Prague 47	523410100	523410100	ROZDOLSKA	
		Prague 48	523410100	523410100	ROZDOLSKA	
		Prague 49	523410100	523410100	ROZDOLSKA	
		Prague 50	523410100	523410100	ROZDOLSKA	
		Prague 51	523410100	523410100	ROZDOLSKA	
		Prague 52	523410100	523410100	ROZDOLSKA	
		Prague 53	523410100	523410100	ROZDOLSKA	
		Prague 54	523410100	523410100	ROZDOLSKA	
		Prague 55	523410100	523410100	ROZDOLSKA	

ID	Location	Code	Code	Code	Code	Code	Code	Code	Code	Code	Code	Code	Code
K235	Di Kecamatan Zona Mandiri	AMKUA	SOKHELIA ST	509504201	809844101	ETHOUL THOMAS	PK11100	972	1458	11178			
K236	Di Kecamatan Zona Mandiri	AMKUA		810054002	810270101	SARILA AMER	PAU1014	972	1458	11178			
K237	Di Kecamatan Zona Mandiri	AMKUA		810053134	811237378	MARULIA RATI	PAU1112	972	1458	11178			
K238	Di Kecamatan Zona Mandiri	AMKUA		810372315	810262502	SABER & SYAR WICAKAWO	PAU1117	972	1458	11178			
K239	Di Kecamatan Zona Mandiri	AMKUA		810683108	810851381	NISAZA SYARI	PAU1120	972	1458	11178			
K240	Di Kecamatan Zona Mandiri	AMKUA		810971301	810972908	KRISTINA ZULHIL	PAU1124	972	1458	11178			
K241	Di Kecamatan Zona Mandiri	AMKUA		810814227	810972908	KRISTINA ZULHIL	PAU1125	972	1458	11178			
K242	Di Kecamatan Zona Mandiri	AMKUA		820001202	810262502	SANDI WAJID & CHROTOCHENI	PAU1015	972	1458	11178			
K243	Di Kecamatan Zona Mandiri	AMKUA		820001198	811021081	JALANG SOWAN	PAU1016	972	1458	11178			
K244	Di Kecamatan Zona Mandiri	AMKUA		820001199	811021081	JALANG SOWAN	PAU1017	972	1458	11178			
K245	Di Kecamatan Zona Mandiri	AMKUA		820001200	811021081	JALANG SOWAN	PAU1018	972	1458	11178			
K246	Di Kecamatan Zona Mandiri	AMKUA		820001201	811021081	JALANG SOWAN	PAU1019	972	1458	11178			
K247	Di Kecamatan Zona Mandiri	AMKUA		820001202	811021081	JALANG SOWAN	PAU1020	972	1458	11178			
K248	Di Kecamatan Zona Mandiri	AMKUA		820001203	811021081	JALANG SOWAN	PAU1021	972	1458	11178			
K249	Di Kecamatan Zona Mandiri	AMKUA		820001204	811021081	JALANG SOWAN	PAU1022	972	1458	11178			
K250	Di Kecamatan Zona Mandiri	AMKUA		820001205	811021081	JALANG SOWAN	PAU1023	972	1458	11178			
K251	Di Kecamatan Zona Mandiri	AMKUA		820001206	811021081	JALANG SOWAN	PAU1024	972	1458	11178			
K252	Di Kecamatan Zona Mandiri	AMKUA		820001207	811021081	JALANG SOWAN	PAU1025	972	1458	11178			
K253	Di Kecamatan Zona Mandiri	AMKUA		820001208	811021081	JALANG SOWAN	PAU1026	972	1458	11178			
K254	Di Kecamatan Zona Mandiri	AMKUA		820001209	811021081	JALANG SOWAN	PAU1027	972	1458	11178			
K255	Di Kecamatan Zona Mandiri	AMKUA		820001210	811021081	JALANG SOWAN	PAU1028	972	1458	11178			
K256	Di Kecamatan Zona Mandiri	AMKUA		820001211	811021081	JALANG SOWAN	PAU1029	972	1458	11178			
K257	Di Kecamatan Zona Mandiri	AMKUA		820001212	811021081	JALANG SOWAN	PAU1030	972	1458	11178			
K258	Di Kecamatan Zona Mandiri	AMKUA		820001213	811021081	JALANG SOWAN	PAU1031	972	1458	11178			
K259	Di Kecamatan Zona Mandiri	AMKUA		820001214	811021081	JALANG SOWAN	PAU1032	972	1458	11178			
K260	Di Kecamatan Zona Mandiri	AMKUA		820001215	811021081	JALANG SOWAN	PAU1033	972	1458	11178			
K261	Di Kecamatan Zona Mandiri	AMKUA		820001216	811021081	JALANG SOWAN	PAU1034	972	1458	11178			
K262	Di Kecamatan Zona Mandiri	AMKUA		820001217	811021081	JALANG SOWAN	PAU1035	972	1458	11178			
K263	Di Kecamatan Zona Mandiri	AMKUA		820001218	811021081	JALANG SOWAN	PAU1036	972	1458	11178			
K264	Di Kecamatan Zona Mandiri	AMKUA		820001219	811021081	JALANG SOWAN	PAU1037	972	1458	11178			
K265	Di Kecamatan Zona Mandiri	AMKUA		820001220	811021081	JALANG SOWAN	PAU1038	972	1458	11178			
K266	Di Kecamatan Zona Mandiri	AMKUA		820001221	811021081	JALANG SOWAN	PAU1039	972	1458	11178			
K267	Di Kecamatan Zona Mandiri	AMKUA		820001222	811021081	JALANG SOWAN	PAU1040	972	1458	11178			
K268	Di Kecamatan Zona Mandiri	AMKUA		820001223	811021081	JALANG SOWAN	PAU1041	972	1458	11178			
K269	Di Kecamatan Zona Mandiri	AMKUA		820001224	811021081	JALANG SOWAN	PAU1042	972	1458	11178			
K270	Di Kecamatan Zona Mandiri	AMKUA		820001225	811021081	JALANG SOWAN	PAU1043	972	1458	11178			
K271	Di Kecamatan Zona Mandiri	AMKUA		820001226	811021081	JALANG SOWAN	PAU1044	972	1458	11178			
K272	Di Kecamatan Zona Mandiri	AMKUA		820001227	811021081	JALANG SOWAN	PAU1045	972	1458	11178			
K273	Di Kecamatan Zona Mandiri	AMKUA		820001228	811021081	JALANG SOWAN	PAU1046	972	1458	11178			
K274	Di Kecamatan Zona Mandiri	AMKUA		820001229	811021081	JALANG SOWAN	PAU1047	972	1458	11178			
K275	Di Kecamatan Zona Mandiri	AMKUA		820001230	811021081	JALANG SOWAN	PAU1048	972	1458	11178			
K276	Di Kecamatan Zona Mandiri	AMKUA		820001231	811021081	JALANG SOWAN	PAU1049	972	1458	11178			
K277	Di Kecamatan Zona Mandiri	AMKUA		820001232	811021081	JALANG SOWAN	PAU1050	972	1458	11178			
K278	Di Kecamatan Zona Mandiri	AMKUA		820001233	811021081	JALANG SOWAN	PAU1051	972	1458	11178			
K279	Di Kecamatan Zona Mandiri	AMKUA		820001234	811021081	JALANG SOWAN	PAU1052	972	1458	11178			
K280	Di Kecamatan Zona Mandiri	AMKUA		820001235	811021081	JALANG SOWAN	PAU1053	972	1458	11178			

EXPENDITURE MANAGEMENT REPORT FOR THE PERIOD OF SEPTEMBER 2024

AUTHOR : Chief Financial Officer(MP)

Levels : 1st Level –MANCO
 : 2NDLevel- Committee
 : 3RD Level-Exco
 : 4th Level-Council

2. PURPOSE

To report to the committee on the payments made during the month of September 2024

3. LEGAL REQUIREMENTS

- MFMA Act NO .56 of 2003

4. BACKGROUND AND REASONING

The accounting officer of a municipality is responsible for the management of the expenditure of the municipality. The accounting officer must take all reasonable steps to ensure that the municipality has and maintains an effective system of expenditure control, including procedures for approval, authorisation, withdrawal and payments of funds

The accounting officer must also make sure that the municipality has and maintains a system of internal control in respect of creditors and payments, that payments by the municipality are made directly to the person to whom it is due unless agreed otherwise for reasons as may be prescribed, and that all money owing by the municipality be paid within 30 days of receiving the relevant invoice or statement, unless prescribed otherwise for certain categories of expenditure.

5. FINANCIAL IMPLICATIONS

No financial implications

6. STAFF IMPLICATIONS

No staff implications

7. Annexures

- Payment listing DR Nkosazana Dlamini Zuma Municipality
- Top ten creditors
- Free basic electricity

8. RECOMMENDATIONS

That this report noted by the committee

DR NKOSAZANA DLAMINI ZUMA LOCAL MUNICIPALITY
LIST OF PAYMENTS MADE IN THE MONTH SEPTEMBER 2024

NO	SUPPLIER NAME	DESCRIPTION	AMOUNT	DATE OF INVOICE	PAYMENT DATE	COMPLIANCE
1	Regent Business School	Tuition fees for Andiswa Macingwane	33 850.00	8/23/2024	9/2/2024	YES
2	Emakozeni Trading Enterprise CC	Accommodation for Zuma Z, Phoswa P, Mlolo L, Mmiso N and Blose NP attended Municipal Governance training check in :29 July 2024 check out 02 August 2024	36 000.00	8/8/2024	9/2/2024	Yes
3	Amandaba Funerals	request funeral support of SN Gambu in ward 15 under Cllr TE Moladla	3 300.00	9/4/2024	9/2/2024	Yes
4	Mdlezinhle Trading	Supply & delivery of 2 single wide three offices (BTO PARK HOMES) and single wide park home office unit (Planning)	1,111 500.00	8/22/2024	9/2/2024	Yes
5	Emakozeni Trading Enterprise CC	Accommodation for Ndz BTO officials attended the quotes evaluation meeting	8 280.00	8/16/2024	9/2/2024	Yes
6	PowerVision Technologies	Hosting of emails and websites	38 977.40	8/19/2024	9/3/2024	Yes
7	Xaba M.A	Tyre repairs of the municipal vehicles	1,900.00	8/21/2024	9/3/2024	Yes
8	Ashley Gonzalves	Preparation fees and meeting attendance fees and presentation of 3th and 4th quarter audit committee meeting	15,645.00	8/16/2024	9/3/2024	Yes
9	Emakozeni Trading Enterprise CC	Accommodation for Dlamini PN, Mkhize N, Oliphant M, Khumalo It and Nkandi B	12,090.00	8/8/2024	9/3/2024	Yes
10	Fleet Side Trading	Request procurement of petrol for brush cutter used at Creighton center 89it and Request procurement of petrol for brush cutters used at Creighton cemetery 89 ft	4,042.28	8/21/2024	9/3/2024	Yes
11	The Perks Family Trust	Rent October and levy.	7,390.00	9/4/2024	9/3/2024	Yes
12	Emakozeni Trading Enterprise CC	Accommodation for Dhlomo KE, Wela N, Taylor H, Holiwe N, Memela X, Ndz Youth and officials, Ndelu L, Basi N, Majola T, Gwala S, Sosibo P, Mchunu GK, Hadebe K, Phungula S, Makhathini B and Phoswa S.	234,552.83	8/12/2024	9/4/2024	Yes
13	Amandaba Funerals	Request funeral support of PL Shezi in ward 7 under Cllr SS P	3,300.00	8/13/2024	9/4/2024	YES
14	T.M and Z Trading & Projects	Request of groceries for Public service week (Mandela Day)	3,000.00	8/27/2024	9/4/2024	Yes
15	Emakozeni Trading Enterprise CC	Accommodation for Mtungwa P	1,800.00	8/8/2024	9/4/2024	Yes
16	Indwe Risk services (Pty) Ltd	A/R Annual renewal stated benefits (commercial)	61,400.00	8/24/2024	9/5/2024	Yes
17	Conan construction	Repairs & Maintenance of Gravel roads certificate 5 2 taxis that will transport senior citizens players to District Golden games selections on the 28 August 2024 at ixopo sportsfield.	909,477.50	8/8/2024	9/5/2024	Yes
18	Underberg & Taxi Association	Accommodation for Khumalo N, Moladla Z, Ncama N and Xaba N attended Municipal Finance Management Programme in Durban Umhlanga.	6,500.00	8/20/2024	9/5/2024	Yes
19	Emakozeni Trading Enterprise CC	Supply and deliver of chainsaws for mkhupheni construction	19 560.00	8/12/2024	9/5/2024	Yes
20	Sgiki Trading (Pty) Ltd	Water statements	35 000.00	8/6/2024	9/5/2024	Yes
21	Harry Gwala District Municipality	Accommodation for Gumedes B Mkhize N, Ngcobo M	27,197.55	8/27/2024	9/6/2024	Yes
22	Emakozeni Trading Enterprise CC	Supply and delivery of cleaning material and stationery	18,000.00	8/23/2024	9/6/2024	Yes
23	Mathutha Trading	Procurement of disaster material 300 sponges and 300 blankets	406,818.25	8/20/2024	9/6/2024	Yes
24	Dzivi Trading	Bulwer streetlight certificate 2	187,200.00	8/15/2024	9/6/2024	Yes
25	Splenda JV Nkonyeni	Thonsini community hall & creche certificate 2	479,111.54	8/20/2024	9/6/2024	Yes
26	Shardeh Sewlal	Zwelisha creche certificate 2	113,385.25	8/15/2024	9/6/2024	Yes
27	Shardeh Sewlal	Concrete of surfacing of Underberg road certificate 3	43,860.86	8/15/2024	9/6/2024	Yes
28	Puff Emergency Services	Licensing of municipal vehicles	367,922.36	8/23/2024	9/6/2024	Yes
29	Cash	Supply, installation and configuration of electronic document and record management system	1,344.00	9/6/2024	9/9/2024	Yes
30	Nated System	Membership levy for 2024/2025	504,850.00	8/28/2024	9/9/2024	Yes
31	South African local Government Association	Payment due to grass cutting incident	1,114,060.00	8/20/2024	9/11/2024	Yes
32	Ms Priscilla Zanele Mjwara		1,260.00	8/20/2024	9/12/2024	YES

		6 (15 seater) taxi's transport community members who will attending women's day celebration at Nkwezela community Hall ward 9 on the 18 August 2024. Pick up point ward 07,09,10,11,12 and 13 and 9 x 15 seater taxis to transport maidens to Umkhosi womhlanga				9/12/2024	Yes
33	Bulwer and donny taxi association				72,000.00	9/2/2024	Yes
34	Mr KM Dlamini			Payment due to grass cutting incident	5,500.00	8/20/2024	YES
35	Emakozeni Trading Enterprise CC			Accommodation for Sondezi request funeral support of Ngcobo Sjabulile Herbert who was a resident in ward 06 under Cllr NG Dlamini	5,867.40	8/20/2024	Yes
36	Amandaba Funerals			Catering of hand over and sod turning	3,300.00	9/4/2024	Yes
37	Sovanisa Projects (Pty) Ltd			Catering for Sod turning, Himeville community hall ward 2	16,800.00	9/3/2024	Yes
38	Ndwangu Enterprise (Pty) Ltd			Procurement of laptop and bag for Miss Sikhakhane-revenue unit	13,000.00	8/29/2024	Yes
39	Dzivi Trading			Electricity for Tourism office, associated with number 54738401493	28,900.00	8/15/2024	Yes
40	Cash			Cater for NDZ Libraries in reading competition	1,000.00	9/4/2024	Yes
41	Keybullet Trading (Pty) Ltd			Accommodation for Bid Evaluation Committee	8,028.00	8/22/2024	Yes
42	Emakozeni Trading Enterprise CC			Request funeral support of SN Gambu in ward 15 under Cllr TE Mdladla	13,000.00	8/23/2024	Yes
43	Amandaba Funerals			Catering for Golden games	3,300.00	9/4/2024	Yes
44	Amaphemba Trading Enterprise			Catering for ward 1 war room mens Imbizo on the 30 July 2024	12,200.00	8/29/2024	Yes
45	Mvelo Maitsha (Pty) Ltd			Tent for golden games, sound system, generator and mobile toilets	4,325.00	8/27/2024	YES
46	Inkathazo Group (Pty) Ltd			Catering for 80 people attended youth camp from 21-23 August 2024 at Glencair	18,489.00	8/20/2024	Yes
47	T.M and Z Trading & Projects			Provision of security services for the Month	30,000.00	8/27/2024	Yes
48	Mhlongo Security (Pty) Ltd			Payment for Xaba for tyre repairs of the municipal vehicles.	1,729,139.31	9/6/2024	Yes
49	Xaba M.A			Request to advertise the draft IDP/Budget/PMS/SDF 2025/26 framework and process plan	1,320.00	9/5/2024	Yes
50	Sombizi Holdings			2 taxis (22 seater) and 1 (15 seater)taxi that will transport senior citizens players to district Golden games selections on the 28 August 2024 at ixopo sport field and 2 X 15 Seater taxis to transport learners from their respective schools to Glencair farm to a youth camp on the 21 August 2024 check-in and check-out 23 August 2024.	6,762.00	8/27/2024	Yes
51	Bulwer and donny taxi association			2024 ILGM Conference (19 & September 2024) - registration fee	33,000.00	8/29/2024	Yes
52	Institute for local government management			Newspaper advert, advertise contract management officer on provisional newspaper and advertise the draft idp/budget/PMS/SDF 2025/2026	14,000.00	9/9/2024	Yes
53	Sombizi Holdings			Request of groceries for Golden games at Nhlanhleni sportfield - ward 02.	18,809.40	8/27/2024	Yes
54	Amancwabane Trading Enterprise			Request of funeral support of Dlamini Abongiwe Snotthando who was a resident in ward 10 under Cllr T Bhergu	6,500.00	8/14/2024	Yes
55	Amandaba Funerals			Accommodation for Bose N, Khumalo N, Xaba N, Ncama N and Mdladla Z	3,300.00	9/4/2024	Yes
56	Emakozeni Trading Enterprise CC			Funeral support of Dlamini Jabulile Primrose in ward 10	27,000.00	9/4/2024	Yes
57	Amandaba Funerals			Accommodation for Dlamini MW and Radebe S	3,300.00	9/4/2024	Yes
58	Emakozeni Trading Enterprise CC			5% being retention fee of R111 500 for blinds that were not installed as part of supply & delivery of 3 single wide 3 offices.	8,660.00	9/5/2024	Yes
59	Indlelezinthe Trading			Local newspaper advert for 10 tenders and PA to community and handyman on one provisional newspaper	58,500.00	9/5/2024	Yes
60	Sombizi Holdings				32,574.90	8/28/2024	Yes

	Valuation services on municipal properties as at 30 June 2024 (16)				
61	Bpg Mass Appraisals	Request for value to provide valuation services on 2 Municipal landfill sites as of 30 June 2024.	25,650.00	8/29/2024	9/13/2024
62	Zaqen Actuaries (Pty) Ltd	Accommodation for Zezi N and Chiliza S	75,900.00	8/27/2024	9/13/2024
63	Emakozeni Trading Enterprise CC	Laptop for HOD, Miss GK Mchunu (13 inch, touch screen) quantities for the railway line.	4,620.00	9/4/2024	9/13/2024
64	Dzivi Trading	Conduct a work break down structure and applicable bill of quantities for the railway line.	28,700.00	8/22/2024	9/13/2024
65	Abenkanyezi Construction	Bulwer asphalt surfacing phase 8 certificate 10	80,000.00	8/27/2024	9/13/2024
66	Majiki Construction and plant hire	Dlamini Zanele- Refund for hall hire	212,293.11	8/15/2024	9/13/2024
67	Miss Zanele Dlamini	Refund due to overpayment on account \$5405	1,092.00	8/21/2024	9/13/2024
68	Mr John Charter	Refund, reversal of DLCA funds paid to the municipality bank account mistakenly by bank teller	51,300.02	9/9/2024	9/13/2024
69	Department of transport	Licensing of Municipal vehicles	3,634.00	8/15/2024	9/13/2024
70	National Traffic Information System (Natis)	Refund on account 30062322	26,127.00	8/21/2024	9/13/2024
71	Mrs JM Talbot	Eskom September statement	2,567.65	8/22/2024	9/13/2024
72	Eskom Disaster centre main street	Request for actuarial valuation of Long service award as at 30 June 2024 and actuarial valuation of post-employment and medical aid benefit as at 30 June 2024	88,025.87	9/6/2024	9/13/2024
73	Zaqen Actuaries (Pty) Ltd	Laptop backpack for Neliswa Blose	27,600.00	8/27/2024	9/13/2024
74	Early works 266 (Pty) Ltd	Eskom September statement	1,147.70	9/4/2024	9/13/2024
75	Eskom capital building	Eskom September statement	74,893.00	9/13/2024	9/18/2024
76	Eskom old post office	Eskom September statement	2,946.94	9/11/2024	9/18/2024
77	Eskom health committee office	Eskom September statement	15,885.67	9/11/2024	9/18/2024
78	Eskom Creighton local authority activity	Eskom September statement	13,728.71	9/11/2024	9/18/2024
79	Eskom animal pound	Eskom September statement	8,746.11	9/11/2024	9/18/2024
80	Eskom Nkwezela sports field	Eskom September statement	11,962.67	9/11/2024	9/18/2024
81	Eskom Creighton Agricultural hall	Eskom September statement	10,607.30	9/11/2024	9/18/2024
82	Eskom Sports ground Himeville	Eskom September statement	14,563.16	8/29/2024	9/18/2024
83	Eskom streetlight Bulwer area	Eskom September statement	23,481.59	8/29/2024	9/18/2024
84	Maleh Development and Construction	Concrete surfacing of Taisvalley, access road certificate 3	445,778.76	9/16/2024	9/18/2024
85	Maleh Development and Construction	Concrete surfacing of Matsheni access road certificate 2	404,784.66	9/16/2024	9/18/2024
86	Cash	Licensing of Municipal vehicles	5,000.00	9/9/2024	9/18/2024
87	Mfanomncane chairperson Radebe	Winners of Dr Ndz rural racing event that took place on 10 August 2024	35,000.00	8/21/2024	9/18/2024
88	Conan construction	Repairs & Maintenance of Gravel roads certificate 4.	329,245.00	9/10/2024	9/18/2024
89	Konica Minolta South Africa	Installation & maintenance of printing / photocopying machines	48,599.93	8/31/2024	9/20/2024
90	Dlamini Yukani Eric	Rmc meeting preparation, audit & performance committee meeting preparation, council meeting and special council meeting.	17,880.00	9/8/2024	9/20/2024
91	Simiso Ngidi	Sitting allowance and preparation allowance	20,037.50	9/5/2024	9/20/2024
92	Khalimeshe Maintenance & Construction	Request for a 300 seater tent with 300 chairs and 10 tables for a social event that will be held on the 31st August 2024 at St Martins at Tarr's Valley	8,000.00	9/30/2024	9/20/2024
93	Government Printing	Advert in gazette no:2728 dated 22/08/2024 notice number 49	64,563.20	8/23/2024	9/20/2024
94	N. Getze	APAC meeting 28 August 2024 -preparation & research	7,442.50	8/28/2024	9/20/2024
95	V Dusbana	Sitting fee for attending APAC meeting held on the 28/08/2024 and preparation fee	4,007.50	8/28/2024	9/20/2024
96	Ashley Gonzalves	Preparation fees and meeting attendance fees.	13,410.00	8/30/2024	9/20/2024
97	Underberg & Taxi Association	Transport by 4x15 seater taxis from Duma tribal court, Molefe tribal, Underberg hall & Himeville hall to Nokweja Nkosi Zulu on 30 August 2024 and return on 01 September 2024	18,000.00	9/3/2024	9/20/2024
98	Emakozeni Trading Enterprise CC	Accommodation for Nesele Lwazi	1,940.00	8/27/2024	9/20/2024

99	Amandaba Funerals	Request for funeral support of Dlamini Abongwe Sbothando who was a resident in ward 10 under Cllr T Bhengu							
100	Early works 286 (Pty) Ltd	Rental for 2024/10. service charge and voice calls	3.300.00	9/4/2024				9/20/2024	Yes
101	Indwangu Enterprise (Pty) Ltd	Cooker for Golden games, womens day and Council meeting for 40 people scheduled to be on 22/08/2024 .	53.304.80	9/2/2024				9/20/2024	Yes
102	Cash	Licensing of Municipal vehicles	11.499.00	9/4/2024				9/20/2024	Yes
			1.250.00	9/9/2024				9/20/2024	Yes
103	Gowabe Construction and developers	Request for grocery items for 320 maidens and metrons who will be attending Umkhosi Wezintombi zase Harry Gwala THIS MEMO SERVES TO REQUEST 3 NON FLUSHING TOILETS FOR PEOPLE WHO WILL BE ATTENDING WOMENS DAY AT WARD 9 NKWEZELA COMMUNITY HALL ON THE 27TH AUGUST 2024 AT 8H30	16.590.00	9/2/2024				9/20/2024	Yes
104	Khalimeshe Maintenance & Construction		9.970.00	9/4/2024				9/20/2024	Yes
105	Inkathazo Group (Pty) Ltd	Request for tent, sound system with generator and toilets for Golden Games at Nhlantlani on the 14 August 2024.	7.800.00	9/10/2024				9/20/2024	Yes
106	Eskom Bulwer CSC	Eskom September statement	40.145.74	9/17/2024				9/23/2024	Yes
107	Eskom Himeville Post Office	Eskom September statement	12.998.14	9/19/2024				9/23/2024	Yes
108	Eskom Dump Compound	Eskom September statement	8.026.91	9/19/2024				9/23/2024	Yes
109	Eskom Kilmon horse racing	Eskom September statement	7.868.68	9/19/2024				9/23/2024	Yes
110	Eskom Lot3 smith street	Eskom September statement	14.065.34	9/19/2024				9/23/2024	Yes
111	Eskom public toilets main street	Eskom September statement	251.41	9/19/2024				9/23/2024	Yes
112	Eskom Underberg taxi rank	Eskom September statement	10.296.55	9/19/2024				9/23/2024	Yes
113	Eskom Himeville area	Eskom September statement	7.671.77	9/19/2024				9/23/2024	Yes
114	Eskom Bulwer taxi rank	Eskom September statement	5.615.45	9/19/2024				9/23/2024	Yes
115	Mr Cl Nueper	Refund of credit on account 265955	2.795.51	9/12/2024				9/23/2024	Yes
116	BG Mazongolo Construction	Construction of Cantocow taxi rank phase 3 certificate 3	483.807.71	9/10/2024				9/27/2024	Yes
117	BG Mazongolo Construction	Siyathuthuka creche certificate 1	390.029.40	9/9/2024				9/27/2024	Yes
118	Solenda JV Nkoryeni	Bulwer streetlight certificate 3	591.310.51	9/9/2024				9/27/2024	Yes
119	Majiki Construction and plant hire	Construction of Thonsini community hall certificate 1	442.290.00	9/9/2024				9/27/2024	Yes
120	Ukwazi Home Development	Construction of Khubeni creche certificate 1	124.788.80	9/10/2024				9/27/2024	Yes
121	Ukwazi Home Development	Installation of storm water pipes in ward 1 2 3 4 5 6 8 9 10 11 12 13 14 and 14	492.660.00	9/20/2024				9/27/2024	Yes
122	Mathutha Trading Enterprise	Maintenance of Kwapiela sport field certificate 4 - release of retention	25.171.35	9/11/2024				9/27/2024	Yes
123	Buhlebezwe Trading (Pty) Ltd	Renovation of Kilmon sports field certificate 3-release of retention	20.572.50	9/13/2024				9/27/2024	Yes
124	PDP RENEWAL	PDP Renewal for Mailibongwe Dlamini	610.00	9/25/2024				9/27/2024	Yes
125	Trophy International	Requisition for the municipal branding of the trophies for the matric awards ceremony scheduled to be held on the 8th February 2024 . at Bulwer Hall.							
126	Sombizi Holdings	Request for an advert for the final IDP/Budget/PMS/SDF 2025/2026 Framework & process plan	4.500.00	9/11/2024				9/27/2024	Yes
127	Mrs V Dusbana	Sitting fee for attending APAC meeting held on the 30/08/2024	4.636.80	9/13/2024				9/27/2024	Yes
128	Enviro serv		1.717.50	8/30/2024				9/27/2024	Yes
129	Tununu J Trading (Pty) Ltd	Removal of waste from Himeville transfer station certificate 9	259.965.39	9/10/2024				9/27/2024	Yes
130	Emakozeni Trading Enterprise CC	PWBS is requesting an air conditional service provider to supply and install air conditioners for Himeville offices.	104.044.00	9/11/2024				9/27/2024	Yes
131	Amaphemba Trading Enterprise	Accommodation for Ndz officials, Nzimande Sindile and Zulu Fezeka.	41.815.20	9/16/2024				9/27/2024	Yes
132	The Perks Family Trust	Request for disaster advisory forum refreshment for 25 people	9.800.00	9/12/2024				9/27/2024	Yes
133	Institute for local government management	Rent August and levy.	7.390.00	9/4/2024				9/27/2024	Yes
		2024 IIGM Conference (19 & 20 September 2024) - registration fee	5.000.00	9/11/2024				9/27/2024	Yes

134	Sanokuhle Trading & Projects	Catering for sod turning in ward 4 on 30-08-2024	15,000.00	9/6/2024	9/27/2024	Yes
135	TPA Consulting CC	Design, oversee & manage Hlabeni community hall.	22,873.64	9/10/2024	9/30/2024	Yes
136	Powervision Technologies	Hosting of emails and websites	9,077.40	9/20/2024	9/30/2024	Yes
137	The institute of Risk management South Africa	2024 annual membership fees : Associate and Non refundable application fee.	3,254.50	9/20/2024	9/30/2024	YES
138	Mntambo Financial Consulting CC	Internal audit : review of interim and final financial statements	180,000.00	9/3/2024	9/30/2024	Yes
139	Emakozeni Trading Enterprise CC	Accommodation for Sethunsa S, Zondi S, Zulu F and Nzimande S	9,501.30	10/9/2024	9/30/2024	Yes
140	Petal Office Trading CC	Branding of Municipal vehicles	135,918.50	9/9/2024	9/30/2024	Yes
			13,829,395.18			

Prepared By : T Khumalo

Signature: 

Reviewed by : MP Mtungwa

Signature: 

DR NKOSAZANA DLAMINI ZUMA LOCAL MUNICIPALITY		
HIGHEST PAID CREDITORS FOR SEPTEMBER 2024		
SUPPLIER	DESCRIPTION	AMOUNT
Mhlongo Security (Pty) Ltd	Provision of security services for a period of 3 years.	1,729,139.31
Conan construction	Repairs & Maintenance of Gravel roads certificate 5 and 4	1,238,722.50
South African local Government Ass	Membership levy for 2024/2025 @ 1%	1,114,060.00
Ndlelezhle Trading	Supply & delivery of 2 single wide three offices (BTO PARK HOMES) and single wide park home office unit (Planning)	1,111,500.00
Splenda JV Nkonyeni	Bulwer streetlight certificate 2 and 3	1,070,422.05
Maleh Development and Constructio	Concrete surfacing of Tarsvalley and Mqatsheni access road certificate 3 and 2	850,563.42
BG Mazongolo Construction	Construction of Centocow taxi rank phase 3 certificate 3 and Siyathuthuka creche certificate 1	883,837.11
Ukwazi Home Development	Construction of Khubeni creche certificate 1 & installation of water pipes	617,448.80
Majiki Construction and plant hire	Construction of Thonsini community hall certificate 1	442,290.00
Mathutha Trading	Supply and delivery of cleaning material and stationery & maintenance of Kwapitela sportfield certificate 4-release of retention	431,989.60
TOTAL		9,489,972.79


IT Khumalo

Reviewed by: MP Mtungwa

Signature:



Signature:



DR NKOSAZANA DLAMINI ZUMA LOCAL MUNICIPALITY
 REPORT FOR CREDITORS PAID WITHIN 30 DAYS IN SEPTEMBER 2024

Number of Payments	COMPLIED	NOT COMPLIED	PERCENTAGE
140	140		100%

Prepared :IT Khumalo

Signature:  _____

Reviewed by: MP Mtungwa

Signature:  _____

Expenditure Management


Free basic electricity

September


DR NKOSAZANA DLAMINI ZUMA LOCAL MUNICIPALITY ^{1ST}
 REPORT FOR CREDITORS PAID WITHIN 30 DAYS IN The **SECOND** QUARTER

Months	Number of Payments	COMPLIED	NOT COMPLIED	PERCENTAGE
july	163	163		
August	95	95		100%
September	140	140		100%
TOTAL	398	398		100%

Prepared by: IT Khumalo

Signature: 

Review by: MP Mtungwa

Signature: 

DEBTORS AND REVENUE MANAGEMENT REPORT AS AT 30 SEPTEMBER 2024

1. **AUTHOR** Chief Financial Officer

1ST LEVEL : MANCO

2ND LEVEL : FINANCE COMMITTEE

3RD LEVEL : EXCO

4TH LEVEL : COUNCIL

2. **PURPOSE:**

To report to the Committee and Council on the revenue and debtors' management.

3. **LEGAL/STATUTORY REQUIREMENTS:**

- MFMA Act No.56 of 2003
- Credit control and debt collection policy

4. **BACKGROUND AND REASONING:**

Dr Nkosazana Dlamini Zuma Municipality council must ensure that all money which is due and payable to the council is collected and for this purpose has adopted the credit control policy and debt collected policy consistent with its tariffs and complying with the provisions of the relevant legislation.

5. **ANNEXURES**

5.1 Age Analysis as at 30 September 2024

5.2 Report on collection rate as at 30 September 2024

5.3 Debt Collection and data cleansing as at 30 September 2024

5.4 Revenue Enhancement Strategy as at 30 September 2024

6. **FINANCIAL IMPLICATIONS:**

This report outlines the financial performance of the debtors and revenue management unit for the Dr Nkosazana Dlamini-Zuma Local Municipality for the 2024/25 financial year for the period ending 31 August 2024. The report is tabled in compliance with Section 71 of the MFMA and has no additional financial implications for the municipality.

7. **RECOMMENDATION:**

That this report be noted by the Committees and Council.

REPORT ON DEBTORS AGE ANALYSIS**As at 30 September 2024**

Debtors' balance as at	Amount
Dr Nkosazana Dlamini Zuma Municipality - July 2024	R112 848 476.28
Dr Nkosazana Dlamini Zuma Municipality - August 2024	R113 746 371.58
Dr Nkosazana Dlamini Zuma Municipality – September 2024	R115 461 925.89

REPORT ON INDIGENT MANAGEMENT**As at 30 September 2024**

Period	Number of Indigents beneficiaries for the period	Amount paid by municipality for the period
Dr NDZLM - July 2024	637 Beneficiaries	R70 494.61
Dr NDZLM – August 2024	564 Beneficiaries	R63 043.92
Dr NDZLM – September 2024	598 Beneficiaries	R66 844.44

REPORT ON TRAFFIC FINES**As at 30 September 2024**

MONTHS	AMOUNT FOR NOTICES ISSUED	AMOUNT RECEIVED
Dr Nkosazana Dlamini Zuma Municipality July 2024	R50 800.00	R4 700.00
Dr Nkosazana Dlamini Zuma Municipality August 2024	R26 700.00	R7 650.00
Dr Nkosazana Dlamini Zuma Municipality – September 2024	R13 100.00	R1850.00
TOTAL	R90 600.00	R14 200.00

REPORT ON ANIMAL POUNDS**As at 30 September 2024**

MONTHS	HIMEVILLE ANIMAL POUND	CREIGHTON ANIMAL POUND	TOTAL
Dr NDZLM – July 2024	R12 269.00	R10 160.00	R22 429.00
Dr NDZLM – August 2024	R25 787.00	R7 068.00	R32 855.00
Dr NDZLM – September 2024	R27 981.00	R8 513.00	R36 494.00
TOTAL	R66 037.00	R25 741.00	R91 778.00

REPORT ON DATA CLEANSING
As at 30 September 2024

Activities	2024/07/31	2024/08/31	2024/09/30
Billing Journals processed	9	14	27
Transfer Journals processed	5	18	14
Account Transfer Transactions performed	0	17	17
queries via email and attended to	17	18	20
Copies of invoices emailed	0	0	0
Change of Ownerships processed	10	17	17
Manual receipts captured	0	0	0
General Valuation updates performed	1	3	3
General customer information updates	0	4	1
Pension rebate applications received	0	1	0
Public Benefit Organisation Rebate applications processed	0	1	0
Tourism rebate applications processed	0	0	0
Manually issued Rates Clearance Certificate	1	3	0

REPORT ON QUERIES (CUSTOMER CARE)**As at 30 September 2024**

MONTHS	NUMBER OF RCC RECEIVED	RCC FIGURES ISSUED	NUMBER OF RCC ISSUED
Dr Nkosazana Dlamini Zuma Municipality July 2024	12 RCC applications	5 RCC figures issued	13 RCC issued
Dr Nkosazana Dlamini Zuma Municipality August 2024	7 RCC applications	7 RCC figures issued	26 RCC issued
Dr Nkosazana Dlamini Zuma Municipality September 2024	8 RCC applications	3 RCC figures issued	19 RCC issued

REPORT ON DEBT COLLECTION**As at 30 September 2024**

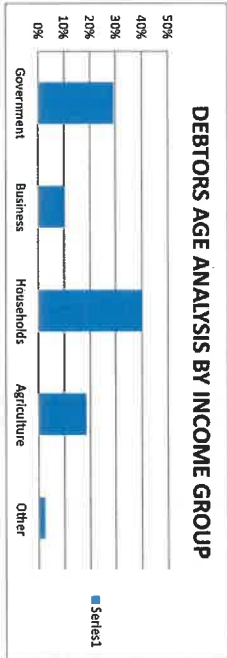
- The debtors' book has increased by 1.5% in the month of September 2024 with the debt set at R115 461 925.89, with a debt collection rate of 66.14%.
- An amount of R66 844.44 has been paid to date has been paid to support free basic electricity with 598 Beneficiaries.
- Traffic fines debtors remain a concern, improved collection strategies are being implemented and yielding dividends with a 16% recovery rate.

REPORT ON COLLECTION RATES - Annexure 5.2

Category	2024/07/31		2024/08/31		2024/09/30	
	Raised	Received	Raised	Received	Raised	Received
RAT01: RESIDENTIAL PROPERTIES	989 359.90	- 712 066.25	974 700.02	- 961 186.52	978 838.76	- 755 618.50
RAT02: BUSINESS, COMMERCIAL, INDUSTRIAL PROPERTIES	867 301.80	- 664 194.65	853 939.05	- 618 858.01	860 855.10	- 715 830.66
RAT03: AGRICULTURAL PROPERTIES	1 248 416.98	- 738 169.41	1 241 717.94	-1 451 699.38	1 237 805.49	- 916 756.32
RAT04: PUBLIC SERVICE PURPOSES	1 157 826.49	- 770 620.55	1 163 942.48	- 119 953.71	1 170 296.56	- 137 162.43
RAT05: PUBLIC SERVICE INFRASTRUCTURE	-	-	-	-	-	-
RAT06: PUBLIC BENEFIT ORGANISATION	2 120.00	-	1 240.00	-	1 240.00	-
RAT08: TOURISM	-	-	-	-	-	-
RAT10: RESIDENTIAL SMALL HOLDING	-	-	-	-	-	-
RAT11: TOURISM URBAN	-	-	-	-	-	-
RAT12: VACANT LAND	207 945.82	- 89 598.09	209 025.83	- 150 262.53	208 047.88	- 109 914.43
REFUSE	424 895.74	- 205 975.10	341 530.86	- 301 525.57	389 755.41	- 272 985.98
Value added tax(refuse)	63 734.36	- 30 896.26	51 229.63	- 45 228.84	58 463.31	- 40 947.90
RENTAL	127 767.29	- 23 197.90	145 279.98	- 155 414.05	167 908.35	- 39 924.61
Value added tax(rental)	19 165.09	- 3 479.68	21 792.00	- 23 312.11	25 186.25	- 5 988.69
SUNDRIES	-	-	-	-	-	-
Value added tax(sundries)	-	-	-	-	-	-
Total Incl	5 108 533.47	-3 238 197.89	5 004 397.79	-3 827 440.72	5 098 397.11	-2 995 129.52
Total VAT	82 899.45	- 34 375.95	73 021.63	- 68 540.94	83 649.56	- 46 936.59
Total Excl	5 025 634.02	-3 203 821.94	4 931 376.16	-3 758 899.78	5 014 747.55	-2 948 192.93
Total Rates	4 472 970.99	-2 974 648.95	4 444 565.32	-3 301 960.15	4 457 083.79	-2 635 282.34
Total Services	635 562.48	- 263 548.94	559 832.47	- 525 480.57	641 313.32	- 359 847.18
Total Services Excl	552 663.03	- 229 172.99	486 810.84	- 456 939.63	557 663.76	- 312 910.59
Opening Balance		111 009 060.06		112 879 395.64		114 056 352.71
Closing Balance		112 879 395.64		114 056 352.71		116 159 620.31
Collection Rates	63.39%		69.87%		66.14%	

AGE ANALYSIS SEPTEMBER 2024

Debtors Age Analysis by Income Group	Current	0-30 Days	30-60 Days	60-90 Days	90-120 Days	Older than 120 Days	Total	Debtor's in %
RATES	(32 662.46)	3 220 159.31	2 414 069.12	2 148 586.48	- 1 935 543.05	96 746 751.54	106 432 457.04	0.86
REFUS	(555 411)	374 407.76	273 164.29	244 067.64	222 569.50	11 378 604.67	12 482 258.45	0.10
RENT		156 546.49	156 546.49	156 546.49	147 477.48	2 666 833.13	3 760 295.10	0.03
TRAFFIC FINES		11 260.00	23 750.00	46 100.00	-	804 500.00	885 600.00	0.01
SUND	(33 207.87)	3 762 363.56	2 867 529.90	2 686 231.60	2 790 904.06	112 265 380.43	124 239 201.68	1.00
Debtors Age Analysis by Customer Group								
Government	-	869 162.77	863 369.10	849 359.53	981 742.36	35 273 457.14	38 837 110.90	0.31
Business	-	387 796.94	301 138.78	274 251.91	337 680.32	12 693 408.33	13 994 276.28	0.11
Households	(32 199.87)	1 711 346.30	1 161 400.85	996 075.83	1 040 900.69	41 395 694.21	46 273 218.01	0.37
Agriculture	(1 008.00)	753 179.48	503 182.05	428 615.75	394 618.76	19 713 497.61	21 792 085.65	0.18
Other	-	40 878.07	38 419.12	57 928.58	35 961.93	3 189 323.14	3 342 510.84	0.03
Total by Customer group	(33 207.87)	3 762 363.56	2 867 529.90	2 686 231.60	2 790 904.06	112 265 380.43	124 239 201.68	1.00



Government	38 837 110.90
Business	13 994 276.28
Households	46 273 218.01
Agriculture	21 792 085.65
Other	3 342 510.84
Total	124 239 201.68

Prepared by
M Sikhakhane

Checked by
N Mkhize

Approved by
N Wala

Date
03/10/2024

Date
03/10/2024

Date



A Better Place for All

Main Street
Creighton, 3263

P.O Box 62

Creighton 3263

Phone: +27 39 833 1038

Fax: +27 39 833 1179

Email: mailbox@ndz.gov.za

www.ndz.gov.za

30 SEPTEMBER 2024

5 .3 DEBT COLLECTION REPORT

Debtors Age Analysis by Customer Group	SEPT 2024	AUG 2024
Government	38,837,110.90	37,765,466.04
Business	13,994,276.28	13,885,371.65
Households	45,387,618.01	45,619,118.52
Agriculture	21,792,085.65	21,740,307.26
Traffic fines	885,600.00	869,650.00
Other debtors	1,261,050.06	1,261,050.06
Total by Customer group	122,157,740.90	121,140,963.53

- **Activities to be done to collect overdue amounts per customer group (Business, Households and Agriculture).**

- Data cleansing will be done to update customer contact information such as contact details, emails etc...
- Calling of customers with an outstanding balance of more than 60days, reminding them of the total due and when can we expect payment.
- Site visits will be done to hand deliver, Letters of demands and latest customer statements. Informing customers to settle the account in full or come in for payment arrangement within 14 days.
- Once all internal collection processes have been exhausted, debtor will be handed over to municipal attorney.

- **Monthly payments arrangements report 30 September 2024**

Account	Name	Balance	Payment	Comment
64039	NP Luzulane	41,764.03	2000.00	One month behind
34265	Earcam one investm	104,491.73	8,329.00	One month behind
173375	SW&A Pienaar	11,152.47	4,000.00	Up-to-date
115045	Swabkillcran	74,101.85	-	Three months behind
102215	Prior & Pitman	183,631.12	-	Two month behind
254575	Mrs TMA Delpport	1,341.24	2,000.00	Up-to-date
30057964	Mrs Stutterheim	60,183.07	-	Two month behind
30060870	Mr. M Mchunu	36,345.36	730.00	Up-to-date
30061998	Nsika Trust	54,111.47	210.00	Up-to-date
128975	John albert trust-trust	263,747.46	11,500.00	Up-to-date
34265	Earcam one investment	104,491.73	-	Two month behind
30057665	JS Steyn	1,333.29	1,442.71	Up to date
123885	DM Watson	23,574.15	777.75	Up to date
246795	Old inchagarth trust	174,953.16	7,732.39	Up to date
123875	DM Watson	112,699.70	5,057.26	Up to date
115315	Delabre Trust trustee	100,966.05	4,601.50	Up to date
30061424	The Ramcharan Trust	84,228.46	6,000.00	Up to date
Total		1,433,116.34	54,380.61	

- **Customer's currently negotiating payment arrangement.**

	Name	Balance	Payment
173575	Basic Blue	67,203.83	2,500.00
128775	Houston store	295,055.52	8,392.00
Total		362,259.35	10,892.00

- **Activities to be done to collect outstanding amounts on Government accounts.**
 - Physical verification will be done for all unverified Ingonyama trust properties that are billing monthly, to verify land use and as to which department is liable for monthly rates
 - Department Provincial Public works, Annual invoices for 2024/25 financial year have been submitted. Currently waiting for payments. Payment of R966 257.60 was received in the Month of September.
 - Department of National Public works, Annual invoices for 2024/25 financial year have been submitted. Payment of R119 280.39 was received in the month of September.
 - Department Rural Development, 2024/25 Invoice have been submitted, currently waiting for payment. Payment of R105 600.00 was received in the month of September.
- **Other Debtors**
 - Letters of demand will be drafted and hand delivered for all other debtors, notifying them of the amount owed and to come forward to make necessary payment arrangement with the municipality.
 - Once all internal collection processes have been exhausted, debtor will be handed over to municipal attorney.
- **Returned post and customer with no payment on account since change of ownership**
 - For the month of Sept 2024, 7 customer contact information such as contact number, email and postal were update on Samras and their accounts also added to monthly emailing of statement.



Main Street
Creighton, 3263

P.O Box 62

Creighton 3263

Phone: +27 39 833 1038

Fax: +27 39 833 1179

Email: mailbox@ndz.gov.za

www.ndz.gov.za

A Better Place for All

30 September 2024

5.4: REVENUE ENHANCEMENT STRATEGY

Main Street
Creighton, 3263

P.O Box 62

Creighton 3263

Phone: +27 39 833 1038

Fax: +27 39 833 1179

Email: taylorc@ndz.gov.za

www.ndz.gov.za



DR NKOSAZANA DLAMINI ZUMA MUNICIPALITY

REVENUE ENHANCEMENT STRATEGY

No.	FUNCTION	PROBLEM STATEMENT OR CHALLENGE	EXTENT OF THE PROBLEM OR REVENUE LOSS	STRATEGIES	ACTIVITIES OR INTERVENTION	REVENUE IMPACT	BUDGET OR FINANCIAL IMPLICATION	TIMEFRAME	RESPONSIBLE
1	Human Settlements	Lack of development in identified land parcels such as Creighton, Bulwer, Underberg and Himmeville	Loss of revenue from stands or properties	Dispose the available unused municipal residential land not earmarked for any municipal development	Dispose the available unused municipal residential land not earmarked for any municipal development 8 municipal owned residential sites in Creighton were sold in a public auction which was held on the 26 th April 2023.	More Revenue to be generated.	To be quantified before finalization of the budget.	30-Jun-25	Manager: Planning and Development ACHIEVED
2	Land Use Management	Formalization of invalid areas next to Bulwer Township	Lack of collection of property rates and service charges in the areas	Dispose and transfer those already invaded stands to the house owners.	Subdivide and sale of land already occupied. The project to formalize the Khenana Area in	Additional property rates and service charges	Costs subdividing	30-Jun-25	Manager: Planning and Development

					Bulwer has commenced and the Final subdivision layout will be developed before the end of 2022/23 FY.				
3	Real Estate	Owners of low cost houses not following municipal process when upgrading/extending their houses	Loss of revenue on upgraded components	Improve property rates revenue generation	Develop 3 different building plans to be used by low cost owners at no fee or lower fee The difficulty in developing standard building plans is that sites have unique characteristics from each other and residents have different preferences. An architect must be appointed for individual site.	Additional property rates and service charges, revenue to be generated due to the increase in the value of the property	Operational Costs	30-Jun-25	Manager: Planning and Development

REVENUE ENHANCEMENT STRATEGY

No.	FUNCTION	PROBLEM STATEMENT OR CHALLENGE	EXTENT OF THE PROBLEM OR REVENUE LOSS	STRATEGIES	ACTIVITIES OR INTERVENTION	REVENUE IMPACT	BUDGET OR FINANCIAL IMPLICATION	TIMEFRAME	RESPONSIBLE
4	Property rates revenue	Loss of revenue due to properties registered in the name of municipality occupied/ owned by third parties	Properties are registered in the name of the municipality resulting in a possible loss of income	To enhance the property rates revenue generation	Identify and verify all properties registered in the municipality to be transferred to the rightful owners The municipal property used by the Department of Health for a Clinic has been paid, the property is now being transferred	Additional Property rates	Operational Costs	30 Jun 2025	Manager: Planning and Development

5	Property Development	Illegal occupants on Transnet houses in Donnybrook and unavailability of land in Donnybrook area	<p>1. Unable to develop Donnybrooks since it privately owned.</p> <p>2. The municipality is currently negotiating with Transnet to permit the municipality to acquire 36 houses in Donnybrook. These houses have been vandalized and occupied illegally by individual citizens. The municipality could potentially generate approximately R1.2 million Per annum on rental income.</p>	Facilitate ownership of Transnet land/houses to the municipality	<p>Follow ups with Transnet Asset Division</p> <p>Transnet has requested a new offer as the existing one was done in 2013, Our rates department together with our property valuers are working on a new offer that will be supported by the valuation certificates</p>	Rental Income	Transfer Costs	30 Jun 2025	Office of the Municipal Manager
6	Business Licenses	Businesses operate without business licenses	All businesses at (former) Ingwe operate without business licenses and thus the Municipality must implement a policy for licensing businesses			<p>License fees revenue will improve</p> <p>The Business Licensing Office has commenced with registration of businesses and there already income that is being generated for the municipality</p>	Operational Costs	30-June-25	<p>Manager: Planning and Development</p> <p>ACHIEVED</p>
7	Land Use	Loss of Revenue on Unused Municipal Agricultural land	Opportunity Costs for all Unused Municipal Land	Identification of all Unused land for potential leasing or partnership	<p>1. Assess and identify all the land belonging to the municipal land</p> <p>2. Partnership with private small farmers or bele cutters etc. for revenue generation</p>	Rental Income to improve	Operational	31-June 2025	Manager: Planning and Development

						land for belling purposes and some of the produce is sold to the community.			
--	--	--	--	--	--	---	--	--	--

REVENUE ENHANCEMENT STRATEGY									
No.	FUNCTION	PROBLEM STATEMENT OR CHALLENGE	EXTENT OF THE PROBLEM OR REVENUE LOSS	STRATEGIES	ACTIVITIES OR INTERVENTION	REVENUE IMPACT	BUDGET OR FINANCIAL IMPLICATION	TIMEFRAME	RESPONSIBLE
8	Development and Planning	Lack of precinct development plan for all municipal towns discourages development	<p>1. Town's expansion and Development is not properly guided.</p> <p>2. Towns growth is discouraged and dejected</p>	Development of municipal town's precincts plans.	All NDZ Towns do have precinct Plans, but some like Underberg and Donnybrook need to be updated.	<p>1. Property Rates and waste income to improve</p> <p>2. Economic growth of our towns.</p>	Operational	30-Jun-25	Manager: Planning and Development
9	Private Public Partnerships			The Municipality should invite property developers and investors in the jurisdiction of the Municipality to develop productive and economic projects to generate municipal revenue and Increase employment.		An investor by the name of uKhahlamba Poultry Abattoir and Broiler Farms has shown interest in sourcing funding and developing the Poultry Processing Plant within the municipality. There are ongoing engagements to finalize an MOU with the municipality. The municipality has also partnered with SANRAL in order for emerging contractors to receive training and a possibility of receiving	Operational	Ongoing	LED Manager / Planning and Development

						work from the entity.			
10	Real Estate	Government amenities or facilities built on properties owned by the municipality, e.g. Underberg Clinic.	Property rates revenue is not generated from these properties	Improve property rates revenue generation	Transfer the properties to relevant government departments and entities The municipal property used by the Department of Health for a Clinic has been paid, the property is now being transferred	Additional property rates and service charges, revenue to be generated due to the increase in the value of the property	Operational Costs	30-Jun-25	Office of the Municipal Manager

REVENUE ENHANCEMENT STRATEGY									
No.	FUNCTION	PROBLEM STATEMENT OR CHALLENGE	EXTENT OF THE PROBLEM OR REVENUE LOSS	STRATEGIES	ACTIVITIES OR INTERVENTION	REVENUE IMPACT	BUDGET OR FINANCIAL IMPLICATION	TIMEFRAME	RESPONSIBLE
11	Economic Development	Lack of Infrastructure support for emerging enterprises	Loss of rental revenue from emerging enterprises	Development of incubation hubs	1. Funding is being sourced and have been received from COGTA to develop trading stalls and sidewalks in Bulwer & EDTEA has also funded an SMME programme referred to as MEI. 2. The municipality has also completed a Business Hive for emerging enterprises in Himeville and allocation will commence soon.	Rental revenue from the incubation hubs/ Vendor Permits	Costs of building incubation hubs	30-Jun-25	Senior Manager: DTPS
12	Real Estate	Non-Payment of taxi permits	Loss of revenue from taxi permits	Levying taxi permits to all taxi owners using serviced Taxi Ranks	1. Engaging all Taxi Associations using Municipal Taxi Ranks 2. Communicating tariffs for using municipal taxi ranks	Additional Taxi Permits revenue to be generated	Operational	31-Dec-24	Community Services Manager
13	Local Economic Development and Tourism	Lack and Failure to Attract potential investors	Investors not aware of potential opportunities available at NDZ	Investors conference	Management to request Office Bearers to lead negotiations of attracting potential investors	Revenue Growth An LED, Tourism & Investment Summit was held in March 2022 and investors were invited and some did attend. There is another session that is planned for February 2023 which will include site visits to towns with	Planning costs	30-June-2025	LED Manager

						investors.			
14	Solid Waste Revenue	Solid Waste Revenue not optimized	Some households are not billed for refuse removal, resulting in a loss of revenue from end users	To enhance refuse removal revenue generation	<p>1. Reconcile the billing database, refuse removal register and the property master register</p> <p>2. Physical verification of all sites where refuse is collected</p>	Additional revenue will be generated	Operational Costs	31-march 2025	Manager : Asset and Revenue

REVENUE ENHANCEMENT STRATEGY									
No.	FUNCTION	PROBLEM STATEMENT OR CHALLENGE	EXTENT OF THE PROBLEM OR REVENUE LOSS	STRATEGIES	ACTIVITIES OR INTERVENTION	REVENUE IMPACT	BUDGET OR FINANCIAL IMPLICATION	TIMEFRAME	RESPONSIBLE
15	Financial Management	The cost of rendering services is not in line with the principals of financial management relating to effectiveness, efficiency and value for money	Trading services, refuse removal are not generating trading surpluses, cost incurred cannot be traced to the value chain of rendering services. Support services costs are not allocated to the primary service functions	Implement value chain analysis and cost remodeling strategy	<ol style="list-style-type: none"> 1. Conduct cost remodeling on all primary service delivery functions 2. Develop new tariff structure for refuse 3. Develop new tariff structure for service and sundry charges 	Additional revenue	Operational Costs	31-Jan-25	Manager : Revenue
16	Commercial/outdoor advertising	The municipality is not charging businesses when they advertising on municipal space	Loss of advertising revenue	<ol style="list-style-type: none"> 1. Communicate outdoor tariffs with affected businesses 2. Enforce outdoor advertising bylaws 	So far, the Municipality is collecting from one company that has approved Billboards in Underberg and Bulwer, the Department is in a process of outsourcing this function due to lack of internal capacity			31-Mar-25	Manager : Asset and Revenue
17	Waste Management	Lack of capacity to estimate private dumpers waste in the Transfer Station	Loss of revenue that could be generated/charged to private dumpers	Procure Resources to estimate private dumpers waste	Acquire Weigh bridge. Gather information of all private dumpers. Establish controls and bill all private dumber	Additional revenue is projected to be generated		28-March-25	Assistant Manager: Public Works and Basic Services
18	Maintenance of Municipal Towns	Investors and Ordinary citizens are discouraged to reside in NDZ	Residents leaving the area because of poor management of towns and Infrastructure	<ol style="list-style-type: none"> 1. Keep out towns clean and safe 2. Improve Infrastructure in Towns 	The relevant department should develop a plan to ensure that all towns are kept clean such as grass cutting and landscaping	Revenue protection	Operational Costs	On-going	Manager Public works and Basic Services.

REVENUE ENHANCEMENT STRATEGY

No.	FUNCTION	PROBLEM STATEMENT OR CHALLENGE	EXTENT OF THE PROBLEM OR REVENUE LOSS	STRATEGIES	ACTIVITIES OR INTERVENTION	REVENUE IMPACT	BUDGET OR FINANCIAL IMPLICATION	TIMEFRAME	RESPONSIBLE
19	Tariffs on refuse collection	Illegal dumping of garden and other refuse	To be determined by study	1. Private dumpers to be charged 2. Illegal dumpers to be fined	1. The department will conduct a study on how to enforce the bylaws for dumping illegally 2. Enforcement of all municipal bylaws	Refuse income to	Operational Costs	31-March 2025	Assistant Manager: Public Works and Basic Services

ASSET MANAGEMENT REPORT AS AT 30 SEPTEMBER 2024

AUTHOR : Chief Financial Officer
1ST LEVEL : MANCO
2ND LEVEL : FINANCE COMMITTEE
3RD LEVEL : EXCO
4TH LEVEL : COUNCIL

1. PURPOSE

To report to the Committee and Council on the Asset management status and activities

2. LEGAL/STATUTORY REQUIREMENTS

- MFMA Act No.56 of 2003
- Asset management and disposal policy

3. BACKGROUND AND REASONING

Dr Nkosazana Dlamini-Zuma Local Municipality is required to ensure the effective and efficient control, utilization, safeguarding and management of Dr Nkosazana Dlamini Zuma Local Municipality's movable and immovable assets and to ensure proper recording of assets from authorisation to acquisition and subsequent disposal.

4. FINANCIAL IMPLICATIONS

This report outlines the financial performance and impact for Dr Nkosazana Dlamini-Zuma Local Municipality for the 2024/25 financial year, for the period ending 30 September 2024, as well as the financial position as at 30 September 2024. No additional financial implications for the municipality are expected.

DR NKOSAZANA DLAMINI ZUMA MUNICIPALITY
 FIXED ASSET REGISTER LEAD SCHEDULE
 ANALYSIS OF PROPERTY PLANT AND EQUIPMENT, INTANGIBLE ASSETS AND INVESTMENT PROPERTY
 AS AT 30 SEPTEMBER 2024

Asset category	Class segment	Cost							Accumulated depreciation and impairment losses								Carrying Value
		Opening Balances	Correction of Prior year error	Additions	Additions WIP	Disposal/transfers	Closing Balance	Opening Balance Accumulated depreciation	Adjustment	Depreciation for the year	Closing Balance Accumulated depreciation	Opening Balance Accumulated Impairment	Impairment	Closing Balance Acc Impairment	Written Off/sold	Closing Balance	
		R	R	R	R	R	R	R	R	R	R	R	R	R	R	R	
Infrastructure		284 773 553	-	-	-	-	303 526 786	106 257 312	-	6 580 362	112 837 674	-	-	-	-	112 837 674	190 689 112
	Trading Services	1 620 929	-	-	-	-	1 620 929	233 415	-	39 122	272 537	-	-	-	-	272 537	1 948 992
	Economic and environmental services	263 152 624	-	-	-	-	301 905 856	106 023 897	-	6 541 240	112 565 137	-	-	-	-	112 565 137	189 540 759
Community Assets		275 997 594	-	-	-	-	275 997 594	51 922 133	-	2 806 979	53 429 305	3 313 422	-	3 313 422	-	56 742 728	219 254 866
	Community and public safety	260 208 921	-	-	-	-	260 208 921	43 551 144	-	1 290 701	44 842 045	1 074 885	-	1 074 885	-	45 916 930	214 291 991
	Trading Services	7 669 627	-	-	-	-	7 669 627	4 485 947	-	118 713	4 604 660	2 230 760	-	2 230 760	-	6 835 419	833 607
	Governance and administration	8 119 046	-	-	-	-	8 119 646	3 884 843	-	47 758	3 932 601	7 778	-	7 778	-	3 990 379	4 129 268
Machinery and equipment		13 777 667	-	-	-	-	13 777 667	4 025 148	-	395 603	4 263 146	18 594	-	18 594	-	4 281 940	9 495 727,04
	Community and public safety	1 890 065	-	-	-	-	1 890 065	794 291	-	29 251	823 542	0	-	0	-	823 542	1 066 524
	Economic and environmental services	10 205 032	-	-	-	-	10 205 032	2 800 955	-	188 583	2 990 538	18 579	-	18 579	-	3 009 117	7 195 921
	Governance and administration	1 682 569	-	-	-	-	1 682 569	428 852	-	20 414	449 266	21	-	21	-	449 287	1 233 282
Transport		45 174 766	-	-	-	-	45 174 766	15 873 103	-	1 395 760	16 702 466	475 734	-	475 734	-	17 178 199	27 996 567
	Community and public safety	22 286 477	-	-	-	-	22 286 477	9 086 468	-	303 770	9 990 198	475 734	-	475 734	-	10 465 931	11 820 546
	Economic and environmental services	15 770 969	-	-	-	-	15 770 969	3 723 186	-	310 551	4 033 737	-	-	-	-	4 033 737	11 737 233
	Governance and administration	4 834 362	-	-	-	-	4 834 362	1 284 597	-	96 595	1 381 191	-	-	-	-	1 381 191	3 453 170
	Trading Services	2 282 958	-	-	-	-	2 282 958	1 178 853	-	118 488	1 297 340	-	-	-	-	1 297 340	985 018
Furniture and Office Equipment		8 999 271	-	169 944,00	-	-	8 969 327	5 383 105	-	318 257	5 701 362	16 464	-	16 464	-	5 717 826	3 251 391
	Community and public safety	4 236 026	-	-	-	-	4 236 026	2 381 038	-	1 257	2 891 874	-	-	-	-	2 891 874	1 344 152
	Economic and environmental services	377 985	-	-	-	-	377 985	224 552	-	4 702	279 258	39	-	39	-	279 297	98 088
	Governance and administration	3 985 262	-	-	-	-	3 985 262	2 279 782	-	66 889	2 286 671	14 845	-	14 845	-	2 301 516	1 683 746
Leased Assets		740 364	-	-	-	-	740 364	143 274	-	248 235	176 446	-	-	-	-	176 446	563 918
	Community and public safety	-	-	-	-	-	-	-	-	-	-	-	-	-	-	-	-
	Economic and environmental services	-	-	-	-	-	-	-	-	-	-	-	-	-	-	-	-
	Governance and administration	740 364	-	-	-	-	740 364	143 274	-	33 172	176 446	-	-	-	-	176 446	563 918
Computer equipment		6 560 187	-	88 884,60	-	-	6 591 081	4 198 957	-	422 977	4 376 885	38 530	-	38 530	-	4 415 414	2 375 667
	Community and public safety	1 172 091	-	-	-	-	1 172 091	586 946	-	41 209	838 055	-	-	-	-	838 055	534 026
	Economic and environmental services	584 371	-	-	-	-	584 371	435 674	-	14 710	430 384	-	-	-	-	430 384	153 987
	Governance and administration	4 745 735	-	-	-	-	4 745 735	2 982 237	-	126 209	3 108 446	38 530	-	38 530	-	3 146 975	1 598 760
Buildings (Other)		51 459 099	-	-	-	-	51 459 099	7 538 653	-	596 667	8 044 720	-	-	-	-	8 044 720	43 414 375
	Economic and environmental services	20 790 842	-	-	-	-	20 790 842	220 008	-	186 109	406 115	-	-	-	-	406 115	20 384 726
	Community and public safety	2 148 577	-	-	-	-	2 148 577	722 819	-	26 440	749 369	-	-	-	-	749 369	1 999 208
	Governance and administration	28 519 680	-	-	-	-	28 519 680	6 595 728	-	293 507	6 889 235	-	-	-	-	6 889 235	21 630 446
Land (Other)		12 738 101	-	-	-	-	12 738 101	-	-	-	-	-	-	-	-	-	12 738 101
Work in progress		21 937 724	-	10 963 715,02	-	-	32 901 439	-	-	-	-	-	-	-	-	-	32 901 439
Infrastructure Assets		9 570 447	-	4 855 099,72	-	-	14 425 547	-	-	-	-	-	-	-	-	-	14 425 547
Community Assets		5 623 799	-	4 938 615,30	-	-	10 562 415	-	-	-	-	-	-	-	-	-	10 562 415
Buildings (Other)		6 743 477	-	1 170 000,00	-	-	7 913 477	-	-	-	-	-	-	-	-	-	7 913 477
		701 700 337	-	11 422 543,62	-	-	713 876 113	195 337 585	-	7 143 577	205 532 203	3 862 744	-	3 862 744	-	209 394 947	542 881 166
Intangible assets		1 297 471	-	442 624,08	-	-	1 740 096	879 551	-	410 050	1 289 601	-	-	-	-	1 289 601	450 804
	Community and public safety	61 252	-	-	-	-	61 252	56 521	-	4 711	61 252	-	-	-	-	61 252	-
	Economic and environmental services	4 566	-	-	-	-	4 566	-	-	-	4 566	-	-	-	-	4 566	-
	Governance and administration	1 231 653	-	442 624,08	-	-	1 674 278	818 465	-	405 339	1 223 783	-	-	-	-	1 223 783	450 484
Intangible assets		1 297 471	-	442 624,08	-	-	1 740 096	879 551	-	410 050	1 289 601	-	-	-	-	1 289 601	450 804
Investment Assets		30 302 000	-	-	-	-	30 302 000	-	-	-	-	-	-	-	-	-	30 302 000
Investment Assets		30 302 000	-	-	-	-	30 302 000	-	-	-	-	-	-	-	-	-	30 302 000
GRAND TOTAL NCV		733 299 808	-	11 865 167,70	-	-	745 164 976	196 217 136	-	7 553 627	206 821 804	3 862 744	-	3 862 744	-	210 684 548	573 233 660

5. TAKE AWAY ON PLANNED AND ONGOING ACTIVITIES

The municipality has non-current assets to the value of R 573 233 660 as at 30 September 2024 with the split presented in the table above, this indicated the level of long term investment in the municipality's assets.

The municipality acquired assets for the period 1 July 2024 to date amounting to R 11 865 167,70. These amounts are classified as per the generally recognised accounting practise and municipal asset management and disposal policy as adopted by council.

With the inclusion of non-current assets acquired during this current year depreciation is calculated at R 7 553 627. This reflects how much of the asset's value has been used up over the ordinary course of business for the year.

A complete asset verification is being conducted involving all municipal departments and end-users in line with the verification plan, with results to be factored into the year-end reporting, annual financial statement preparation and basis for future budgeting.

The table reflects expenditure by asset class of repairs and maintenance. The table is compiled after reviewing transactions that occurred during the period to ensure that the information presented is accurate, valid and complete.

Expenditure line item	Classification	R
Repairs and Maintenance	Community assets	
Repairs and Maintenance	Office Buildings	673 582.24
Repairs and Maintenance	Plant and Equipment	586.00
Repairs and Maintenance	Roads	4 683 826.40
Repairs and Maintenance	Vehicles	1 300 936.78
Repairs and Maintenance	Computer Equipment	
Total		6 658 931.42

6. RECOMMENDATION

That this report be noted by the Committees and Council.

REPORT ON FLEET MANAGEMENT FOR MONTH ENDING SEPTEMBER 2024

AUTHOR: Chief financial officer
(File Ref :) Finance Department

1st Level Manco
2nd level: FINANCE
3rd level: EXCO
4th level: COUNCIL

PURPOSE

To inform the Committees and Council about fleet management of the municipality

LEGAL/STATUTORY REQUIREMENTS

Municipal Systems Act 32 of 2000, Municipal Fleet Management Policy & MFMA

BACKGROUND AND REASONING

- BD37XSZN remains the highest in fuel consumption with the total amount of R47,720.12 spent only on fuel, this is caused by the big distance the truck covers.

FINANCIAL IMPLICATIONS:

Refer to annexures

Annexure

- A. Tyres information
- B. Excessive repairs information
- C. Accident information
- D. Cost analysis

RISKS

- Vehicle abuse, Accidents, Car theft

MANAGEMENT OF RISKS

- Trip Authorization forms
- Insurance
- Management Reports
- Trackers Reports

RECOMMENDATIONS

- That Council and Committees to note this report

ANNEXURE A

TYRES INFORMATION

REGISTRATION NUMBER	VEHICLE MAKE	DESCRIPTION	TOTAL AMOUNT
BR 17 PN ZN	UD TRUCK WATER TANK	NEW TWO TYRES	17,250.00
BR 17 WZ ZN	ROLLER	NEW TWO TYRES	33,250.00
BR 17 HP ZN	UD SKIPPER	NEW SIX TYRES	58,496.48
BD 37 LH ZN	TOYOTA S/C	NEW THREE TYRES	10,581.00
BR 17 KG ZN	ISUZU D/C	TWO NEW TYRES	7,948.99

TOTAL: R 127,526.47

ANNEXURE B

REPAIRS INFORMATION

REGISTRATION NUMBER	VEHICLE MAKE	DESCRIPTION	TOTAL AMOUNT
BD 37 BW ZN	ISUZU S/C	REPLACEMENT OF CHASSIS, FRONT SHOCKS, ALTERNATOR, CAB FRAME, AND SERVICE	77,781.00
BD 37 WW ZN	TLB	REPLACED AIRCON CONDENSOR AND COMPRESSOR	42,866.49
BR 17 HP ZN	UD TRUCK SKIPPER	SERVICE AND SUSPENSION GREASE	11,204.29
BD 37 LH ZN	TOYOTA S/C	CLUTCH REPAIR	14,862.19
BR 17 VP ZN	TOYOTA S/C	EMERGENCY LIGHTS REPAIRS	18,279.14
BS 48 MX ZN	ISUZU D/C	INSTALLATION OF EMERGENCY LIGHTS	40,836.50

TOTAL: R205, 829.61

ANNEXURE C

ACCIDENT INFORMATION

SEPTEMBER 2024

ACCIDENT TO VEHICLE:						
DATE	VEHICLE	DRIVER EMPLOYMENT NUMBER	REPORTED TO FLEET UNIT YES/NO	REPORTED TO INSURANCE YES/NO	EXTENT OF DAMAGES	CASE STATUS
17 SEPT 2024	BN 35 FH ZN		YES	YES	LEFT FRONT LIGHT & STEPPING BAR	CASE TRANSFERRED TO HUMAN RESOURCES DEPARTMENT
18 SEPT 2024	BR 17 LG ZN		YES	YES	RIGHT FRONT SIDE BUMPER	CASE TRANSFERRED TO HUMAN RESOURCES DEPARTMENT
26 SEPT 2024	BD 37 TF ZN		YES	YES	LEFT FRONT LIGHT	CASE TRANSFERRED TO HUMAN RESOURCES DEPARTMENT

BR 17 NV ZN	UD TRUCK TIPPER	475	4,608.69	217.08	908.50	-	-	-	-	172.94
BR 17 PN ZN	UD TRUCK WATER TANK	2198	7,188.55	326.90	6,283.66	-	17,250.00	-	-	201.84
BR 17 NL ZN	UD TRUCK LOWBED	-	-	-	4,283.22	-	-	-	-	166.96
BR 17 XL ZN	GRADER	189 HRS	5,211.20	245.46	-	-	626.75	-	-	173.11
NIP 2940	S/C ISUZU	1033	2,103.07	96.96	-	-	-	-	69.00	176.59
BR 17 WZ ZN	ROLLER	-	-	-	-	-	33,250.00	-	-	181.74
BR 17 HP ZN	UD TRUCK SKIP	5460	19,631.45	917.77	11,204.29	277.92	58,496.48	-	-	253.28
BN 35 FH ZN	ISUZU REFUSE TRUCK	789	12,306.60	566.91	-	-	730.20	-	-	182.13
NIP 2982	TRACTOR	17 HRS	1,269.08	58.51	-	-	-	-	-	165.43
NIP 2983	TRACTOR	10 HRS	1,127.20	52.87	-	-	-	-	-	165.35

COMMUNITY SERVICES DEPARTMENT

VEHICLES	MAKE & MODEL	DISTANCE/ KM	FUEL COSTS	FUEL IN LITRES	REPAIRS	SERVICE	TYRES	TOLL	OIL	FEES
BD 37 RD ZN	D/C ISUZU	1915	4,228.94	194.06	-	-	-	-	-	177.64
BD 37 RF ZN	CHEV CRUZE	-	-	-	-	-	-	-	-	159.43
BD 37 LH ZN	S/C TOYOTA	3168	6,676.80	309.06	14,862.19	3,560.98	10,581.00	-	-	231.13
BD 37 RG ZN	S/C ISUZU	2761	5,610.54	254.77	-	-	-	-	-	183.69
BD 37 PY ZN	COROLLA	4139	8,081.64	368.30	-	-	-	-	15.50	217.06
BD 37 RL ZN	AVANZA	3958	6,753.69	311.08	1,958.50	-	-	-	-	222.72
BD 37 WT ZN	D/C NISSAN	1507	2,628.33	121.17	2,876.54	7,599.35	-	-	--	187.51
BD 37 WP ZN	D/C NISSAN	3520	8,375.59	380.74	-	442.75	-	51.50	-	217.45
BD 37 XS ZN	UD TRUCK ANIMAL TRUCK	6819	47,720.12	2199.53	-	-	-	-	-	226.57
BD 37 YR ZN	ISUZU FIRE TRUCK	614	6,190.90	276.30	-	-	-	-	-	189.34
BH 05 JD ZN	TRAFFIC D/C ISUZU	2729	5,537.50	254.61	-	4,156.35	-	-	15.50	201.83
BJ 48 XP ZN	D/C ISUZU	3714	9,255.09	427.93	9,836.15	-	-	-	-	217.32
BJ 48 WK ZN	E/C ISUZU	2094	6,044.70	274.64	-	-	-	-	-	199.96
BM 10 SN ZN	S/C ISUZU	3353	6,665.02	307.79	-	-	-	145.00	-	232.45

BM 10 XK ZN FIRE	D/C ISUZU	3546	8,137.62	371.54	-	-	-	-	-	201.03
BM 10 NX ZN FIRE	D/C ISUZU	1568	4,555.35	213.35	-	-	-	-	-	204.55
BR 17 VP ZN	S/C TOYOTA	2217	5932.85	266.27	18,279.14	4,827.44	-	-	-	222.39
BR 17 MS ZN	S/C ISUZU	1520	4,860.52	221.97	908.50	-	92.00	-	-	189.17
BR 17 KG ZN	D/C ISUZU	5452	13,682.81	628.71	-	7,142.77	7,948.99	15.50	-	249.01
BR 17 LG ZN	D/C ISUZU	2953	8,765.34	399.79	7,425.55	-	-	-	-	231.89
BR 17 WR ZN	S/C ISUZU	-	-	-	-	-	-	-	-	159.43
BR 17 JS ZN	D/C ISUZU	4105	9,984.19	454.77	908.50	-	208.00	-	-	223.94
BR 17 LW ZN	S/C ISUZU	3790	9,220.36	423.22	908.50	-	-	-	-	202.05
BS 48 MX ZN	D/C ISUZU TRAFFIC	3436	8,055.62	370.75	40,836.50	-	1,092.50	15.50	-	254.48
BT 82 KK ZN	D/C ISUZU FIRE	-	-	-	-	-	-	-	-	159.43

CORPORATE SERVICES DEPARTMENT

VEHICLES	MAKE & MODEL	DISTANCE/ KM	FUEL COSTS	FUEL IN LITRES	REPAIRS	SERVICE	TYRES	TOLL	OIL	FEES
BD 37 RY ZN	S/C ISUZU	1451	3,021.68	135.25	4,996.75	-	-	-	-	195.03
BD 37 SD ZN	CHEV CRUZE	1769	4,268.10	196.48	-	-	-	-	--	203.82
BK 43 GX ZN	D/C TOYOTA	4608	9,154.63	430.83	-	-	-	160.50	130.00	255.20
BR 17 WG ZN	COROLLA	1287	2,693.54	124.63	908.50	-	-	77.50	-	214.81

EXECUTIVE AND COUNCIL

VEHICLES	MAKE & MODEL	DISTANCE/ KM	FUEL COSTS	FUEL IN LITRES	REPAIRS	SERVICE	TYRES	TOLL	OIL	FEES
BD 37 NF ZN	AVANZA	1688	2,899.71	132.66	-	-	-	15.50	-	187.67
BH 05 JT ZN	D/C ISUZU	2590	5,761.02	259.38	2,570.25	-	-	-	161.00	257.03
BJ 48 WV ZN	VW BUS	5104	13,610.41	626.61	-	-	-	401.00	-	273.58

BUDGET AND TREASURY OFFICE

VEHICLES	MAKE & MODEL	DISTANCE/ KM	FUEL COSTS	FUEL IN LITRES	REPAIRS	SERVICE	TYRES	TOLL	OIL	FEES
BD 37 MZ ZN	AVANZA	961	1,698.53	78.50	-	-	-	-	15.50	176.35
BD 37 SK ZN	S/C ISUZU	1085	2,590.95	117.51	-	-	-	-	-	186.91
BH 05 HC ZN	D/C ISUZU	4145	9,716.83	445.43	-	-	-	278.50	-	298.28
NIP 2642	QUANTUM	1094	2,909.18	129.82	-	-	-	-	-	171.61
BN 35 DV ZN	ROLLBACK	684	4,507.05	204.96	8,160.08	-	-	-	-	176.59

PLANNING AND DEVELOPMENT SERVICES

VEHICLES	MAKE & MODEL	DISTANC E/KM	FUEL COSTS	FUEL IN LITRES	REPAIRS	SERVICE	TYRES	TOLL	OIL	FEES
BR 17 RB ZN	D/C NAVARA	3569	5,278.50	237.25	2,691.00	7,421.87	92.00	-	-	210.13
NIP 2343	S/C NISSAN	686	1,338.25	63.63	-	-	-	-	-	165.46
NIP 2357	D/C ISUZU	3624	7,661.63	350.57	-	-	-	176.00	-	254.38
BD 37 WM ZN	D/C NISSAN	4027	8,403.61	380.99	-	-	-	109.50	150.00	238.75
BK 43 HS ZN	D/C TOYOTA	-	-	-	-	-	-	-	-	159.43
BK 43 KN ZN	S/C ISUZU	1952	4,148.10	185.61	-	-	-	-	-	177.60
BM 10 VF ZN	D/C ISUZU	1604	4,173.13	192.78	-	-	-	-	-	177.61

TOTAL		143977 KM & 594 HRS	443,135.50		265,681.52	57,699.50	131,993.37	1,477.00	2,116.50	15,348.08
--------------	--	--------------------------------	-------------------	--	-------------------	------------------	-------------------	-----------------	-----------------	------------------

REPORT ON SUPPLY CHAIN MANAGEMENT FOR THE MONTH ENDED 30 SEPTEMBER 2024-DR NKOSAZANA DLAMINI ZUMA MUNICIPALITY

AUTHOR: CHIEF FINANCE OFFICER (File Ref: Budget and Treasury Office)

1st Level : MANCO
2nd Level : Finance Committee
3rd Level : EXCO
4th Level : Council

PURPOSE

To present the Implementation of the Supply chain management policy to the Committee and Council on purchases made by the municipality for the month ended 30 September 2024.

BACK GROUND

The Municipal Finance Management Act No 56, 2003 Chapter 11, the municipal supply chain management Regulation, as published in the Government Gazette on 30 May 2005 and the Supply Chain Management Policy as adopted by Council state that a report must be submitted within ten (10) working days of the end of each month to committees and council, in order to create a transparent image to all processes in the Supply Chain Management Division.

LEGISLATIVE FRAMEWORK

- Constitution of Republic of South Africa, Act No 108 of 1996
- Municipal Finance Management Act, No 56 of 2003 Section 71
- Board Based Black Economic Empowerment Amended Act,2013 (Act Non.46 of 2013)
- PPPFA Regulations 2000
- Supply Chain Management policy

RANGE OF PROCUMENT

- Direct purchase, up to the transaction value of R 2000,00
- formal written price quotations for procurements of a transaction value above R2 000.00 up to R300 000 (VAT included);
- formal written price quotations for procurements of a transaction value above R30 000.01 up to R300 000 (VAT included);
- Competitive bidding procurements above a transaction value of R300 000,01 (VAT included)

STAFF IMPLICATIONS

- There is no staff implication

BID COMMITTEE SITTINGS

Bid Specification Committee	: 2
Quotation Specification Committee	: 2
Bid Evaluation Committee	: 4
Bid Adjudication Committee	: 4

Note: The bid committees are expected to sit at least 4 times a month as per SCM calendar.

FINANCIAL IMPLICATION / EXPENDITURE

○ DEVIATIONS	: R 115 237,50
○ IRREGULAR EXPENDITURE	: R 0.00
○ FRUITLESS AND WASTEFUL EXPENDITURE	: R 0.00
○ UNAUTHORISED EXPENDITURE	: R 0.00
○ ORDERS BELOW R 30 000,00 (ONCEOFF)	: R 119 385,86
○ ORDERS FOR CONTRACTED SERVICES	: R 219 881,87
○ AWARDS BETWEEN R 30 000.01 – 300 000,00	: R 63 004,80
○ AWARDS MORE THAN R 300 000.01	: R 345 000,00
○ FUEL ORDERS	: R 8 500,00
○ FUNERAL	: R 13 200,00
○ TRANSVERSAL CONTRACT	: R 3 457 414,05
○ PANELS/ CONTRACTED	: R 3 248 231,36

ANNEXURES

- Annexure “A” – Deviation and Unauthorised, Fruitless and wasteful expenditure
- Annexure “B” – Orders below R 30 000,00 (once off)
- Annexure “C” – Orders for contracted services
- Annexure “D” – Between R 30 000,01 – R 300 000,00
- Annexure “E” – Awards more than R 300 000, 01
- Annexure “F” – Fuel orders
- Annexure “G” – Funeral orders
- Annexure “H” – Transversal Contract
- Annexure “I” - Panel

RECOMMENDATIONS

That Committee and Council note this report

SUMMARY OF ORDERS FOR THE PERIOD OF 30 SEPTEMBER 2024 (see Annexure A)

DESCRIPTION	RANGE	AMOUNT
Direct Purchase below	R0.01-R2000	R -
Written formal quotation	R 2 000,00 - R 30 000,00	R 119,385.86
TOTAL ONCEOFF ORDERS		R 119,385.86
Deviations		R 115,237.50
Irregular Expenditure		R -
Fruitless and wasteful expenditure		R -
Unauthorised expenditure		R -
Contracted Services	Contracted	R 219,881.97
Quotation	R 30 000,01-R 300 000,00	R 63,004.80
Bids	Above R300 000,01	R 345,000.00
Petrol Orders		R 8,500.00
Funeral Assistance Orders		R 13,200.00
Transversal Contract		R 3,457,414.05
Panel service providers	Contracted	R 3,248,231.36
TOTAL ORDERS		R 7,589,855.54

DEVIATION FOR THE MONTH ENDED- 30 SEPTEMBER 2024 (ANNEXURE A)

DATE	ORDER NO.	COMPANY NAME	AMOUNT	DESCRIPTION OF SERVICE	REASON
12/09/2024	10756	Bulwer and Donnybrook taxi association	R17,500.00	Transport for Maidens attending umhosi womhlanga KwanoNgoma	Impractical to follow the SCM process -Municipality has two taxi association Donnybrook and Bulwer
19/09/2024	9909	Bulwer and Donnybrook taxi association	R18,000.00	Transport for artist lucky boys and Usinga home boys attending isicathamiya competition	Impractical to follow the SCM process -Municipality has two taxi association Donnybrook and Bulwer
26/09/2024	10759	Underberg and Himeville association	R30,000.00	Transport for community attending IDP roadshow ward 1,2,3,and 4	Impractical to follow the SCM process -Municipality has two taxi association Undeberd and Himeville
23/09/2024	00000900 002341	MAM SOUTH AFRICA	R49,737.50	Service provider to facilitate Asset Management Training in Durban. Check in 26/09/2024 to 27/09/2024. Second check in 24/10/2024 to 25/10/2024.	The CMAM is the only service provider offering this training at the moment
TOTAL ORDERS			R115,237.50		

IRREGULAR EXPENDITURE FOR THE MONTH ENDED- 30 SEPTEMBER 2024 (ANNEXURE B)

DATE	ORDER NO.	COMPANY NAME	AMOUNT	DESCRIPTION OF SERVICE	REASON
TOTAL ORDERS			R0.00		

FRUITLESS AND WASTEFUL EXPENDITURE FOR THE MONTH ENDED- 30 SEPTEMBER 2024

DATE	ORDER NO.	COMPANY NAME	AMOUNT	DESCRIPTION OF SERVICE	REASON

R0.00

UNAUTHORISED EXPENDITURE FOR THE MONTH ENDED- 30 SEPTEMBER 2024 (ANNEXURE G)

DATE	ORDER NO.	COMPANY NAME	AMOUNT	DESCRIPTION OF SERVICE	REASON
			<u>R0.00</u>		

MINOR BREACHES

DATE	ORDER NO.	COMPANY NAME	AMOUNT	SERVICE	REASON
			<u>R0.00</u>		

TRANSVERSAL ORDERS FOR 30 SEPTEMBER 2024 (Annexure A)			
ORDER NO.	COMPANY NAME	SERVICE	AMOUNT
9908	NMI Durban South Motors (Pty) Ltd	Honey Sucker Truck	R1,970,364.00
9911	Bell Equipment sale SA	TLB	R1,487,050.05
TOTAL ORDERS			R3,457,414.05

BURIAL ASSISTANCE ORDERS THE PERIOD OF 30 SEPTEMBER 2024

Order Numbers	Family	Ward 1	Ward 2	Ward 3	Ward 4	Ward 5	Ward 6	Ward 7	Ward 8	Ward 9	Ward 10	Ward 11	Ward 12	Ward 13	Ward 14	Ward 15	Total
000009000 02272	Funeral support of Shabalala Pius Mlindeli in ward 15 under Cllr W M Mtolo	R-	R-	R-	R -	R -	R-	R -	R-	R -	R -	R-	R-	R-	R-	R 3,300.00	R 3,300.00
000009000 002290	Funeral support of Bashilo Emerencia Soni in ward 14 under Cllr TE M dladla	R-	R-	R -	R-	R -	R-	R-	R-	R -	R-	R -	R-	R-	R 3,300.00	R-	R 3,300.00
000009000 002331	support of W Mtolo in ward 06 under Cllr NG Dlamini	R-	R -	R-	R-	R-	R 3,300.00	R -	R-	R -	R-	R-	R-	R-	R-	R -	R 3,300.00
900002238	request funeral support of Shezi Vusumuzi Michael who was a resident in ward 11 under Cllr X Zamisa	R -	R-	R-	R-	R-	R-	R-	R-	R -	R 3,300.00	R -	R-	R-	R-	R	R 3,300.00
		R-	R-	R-	R-	R-	R -	R-	R-	R -	R-	R-	R-	R-	R-	R	R -
		R-	R-	R-	R-	R-	R-	R-	R-	R-	R-	R-	R-	R-	R -	R-	R -
		R-	R-	R-	R-	R-	R-	R-	R-	R-	R-	R -	R-	R-	R-	R	R -
		R-	R-	R-	R-	R-	R-	R-	R-	R-	R-	R-	R-	R-	R-	R-	R -
		R-	R-	R-	R-	R-	R-	R-	R-	R-	R-	R-	R-	R-	R-	R-	R -
		R-	R-	R-	R-	R-	R-	R-	R-	R-	R-	R-	R-	R-	R-	R-	R -
		R -	R -	R -	R -	R -	R 3,300.00	R -	R -	R -	R 3,300.00	R -	R -	R -	R 3,300.00	R 3,300.00	R 13,200.00

PETROL ORDERS FOR PERIOD OF 30 SEPTEMBER 2024			
ORDER NUMBERS	COMPANY NAME	DESCRIPTION OF SERVICES RENDERED	AMOUNT
000000900002344	FLEETSIDE TRADING	Request for petrol for brushcutters- Creighton parks and open spaces	R1,700.00
000000900002347	FLEETSIDE TRADING	Request for petrol for brushcutters- Donnybrook parks and open spaces	R1,700.00
000000900002343	FLEETSIDE TRADING	Request for petrol for brushcutter - Creighton cemeteries	R1,700.00
000000900002346	FLEETSIDE TRADING	Request for petrol for brushcutters- Creighton centre	R1,700.00
000000900002345	FLEETSIDE TRADING	Request for petrol for brushcutters - Donnybrook centre	R1,700.00
Total			R8,500.00

DIRECT PURCHASE BETWEEN R0.01-R2000 FOR THE MONTH OF 30 SEPTEMBER 2024			
ORDER NUMBER	COMPANY NAME	DESCRIPTION OF SERVICE/GOODS	AMOUNT
TOTAL ORDERS			R0.00

CASH BOOK

Opening balance as per the Petty Cash Reconcilliation

Total Receipts	_____
Total petty cash for the month	=====
Total Payments/ Purchase	=====
Cash & Outstanding vouchers/ Closing balance	_____
Total issued orders	=====
Total payments/Purchases	=====

TOTAL PETTY CASH EXPENSE FOR THE MONTH	_____
---	-------

WRITTEN QUOTATIONS BETWEEN R2000,01 TO R30 000,00 FOR 30 SEPTEMBER 2024 (Annexuer B)			
Order Numbers	Company Name	DESCRIPTION OF SERVICE RENDERED	AMOUNT
000000900002336	ISITE INTERNET SOLUTIONS	Procurement of 14Inch Laptop for Miss T Makhanya (Administrator: Budget and Reporting)	R20,756.06
000000900002330	NCIZA CONSTRUCTION AND PROJECTS	Request for Catering for the MPT Meeting.The Meeting will take more than 5 hours and will be attended by external stakeholders Date: 17 September 2024 Time: 09h00 am to 15h00 am Venue: Himeville Boardroom 1. X3 Hot Platter 2. X3 Wraps Platter 3. X2 Fruit Platter 4. X15 Fruit Juice 5. X15 Water	R3,905.00
000000900002304	TM AND Z TRADING AND PROJECTS	Request for Catering Service for District Corporate Support Services Forum IGR schedule to take place as follows :Date : 13/09/24 Time : 10h00 am Venue : Council Chamber Menu;1 Hot Platter 1 Cold Platter 1Serviette (pack of 15) 1 Paper Plates pack 15) 15 soft drinks 15 bottles of water	R2,100.00
000000900002236	KEYBULLET TRADING	Supply and Deliver of farming support-Eqweleni goats	R19,554.80
000000900002349	KHALIMESHE MAINTANANCE AND	Request for sound system for the 18th September 2024 for Bhambatha Community Hall PA system that can be audible in the	R3,000.00
000000900002316	DZIVI TRADING	Request for finger lunch on the 18th and the 20th September 2024 including 6 x Hot platters 6 x sandwich platters 60 xsoft drinks 60 x bottle water	R19,920.00
000000900002352	SIQONDILE TRADING ENTERPRISE	Request for catering services for the EAP scheduled to take place as follows;Date : 27 September 2024 Venue : Bulwer Community	R21,000.00
000000900002342	SANOLUHLE TRADING AND PROJECTS	request catering for Sod turning in ward 02 on the 25-09-2024	R15,750.00
10760	Ndwangu Trading	Sound system for employee assistance programme	R3,000.00
10761	Dwala Events Management	Marquee tent with 200 chairs for rural horse festival at Emakhuzeni traditional Council	R10,400.00
TOTAL ORDERS			R119,385.86

FORMAL WRITTEN QUOTATIONS BETWEEN R30 000,01 - R 300 000,00 FOR 30 SEPTEMBER 2024		
Company Name	DESCRIPTION OF SERVICE RENDERED	AMOUNT
SGQIKI TRADING	Request for support material- [Building Material] Lakhiza Lakhemezela	R43,450.00
Keybullet Trading	Supply and Delivery of Farming Support Eqweleni Goats	R19,554.80
TOTAL		<u>R 63,004.80</u>

FORMAL WRITTEN QUOTATIONS FOR PANELS (CONTRACTS) FOR THE MONTH OF 30 SEPTEMBER 2024			
Order Numbers	Company Name	DESCRIPTION OF SERVICE RENDERED	AMOUNT
000000900002329	KEMBAL TRADING	PWBS is requesting an electrical to supply and install the following for Nkwezela sport field :Three phase failure protection x1480W flood light module x4	R 66,086.52
000000900002327	MATHUTHA TRADING ENTER	Request for the supply and delivery of toilet paper 48 by 250	R 60,950.00
000000900002328	MATHUTHA TRADING ENTERPRISE	liquid 15 by 25litre, All purpose cleaner 15 by 25litre, Pink hand soap 15 by 25litre, Handy andy 15 by 25litre, Jeyes fluid 15by 25litre,mop and shine 15 by 25litre, jik 10by 5litre, Duo blocks 10by 5litre, Toilet bowl cleaner 12 by	R 46,172.50
9526	Splenda Eletrical	Design,Implement and Infrastructure upgrade of electrification project ward,4,5,8 and 15	R 2,569,903.57
2214	MATHUTHA TRADING ENTERPRISE	Construction of OSS Housing	R 154,456.50
2264	Double Option Investments	Installation of Battry Energy Storage Backup Creighton	R 174,902.50
2262	Double Option Investments	Installation of Battry Energy Storage Backup Himeville	R 137,234.77
2306	Shemuntu and Son	Supply and delivery of refuse bags	R 38,525.00
		TOTAL	R 3,248,231.36

WRITTEN QUOTATIONS FOR CONTRACTED SERVICES BETWEEN FOR 30 SEPTEMBER 2024			
Order Numbers		DESCRIPTION OF SERVICES RENDERED	AMOUNT
00000900002227	EMAKOZENI TRADING ENTERPRISE	request accommodation for Mayor PS Msomi and her bodyguards attending Salga women's commission at Sani Pass Hotel	4,375.80
00000900002228	EMAKOZENI TRADING ENTERPRISE	accommodation for DM KA Hadebe and and her bodyguards Z Dlamini and B Makhathini attending Salga KZN Commission	4,375.80
00000900002226	EMAKOZENI TRADING ENTERPRISE	Salga KZN Womens commission summit at Sani pass hotel	1,989.00
00000900002340	EMAKOZENI TRADING ENTERPRISE	Request the lunch for 22 Artists of isicathamiya group, Usinga Home Boys from ward 12 attending Isicathamiya Competition. This group will be representing Dr NDZ Municipality. date: 21/09/2024 Venue: Durban Playhouse Opera Theatre Time:18h00 Please no go with meal will be collected Durban 21\09\2024	4,560.66
00000900002278	EMAKOZENI TRADING ENTERPRISE	Request for accommodation for Miss Nelisa Holiwe and Miss Xoliswa Memela attending the BAC Meeting at Elangeni Hotel in Durban. Check in : 16 September 2024 Check out: 20 September 2024 kindly provide: Bed, Breakfast, Dinner and Parking	15,912.00
00000900002321	EMAKOZENI TRADING ENTERPRISE	Request accommodation for M.W Dlamini attending CPMD check in; 30/09/2024 check out 03/10/2024 breakfast, dinner and parking included	5,967.00
00000900002318	EMAKOZENI TRADING ENTERPRISE	Request for accommodation for Nelisiwe Blose attending MFMP in Durban, Umhlanga. Check in: 30.09.24, Check out 03.10.24. Please provide dinner, bed, breakfast & parking	5,967.00
00000900002299	EMAKOZENI TRADING ENTERPRISE	Accommodation for Mr SA Mnyandu PWBS Senior Manager driver, in 16-20/09/2024, dinner bed breakfast Lunch&parking for disabled	9,640.80
00000900002299	EMAKOZENI TRADING ENTERPRISE	Accommodation for Mr SA Mnyandu PWBS Senior Manager driver, in 16-20/09/2024, dinner bed breakfast Lunch&parking for disabled	9,640.80
00000900002295	EMAKOZENI TRADING ENTERPRISE	Request for conference venue for bid adjudication committee members attending BAC Meeting in 16-20/09/2024	44,983.46
00000900002312	EMAKOZENI TRADING ENTERPRISE	Request accommodation for 5 technicians 5attending MIG MIS super users hands-on training at PMB. In 17-19 Septemeber 2024dinner, bed, breakfast, Lunch and parking	17,199.00
00000900002312	EMAKOZENI TRADING ENTERPRISE	Request accommodation for 5 technicians 5attending MIG MIS super users hands-on training at PMB. In 17-19 Septemeber 2024dinner, bed, breakfast, Lunch and parking	17,199.00
00000900002322	EMAKOZENI TRADING ENTERPRISE	request Accommodation of Bongekile Memela attending salga women's commission national elective lekgotla in cape town	5,967.00
00000900002323	EMAKOZENI TRADING ENTERPRISE	REUEST FLIGHT FOR CLLR BOSANGEKILE MEMELA ATTENDING SALGA WOMENS COMMISSION IN CAPETOWN	7,458.75
00000900002324	EMAKOZENI TRADING ENTERPRISE	REQUEST CARE SHUTTLE FOR CLLR BONGEKILE MEMELA ATTENDING SALGA NATIONAL WOMENS COMMISSION IN CAPETOWN.	1,989.00
00000900002320	EMAKOZENI TRADING ENTERPRISE	Accommodation for Miss LM Mhlamvu attending meeting in DBN. Check in :19/09/2024 Check out in :20/09/2024 Please provide: Bed, Breakfast Dinner and Parking	1,989.00
00000900002333	EMAKOZENI TRADING ENTERPRISE	accommodation for Mayor Ps Msomi attending SWC elective Lekgotla in Cape T own	2,047.50
00000900002334	EMAKOZENI TRADING ENTERPRISE	REQUEST SHUTTLE FOR MAYOR PS MSOMI AND KA HADEBE ATTENDING SWC NATIONAL EL ECTIVE LEKGOTLA IN, WOMEN IN LEADERSHIP DEVELOPMENT PROGRAMME IN CAPE TOWN	1,989.00
00000900002332	EMAKOZENI TRADING ENTERPRISE	REQUEST ACCOMMODATION FPR DM KA HADEBE ATTENDING SWC ELECTIVE LEKGOTLA IN CAPE TOWN	2,047.50
00000900002338	EMAKOZENI TRADING ENTERPRISE	FLIGHT FOR DM KA HADEBE ATTENDING SWC NATIONAL ELECTIVE LEKGOTLA IN CAPE T OWN	8,131.50
00000900002335	EMAKOZENI TRADING ENTERPRISE	Acc. for Asset officials attending training in DBN. Check in :26/09/2024 to 27/09/2024 and check in:24/10/2024 to 25/10/2025	8,950.00

000000900002348	EMAKOZENI TRADING ENTERPRISE	Request for Accommodation for Nompumelelo Xaba, Zenzo Mdladla, Ntokozo Khumalo and Nontando Ncama, Attending CPMD in Durban, Umhlanga Check in : 30 September 2024 Check out: 03 October 2024. Kindly provide Bed, Breakfast, Dinner and Parking.	23,868.00
000000900002235	SOMBIZI HOLDINGS	Request for advert for Contractors for construction Bulwer Town Ugrade Phase2 project(both contracts Sidewalks Infrastructure Development Informal Trading Infrastructure Development Bulwer Asphalt Roads Phase 8 (Section -3)(Ntokozweni Road) project	13,634.40
Totals			R219,881.97

9.1 BID ABOVE 300 000,00 AWARDED IN THE PERIOD OF 30 SEPTEMBER 2024

COMPANY NAME	SERVICES RENDERED	AMOUNT	PROCUREMENT PLAN
Tycoon Holdings Towing and Recovery	Supply and delivery of water pipes	R345,000.00	Yes
TOTAL		R345,000.00	

**REPORT ON SUPPLY CHAIN MANAGEMENT FOR QUARTER ONE (JULY, AUGUST AND SEPTEMBER) 2024/2025 -DR
NKOSAZANA DLAMINI ZUMA MUNICIPALITY**

**AUTHOR: CHIEF FINANCE OFFICER
(File Ref: Budget and Treasury Office)**

1st Level : MANCO

2nd Level : Finance Committee

3rd Level : EXCO

4th Level : COUNCIL

PURPOSE OF REPORT

To present the Implementation of the Supply chain management policy to the Committee and Council

BACK GROUND

The Municipal Finance Management Act No 56, 2003 Chapter 11, the municipal supply chain management Regulation, as published in the Government Gazette on 30 May 2005 and the Supply Chain Management Policy as adopted by Council state that a report must be submitted within ten (10) working days of the end of each quarter to committees and council, in order to create a transparent image to all processes in the Supply Chain Management Division

LEGISLATIVE FRAMEWORK

- Constitution of Republic of South Africa, Act No 108 of 1996
- Municipal Finance Management Act, No 56 of 2003
- Board Based Black Economic Empowerment Amended Act,2013 (Act Non.46 of 2013)
- Supply Chain Management policy

RANGE OF PROCUREMENT

- Direct purchase, up to the transaction value of R 1 to R 2000,00
- Formal written price quotation for procurement of a transaction value above R 2 000,00 up to R 300 000,00 (Vat included).
- Formal written price quotation for procurement of a transaction value above R 30 000,01 up to R 300 000,00 (Vat included).
- Competitive bidding process for procurement above a transaction value of R 300 000,01 (Vat included)

TABLE OF CONTENTS	
INTRODUCTION	
FUNCTIONING OF SCM UNIT	
DECLARATION OF INTEREST BY SCM PERSONNEL	
ADEQUACY OF PERSONNEL WITH SCM	
FUNCTIONING OF BID COMMITTEES MEETINGS	
CONSTITUTION OF BID COMMITTEES	
BID COMMITTEE MEMBERS DECLARATION	
SECTION 114 APPROVAL OF TENDERS NOT RECOMMENDED	
REGULATION 32.	
REGULATION 36 DEVIATIONS.	
REGULATION 45 AWARDS TO CLOSE FAMILY MEMBERS OF PERSONS IN THE SERVICE OF THE STATE.	
QUOTATION AWARDED BETWEEN R 30 000,00 to R 300 000,00	
SPEND ANALYSIS	
BIDS AWARDED	
BURIAL ASSISTANCE	

CONTRACT MANAGEMENT
IRREGULAR EXPENDITURE
LEASE AGREEMENTS
FRUITLESS & WASTEFUL EXPENDITURE
UNAUTHORIZED EXPENDITURE
TRANSVERSAL CONTRACT

INTRODUCTION

Regulation 6(3)(4) of the Municipal SCM Regulation requires that on a quarterly basis the accounting officer must submit to the Mayor a report on the implementation of the SCM Policy no later than 10 days after end of each quarter. Subsection 4 further states that the report must be made public in accordance with section 21A of the Municipal System Act.

FUNCTIONS OF THE SCM UNIT

DECLARATION OF INTEREST BY SCM PERSONNEL

All members of Bid Committees had signed declaration of interest and code of conducts.

ADEQUACY OF PERSONNEL WITHIN SCM

All SCM personal are competent and capable of performing their duties

FUNCTIONING OF BID COMMITTEES

CONSTITUTION OF BID COMMITTEES

The 3 bid committees namely the Bid Specifications Committee, Bid Evaluation and The Bid Adjudication Committee have been constituted adequately in line with the SCM regulation requirements.

BID COMMITTEE MEMBERS DECLARATIONS

Bid Evaluation and Adjudication Committee members declared their interest at every sitting of the committees held during the 1st quarter and no conflicts of interest were recorded during discussions.

SECTION 114 APPROVAL OF TENDERS NOT RECOMMENDED

No awards were made to supplier other than the ones recommended.

REGULATION 32

Regulation 32(1) of the Municipal Supply Chain allows the accounting officer to procure goods or service for the Municipality or Municipal Entity under contract secured by another organ of state.

Date	Supplier	Details	Amount
No Regulation 32 in the last quarter	N/A	N/A	0,00

REGULATION 36 DEVIATIONS

Date	Supplier	Amount	Description	Reason for Deviation
26/07/2024	Bulwer and Donnybrook taxi association	R7 000,00	Two taxi 22 seater for community member attending Mens Imbizo at Gala Community Hall	Impractical to follow the SCM process -Municipality has two taxi association Donnybrook and Bulwer
30/07/2024	Bulwer and Donnybrook taxi association	R18 000,00	Six taxi for community, member attending women's days celebration	Impractical to follow the SCM process -Municipality has two taxi association Donnybrook and Bulwer
27/03/2024	Impi Concept Event	R345 000,00	Hiring of 5 stand for local exhibition for splashy fen festival	Splashy fen is a one organiser event and are the only person responsible for the event
05/05/2024	Synergy Business Events	R124 862,07	Exhibition stand and space at the Africa INDABA	Synergy business event are the only people responsible for the event
14/05/2024	Underberg and Himeville Taxi Association	8 200,00	2 x 2 taxis transport learners and school governing body	1) Impractical to follow the SCM process sole supplier. Taxi operating licenses/permit prohibit outside taxi operators run their taxi business within Dr Nkosazana Dlamini Municipality. It is therefore impractical to broaden the market as we could do with other services.

14/08/2024	Bulwer and Donnybrook taxi association	R54 000,00	Transport for Maidens attending umkhosi womhlanga	Impractical to follow the SCM process -Municipality has two taxi association Donnybrook and Bulwer
14/08/2024	Himeville and Underberg	R40 500,00	Transport for Maidens attending umkhosi womhlanga	Impractical to follow the SCM process -Municipality has two taxi association Himeville and Underberg
12/09/2024	Bulwer and Donnybrook taxi association	R17 500,00	Transport for Maidens attending umkhosi womhlanga KwanoNgoma	Impractical to follow the SCM process -Municipality has two taxi association Donnybrook and Bulwer
19/09/2024	Bulwer and Donnybrook taxi association	R18 000,00	Transport for artist lucky boys and Usinga home boys attending isicathamiya competition	Impractical to follow the SCM process -Municipality has two taxi association Donnybrook and Bulwer
26/09/2024	Underberg and Himeville association	R30 000,00	Transport for community attending IDP roadshow ward 1,2,3,and 4	Impractical to follow the SCM process -Municipality has two taxi association Underberg and Himeville
23/09/2024	CMAM SOUTH AFRICA	R49 737,50	Service provider to facilitate Asset Management Training in Durban. Check in 26/09/2024 to 27/09/2024. Second check in 24/10/2024 to 25/10/2024.	The CMAM is the only service provider offering this training at the moment
TOTAL		R 712 799,57		

QUOTATION AWARDED BETWEEN R 30 000,01-R 300 000,00

Company Name	DESCRIPTION OF SERVICE RENDERED	AMOUNT
Aumsoft Technology (Pty) Ltd	Provision of Microsoft 365 licence for 120 users (3 Months)	R156 430,52
Abenkanyezi Construction and Kitchen	Conduct work breakdown structure (WBS) AND applicable bill of quantity for the railway line	R80 000,00
Mabhaghana Construction	Supply and delivery of Irrigation Equipment	R40 380,00
Sidiki Trading	Supply and delivery of Welding equipment	R79 661,02
SGQIKI TRADING	Request for support material- [Building Material] Lakhiza Lakhemezela	R43 450,00
Keybullet Trading	Supply and Delivery of Farming Support Ekweleni Goats	R19 554,80
Total		R 419 457,54

SPEND ANALYSIS

MONTH	July	August	September	Total for the Quarter
Direct purchase from R0,00 but below R 2000,00	R 4 847,70	R 6 330,00	R 0,00	R 11 177,70
Formal written price quotation	R 128 505,40	R 294 724,00	R 119 385,86	R 542 615,26
Contracted Services (Once Off)	R 644 823,72	R 381 332,74	R 219 881,97	R 1 246 038,43
Quotation Above 30k	R 236 430,52	R 120 041,02	R 63 004,80	R 419 476,34
Tender	R 0,00	R 17 898 278,83	R 345 000,00	R 18 243 278,83
Petrol orders	R 0,00	R 0,00	R 8 500,00	R 8 500,00
Funeral Orders	R 20 700,00	R 9 900,00	R 13 200,00	R 43 800,00
Irregular Expenditure	R 0,00	R 0,00	R 0,00	R 0,00
Fruitless & Wasteful Expenditure	R 0,00	R 0,00	R 0,00	R 0,00
Unauthorised Expenditure	R 0,00	R 0,00	R 0,00	R 0,00
Deviations	R 503 062,07	R 94 500,00	R 115 237,50	R 712 799,57
Transversal Contract	R 0,00	R 3 720 379,00	R 3 457 414,05	R 7 177 793,05
Panel / Contracted	R 338 392,28	R 1 044 583,30	R 3 248 231,36	R 4 631 206,94

Totals	R 1 876 761,69	R 23 570 068,89	R 7 589 855,54	R 33 036 686,12

BIDS AWARDS ABOVE R 300 000,01

LENGTH OF TIME FOR TENDER	APPOINTMENT DATE	CLOSING DATE OF ADVERT	BIDDERS NAME	DESCRIPTION	AMOUNT	SPECIFIC GOALS CLAIMED
35 days	29/08/2024	11/07/2024	Masakhesonke Trading	Supply and Installation of 15 Concrete Bins	R95 750,00	20
53 days	29/08/2024	18/06/2024	Cleanresult 77 (Pty) Ltd	Panel of Service providers for verification of Indigent List 2300 for Period of 3 years	R109,25	10
50 days	26/08/2024	18/06/2024	Aumsoft Technology	Supply, Delivery, Installation and Configuration for 120 users in Microsoft 365 volume licence for a period of 3 years	R427 558,50	0
32 days	26/08/2024	11/07/2024	Mazulukweni Trading PTY LTD	Renovation/Maintenance of Mlindeli Community hall	R419 364,00	20
65	07/08/2024	03/06/2024	Majiki Construction and Plant hire	Construction of Thonsini Community hall and crèche	R 8 828 302,18	15

69 days	19/08/2024	10/06/2024	Ukwazi Home Development Projects	Construction of Khubeni Creche	R3 668 500,00	15
66 days	13/08/2024	10/06/2024	BG Mazongolo Construction	Construction of Siyathuthuka Creche	R4 140 357,65	10
69 days	19/08/2024	10/06/2024	BG Mazongolo Construction	Construction of Zwelisha Creche	R4 193 171,40	10
55 days	07/08/2024	12/06/2024	Magubane Plant and Contractors	Construction of Himeville Township Road phase 1 (Sugar Road)	R4 953 468,03	5
65 days	16/09/2024	11/07/2024	Tycoon Holdings Towing and Recovery	Supply and delivery of water pipes	R345 000,00	0
Total					R 27 071 581,00	

BURIAL ASSISTANCE ORDERS FOR THE PERIOD OF JULY, AUGUST AND SEPTEMBER 2024

Order No.	FAMILY	WD1	WD2	WD3	WD4	WD5	WD6	WD7	WD8	WD9	WD10	WD11	WD12	WD13	WD14	WD15
9959	Funeral support for Shezi Family in ward 07	R-	R-	R-	R-	R-	R 3 100,00	R-	R-	R-	R-	R-	R-	R-	R-	R-
9964	Funeral Support in ward 3	R-	R-	R 2 100,0	R-	R-	R-	R-	R-	R-	R-	R-	R-	R-	R-	R-
9863	Funeral Support for Ngcobo Family in ward 15	R-	R-	R-	R-	R-	R-	R-	R-	R-	R-	R-	R-	R-	R-	R 3 100,0
9864	Funeral support for Mbizana family in ward 11	R-	R-	R-	R-	R-	R 3 100,00	R-	R-	R-	R-	R 3 100,00	R-	R-	R-	R-
9883	Funeral support for	R-	R-	R-	R-	R-	R-	R-	R-	R-	R-	R-	R-	R-	R-	R-

CONTRACTS MANAGEMENT

New Contract in the 1st Quarter

Service Provider	Description	Duration of contract
Cleanresult 77 (Pty) Ltd	Panel of Service providers for verification of Indigent List 2300 for Period of 3 years	3 years
Aumsoft Technology	Supply, Delivery, Installation and Configuration for 120 users in Microsoft 365 volume licence for a period of 3 years	3 years

IRREGULAR EXPENDITURE

Service Provider	Name of project	Amount	Reason for Irregular

LEASE AGREEMENT

No lease agreement on the 1st quarter

FRUITLESS & WASTEFUL EXPENDITURE

Service Provider	Name of project	Amount	Reason
Total Amount		R	

UNAUTHORIZED EXPENDITURE

No unauthorised expenditure on the 1st quarter

Service Provider	Name of project	Amount	Reason
Total Amount		R	

TRANSVERSAL CONTRACT

Service Provider	Name of project	Amount

TOTAL			

RECOMMENDATIONS

That this report to be noted by Committee and council.

**SEPTEMBER PROGRESS REPORT
PROCUREMENT PLAN FOR 2024/2025
FINANCIAL YEAR**

SECTION 1: BIDDING PROCEDURE PLAN FOR 2024/2025 FINANCIAL YEAR										
Name of Municipality	Dr Mkoasana Dlamini Zuma Local Municipality									
Municipal Manager	Mr NcVeda									
Head of Department										
Telephone Number of the end-user										
Department										
Signature										
Description of goods / services / Infrastructure project	Budget Amount	Date of Submission of Specification / requisition to Demanad Management	Contact Person	Bid/Quotation Specification date	Envisaged date of advertisement in the website, newspapers , E-Tender and CDB	Envisaged date of Bid/Quotation Evaluation Committee	Envisaged date of Bid Adjudication Committee (below R200k doesn't go to this committee)	Envisaged date of award	Status	
Maguzwana Sport fields	R 6,037,814.00	05-Apr-24	PMU Manager	8 Months	15-Apr-24	15-May-24	19-May-23	31-Jul-24	BID EVALUATION COMMITTEE	
Animal Pound Plant Equipment(gates for creighton and himeville)	R 150,000.00	23-Jul	MW Dlamini	Quotation	May-24	Jun-24	n/a	10-Jul-24	READVERTISED	
Radio/ TV Slots	R 218,283.00	01-Apr-24	Mrs NN Vakalisa	Tender	01-Apr-24	30-Apr-24	31-May-23	15-Jun-24	BID ADJUDICATION COMMITTEE	
Upgrading of Hlmeville Township Asphalts road	R 1,000,000.00	05-May-24	P Malinga	Competitive Bidding	15-May-24	12-May-24	05-Jun-24	12-Jun-24	AWARDED	
Contractors:Gardening Services	R 200,000.00	on going	C Dlamini and B Dlamini	Quotation	on going	on going	on going	on going	TO BE RE-ADVERTISED-END USER TO REVIEW SPECIFICATION	
Verfication of Qualification	R 101,515.00	when there is a need	Mr Radebe		On Going	On Going	On Going	On Going	READVERTISED	
Advertising (Staff Recruitment)	R 372,652.00	when there is a need	Mr Radebe		On Going	On Going	On Going	On Going	CONTRACT IN PLACE	
Excel training	R 200,000.00	03-Jun-24	Mr Radebe		10-Jul-24	08-Aug-24	N/A	30-Aug-24	QUOTATION SPECIFICATION COMMITTEE	
Emotional Intelligence	R 100,000.00	03-Jun-24	Mr Radebe		10-Jul-24	08-Aug-24	N/A	30-Aug-24	QUOTATION SPECIFICATION COMMITTEE	
Construction Road Works	R 150,000.00	03-Jun-24	Mr Radebe		10-Jul-24	08-Aug-24	N/A	30-Aug-24	NO REQUEST SUBMITTED	
Earth-moving machine operator	R 150,000.00	03-Jun-24	Mr Radebe		10-Jul-24	08-Aug-24	N/A	30-Aug-24	NO REQUEST SUBMITTED	
Brush Cutting and Chainsaw	R 150,000.00	03-Jun-24	Mr Radebe		10-Jul-24	08-Aug-24	N/A	30-Aug-24	NO REQUEST SUBMITTED	
Labour Local Forum Training	R 100,000.00	03-Jun-24	Mr Radebe		10-Jul-24	08-Aug-24	N/A	30-Aug-24	QUOTATION SPECIFICATION COMMITTEE	
Performance Management Training	R 100,000.00	03-Jun-24	Mr Radebe		10-Jul-24	08-Aug-24	N/A	30-Aug-24	QUOTATION SPECIFICATION COMMITTEE	
Staff Wellness - Programme 1	R 40,000.00	15-Aug-24	Mr Radebe		N/A	06-Sep-24	N/A	13-Sep-24	DONE	
Staff Wellness- Programme 2	R 70,000.00	01-Oct-24	Mr Radebe		N/A	22-Oct-24	N/A	01-Nov-24	NO REQUEST SUBMITTED	
Staff Wellness- Programme 3	R 70,000.00	30-Apr-24	Mr Radebe		N/A	22-May-24	N/A	02-Jun-24	NO REQUEST SUBMITTED	
OHS	R 203,656.00	when there is a need	Mr Radebe		On Going	On Going	On Going	N/A	NO REQUEST SUBMITTED	
Medicals	R 124,404.00	when there is a need	Mr Radebe		On Going	On Going	On Going	N/A	CONTRACT IN PLACE	
Occupational Health and Safety Committee (Personal Protective Clothing)	R 100,000.00	18-Jun-24	Mr Radebe		10-Jul-24	05-Aug-24	N/A	05-Sep-24	NO REQUEST SUBMITTED	
OHS Fire Equipment	R 120,000.00	31-Dec-24	Mr Radebe		27-Jan-25	28-Mar-25	N/A	30-Apr-25	READVERTISED	
Disclaimer Boards for all sites and parks	R 150,000.00	18-Jun-24	Mr Radebe		10-Jul-24	05-Aug-24	N/A	05-Sep-24	NO REQUEST SUBMITTED	
Furniture and Equipment	R 300,000.00	31-Dec-24	Mr Radebe		03-Feb-25	10-Feb-25	13-Feb-25		AWARDED	
Furniture and Equipment	R 500,000.00	31-Dec-24	Mr S Ngcobo		03-Feb-25	10-Feb-25	13-Feb-25		NO REQUEST SUBMITTED	
Cleaning material	R 739,105.00	when there is a need	Mr S Ngcobo		On Going	On Going	On Going		CONTRACT IN PLACE	
Protective Clothing	R 163,610.00	30-Aug-24	Mr S Ngcobo		30-Sep-24	N/A	N/A		CONTRACT IN PLACE	
Printing and Stationery	R 700,000.00	when there is a need	Mr S Ngcobo		On Going	On Going	On Going		CONTRACT IN PLACE	
Installation of Security Cameras	R 60,000.00	31-Dec-24	Mr S Ngcobo		27-Jan-25	N/A	N/A		EVALUATION STAGE	
Security	R 22,104,334.00	contract in place	Mr S Ngcobo		contract in place	contract in place	contract in place	contract in place	CONTRACT IN PLACE	
Computer software (Micro 365 & Adobe { 3 years existing contract})	R 1,411,176.00	30-Apr-24	Mr D.B. Gumede		15-May-24	01-Jul-24	08-Jul-24	01-Aug-24	CONTRACT IN PLACE	
Computer Equipment (Laptops)	R 300,000.00	30-Apr-24	Mr D.B. Gumede		15-May-24	01-Jul-24	08-Jul-24	01-Aug-24	READVERTISED	
Upgrading of Server (Offsite Backups and Disaster Recovery)	R 650,000.00	30-Apr-24	Mr D.B. Gumede		15-May-24	01-Jul-24	08-Jul-24	01-Aug-24	AWARDED	
Fiber Connection (WIFI AP, Switches, Routers and Network cables) new sites	R 1,000,000.00	30-Apr-24	Mr D.B. Gumede		15-May-24	01-Jul-24	08-Jul-24	01-Aug-24	ONHOLD	
Anti- Virus	R 120,000.00	contract in place till Jan 2026	Mr D.B. Gumede		contract in place till Jan 2026	contract in place till Jan 2026	contract in place till Jan 2026	contract in place till Jan 2026	CONTRACT IN PLACE	
Specilaised Computer (Email, Website & Consulting)	R 1,500,000.00	03-Jun-24	Mr D.B. Gumede		31-Jul-24	02-Sep-24	09-Sep-24	31-Oct	BID SPECIFICATION COMMITTEE	
ICT Strategy (Information Services, general expenses)	R 250,000.00	30-Apr-24	Mr D.B. Gumede		15-May-24	01-Jul-24	08-Jul-24	01-Aug-24	AWARDED	
ICT Master Plan & Review ICT Processes Incl Municipal Corporate Governance ICT Policy	R 450,000.00	03-Jun-24	Mr D.B. Gumede		31-Jul-24	02-Sep-24	09-Sep-24	31-Oct	BID SPECIFICATION COMMITTEE	
Cyber Security Readiness & Conduct Awareness	R 500,000.00	03-Jun-24	Mr D.B. Gumede		31-Jul-24	02-Sep-24	09-Sep-24	31-Oct	NO REQUEST SUBMITTED	

ICT Environmental & vulnerability assessments	R	500,000.00	01-Aug-24	Mr D.B. Gumede		02-Sep-24	02-Oct-24	07-Oct-24	02-Dec-24	NO REQUEST SUBMITTED
Construction of Zwelisha Crèche Ward 2	R	2,695,282.00	Construction - 30 April 2024	PMU Manager	Competitive Bidding	10-May-24	27-May-24	21-Jun-24	01-Jul-24	AWARDED
Construction of Khubeni Crèche Ward 3	R	2,501,075.00	Construction - 30 April 2024	PMU Manager	Competitive Bidding	10-May-24	27-May-24	21-Jun-24	01-Jul-24	AWARDED
Construction of Siyathuthuka Crèche Ward 5	R	2,995,282.00	Construction - 30 April 2024	PMU Manager	Competitive	10-May-24	27-May-24	21-Jun-24	01-Jul-24	AWARDED
Construction of Hlane Crèche Ward 6	R	2,995,282.00	Construction - 30 April 2024	PMU Manager	Competitive				02-Jul-24	NO REQUEST SUBMITTED
Construction of Bazini Sports Field Ward 8	R	3,195,858.00	Construction - 30 April 2024	PMU Manager	Competitive	10-May-24	27-May-24	21-Jun-24	01-Jul-24	NO REQUEST SUBMITTED
Construction of Ekupholeni Crèche Ward 11										
Construction of Glenmaize Community Hall Ward 12	R	2,695,282.00	Construction - 30 April 2024	PMU Manager	Competitive Bidding	10-May-24	27-May-24	21-Jun-24	01-Jul-24	NO REQUEST SUBMITTED
Construction of Thonsini Community Hall & crèche Ward 4	R	2,995,282.00	Construction - 30 April 2024	PMU Manager	Competitive Bidding	10-May-24	27-May-24	21-Jun-24	01-Jul-24	AWARDED
Construction of Hlane Crèche Ward 6	R	1,654,562.00	Construction - 30 April 2024	PMU Manager	Competitive Bidding	10-May-24	27-May-24	21-Jun-24	01-Jul-24	NO REQUEST SUBMITTED
Construction of Ekupholeni Crèche Ward 11	R	868,531.00	Construction - 30 April 2024	PMU Manager	Competitive Bidding	10-May-24	27-May-24	21-Jun-24	01-Jul-24	NO REQUEST SUBMITTED
Construction of Phosane Hall Ward 12	R	868,078.00	Construction - 30 April 2024	PMU Manager	Competitive Bidding	10-May-24	27-May-24	21-Jun-24	01-Jul-24	NO REQUEST SUBMITTED
Bulwer Road Surfacing Phase 8: Ntokozweni Road Section 2	R	2,928,702.36	Construction - 30 April 2024	PMU Manager	Competitive Bidding	10-May-24	27-May-24	21-Jun-24	01-Jul-24	BID EVALUATION COMMITTEE
TLB	R	800,000.00	31-May-24	Z Dlamini	Transversal Contract	20-Jun-24	sourcing Quotation	15-Jul-24	03-Jul-24	AWARDED
Honey Sucker	R	1,000,000.00	31-May-24	Z Dlamini	Transversal Contract	20-Jun-24	sourcing Quotation	26-Jun-24	03-Jul-24	AWARDED
2x Double Cab (4x4)	R	1,000,000.00	31-May-24	Z Dlamini	Transversal Contract	20-Jul-24	sourcing Quotation	26-Jun-24	03-Jul-24	NO REQUEST SUBMITTED
Street Lights	R	3,000,000.00	30-Apr-24	S Ntshiza	Formal Quotation (Panel)	10-May-24	sourcing Quotation	07-Jun-24	10-Jun-24	READVERTISED
Procurement of Plant and Equipment	R	300,000.00	30-Apr-24	P Malinga	Formal Quotation	10-May-24	27-May-24	21-Jun-24	01-Jul-24	PANEL IN PLACE
Procurement of Furniture and Equipment (Air Conditioners)	R	150,000.00	30-Apr-24	S Ntshiza	Formal Quotation (Panel)	10-May-24	sourcing Quotation	07-Jun-24	10-Jun-24	CONTRACT IN PLACE
Procurement of Computer Equipment	R	150,000.00	30-Apr-24	N Mbanjwa	Formal Quotation	10-May-24	27-May-24	07-Jun-24	N/A	QUOTATION SPECIFICATION COMMITTEE
Construction of Storm Water	R	500,000.00	30-Apr-24	P Malinga	Competitive Bidding	10-May-24	27-May-24	21-Jun-24	01-Jul-24	AWARDED
Bus Shelters Ward 1-8	R	500,000.00	30-Apr-24	L Blose	Competitive Bidding	10-May-24	27-May-24	21-Jun-24	01-Jul-24	BID EVALUATION COMMITTEE
Municipal Offices (Electrical Works)	R	300,000.00	30-Apr-24	S Ntshiza	Formal Quotation (Panel)	10-May-24	sourcing Quotation	07-Jun-24	10-Jun-24	READVERTISED
Building of Municipal Offices	R	1,000,000.00	30-Apr-24	S Chule	Competitive Bidding	08-May-23	12-May-23	05-Jun-23	12-Jun-23	NO REQUEST SUBMITTED
Battery - Energy storage system	R	300,000.00	30-Apr-24	S Ntshiza	Formal Quotation (Panel)	10-May-24	sourcing Quotation	07-Jun-24	10-Jun-24	CONTRACT ADVERTISED
Concrete / Skip bins	R	400,000.00	30-Apr-24	L Ndelu	Competitive Bidding	10-May-24	27-May-24	21-Jun-24	01-Jul-24	AWARDED
Review of IWMP	R	500,000.00	30-Apr-24	L Ndelu	Formal Quotation (Panel)	10-May-24	sourcing Quotation	07-Jun-24	10-Jun-24	NO REQUEST SUBMITTED
Ndlangisa Pedestrian bridge	R	1,500,000.00	30-Apr-24	SS Ndlovu	Competitive Bidding	10-May-24	27-May-24	21-Jun-24	01-Jul-24	NO REQUEST SUBMITTED
Gobhogobho Pedestrian Bridge	R	1,500,000.00	30-Apr-24	P Blose	Competitive Bidding	10-May-24	27-May-24	21-Jun-24	01-Jul-24	NO REQUEST SUBMITTED
Half My Right Pedestrian Bridge	R	1,500,000.00	30-Apr-24	S Chule	Competitive Bidding	10-May-24	27-May-24	21-Jun-24	01-Jul-24	NO REQUEST SUBMITTED
Ridge to Ntwasahlobo Pedestrian bridge	R	1,500,000.00	30-Apr-24	S Chule	Competitive Bidding	10-May-24	27-May-24	21-Jun-24	01-Jul-24	NO REQUEST SUBMITTED
Storm water pipes and culverts	R	400,000.00	30-Apr-24	P Malinga	Competitive Bidding	10-May-24	27-May-24	21-Jun-24	01-Jul-24	BID ADJUDICATION COMMITTEE
Upgrading of Himeville Township Asphalts road	R	3,000,000.00	30-Apr-24	P Blose	Competitive Bidding	10-May-24	27-May-24	21-Jun-24	01-Jul-24	AWARDED
Nomgidi Hall	R	2,500,000.00	30-Apr-24	P Blose	Competitive Bidding	10-May-24	27-May-24	21-Jun-24	01-Jul-24	NO REQUEST SUBMITTED
Concrete Surfacing of Mance Road	R	1,000,000.00	30-Apr-24	P Blose	Competitive Bidding	10-May-24	27-May-24	21-Jun-24	01-Jul-24	NO REQUEST SUBMITTED
Concrete Surfacing of Valley View	R	1,000,000.00	30-Apr-24	P Blose	Competitive Bidding	10-May-24	27-May-24	21-Jun-24	01-Jul-24	NO REQUEST SUBMITTED

Horizontal balier	R	400,000.00	30-Apr-24	L Ndelu	Competitive Bidding	10-May-24	27-May-24	21-Jun-24	01-Jul-24	NO REQUEST SUBMITTED
Construction of Jackson Street Bridge	R	2,000,000.00	30-Apr-24	S Ndlovu	Competitive Bidding	10-May-24	27-May-24	21-Jun-24	01-Jul-24	NO REQUEST SUBMITTED
Ward 1 Access Road	R	446,666.67	30-Apr-24	Blose, Ndlovu, Chule	Formal Quotation (Panel)	N/A	sourcing Quotation	10-May-24	10-Jun-24	PANEL IN PLACE
Ward 2 Access Road	R	446,666.67	30-Apr-24	Blose, Ndlovu, Chule	Formal Quotation (Panel)	N/A	sourcing Quotation	10-May-24	10-Jun-24	PANEL IN PLACE
Ward 3 Access Road	R	446,666.67	30-Apr-24	Blose, Ndlovu, Chule	Formal Quotation (Panel)	N/A	sourcing Quotation	10-May-24	10-Jun-24	PANEL IN PLACE
Ward 4 Access Road	R	446,666.67	30-Apr-24	Blose, Ndlovu, Chule	Formal Quotation (Panel)	N/A	sourcing Quotation	10-May-24	10-Jun-24	PANEL IN PLACE
Ward 5 Access Road	R	446,666.67	30-Apr-24	Blose, Ndlovu, Chule	Formal Quotation (Panel)	N/A	sourcing Quotation	10-May-24	10-Jun-24	PANEL IN PLACE
Ward 6 Access Road	R	446,666.67	30-Apr-24	Blose, Ndlovu, Chule	Formal Quotation (Panel)	N/A	sourcing Quotation	10-May-24	10-Jun-24	PANEL IN PLACE
Ward 7 Access Road	R	446,666.67	30-Apr-24	Blose, Ndlovu, Chule	Formal Quotation (Panel)	N/A	sourcing Quotation	10-May-24	10-Jun-24	PANEL IN PLACE
Ward 8 Access Road	R	446,666.67	30-Apr-24	Blose, Ndlovu, Chule	Formal Quotation (Panel)	N/A	sourcing Quotation	10-May-24	10-Jun-24	PANEL IN PLACE
Ward 9 Access Road	R	446,666.67	30-Apr-24	Blose, Ndlovu, Chule	Formal Quotation (Panel)	N/A	sourcing Quotation	10-May-24	10-Jun-24	PANEL IN PLACE
Ward 10 Access Road	R	446,666.67	30-Apr-24	Blose, Ndlovu, Chule	Formal Quotation (Panel)	N/A	sourcing Quotation	10-May-24	10-Jun-24	PANEL IN PLACE
Ward 11 Access Road	R	446,666.67	30-Apr-24	Blose, Ndlovu, Chule	Formal Quotation (Panel)	N/A	sourcing Quotation	10-May-24	10-Jun-24	PANEL IN PLACE
Ward 12 Access Road	R	446,666.67	30-Apr-24	Blose, Ndlovu, Chule	Formal Quotation (Panel)	N/A	sourcing Quotation	10-May-24	10-Jun-24	PANEL IN PLACE
Ward 13 Access Road	R	446,666.67	30-Apr-24	Blose, Ndlovu, Chule	Formal Quotation (Panel)	N/A	sourcing Quotation	10-May-24	10-Jun-24	PANEL IN PLACE
Ward 14 Access Road	R	446,666.67	30-Apr-24	Blose, Ndlovu, Chule	Formal Quotation (Panel)	N/A	sourcing Quotation	10-May-24	10-Jun-24	PANEL IN PLACE
Ward 15 Access Road	R	446,666.67	30-Apr-24	Blose, Ndlovu, Chule	Formal Quotation (Panel)	N/A	sourcing Quotation	10-May-24	10-Jun-24	PANEL IN PLACE
ELECTRIFICATION										
Greater Stepmore/Ridge phase	R	460,000.00	15-Mar-24	S Ntshiza	Formal Quotation (Panel)	N/A	sourcing Quotation	03-Apr-24	17-Apr-24	READVERTISED
Greater Amakhuze/Cabazi phase 6	R	360,000.00	15-Mar-24	S Ntshiza	Formal Quotation (Panel)	N/A	sourcing Quotation	03-Apr-24	17-Apr-24	READVERTISED
Greater Khukhulela/Nomagaga phase 6	R	360,000.00	15-Mar-24	S Ntshiza	Formal Quotation (Panel)	N/A	sourcing Quotation	03-Apr-24	17-Apr-24	READVERTISED
Greater Centocow/Hlabeni phase 6	R	300,000.00	15-Mar-24	S Ntshiza	Formal Quotation (Panel)	N/A	sourcing Quotation	03-Apr-24	17-Apr-24	READVERTISED
Greater Gqumeni/Mqundekweni phase 6	R	300,000.00	15-Mar-24	S Ntshiza	Formal Quotation (Panel)	N/A	sourcing Quotation	03-Apr-24	17-Apr-24	READVERTISED
Greater Ngwagwane phase 6	R	460,000.00	15-Mar-24	S Ntshiza	Formal Quotation (Panel)	N/A	sourcing Quotation	03-Apr-24	17-Apr-24	READVERTISED
Greater Nkwezela phase 6	R	360,000.00	15-Mar-24	S Ntshiza	Formal Quotation (Panel)	N/A	sourcing Quotation	03-Apr-24	17-Apr-24	READVERTISED
Greater Nkumba/Mangwaneni phase 6	R	300,000.00	15-Mar-24	S Ntshiza	Formal Quotation (Panel)	N/A	sourcing Quotation	03-Apr-24	17-Apr-24	READVERTISED
Greater Donnybrook phase 6	R	240,000.00	15-Mar-24	S Ntshiza	Formal Quotation (Panel)	N/A	sourcing Quotation	03-Apr-24	17-Apr-24	READVERTISED
Greater Mjila/Creighton phase 6	R	250,000.00	15-Mar-24	S Ntshiza	Formal Quotation (Panel)	N/A	sourcing Quotation	03-Apr-24	17-Apr-24	READVERTISED
Greater Sandanezwe/Masamini phase 6	R	440,000.00	15-Mar-24	S Ntshiza	Formal Quotation (Panel)	N/A	sourcing Quotation	03-Apr-24	17-Apr-24	READVERTISED
Lamington to Greater Stepmore 5,3 km MV line	R	3,700,000.00	15-Mar-24	S Ntshiza	Formal Quotation (Panel)	N/A	sourcing Quotation	03-Apr-24	17-Apr-24	READVERTISED
Seaford Community Hall-Ward 13	R	475,000.00	30-Apr-24	N Basi	Competitive Bidding	06-May-24	10-May-24	03-Jun-24	10-Jun-24	READVERTISED
Mlindeli Community Hall-Ward 05	R	475,000.00	30-Apr-24	N Basi	Competitive Bidding	06-May-24	10-May-24	03-Jun-24	10-Jun-24	AWARDED
Okhetheni Community Hall-Ward 07	R	475,000.00	30-Apr-24	N Basi	Competitive Bidding	06-May-24	10-May-24	03-Jun-24	10-Jun-24	READVERTISED COMBINED WITH OTHER RENOVATIONS
Khethokuhle Community Hall-ward 15	R	475,000.00	30-Apr-24	N Basi	Competitive Bidding	06-May-24	10-May-24	03-Jun-24	10-Jun-24	READVERTISED COMBINED WITH OTHER RENOVATIONS

Buyani Madlala Sportfield-Ward 11	R	550,000.00	30-Apr-24	N Basi	Competitive Bidding	06-May-24	10-May-24	03-Jun-24	10-Jun-24	READVERTISED COMBINED WITH OTHER RENOVATIONS
Bethlehem Sport Field-Ward 12	R	550,000.00	19-Apr-24	N Basi	Competitive Bidding	06-May-24	10-May-24	03-Jun-24	10-Jun-24	READVERTISED COMBINED WITH OTHER RENOVATIONS
Aircons	R	500,000.00	24-Apr-24	S Ntshiza	Formal Quotation (Panel)	N/A	sourcing Quotation	15-May-24	22-May-24	CONTRACT IN PLACE
Electrical works	R	200,000.00	24-Apr-24	S Ntshiza	Formal Quotation (Panel)	N/A	sourcing Quotation	15-May-24	22-May-24	READVERTISED
Street lights	R	500,000.00	24-Apr-24	S Ntshiza	Formal Quotation (Panel)	N/A	sourcing Quotation	15-May-24	22-May-24	READVERTISED
Bulwer Community Hall and Library	R	500,000.00	31-May-24	N Basi	Competitive Bidding	15-Jun-24	20-Jun-24	15-Jul-24	22-Jul-24	READVERTISED COMBINED WITH OTHER RENOVATIONS
Nkwezela Library	R	400,000.00	31-May-24	N Basi	Competitive Bidding	15-Jun-24	20-Jun-24	15-Jul-24	22-Jul-24	READVERTISED COMBINED WITH OTHER RENOVATIONS
Himeville Depo Cottages and Mathungulwini	R	500,000.00	31-May-24	N Basi	Competitive Bidding	15-Jun-24	20-Jun-24	15-Jul-24	22-Jul-24	READVERTISED COMBINED WITH OTHER RENOVATIONS
Creighton Main Offices	R	300,000.00	31-May-24	N Basi	Competitive Bidding	15-Jun-24	20-Jun-24	15-Jul-24	22-Jul-24	ADVERTISED COMBINED WITH OTHER RENOVATIONS
Repairs and Maintenance - Plant and Equipment	R	350,000.00	Contract in process	P Malinga	Competitive Bidding					CONTRACT IN PLACE
Roads Maintenance in Ward 1	R	500,000.00	15-Apr-24	P Malinga	Formal Quotation (Panel)	N/A	sourcing Quotation	22-May-24	29-May-23	PANEL IN PLACE
Roads Maintenance in Ward 2	R	500,000.00	15-Apr-24	P Malinga	Formal Quotation (Panel)	N/A	sourcing Quotation	22-May-24	29-May-24	PANEL IN PLACE
Roads Maintenance in Ward 3	R	500,000.00	15-Apr-24	P Malinga	Formal Quotation (Panel)	N/A	sourcing Quotation	22-May-24	29-May-24	PANEL IN PLACE
Roads Maintenance in Ward 4	R	500,000.00	15-Apr-24	P Malinga	Formal Quotation (Panel)	N/A	sourcing Quotation	22-May-24	29-May-24	PANEL IN PLACE
Roads Maintenance in Ward 5	R	500,000.00	15-Apr-24	P Malinga	Formal Quotation (Panel)	N/A	sourcing Quotation	22-May-24	29-May-24	PANEL IN PLACE
Roads Maintenance in Ward 6	R	500,000.00	15-Apr-24	P Malinga	Formal Quotation (Panel)	N/A	sourcing Quotation	22-May-24	29-May-24	PANEL IN PLACE
Roads Maintenance in Ward 7	R	500,000.00	15-Apr-24	P Malinga	Formal Quotation (Panel)	N/A	sourcing Quotation	22-May-24	29-May-24	PANEL IN PLACE
Roads Maintenance in Ward 8	R	500,000.00	15-Apr-24	P Malinga	Formal Quotation (Panel)	N/A	sourcing Quotation	22-May-24	29-May-24	PANEL IN PLACE
Roads Maintenance in Ward 9	R	500,000.00	15-Apr-24	P Malinga	Formal Quotation (Panel)	N/A	sourcing Quotation	22-May-24	29-May-24	PANEL IN PLACE
Roads Maintenance in Ward 10	R	500,000.00	15-Apr-24	P Malinga	Formal Quotation (Panel)	N/A	sourcing Quotation	22-May-24	29-May-24	PANEL IN PLACE
Roads Maintenance in Ward 11	R	500,000.00	15-Apr-24	P Malinga	Formal Quotation (Panel)	N/A	sourcing Quotation	22-May-24	29-May-24	PANEL IN PLACE
Roads Maintenance in Ward 12	R	500,000.00	15-Apr-24	P Malinga	Formal Quotation (Panel)	N/A	sourcing Quotation	22-May-24	29-May-24	PANEL IN PLACE
Roads Maintenance in Ward 13	R	500,000.00	15-Apr-24	P Malinga	Formal Quotation (Panel)	N/A	sourcing Quotation	22-May-24	29-May-24	PANEL IN PLACE
Roads Maintenance in Ward 14	R	500,000.00	15-Apr-24	P Malinga	Formal Quotation (Panel)	N/A	sourcing Quotation	22-May-24	29-May-24	PANEL IN PLACE
Roads Maintenance in Ward 15	R	500,000.00	15-Apr-24	P Malinga	Formal Quotation (Panel)	N/A	sourcing Quotation	22-May-24	29-May-24	PANEL IN PLACE
General Expenses (Materials and Supplies- Plastic Bags)	R	500,000.00	Contract in process	Ndelu L						PANEL IN PLACE
Construction of Creighton Storm water	R	1,000,000.00	01-May-24	N Basi	Competitive bidding	06-May-24	29-May-24	20-Jun-24	15-Jul-24	NO REQUEST SUBMITTED
Outsourced Services:Cleaning Services	R	200,000.00	Contract in process	C Dlamini						CONTRACT IN PLACE
Outsourced Services:Clearing and Grass Cutting Services (Cutting of Trees)	R	200,000.00	Contract in process	C Dlamini and B Dlamini		06-May-24	30-Jun-24	15-Jul-24	15-Aug-24	TO BE RE-ADVERTISED
Outsourced Services:Sewerage Services	R	500,000.00	Contract in process	C Dlamini						PANEL IN PLACE
Infrastructure and Planning:Geoinformatic Services (Transport Plan)	R	164,550.00	Panel in Place	Z Dlamini	Formal Quotation (Panel)	05-Jul-24	sourcing Quotation	20-Jul-24	26-Jul-24	PANEL IN PLACE AND EXPIRING 20 SEPTEMBER 2024 AND NO REQUEST SUBMITTED
Contractors:Gardening Services	R	100,000.00	on going	C Dlamini and B Dlamini	Quotation	on going	on going	on going	on going	TO BE RE-ADVERTISED
Inventory Consumed:Materials and Supplies	R	350,000.00	on going	C Dlamini and B Dlamini	Quotation	on going	on going	on going	on going	AWARDED
Operational Cost:Signage	R	130,000.00	30-Apr-24	L Blose	Quotation	N/A	15-Jul-24	31-Jul-23	06-Aug-23	PANEL IN PLACE
Operational Cost:Uniform and Protective Clothing	R	1,200,000.00	Panel in Place	C Dlamini						CONTRACT IN PLACE

Training of Jockeys	R	15,000.00	Jun-24	Mr Xaba	Quatations						AWARDED
Training of Coaches	R	30,000.00	Jun-24	Mr Xaba	Quatations						SOURCING STAGE
Training of Artist	R	45,000.00	01-Jun-24	Mr Xaba	Quatations						NO REQUEST SUBMITTED
Training of Crafters	R	45,000.00	01-Jun-24	Mr Xaba	Quatations						NO REQUEST SUBMITTED
Dr NtZ Horse race	R	40,000.00	Jun-24	Mr Xaba	Quatations						AWARDED
Bongumusa Training Marathon	R	40,000.00	Jun-24	Mr Xaba	Quatations						SOURCING STAGE
Sani Stagger	R	40,000.00	Jun-24	Mr Xaba	Quatations						SOURCING STAGE
Harry Gwala Summer Cup	R	40,000.00	01-Jun-24	Mr Xaba	Quatations						SOURCING STAGE
Sazi Langa	R	40,000.00	01-Sep-24	Mr Xaba	Quatations						NO REQUEST SUBMITTED
Willy Mtolo	R	40,000.00	Sep-24	Mr Xaba	Quatations						AWARDED
Arts and Culture Competition	R	320,000.00	Sep-24	Mr Xaba	Tender						AWARDED
Umkhosi weNtombi Zase Harry Gwala	R	160,000.00	May-24	Mr Xaba	Quatations						AWARDED
Umkhosi woMhlanga	R	100,000.00	Jul-24	mr Xaba	Quatations						AWARDED
Youth Camp	R	150,000.00	01 Jne-24	Mr. W Mbanjwa	Quatations						AWARDED
Back2school Campaign	R	190,000.00	Oct-24	Mr. W Mbanjwa	Quatations						AWARDED
Matric Awards	R	299,000.00	Oct-24	Mr. W Mbanjwa	Quatations, Tender						SOURCING STAGE
Youth Games	R	200,000.00	Oct-24	Mr. W Mbanjwa	Quatations						NO REQUEST SUBMITTED
Drivers License Training	R	220,000.00	Nov-24	Mr. W Mbanjwa	Quatations						NO REQUEST SUBMITTED
Security Training	R	300,000.00	Sep-24	Mr. W Mbanjwa	Tender						AWARDED
Carier Exhibition	R	154,500.00	Jan-24	Mr. W Mbanjwa	Quatations						NO REQUEST SUBMITTED
Youth Commemoration	R	60,000.00	Mar-24	Mr. W Mbanjwa	Quatations						NO REQUEST SUBMITTED
Golden Games	R	100,000.00	24-Jun	Miss. L Zuma	Quatations						NO REQUEST SUBMITTED
Disability Programms	R	100,000.00	Aug-24	Miss. L Zuma	Quatations						SOURCING STAGE
Senior Citizens Programms	R	100,000.00	Aug-24	Miss. L Zuma	Quatations						SOURCING STAGE
World Aids Day	R	80,000.00	24-Oct	Miss. L Zuma	Quatations						NO REQUEST SUBMITTED
TB Day	R	66,000.00	Jan-24	Miss. L Zuma	Quatations						NO REQUEST SUBMITTED
Mayors Cup	R	980,000.00	Jul-24	Miss. L Zuma	Tender						NO REQUEST SUBMITTED
Construction of Chairs and Tables Parks	R	R100 000.	Apr-24	Ms Maphanga	Tender						BID ADJUDICATION COMMITTEE
Construction of Underberg Cemetery Toilet	R	200,000.00	Apr-24	Ms Maphanga	Tender						NO REQUEST SUBMITTED
											NO REQUEST SUBMITTED
Fencing of Donnybrook Cemety	R	50,000.00	Jul-24	Mrs. TP Maphanga	Tender						EVALUATION STAGE
Procurement of PPEs (Parks and Semetories)	R	R50 000.00	01-Jul	Mrs. TP Maphanga	Quotation						NO REQUEST SUBMITTED
Procurement of Bulwer CSC Promotional Material	R	15,000.00	Jul-24	Mr SR Zondi	Quotation						NO REQUEST SUBMITTED
Bulwer CSC Fencing	R	400,000.00	01-Jul-24	Mr SR Zondi	Tender						NO REQUEST SUBMITTED
											NO REQUEST SUBMITTED
Water Backing Up System(Reticulation system)	R	R100 000.	01-Oct-24	Mr SR Zondi	Quotation						NO REQUEST SUBMITTED
Procurement of Tools Bulwer CSC)	R	30,000.00	01-Jul-24	Mr SR Zondi	Quotation						NO REQUEST SUBMITTED
Construction of OSS houses	R	626,000.00	01-Apr-24	Ms M Chiya	Quotation						EVALUATION STAGE
War room awards procurement	R	137,500.00			Quotation						AWARDED
											NO REQUEST SUBMITTED
Procurement of Disaster Relief	R	465,000.00		Mr W Dlamini	Tender	01-Apr-24	01-Jun-24	01-Jul-24	01-Jul-24		PANEL IN PLACE
Procurement of Transport Assets	R	7,450,000.00	01-Apr-24	Mr Dlamini& Ms Nkandi	TRANSVERSAL	01-Apr-24	01-Jun-24	01-Jul-24	01-Aug-24		AWARDED
Installation of Buglar guards at Creighton Library	R	300,000.00	01-Apr-24	Mr W Dlamini	Tender	01-Apr-24	01-Jul-24	01-Aug-24	01-Sep-24		EVALUATION STAGE
Procurement of Back up generator for Underberg Library	R	500,000.00	Apr-24	Mr W Dlamini	Tender	01-Apr-24	01-Jul-24	01-Aug-24	01-Sep-24		NO REQUEST SUBMITTED
Procurement of plant and Equipment Cemetery	R	230,000.00	01-Apr-24	Ms Maphanga	Tender						NO REQUEST SUBMITTED
Municipal Pound Fencing	R	600,000.00	01-Apr-24	Mr W Dlamini	Tender	01-Apr-24	01-Jul-24	01-Aug-24	01-Sep-24		NO REQUEST SUBMITTED
Procurement of Plant and Equipment	R	20,000.00	01-Apr-24	Mr W Dlamini	Quotation	Setember 2024	01-Oct-24	01-November	01-November		NO REQUEST SUBMITTED
Construction of Muncipal Shed	R	2,200,000.00	01-Apr-24	Mr W Dlamini	Tender	01-Apr-24	Junly 2025	01-Aug-24	01-Sep-24		BID SPECIFICATION COMMITTEE
Procurement of computers for libraries	R	100,000.00	01-Apr-24	Mr W Dlamini	Quotation	01-Apr-24	01-Jul-24	01-Aug-24	01-Sep-24		QUOTATION SPECIFICATION
Mobile Library	R	3,300,000.00	01-Apr-24	Mr W Dlamini	Tender	01-Apr-24	01-Jul-25	01-Aug-24	01-Aug-24		BID EVALUATION COMMITTEE
Procurement of Computer Software for Libraries	R	50,000.00	01-Apr-24	Mr W Dlamini	Tender	01-Apr-24	01-Jul-24	01-Aug-24	01-Aug-24		NO REQUEST SUBMITTED
Nkwezela Borehole drilling and Installatio	R	300,000.00	01-Apr-24	Mr W Dlamini	Tender	01-Apr-24	01-Jul-24	01-Aug-24	01-Sep-24		BID ADJUDICATION COMMITTEE
Traffic Lights In Underberg	R	800,000.00	01-Apr-24	Mr W Dlamini	Tender	01-May-24	01-Jul-24	01-Aug-24	01-Sep-24		BID SPECIFICATION COMMITTEE
Building of DLTC (Designs)	R	500,000.00	01-Apr-24	Mr W Dlamini	Tender						AWARDED
Procurement of Plant and Equipment Cemetery	R	23,000.00	01-Apr-24	Ms Maphanga	Tender						NO REQUEST SUBMITTED
Disaster Manage ment Gadgets	R	750,000.00	01-Apr-24	Mr W Dlamini	Tender	01-May-24	01-Jul-24	01-Aug-24	01-Sep-24		NO REQUEST SUBMITTED
Community Programs Computer	R	100,000.00	01-Apr-24	Ms Nkandi	Quatation						NO REQUEST SUBMITTED
Procurement of furniture and Equipment Community safety	R	600,000.00	01-Apr-24	Mr W Dlamini	Tender	01-May-24	01-Jul-24	01-Aug-24	01-Sep-24		BID SPECIFICATION COMMITTEE
Plant and Equipment (Lightning conductors)	R	260,000.00	01-Apr-24	Mr W Dlamini	Tender	01-Apr-24	01-Jun-24	01-Jul-24	01-Jul-24		BID ADJUDICATION COMMITTEE

MIG, ELECTRIFICATION AND INTERNAL FUNDED PROJECTS

Project Name	Sep-24	Reason for Delays	Remedial Action
2022/23 FINANCIAL YEAR PROJECTS			
2022/23 FINANCIAL YEAR MIG PROJECTS			
Creighton Sport Center phase 2	The project is practical complete.	There was the delay due rainy days in december and January.	The project manager is monitoring the project very closely in order to complete the project on time
Mafohla Community Hall	Services provider has returned on site and completed the community hall structure. This project is 98% complete. There is 40m of fencing outstanding and the municipality has reversed the termination letter after receiving application from the contractor stating challenges.	Delayed due to slow progress by the contractor. The service provider had financial cashflow challenges which caused delays on the project and heavy rain but contract has returned on site and promised to work even on weekends	After notice of slow progress was issued service provider and the service provider promised to speed up the progress on site
Underberg Asphalt Road Phase 4	The progress is at 85% , the service provider is busy with concrete works.	N/A	N/A
Himeville Asphalts Phase 3	The project is practical complete	The service provider which was appointed declined the work, the project was than re-advertised 1.Majiki Construction declined the project. 2. The project was than re-advertised which resulted in delay of the project. 3. The appointment of new service provider was on May 2023	The project manager is monitoring the project very closely
2022/23 FINANCIAL YEAR INTERNAL PROJECTS			
Creighton Storeroom	The project is 96% complete, the service provider is busy with construction of parking lots and fencing	Delayed due to insufficient budget, the project was waiting for the virement period in order to start the internal processes. The project is currently delayed by the slow pregress on site by the contractor.	The project has commernced on site. The project manager has issued a notice of slow progress by the contractor and the contractor promised to get back on site with full force
Underberg Town Upgrade Phase 4	Practical complete		
Bulwer Town Upgrade Phase 2		Delayed by the slow progress of service provider. The service provider had financial cashflow challenges which caused delays on the project and also heavy rain	The project manager has issued a notice of slow progress to the service provider and the service provider made promise to speed up the progress on site

Project Name	Sep-24	Reason for Delays	Remedial Action
Creighton Town Upgrade Phase 2	The project is practical complete.	The project is currently delayed by the supplier to who will supply street light to be installed at Creighton.	The project manager has issued a notice of slow progress to the contractor and the contractor promised to get back on site with full force when street lights are delivered on site and promised to push supply to deliver as soon as possible.
Renewal of Gravel Access Roads 2024/25 min. 1km			
Ngqiya Access Road	Senior Civil engineers are busy with assessment processes so that they will prepare scope of work.		
Kwapitela Access Road	Senior Civil engineers are busy with assessment processes so that they will prepare scope of work		
Ekhubeni Access Road	Senior Civil engineers are busy with assessment processes so that they will prepare scope of work	0	
Fudu Zondi Access Road	Senior Civil engineers are busy with assessment processes so that they will prepare scope of work		
Khukhulela Access Road	Senior Civil engineers are busy with assessment processes so that they will prepare scope of work		

Project Name	Sep-24	Reason for Delays	Remedial Action
Sibaya Access Road	Senior Civil engineers are busy with assessment processes so that they will prepare scope of work		
Mcondo Access Road	Senior Civil engineers are busy with assessment processes so that they will prepare scope of work		
Manxiweni Access Road	Senior Civil engineers are busy with assessment processes so that they will prepare scope of work		
Ejozi Access Road	N/A Senior Civil engineers are busy with assessment processes so that they will prepare scope of work		The project was completed before the end of Q2 for the financial year 2023/24
Kenana Access Road	N/A Senior Civil engineers are busy with assessment processes so that they will prepare scope of work		
Siyothula Access Road	Senior Civil engineers are busy with assessment processes so that they will prepare scope of work		

Project Name	Sep-24	Reason for Delays	Remedial Action
Siba Access Road	Senior Civil engineers are busy with assessment processes so that they will prepare scope of work		
Madlala Access Road	N/ASenior Civil engineers are busy with assessment processes so that they will prepare scope of work		
Mashintshi Access Road	Senior Civil engineers are busy with assessment processes so that they will prepare scope of work		
KwaSawoti Access Road	Senior Civil engineers are busy with assessment processes so that they will prepare scope of work		
2023/24 FINANCIAL YEAR PROJECTS			
2024/25 FINANCIAL YEAR MIG PROJECTS			
Maguzwana Sport fields	The project is on tender stage(second Re-advertised) due none responsive bidders.		
Thonsini Hall and Creche	Contractor has establishment on site and busy with construction of foundations and floor slab.		
Khubeni Creche	Contractor has establishment on site and busy with construction of concret foundation is about to start brick work.		
Zwelisha creche	Contractor has establishment on site and busy with construction of foundations.	This project currently has land challenges, which the ward councillor is busy sorting out this issue.	
Siyathuthuka creche	Contractor has establishment on site and busy with construction of foundations and floor slab.		
Bulwer Asphalt phase 8 Section 3	Project was re advertised for the 3rd time as a results of not finding suitable service provider through SCM processes.		

Project Name	Sep-24	Reason for Delays	Remedial Action
2023/24 FINANCIAL YEAR INTERNAL PROJECTS			
Upgrading of himeville township asphalts road	Contractor is on site and busy establishment	Delayed due to changes (method) which was done by the scm department for the appointment of service provider	The SCM is now finalising the process to allocate the service provider (consultant) for this project
Nomgidi Community Hall	Professional service provider (Consultant has been appointed, currently busy preparing designs, change of site	Delayed due to changes (method) which was done by the scm department for the appointment of service provider	The SCM is now finalising the process to allocate the service provider (consultant) for this project
Donnybrook Toilets	N/A	Project is practical complete, construction of septic tank is complete and currently busy with plumbing.	
Bus Shelters	This project is currently at evaluation stage to appoint service provider that will install 8 Bus Shelters		
Ntwasahlobo to Ridge pedestrain bridge	Applications for environmental impact assessment has been submitted to the department of economic development tourism and environmental affairs	EAP appointment for the EIA and Water use Authourisation for the pedestrian bridges but there is a delay due to late appointment of Enginners for designing pedestrian bridges	Inception meeting took place on the 6th December 2023, engineers have been given up until January 2024 to submit to preliminary designs thereafter the EIA procedss will continue. PWBS to work closely with Engineers to ensure that set date for submission is adhered to.
Dlangisa pedestrain bridge	Applications for environmental impact assessment has been submitted to the department of economic development tourism and environmental affairs	EAP appointment for the EIA and Water use Authourisation for the pedestrian bridges but there is a delay due to late appointment of Enginners for designing pedestrian bridges	Inception meeting took place on the 6th December 2023, engineers have been given up until January 2024 to submit to preliminary designs thereafter the EIA procedss will continue. PWBS to work closely with Engineers to ensure that set date for submission is adhered to.
Gobhogobho pedestrain bridge	Applications for environmental impact assessment has been submitted to the department of economic development tourism and environmental affairs	EAP appointment for the EIA and Water use Authourisation for the pedestrian bridges but there is a delay due to late appointment of Enginners for designing pedestrian bridges	Inception meeting took place on the 6th December 2023, engineers have been given up until January 2024 to submit to preliminary designs thereafter the EIA procedss will continue. PWBS to work closely with Engineers to ensure that set date for submission is adhered to.
Half my right pedestrain bridge	Applications for environmental impact assessment has been submitted to the department of economic development tourism and environmental affairs	EAP appointment for the EIA and Water use Authourisation for the pedestrian bridges but there is a delay due to late appointment of Enginners for designing pedestrian bridges	Inception meeting took place on the 6th December 2023, engineers have been given up until January 2024 to submit to preliminary designs thereafter the EIA procedss will continue. PWBS to work closely with Engineers to ensure that set date for submission is adhered to.
Centocow phase 3	This project is 90% contractor is currently busy with roof structure of store and poring concrete on the taxi rank floor	Delayed due to some of the project scope required specific specialist in order to finalise the designs. The consultant experience unforeseen delays to find sutable specialist	PWBS Department will work closely with the consultant to fastrack the completion of designs in order to go out on tender
Storm Water installation	Contractor is on site busy installing pipe in ward 5 =10m storm water installed and in ward 8 = 20m of pipes have been installed.		
ELECTRIFICATION PROJECTS 2022/2023			
Greater Stepmore/Ridge phase 6	The project is practical complete		
Greater Amakhuze/Cabazi phase 6	Complete		
Greater Khukhulela/Nomagaga phase 6	Complete		
Greater Centocow/Hlabeni phase 6	Complete		
Greater Gqumeni/Mqundekweni phase 6	Complete		
Greater Ngwagwane phase 6	Complete		
Greater Nkwezela phase 6	Complete		
Greater Bulwer phase 6	Complete		
Greater Nkumba/Mangwaneni phase 6	Complete		

Project Name	Sep-24	Reason for Delays	Remedial Action
Greater Bhidla/Sizanenjana phase 6	Complete		
Greater Donnybrook phase 6	Complete		
Greater Mjila/Creighton phase 6	Complete		
Greater Sandanezwe/Masamini phase 6	Complete	There was a delay due to slow progress from service provider	The municipalit had a meeting with the service provider on Tuesday 04 June 2024, to fast track progress on site.
ELECTRIFICATION PROJECTS 2024/2025			
Amakhuze/Cabazi phase 7	The project is 40% complete		
Lamington to Greater Stepmore 5.3 km MV line	Service provider has established on site and project is on hold due to wayleave agreement		
Greater Khukhulela/Nomagaga phase 7	The project is practical complete		
Greater Ngwagwane Phase 7	The project is practical complete		
Greater Nkwezela phase 7	The project is 60% complete		
Greater Nkumba/Magwaneni Phase 7	The project is practical complete		



Main Street
Creighton, 3263

P.O Box 62

Creighton 3263

Phone: +27 39 833 1038

Fax: +27 39 833 1179

Email: mailbox@ndz.gov.za

www.ndz.gov.za

“A better place for all”

18 September 2024

Head of Department

Treasury House,
145 Chief Albert Luthuli Street,
Pietermaritzburg,
3200

Dear Ms. C. Coetzee

Email: carol.coetzee@kzntreasury.gov.za

Reference: 11/6/13/13 2024/25 KZN436

REPOST IMPLEMENTATION ASSESSMENT: CHALLENGES AND RISKS

This letter serves as a response to your letter dated 29 August 2024, based on the number and complexity of challenges and risks raised pardon the delay as the team sought to provide the necessary feedback and turnaround strategies where needed.

Matter arising from Post-implementation assessment was conducted based on the 2022/23

As per your letter, you have noted that of the four findings raised in the 2022/23 assessment, three have been fully addressed and that one remains a concern, namely Cash Flow Statement, based on the following issues you have identified in the 2023/24 assessment:

- No correlation between the payments to acquire PPE per the cash flow statement and Note 6b of the Interim Financial Statements.
- Considering the R64m Operational Costs for the current year as well as the decrease in the Payables from Exchange Transactions of R20m, the cash payments to suppliers of R69m may be understated.
- No correlation between interest received per the cash flow statement and Note 19 of the Interim Financial Statements.

It is worth noting that in the AGSA audit of the Annual Financial Statement(AFS) 30 June 2023, to highlight that a similar finding was raised. To this, an action plan was developed with key activities such as root cause analysis, Correct the Misstatement in the 30 June 2023 AFS, Internal Controls Review with the aim to strengthen, development of template, Staff Training, Process Improvement by embedding the cashflow workings in the preparation document, Management Oversight, external party consultation on areas of concern, and continuous monitoring and reporting.

Relating to the first two bullet points above, the decrease movement in the Payables from Exchange Transactions of R20m is split between the payments to acquire PPE and the cash payments to suppliers as the trade payables and retention in current liabilities based on the underlying items nature(capital vs operating expenditure). The supporting working paper to the cashflow statement was submitted to the PT team.

The cashflow statement make references to interest received irrespective of the source, while the income statement has split the presentation between transaction from exchange and non-exchange. The main differences is that PT representative did not take into account line item "Penalties on property rates" as well as working capital movement relating to this cashflow item. The supporting working paper to the cashflow statement was submitted to the PT team. The working file submitted to Stakeholders who participated in the review of 2023/2024 included reconciliations for VAT Receivables and Housing Operating Account balances.

Matter arising from Post-implementation assessment was conducted based on the 2023/24

In relation to the provisions for Landfill rehabilitation; Long Service Awards; Post-Retirement Health Care and Debt Impairment that were not updated on the Interim Financial Statements as at 31 March 2024. This is based on a cost benefit analysis performed of producing these reports for in year reporting, it was concluded that they should remain a year end process given the current economic environment.

The municipality has performed and reviewed, item mapping, reconciliations and related listings of account balances and transactions for the 30 June 2024 AFS. It is our belief that the associated risk is mitigated but the items identified will be incorporated in our operational risk register, if not already included, and monitored on a quarterly basis:

- Understatement of Payables;
- Misstatement of Employee Costs;
- Understatement of Traffic Fines;
- Misstatement of Property Rates Revenue and Gross Debtors;
- Misclassification of Statement of Financial Performance line item 'Incidental Cash surpluses';
- Misstatement of Provision for Debt Impairment; and
- Misstatement of Provisions for Landfill rehabilitation; Long Service Awards and Post-Retirement Health Care

We disagree with the statement the work in progress not "journalled" on the financial system, all payments made are timeously captured on the financial system and based on its nature correctly classified, this is evidence by the data strings submitted on a monthly basis to national treasury local government portal.

Matter arising from Review of the Interim Financial Statements as at 31 March 2024

Furthermore, you noted discrepancies and reportable matters that stemmed from the Commitments Register and supporting documents as at 31 March 2024, submitted with financial statements.

The municipality was alerted to the discrepancies within the preparation and review of the commitments register during the AGSA audit of 30 June 2023 AFS, a similar process as stated above was followed, with the aim of achieving business objective of credible reporting. This was main reason the municipality selected this as a key focus area in the 2023/24 assessment. the results of the assessment required the municipality to repeat the correction process stated above. The root-cause of the above was identified as errors made in the consolidation process of the multiple commitment registers the municipality produces and inadequate review post consolidation. Appropriate activities were planned and executed in preparation for the 30 June 2024 AFS.

Municipal finance Systems crash during 2023/24

The recapturing of financial information project for period February/March 2023 to August 2023 was aided and guide by reports extracted and reconciliations performed from the initial data, controls such as monthly comparison of initial and recaptured data were performed. The catch-up project from September 2023 to March 2024 was completed in April 2024 to bring the municipality back to current date. It is correct that during the preparation of interim financial statements there were concurrent review and correction of reconciliations and listings taking place but were concluded prior to submission of interim financial statements and further confirmed during preparation of annual financial statements.

Conclusion

I would like to assure you that this letter response will be tabled at the next sitting of Council for consideration through the appropriate channels, MANCO, FINCOM, EXCO, and Council. Thank you for appraising me of such pertinent challenges and risks faced by the municipality, and we commit to ensuring that appropriate controls are put in place to enhance internal controls and achieve business objectives.

Yours faithfully,



NC. Vezi

Municipal Manager