



Main Street
Creighton, 3263

P.O Box 62

Creighton 3263

Phone: +27 39 833 1038

Fax: +27 39 833 1179

Email: mailbox@ndz.gov.za

www.ndz.gov.za

A Better Place for All

FINANCE COMMITTEE MEETING

AGENDA

**FOR THE MEETING TO BE HELD ON
TUESDAY, 15TH JULY 2025 AT 15:00 P.M.
VIRTUAL, THROUGH MICROSOFT TEAMS**

FINANCE COMMITTEE MEETING

NOTICE OF A FINANCE COMMITTEE MEETING

Dear Members

MEETING OF A FINANCE COMMITTEE

Notice is hereby given in terms of the Municipal Finance Management Act, No. 56 of 2003, that a Finance Committee Meeting of the **Dr. Nkosazana Dlamini- Zuma Local Municipality will be held on the 15th July 2025 (Tuesday) at 15:00pm virtually, through Microsoft teams**, for the purpose of considering the items as contained in the attached agenda.

Isaziso somhlangano ngokomthetho wamashumi amahlanu nesthupha (56) olawula ukuphathwa kwezimali (Municipal Finance Management Act No. 56 of 2003) kuzokuba nomhlangano wekomidi lakwa **Finance Committee Meeting** lomkhandlu we Dr. Nkosazana Dlamini-Zuma Municipality ozobanjwa ngohlelo lobuchwepheshe besimanje (Microsoft Teams) ngomhla ziyi 15 kuNtulikazi ngoLwesibili, **ngehora lesithathu ntambama**, ukuze kubukwe lezizindaba eziqukethwe yile agenda.

Yours faithfully



Clr P.S. Msomi
 Chairperson

DR NKOSAZANA DLAMINI-ZUMA LOCAL MUNICIPALITY FINANCE COMMITTEE MEETING

DATE AND TIME : 15th July 2025 at 15h00pm

VENUE : Virtual, Through Microsoft Teams

AGENDA

Item no.	Topic	Reports	Responsibility	Page no.
1.	Opening: Moment of Reflection		Chairperson	
2.	Notice of the Meeting		MM/CFO	
3.	Applications for Leave of Absence		Chairperson	
4.	Acceptance of the Agenda		Chairperson	
5.	Declaration of interest		Chairperson	
6.	Announcements		Chairperson	
7.	Presentations		Chairperson	
8.	Approval of previous minutes: • 13 th June 2025		Chairperson	
8.	FINANCE REPORTS: 1. Preliminary Monthly in year Monitoring Financial Report for the Month of 30 th June 2025. 2. Payroll Reconciliation for the Month of 30 th June 2025. 3. Expenditure Management Report as at 30 th June 2025 4. Debtors and Revenue Management reports as at 30 th June 2025 5. Assets Management report as at 30 th June 2025 6. Fleet Management Report as at 30 th June 2025 7. Supply Chain Management Report as at 30 th June 2025 8. Monthly report on Contract Management as at 30 th June 2025 9. MIG, Electrification and Internal funded		CFO CFO CFO CFO CFO CFO CFO CFO CFO	17 107 112 134 160 163 171 231 242
10.	Reports for Consideration	Nil	Chairperson	
11.	In committee Reports	Nil	Chairperson	
12.	Notice of Motion	Nil	Chairperson	

13.	Urgent Reports allowed only with the consensus of the chairperson:	Nil	Chairperson	
14.	Dates of the next meetings/Schedule of meetings		Chairperson	
15.	Closure		Chairperson	

FILE NO:3/2/8/2

MINUTES OF DR. NDZ MUNICIPALITY FINANCE COMMITTEE MEETING HELD ON THE 13th JUNE 2025 AT 09:00AM, COUNCIL CHAMBER, CREIGHTON

Present:	Cllrs	P.S. Msomi B.B Ntshiza I. T Shoba N.C. Dlamini D.R. Ngcamu	Chairperson Committee Member Committee Member Committee Member Committee Member
	Merrs	P. Mtungwa S.V. Mngadi N. Wela S. Ngcobo	CFO Senior Manager PWBS Deputy CFO Assistant Auxiliary Manager
	Mesdames	T. Dawe C.T. Ngobese	Senior Manager Town Planning & Development Senior Committee Officer
	Apologies	N.C Vezi J. Sondezi K.G. Mchunu	Municipal Manager Senior Manager Corporate & Support Services Senior Community Services Manager

ITEMS	MINUTES	ACTION & TIMEFRAME
01.	<u>OPENING: MOMENT OF REFLECTION:</u> The Chairperson opened the meeting by warmly welcoming all members and the Chairperson prayed for the members of the meeting.	
02.	<u>NOTICE OF THE MEETING</u> The CFO read the Notice of the meeting.	
03.	<u>APPLICATION FOR LEAVE OF ABSENCE:</u> <ul style="list-style-type: none"> MM was sick Senior Corporate Services Manager was attending another meeting and represented by Mr. S. Ngcobo. 	

	<ul style="list-style-type: none"> The Senior Community Service Manager was attending another meeting. 	
04.	<p><u>ACCEPTANCE OF THE AGENDA</u> With Councillor Shoba PROPOSING and Cllr Ntshiza SECONDDING it was unanimously, RESOLVED To accept the agenda dated 13th June 2025.</p>	
05.	<p><u>DECLARATION OF INTEREST:</u></p> <ul style="list-style-type: none"> There was none recorded. 	
06.	<p><u>OFFICIAL ANNOUNCEMENTS:</u></p> <ul style="list-style-type: none"> There was none received. 	
07.	<p><u>PRESENTATIONS:</u></p> <ul style="list-style-type: none"> None was recorded. 	
08.	<p><u>RESOLUTION REGISTER FOR PREVIOUS MEETINGS</u> There was no report.</p>	
09.	<p><u>APPROVAL OF PREVIOUS MINUTES</u> <u>MINUTES OF THE 16th APRIL 2025</u> With Cllr. N.C Dlamini PROPOSING and Cllr B.B Ntshiza SECONDDING it was unanimously, RESOLVED To adopt minutes of the 16th April 2025.</p>	
09.01.	<p><u>PRELIMINARY MONTHLY IN YEAR MONITORING FINANCIAL REPORT FOR THE MONTH ENDED 31st MAY 2025</u> The CFO presented the report for May 2025. He informed the committee of the purpose of the report which was to comply with Section 71 of the Municipal Finance Management Act (MFMA) and the requirements as promulgated in the Gazette No 32141 of 17 April 2009. A detailed report was attached to the agenda for more information.</p> <p>PART 1 – FINANCIAL REPORT:</p> <ul style="list-style-type: none"> Summary Financial Status – May 2025 Financial Ratios – May 2025 Summary Financial Performance Report for the Period ending – May 2025 Capital Expenditure – May 2025 Material Variances – May 2025 Part 2 – Detailed Financial Information Debtors Analysis – May 2025 Creditors Analysis – May 2025 Cash and Investments – May 2025 Conditional Grants – May 2025 Councillor and Staff Benefits (Sec 66) – May 2025 	

- Other Supporting Documents – May 2025
- Status on Capital Projects – May 2025
- Monthly Budget Statements – May 2025
- Quality Certificate – May 2025

Summary of financial performance for the period:

Actual Revenue to Budgeted Revenue 71%	96%
Actual Opex to Budgeted Opex 59%	79%
Actual Capex to Budgeted Capex 45%	72%
Employee related cost 59%	80%
Councillors Remuneration 66%	81%
Conditional Grants Expenditure 73.56%	94.67%
Debtors Collection 82.02%	83.67%
Creditors Paid within 30 days 100%	100%

RECOMMENDATIONS

It is therefore recommended that:

- The report be noted
- That, in compliance with, Section 71 and Section 52(d) of the MFMA and in terms of Government Notice 32141 dated 17 April 2009, regarding the “Local Government: Municipal Finance Management Act 2003 Municipal Budget and Reporting. Regulations” the preliminary financial results regarding the operating and capital budgets for 2024/2025 financial year, and supporting documents as required by National Treasury (Schedule C) be submitted to Full Council Committee.
- In order to comply with Section 31(1) of the Government Gazette No 32141 of 17 April 2009 this report be submitted to the National Treasury and the relevant Provincial Treasury.

	<p>The debtors' book has increased by 1.5% in the month of May 2025 with the debt set at R123,348,623.04, with a debt collection rate of 83.67%. An amount of R69 303.60 been paid to date has been paid to support free basic electricity with 620 Beneficiaries. Traffic fines debtors remain a concern; improved collection strategies are being implemented and yielding dividends with an 8% recovery rate.</p> <p>The municipality has R51,175.00 creditors as at the end of the period, these creditors relate to goods and services received in the month of May 2025 period and whose payment period has not lapsed. As the municipality makes an extra effort that creditors are paid within 30 days as per MFMA.</p> <p>The MIG allocation for the 2024/25 financial year was R 31.3million as per DORA. In the month of May 2025, the grant reflects R30.8 million expenditure to date excluding vat. The total conditional grants allocation for the 2024/25 financial year has been amended to R 41.3 million as per Dora Allocation due to an additional of R1million from EDTEA Grant (Greenest Town Competition). As at the end of May 2025, the grants reflect R 41.3 million received and R 39.1 million spending to date.</p> <p>SUMMARY OF FINANCIAL STATUS – 31 MAY 2025</p> <ul style="list-style-type: none"> • Surplus as at the end of 31 May 2025 is R53 284 910.08 • Capital Expenditure as at the of the period ended 31 May 2025 is R62 069 705.00 • Trade Receivables for the period ending 31 May 2025 is R123 348 623.04 • Cash and Cash Equivalent for the period ending 31 May 2025 is R156 975 385.82 • Total Unspent Conditional Grants as at 31 May 2025 is R2 215 004.08 <p>ANALYSIS OF CASH & INVESTMENTS – 30th APRIL 2025:</p> <p>NAME OF INSTITUTION CLOSING BALANCE BANK STATEMENT</p> <p>FNB 18,676,033.87</p> <p>NED Bank 27,259,694.80</p> <p>Standard Bank 60,962,449.81</p> <p>Absa Business Bank 46,495,683.83</p> <p>Total Investments 153,393,862.31</p> <p>FNB Primary Accounts 3,581,523.51</p> <p>Cash And Cash Equivalent 156,975,385.82</p> <p>Total interest earned to date is R12,185,689.50</p>	
--	--	--

	<p>The capital expenditure amended budget for the 2024/25 financial year is R 92 million inclusive of R5.5Million INEP and MIG R31.3 million. Internal Funding of R53.9 million was allocated to capital projects; it reflects R62.1 million spending as at the end of 31 May 2025. The municipality anticipates spending 100% of the total grant capital budget as at the end of the financial year. The municipality does not have delays arising from, poor performance on emerging contractors no appeals are in-process and no work stoppages.</p> <p>RECOMMENDATIONS: It is therefore recommended that:</p> <ul style="list-style-type: none"> • The report be noted • That, in compliance with, Section 71 of the MFMA and in terms of Government Notice 32141 dated 17 April 2009, regarding the “Local Government: Municipal Finance Management Act 2003 Municipal Budget and Reporting Regulations” the preliminary financial results regarding the operating and capital budgets for second quarter 2024/25 financial year, and supporting documents as required by National Treasury (Schedule C) be submitted to Full Council Committee. • In order to comply with Section 31(1) of the Government Gazette No 32141 of 17 April 2009 this report be submitted to the National Treasury and the relevant Provincial Treasury. 	
09.02	<p><u>SALARIES & WAGES REPORT FOR THE MONTH OF 31st MAY 2025</u></p> <p>The CFO gave a presentation on the abovementioned item. The purpose of the report was to report to the committee on the expenditure for Councilors’ remuneration and employee related costs for the period ended in May 2025 terms of section 66 Municipal Finance Management Act guidance.</p> <p>The Original budget was R124 075 696.00 Monthly Budget R0 339 641,33 The Monthly Actual was R8 413 131,70 The YTD Actual was R96 802 153,53 Monthly % spent 81% YTD % Spent was 78%.</p> <p><u>Recommendations</u> It is therefore recommended that the Council Committee note the report.</p>	

09.03	<p><u>EXPENDITURE MANAGEMENT REPORT AS AT 31st MAY 2025</u></p> <p>The CFO gave a presentation on the abovementioned item. The purpose of the report was to report to the committee on the payments made during the month of 31st May 2025.</p> <p>The Accounting Officer of a municipality is responsible for the management of the expenditure of the municipality. The accounting officer must take all reasonable steps to ensure that the municipality has and maintains an effective system of expenditure control, including procedures for approval, authorization, withdrawal, and payments of funds.</p> <p>Attached to the report were the following:</p> <p style="text-align: center;">Top ten creditors</p> <ul style="list-style-type: none"> • The total of highest paid creditors for May 2025 amounted to R7 081 330.10 <p>RECOMMENDATIONS: That the committee notes the report.</p>	
09.04	<p><u>DEBTORS & REVENUE MANAGEMENT REPORT AS AT MAY 2025</u></p> <p>The CFO gave a presentation on the abovementioned item. The purpose of the report was to inform Council on revenue & debtors management. Revenue enhancement strategy report was attached.</p> <p>The report outlines the financial performance of the debtors and revenue management unit for the Dr. Nkosazana Dlamini-Zuma Municipality for the 2024/25 Financial year for the period ending May 2025. The report is tabled in compliance with section 71 of the MFMA and has no additional financial implications for the municipality.</p> <p>The report covered the following Annexures:</p> <ul style="list-style-type: none"> • Age Analysis as at 31 May 2025 • Report on collection rate as at 31 May 2025 • Debt Collection and data cleansing as at 31 May 2025 • Revenue Enhancement Strategy as at 31 May 2025. <p>The debtors' book has increased by 1.5% in the month of May 2025 with the debt set at R123,348,623.04, with a debt collection rate of 83.67%. An amount of R69 303.60 been paid to date has been paid to support free basic electricity with 620 Beneficiaries.</p>	

	<p>Traffic fines debtors remain a concern; improved collection strategies are being implemented and yielding dividends with an 8% recovery rate.</p> <p><u>Recommendations</u></p> <p>That this report be noted by the Committee and Council.</p>	
09.05	<p><u>ASSET REPORT AS AT 31st MAY 2025</u></p> <p>The CFO gave a presentation on the abovementioned item. A copy of the report was attached to the agenda. The purpose of the report was to report to the management on Asset verification status.</p> <p>This report outlines the financial performance and impact for Dr Nkosazana Dlamini-Zuma Local Municipality for the 2024/25 financial year, for the period ending 31 May 2025, as well as the financial position as at 31 May 2025. No additional financial implications for the municipality are expected.</p> <p>The municipality has non-current assets to the value of R 581,956,173 as at 31 May 2025 with the split presented in the table above, this indicated the level of long-term investment in the municipality's assets. The municipality acquired assets for the period 1 July 2024 to date amounting to R 58,980,515.38. These amounts are classified as per the generally recognized accounting practice and municipal asset management and disposal policy as adopted by council. With the inclusion of non-current assets acquired during this current year depreciation is calculated at R 48,217,180. This reflects how much of the asset's value has been used up over the ordinary course of business for the year.</p> <p>A complete asset verification is being conducted evolving all municipal departments and end-users in line with the verification plan, with results to be factored into the year-end reporting, annual financial statement preparation and basis for future budgeting.</p> <p>RECOMMENDATION:</p> <p>That this report be noted by the Committees and Council.</p>	
09.06	<p><u>REPORT ON FLEET MANAGEMENT ENDING 31st MAY 2025</u></p> <p>The CFO gave a presentation on the abovementioned item. The purpose of the report was to inform Council on fleet management of the municipality.</p> <p>Annexures that were attached:</p> <ul style="list-style-type: none"> • Tyers information 	

	<ul style="list-style-type: none"> • Excessive repairs information • Cost analysis <p>RISKS:</p> <p>1. Vehicle abuse, accidents & car theft.</p> <p>The total cost analysis for the municipal vehicles was attached in the report.</p> <ul style="list-style-type: none"> • The total costs of tyres for the municipal vehicles for the month of May 2025 was R31,684.51 • The total costs of repairs were R264,352.35 <p>The total cost analysis for the municipal vehicles was as follows:</p> <ul style="list-style-type: none"> • Distance kilometers used for May 2025 was: 15555KM & 2037HRS. • Fuel costs for May 2025 were: R584 422.68 • Service for municipal vehicles in May 2025 amounted to: R315 143.57 • Toll in May 2025 amounted to: R777.00 • Oil in May 2025 amounted to R9 594.06 • Total Fees in May 2025 was R16,324.64 <p><u>RECOMMENDATIONS:</u></p> <p>That the Council & Committee notes the report</p>																					
09.09	<p><u>REPORT ON SUPPLY CHAIN MANAGEMENT UNIT FOR THE MONTH ENDED 31st MAY 2025:</u></p> <p>The CFO reported on the abovementioned item. The purpose of the report was to present the implementation of the Supply Chain Management Policy on the purchases made by the municipality for the month ended 31st May 2025. A detailed report was attached to the agenda.</p> <p><u>Financial Implication/Expenditure</u></p> <table> <tr> <td>1. Deviations</td> <td>: R206 000.00</td> </tr> <tr> <td>2. Irregular Expenditure</td> <td>: R0.00</td> </tr> <tr> <td>3. Fruitless and Wasteful Expenditure</td> <td>: R0.00</td> </tr> <tr> <td>4. Unauthorized Expenditure</td> <td>: R 0,00</td> </tr> <tr> <td>5. Orders below R30 000.00 (ONCE OFF):</td> <td>R87 650.00</td> </tr> <tr> <td>6. Contracted Services</td> <td>: R81 007.00</td> </tr> <tr> <td>7. Awards between R30 000.01-R300 000.00:</td> <td>R110 200.00</td> </tr> <tr> <td>8. Bids above R300 000.01</td> <td>: R2 389 800.00</td> </tr> <tr> <td>9. Fuel Orders</td> <td>: R3 167.50</td> </tr> <tr> <td>10. Funeral Assistant Orders</td> <td>: R3 300.00</td> </tr> </table>	1. Deviations	: R206 000.00	2. Irregular Expenditure	: R0.00	3. Fruitless and Wasteful Expenditure	: R0.00	4. Unauthorized Expenditure	: R 0,00	5. Orders below R30 000.00 (ONCE OFF):	R87 650.00	6. Contracted Services	: R81 007.00	7. Awards between R30 000.01-R300 000.00:	R110 200.00	8. Bids above R300 000.01	: R2 389 800.00	9. Fuel Orders	: R3 167.50	10. Funeral Assistant Orders	: R3 300.00	
1. Deviations	: R206 000.00																					
2. Irregular Expenditure	: R0.00																					
3. Fruitless and Wasteful Expenditure	: R0.00																					
4. Unauthorized Expenditure	: R 0,00																					
5. Orders below R30 000.00 (ONCE OFF):	R87 650.00																					
6. Contracted Services	: R81 007.00																					
7. Awards between R30 000.01-R300 000.00:	R110 200.00																					
8. Bids above R300 000.01	: R2 389 800.00																					
9. Fuel Orders	: R3 167.50																					
10. Funeral Assistant Orders	: R3 300.00																					

	<p>11. Transversal Contract : R0.00 12. Contracted/Panels : R462 329.77</p> <p>ANNEXURES ATTACHED:</p> <p>13. Annexure "A"- Deviation and Unauthorized, Fruitless, and wasteful expenditure 14. Annexure "B" –Orders below R30 000,00 (once-off) 15. Annexure “C” – orders for contracted services 16. Annexure “E” – Awards more than R300 000,01 17. Annexure “F” -Fuel orders 18. Annexure “G” – Funeral orders 19. Annexure “H” – Transversal expenditure 20. Annexure “I” – Panel</p> <p><u>RECOMMENDATIONS:</u> That the Committee notes the content of SCM report.</p>	
09.10	<p><u>REPORT ON CONTRACT REGISTER AS AT 31st MAY 2025</u></p> <p>The CFO gave a presentation on the abovementioned item. The purpose of the report was to comply with section 116 of the Municipal Finance Management Act No. 56 of 2003 (MFMA) and the requirements as promulgated in the contract Management Framework. A copy of the report together with a list of soft projects contract management was attached to the agenda.</p> <p><u>RECOMMENDATIONS:</u></p> <ul style="list-style-type: none"> • It was hereby recommended: <p>That in compliance with Section 116 of the MFMA Act 56 of 2003 and Contract Management Framework, the report be noted by Council Committee.</p>	
09.11	<p><u>MIG, ELECTRIFICATION & INTERNAL FUNDED</u></p> <p>The CFO gave a presentation on the abovementioned item. The purpose of the report was to inform Council on the 2024/25 F/Y MIG Projects.</p> <p><u>RECOMMENDATIONS:</u> That the Council & Committee notes the report.</p> <p>CLLRS COMMENTS/INPUTS</p> <ul style="list-style-type: none"> • The Chairperson was not happy and will show on the previous minutes that they requested a road named FUDU ZONDI be changed to ZUZU road but that never happened and still appear on the report which was not good. She requested that it be changed. 	

	<ul style="list-style-type: none"> • She also requested that Cllrs suggest a suitable date next week for viewing of municipal assets. • Cllr Ngcamu was not satisfied with Inkathazo company who providing services of sound system at Umkhazeni hall for the Council meeting. The amount they charge is more than the service they provided which in future the relevant department who does selection/awarding tenders should do the background check of these companies. • Cllr Shoba PROPOSED the day of 17th June 2025 that Cllrs have an opportunity to go and view assets. • Cllr Shoba also concurred with the Chairperson that people who do reports should avoid using cut and paste because they the one who takes decisions amongst the reports and they do changes which are not effected. • He also reminded the meeting that they previously requested a list of roads that were supplied with storm water pipes that they still need to have site of them. • Cllr Shoba raised a concern that there is a project from his Ward that appears as practical complete and by the time they were constructing a hall as well as creche there was already a creche that was operational and were requested to departure and use the nearby household for a time being. The service provider was renting that house, however he left the site in April 2025 and now the kids are stranded and have no place to study. The people from the community are not happy and want to use the creche even if it is not handed over to them. He requested that if there was a way that the municipality hands over or allow the kids from the creche would be a pleasure in order to avoid the chaos that is ongoing about the kids not studying. • He also requested that Finance department give Cllrs an extension of submitting travelling claims for the 30th as they will have a workshop towards the month end where they will wish to claim. • Cllr Ntshiza also concurred with Cllr Shoba for the 17th June 2025 for viewing assets. • He also appreciated the report on the collection of municipal funds besides the issue of traffic fines which they will need some more information from the people 	
--	--	--

who deal with them as to what strategy was, they using in collecting the fines.

- Cllr Ntshiza sought clarity with the progress/plan of fixing Bulwer Informal traders as they were heading towards the f/y end.
- He also enquired with regards the issue of electricity support as there was a less percentage no. of people who gets support as to what were the problem because operations are done to encourage communities to apply but there seems to be a less no. of them being approved so we will like to know the challenges our staff are facing when they do the indigent register.
- Cllr Ntshiza enquired about the access roads that have been said they are at SCM department for evaluation for this f/y and as we are heading towards the end of it are we going to reach 100% of the km's before it ends.
- He also asked the progress of Lamington powerline.
- Cllr Ntshiza asked about the outcome in terms of the options they had with regards to funeral support policy as they discussed it at the strategic planning workshop.

MANAGEMENT RESPONSES

- The PWBS Manager replied with regards to Thusini service provider that they were not aware of the arrangements they made with the home owner for the space allocated to the creche. They only knew after the project was finalized, the creche is at practical complete stage and will request that we give the service provider at least 3 months liability period for any damages that may arise. He will have to see at some other options for the kids to go to the creche.
- With regards to access roads with storm water pipes, the Manager PWBS requested to sit with Cllr Shoba and discuss which roads they did.
- With regards to km's, they will use service providers to assist them. They will use a plant now for few wards then proceed even on the next f/y.
- With regards to an update of Lamington powerline, the service provider has been appointed and will be on site by next week to start with work.

	<ul style="list-style-type: none"> • With regards to informal traders, Mr. Mngadi indicated that they went out on tender 3 times and there were adverts that were closing on Monday which was part of that and they are hoping they will get a proper service provider who will meet the requirements. <p>Cllr Ntshiza made a follow-up question if the layout of the informal trading stores will respond to the outcry of street vendors facing the direction towards the road users. He also asks that they have site of the layout of the stores.</p> <p>The Senior Manager PWBS mentioned that the layout will accommodate how they will face the road users.</p> <p>The Senior DTPS also suggested that we do get a detailed plan and see what we want to achieve is exactly the same.</p> <ul style="list-style-type: none"> • The Deputy CFO responded in terms of the claims that if they can receive them on the 1st week of July 2025 so that they will be able to process them early. • With regards to traffic fines, the Deputy CFO indicated that the issue is that some of the people who owes are not from here but are tourist who comes severely. • With regards to free basic electricity the Deputy CFO indicated that they have two folds of processes which is for the municipality and the other for Eskom. For the current year 2024/25 they have about 1000 people on the list and they do try and go out where there are gatherings in order to inform communities on free basic electricity. The information of applications they received is already loaded on the system so now they will start with a vatting process. Eskom has a shortage of staff and they only entertain applications within a certain period. • The CFO also emphasis that Eskom only takes the register in July only but with rates there is an overflow that they take anytime. • The CFO again emphasized that there will be an assessment done with regards to Informal Trading stores on what kind of business a person will be doing then arrange them in a manner that will be suitable for their operations. 	
--	---	--

	<ul style="list-style-type: none"> With regards to the funeral support, the CFO indicated that there should be a policy drafted in order to cover all the necessities that Council will require since at the moment nothing has changed it still stands as it is. <p>With nothing further to discuss Cllr I.T. Shoba PROPOSED to note the Finance reports for the month ended 31st May 2025 SECONDED by Cllr Ntshiza.</p> <p>It was unanimously, RESOLVED to note the Finance reports for the month ended 31st May 2025.</p> <p>The Chairperson noted that the two Departments of Corporate Services as well as Community Services were not represented in a meeting since Mr. S. Ngcobo was excused because of an emergency he had to attend, but promised to send Mr. Gumede who did not arrived.</p>	
09.12	<u>URGENT REPORTS</u> There was no report recorded.	
09.13	<u>CLOSURE:</u> With nothing further to discuss the Chairperson thanked all members for their contribution to the meeting then declared the meeting closed at 11:02.	

The meeting was declared closed at 11:02

Chairperson, Cllr S Msomi

Date

REPORT TO THE DR NKOSAZANA DLAMINI ZUMA MUNICIPAL COUNCIL



Author : Chief Financial Officer

1st Level – Finance Portfolio Committee

2nd Level – Executive Committee

3rd Level – Municipal Council

SUBJECT: PRELIMINARY MONTHLY IN YEAR MONITORING FINANCIAL REPORT FOR THE MONTH ENDED 30 JUNE 2025

1.1 PURPOSE

The purpose of this report is to comply with section 71 of the Municipal Finance Management Act (MFMA) and the requirements as promulgated in the Government Gazette No 32141 of 17 April 2009.

1.2 STRATEGIC OBJECTIVE

To ensure good governance, financial viability and optimal institutional transformation with capacity to execute its mandate.”

1.3 BACKGROUND

Section 71 of the MFMA and in terms of Section 28 of the Government Notice 32141 dated 17 April 2009, regarding the “Local Government: Municipal Finance Management Act 56 of 2003, Municipal Budget and Reporting Regulations” necessitates that specific financial particular be reported on and in the format prescribed, hence this report to meet legislative compliance.

Section 71(1) The accounting officer of a municipality must by no later than 10 working days after the end of each month submit to the mayor of the municipality and the relevant treasury a statement in the prescribed format on the state of the municipality’s budget reflecting the following particulars for the month and for the financial year up to the end of that month: ...”.

“Section 28 of government notice: The monthly budget statement of a municipality must be in the format specified in Schedule C and include all the required tables, charts and explanatory information, taking into account any guidelines issued by the Minister in terms of section 168(1) of the Act.”

For the reporting period ending 30 June 2025 the ten-working day reporting limit expired on 14 July 2025.

Further, Section 31(1) of the Government Gazette No 32141 of 17 April 2009 prescribes the following:

“31. (1) The mayor’s quarterly report on the implementation of the budget and financial state Of affairs of the municipality as required by section 52 (d) of the Act must be –

- (a) In the format specified in Schedule C and include all the required tables, charts and explanatory
- (b) Information, taking into account any guidelines issued by the Minister in terms of section 168(1) of the Act; and
- (c) Consistent with the monthly budget statements for April, May and June.
- (d) Submitted to the National Treasury and the relevant Provincial Treasury within ten days of tabling of the report to the council.”

4. ANNAXURES

PART 1 – FINANCIAL REPORT

- 4.1 Summary Financial Status – 30 June 2025**
- 4.2 Financial Ratios – 30 June 2025**
- 4.3 Summary Financial Performance Report for the Period ending – 30 June 2025**
- 4.4 Capital Expenditure – 30 June 2025**
- 4.5 Material Variances – 30 June 2025**

Part 2 – Detailed Financial Information

- 4.6 Debtors Analysis – 30 June 2025**
- 4.7 Creditors Analysis – 30 June 2025**
- 4.8 Cash and Investments – 30 June 2025**
- 4.9 Conditional Grants – 30 June 2025**
- 4.10 Councilor and Staff Benefits (Sec 66) – 30 June 2025**
- 4.11 Other Supporting Documents – 30 June 2025**
- 4.12 Status on Capital Projects – 30 June 2025**
- 4.13 Monthly Budget Statements – 30 June 2025**
- 4.14 Quality Certificate – 30 June 2025**

5. RECOMMENDATIONS

It is therefore recommended that:

1. The report be noted
2. That, in compliance with, Section 71 and Section 52(d) of the MFMA and in terms of Government Notice 32141 dated 17 April 2009, regarding the “Local Government: Municipal Finance Management Act 2003 Municipal Budget and Reporting Regulations” the preliminary financial results regarding the operating and capital budgets for 2024/2025 financial year, and supporting documents as required by National Treasury (Schedule C) be submitted to Full Council Committee.
3. In order to comply with Section 31(1) of the Government Gazette No 32141 of 17 April 2009 this report be submitted to the National Treasury and the relevant Provincial Treasury.

4.1 SUMMARY OF FINANCIAL STATUS – 30 JUNE 2025

- 4.1.1 Surplus for the period ending 30 June 2025 is R 41,324,614.61
- 4.1.2 Capital Expenditure as at the of the period ended 30 June 2025 is R70,307,946.00
- 4.1.3 Trade Receivables for the period ending 30 June 2025 is R124,781,393.21
- 4.1.4 Cash and Cash Equivalent for the period ending 30 June 2025 is
R 133,323,215.81
- 4.1.5 Total Unspent Conditional Grants as at 30 June 2025 is R532 869.86

4.2 FINANCIAL RATIOS – 30 JUNE 2025

Summary of Financial Performance	Actual Year to Total Budget
Actual Revenue to Budgeted Revenue	98%
Actual Opex to Budgeted Opex	86%
Actual Capex to Budgeted Capex	81%
Employee related cost	87%
Councillors Remuneration	88%
Conditional Grants Expenditure	98.71%
Debtors Collection	83.52%
Creditors Paid within 30 days	100%

4.3. SUMMARY OF FINANCIAL PERFORMANCE FOR PERIOD ENDING **30 JUNE 2025**

The below analysis is a high-level assessment based on revenue and expenditure recognised on the Municipal Financial System. It is incumbent on the necessary user business units and user departments to ensure the completeness, Validity and accuracy of the information provided for the purposes of the assessment and bring to the attention of the council any further business units' items, which are fully elaborated below.

The SFP shown in Annexure A, Table C4, is prepared on a similar basis to the prescribed budget format, detailing revenue by source type and expenditure by input type. The summary report indicates the following:

DESCRIPTION	AMENDED BUDGET 2024/2025	YTD BUDGET 30/06/2025	YTD ACTUALS 30/06/2025
Total Revenue	262,115,835.00	262,115,835.00	261,333,377.86
Total Expenditure	(293,126,062.00)	(293,126,062.00)	(250,786,587.51)
Operating Surplus/ (Deficit)	(31,010,227.00)	(31,010,227.00)	10,546,790.35
Transfers recognised – capital	32,718,000.00	32,718,000.00	30,777,824.26
Surplus for the year	1,707,773.00	1,707,773.00	41,324,614.61

Monthly Budget Tables

Table C1 below provides a summary of the overall performance in the Municipality and is unpacked in the sections that follow

KZN436 Dr Nkosazana Dlamini Zuma - Table C1 Monthly Budget Statement Summary - M12 June

Description	2023/24	Budget Year 2024/25							
R thousands	Audited Outcome	Original Budget	Adjusted Budget	Monthly Actual	YearTD Actual	YearTD Budget	YTD Variance	YTD Variance %	Full Year Forecast
Financial Performance									
Property rates	42 392	44 116	44 589	3 746	44 322	44 589	(267)	-1%	44 589
Service charges	4 379	4 615	4 674	381	4 512	4 674	(162)	-3%	4 674
Investment revenue	15 970	16 027	16 027	2 089	14 274	16 027	(1 752)	-11%	16 027
Transfers and subsidies - Operational	177 143	179 345	179 345	(1)	179 069	179 345	(276)	-0%	179 345
Other own revenue	24 527	15 821	17 481	221	19 156	17 481	1 675	10%	17 481
Total Revenue (excluding capital transfers and contributions)	264 411	259 923	262 116	6 436	261 333	262 116	(782)	-0%	262 116
Employee costs	85 095	102 736	100 819	7 095	87 840	100 819	(12 980)	-13%	100 819
Remuneration of Councillors	12 498	13 057	14 499	1 036	12 750	14 499	(1 748)	-12%	14 499
Depreciation and amortisation	48 555	41 231	49 526	-	48 217	49 526	(1 309)	-3%	49 526
Interest	2 412	1 097	1 057	2	1 089	1 057	32	3%	1 057
Inventory consumed and bulk purchases	4 475	7 479	6 428	954	4 633	6 428	(1 795)	-28%	6 428
Transfers and subsidies	1 851	1 700	2 627	-	2 297	2 627	(330)	-13%	2 627
Other expenditure	122 017	122 833	118 169	9 099	93 960	118 169	(24 210)	-20%	118 169
Total Expenditure	276 902	290 133	293 126	18 185	250 787	293 126	(42 339)	-14%	293 126
Surplus/(Deficit)	(12 491)	(30 210)	(31 010)	(11 749)	10 547	(31 010)	41 557	-134%	(31 010)
Transfers and subsidies - capital (monetary allocations)	32 385	31 718	32 718	-	30 778	32 718	(1 940)	-6%	32 718
Transfers and subsidies - capital (in-kind)	-	-	-	-	-	-	-	-	-
Surplus/(Deficit) after capital transfers & contributions	19 893	1 508	1 708	(11 749)	41 325	1 708	39 617	2320%	1 708
Share of surplus/ (deficit) of associate	-	-	-	-	-	-	-	-	-
Intercompany/Parent subsidiary transactions	-	-	-	-	-	-	-	-	-
Surplus/ (Deficit) for the year	19 893	1 508	1 708	(11 749)	41 325	1 708	39 617	2320%	1 708
Capital expenditure & funds sources									
Capital expenditure	73 786	90 551	86 633	6 818	70 308	86 633	(16 325)	-19%	86 633
Capital transfers recognised	736	31 318	32 718	2 580	29 500	32 718	(3 218)	-10%	32 718
Borrowing	-	-	-	-	-	-	-	-	-
Internally generated funds	14 522	59 233	53 915	4 238	40 808	53 915	(13 107)	-24%	53 915
Total sources of capital funds	15 257	90 551	86 633	6 818	70 308	86 633	(16 325)	-19%	86 633
Financial position									
Total current assets	196 181	117 460	159 211	-	202 952	-	-	-	159 211
Total non current assets	569 839	623 771	606 945	-	591 929	-	-	-	606 945
Total current liabilities	45 476	91 414	43 889	-	32 952	-	-	-	43 889
Total non current liabilities	23 347	20 509	23 347	-	24 278	-	-	-	23 347
Community wealth/Equity	697 197	629 309	698 908	-	749 551	-	-	-	698 908
Cash flows									
Net cash from (used) operating	165 157	49 297	49 411	(8 599)	506 644	49 411	(457 233)	-925%	281 663
Net cash from (used) investing	(64 189)	(104 138)	(102 969)	(10 956)	(78 070)	102 969	181 039	176%	102 969
Net cash from (used) financing	-	-	-	-	-	-	-	-	-
Cash/cash equivalents at the month/year end	342 895	42 327	85 877	-	714 875	291 815	(423 060)	-145%	670 933
Debtors & creditors analysis	0-30 Days	31-60 Days	61-90 Days	91-120 Days	121-150 Dys	151-180 Dys	181 Dys-1 Yr	Over 1Yr	Total
Debtors Age Analysis	-	-	-	-	-	-	-	-	-
Total By Income Source	-	-	-	-	-	-	-	-	-
Creditors Age Analysis	-	-	-	-	-	-	-	-	-
Total Creditors	-	-	-	-	-	-	-	-	-

Table C2 provides the statement of financial performance by standard classification

KZN436 Dr Nkosazana Dlamini Zuma - Table C2 Monthly Budget Statement - Financial Performance (functional classification) - M12 June

Description	Ref	2023/24	Budget Year 2024/25							
		Audited Outcome	Original Budget	Adjusted Budget	Monthly Actual	YearTD Actual	YearTD Budget	YTD Variance	YTD Variance	Full Year Forecast
R thousands										
Revenue - Functional										
<i>Governance and administration</i>		252 089	241 744	243 878	5 970	243 505	243 878	(373)	0%	243 878
Executive and council		-	-	-	-	-	-	-	-	-
Finance and administration		252 089	241 744	243 878	5 970	243 505	243 878	(373)	0%	243 878
Internal audit		-	-	-	-	-	-	-	-	-
<i>Community and public safety</i>		7 001	6 624	6 624	76	6 358	6 624	(265)	-4%	6 624
Community and social services		4 169	4 882	4 882	-	4 868	4 882	(15)	0%	4 882
Sport and recreation		-	-	-	-	-	-	-	-	-
Public safety		2 832	1 741	1 741	76	1 491	1 741	(251)	-14%	1 741
Housing		-	-	-	-	-	-	-	-	-
Health		-	-	-	-	-	-	-	-	-
<i>Economic and environmental services</i>		32 127	33 472	33 472	8	32 950	33 472	(522)	-2%	33 472
Planning and development		225	322	322	8	306	322	(16)	-5%	322
Road transport		31 901	33 150	33 150	-	32 644	33 150	(506)	-2%	33 150
Environmental protection		-	-	-	-	-	-	-	-	-
<i>Trading services</i>		5 579	9 801	10 860	381	9 297	10 860	(1 563)	-14%	10 860
Energy sources		1 200	4 786	4 786	-	4 785	4 786	(1)	0%	4 786
Water management		-	-	-	-	-	-	-	-	-
Waste water management		-	-	-	-	-	-	-	-	-
Waste management		4 379	5 015	6 074	381	4 512	6 074	(1 562)	-26%	6 074
<i>Other</i>	4	-	-	-	-	-	-	-	-	-
Total Revenue - Functional	2	296 796	291 641	294 834	6 436	292 111	294 834	(2 723)	-1%	294 834
Expenditure - Functional										
<i>Governance and administration</i>		166 613	171 081	169 362	9 334	147 078	169 362	(22 284)	-13%	169 362
Executive and council		27 798	30 258	31 620	2 319	26 949	31 620	(4 670)	-15%	31 620
Finance and administration		136 059	135 945	134 173	6 651	117 407	134 173	(16 765)	-12%	134 173
Internal audit		2 756	4 878	3 569	364	2 721	3 569	(848)	-24%	3 569
<i>Community and public safety</i>		32 083	42 160	45 934	3 974	37 814	45 934	(8 120)	-18%	45 934
Community and social services		17 415	21 022	21 584	2 105	19 709	21 584	(1 875)	-9%	21 584
Sport and recreation		153	-	-	14	173	-	173	-	-
Public safety		14 057	20 099	19 363	1 316	15 450	19 363	(3 913)	-20%	19 363
Housing		458	1 039	4 987	540	2 482	4 987	(2 505)	-50%	4 987
Health		-	-	-	-	-	-	-	-	-
<i>Economic and environmental services</i>		54 955	56 260	55 016	3 180	47 643	55 016	(7 373)	-13%	55 016
Planning and development		12 331	24 550	20 145	776	9 908	20 145	(10 237)	-51%	20 145
Road transport		42 624	31 710	34 871	2 404	37 736	34 871	2 864	8%	34 871
Environmental protection		-	-	-	-	-	-	-	-	-
<i>Trading services</i>		21 408	15 728	17 807	1 370	16 475	17 807	(1 332)	-7%	17 807
Energy sources		11 386	4 786	7 148	-	6 536	7 148	(611)	-9%	7 148
Water management		-	-	-	-	-	-	-	-	-
Waste water management		-	-	-	-	-	-	-	-	-
Waste management		10 022	10 942	10 660	1 370	9 938	10 660	(721)	-7%	10 660
<i>Other</i>		1 844	4 904	5 007	327	1 777	5 007	(3 231)	-65%	5 007
Total Expenditure - Functional	3	276 902	290 133	293 126	18 185	250 787	293 126	(42 339)	-14%	293 126
Surplus/ (Deficit) for the year		19 893	1 508	1 708	(11 749)	41 325	1 708	39 617	2320%	1 708

This table assesses the revenue and expenditure by function, the revenue as at the end of June 2025 is R 292.1 million and expenditure is R 250.7 million. Expenditure by functional classification presents the expenditures by the identified reportable segments. The major driver of this expenditure is the governance and administration function, due to incurring of employee cost and security services.

Table C3 presents the same information as the table above, the difference being that it is by Municipal vote.

KZN436 Dr Nkosazana Dlamini Zuma - Table C3 Monthly Budget Statement - Financial Performance (revenue and expenditure by municipal vote) - M12 June

Vote Description	Ref	2023/24	Budget Year 2024/25							
		Audited Outcome	Original Budget	Adjusted Budget	Monthly Actual	YearTD Actual	YearTD Budget	YTD Variance	YTD Variance %	Full Year Forecast
R thousands										
Revenue by Vote	1									
Vote 1 - EXECUTIVE AND COUNCIL		5	-	-	-	-	-	-		-
Vote 2 - BUDGET AND TREASURY		252 131	241 685	243 819	6 023	243 820	243 819	1	0,0%	243 819
Vote 3 - CORPORATE SERVICES		51	59	59	-	126	59	68	114,8%	59
Vote 4 - COMMUNITY SERVICES		11 356	11 239	11 298	405	10 464	11 298	(834)	-7,4%	11 298
Vote 5 - PUBLIC WORKS AND BASIC SERVICES		33 032	38 336	39 336	-	37 395	39 336	(1 941)	-4,9%	39 336
Vote 6 - PLANNING AND DEVELOPMNT		221	322	322	8	306	322	(16)	-5,1%	322
Vote 7 - [NAME OF VOTE 7]		-	-	-	-	-	-	-		-
Vote 8 - [NAME OF VOTE 8]		-	-	-	-	-	-	-		-
Vote 9 - [NAME OF VOTE 9]		-	-	-	-	-	-	-		-
Vote 10 - [NAME OF VOTE 10]		-	-	-	-	-	-	-		-
Vote 11 - [NAME OF VOTE 11]		-	-	-	-	-	-	-		-
Vote 12 - [NAME OF VOTE 12]		-	-	-	-	-	-	-		-
Vote 13 - [NAME OF VOTE 13]		-	-	-	-	-	-	-		-
Vote 14 - [NAME OF VOTE 14]		-	-	-	-	-	-	-		-
Vote 15 - [NAME OF VOTE 15]		-	-	-	-	-	-	-		-
Total Revenue by Vote	2	296 796	291 641	294 834	6 436	292 111	294 834	(2 723)	-0,9%	294 834
Expenditure by Vote	1									
Vote 1 - EXECUTIVE AND COUNCIL		30 555	35 136	35 189	2 682	29 670	35 189	(5 519)	-15,7%	35 189
Vote 2 - BUDGET AND TREASURY		101 762	84 095	86 171	2 009	77 363	86 171	(8 808)	-10,2%	86 171
Vote 3 - CORPORATE SERVICES		33 835	51 851	48 002	4 642	40 045	48 002	(7 957)	-16,6%	48 002
Vote 4 - COMMUNITY SERVICES		31 624	41 121	40 947	3 434	35 333	40 947	(5 615)	-13,7%	40 947
Vote 5 - PUBLIC WORKS AND BASIC SERVICES		69 005	58 685	64 174	4 377	58 101	64 174	(6 073)	-9,5%	64 174
Vote 6 - PLANNING AND DEVELOPMNT		10 121	19 245	18 644	1 040	10 275	18 644	(8 368)	-44,9%	18 644
Vote 7 - [NAME OF VOTE 7]		-	-	-	-	-	-	-		-
Vote 8 - [NAME OF VOTE 8]		-	-	-	-	-	-	-		-
Vote 9 - [NAME OF VOTE 9]		-	-	-	-	-	-	-		-
Vote 10 - [NAME OF VOTE 10]		-	-	-	-	-	-	-		-
Vote 11 - [NAME OF VOTE 11]		-	-	-	-	-	-	-		-
Vote 12 - [NAME OF VOTE 12]		-	-	-	-	-	-	-		-
Vote 13 - [NAME OF VOTE 13]		-	-	-	-	-	-	-		-
Vote 14 - [NAME OF VOTE 14]		-	-	-	-	-	-	-		-
Vote 15 - [NAME OF VOTE 15]		-	-	-	-	-	-	-		-
Total Expenditure by Vote	2	276 902	290 133	293 126	18 185	250 787	293 126	(42 339)	-14,4%	293 126
Surplus/ (Deficit) for the year	2	19 893	1 508	1 708	(11 749)	41 325	1 708	39 617	2319,8%	1 708

Table C4 this schedule provides information on the planned revenue and operational expenditures against the actual results for the period ending 30 June 2025.

KZN436 Dr Nkosazana Dlamini Zuma - Table C4 Monthly Budget Statement - Financial Performance (revenue and expenditure) - M12 June

Description	Ref	2023/24	Budget Year 2024/25							
		Audited Outcome	Original Budget	Adjusted Budget	Monthly Actual	YearTD Actual	YearTD Budget	YTD Variance	YTD Variance %	Full Year Forecast
Revenue										
Exchange Revenue		25 429	29 587	29 646	2 656	27 248	29 646	(2 398)	-8%	29 646
Service charges - Electricity		-	-	-	-	-	-	-	-	-
Service charges - Water		-	-	-	-	-	-	-	-	-
Service charges - Waste Water Management		-	-	-	-	-	-	-	-	-
Service charges - Waste management		4 379	4 615	4 674	381	4 512	4 674	(162)	-3%	4 674
Sale of Goods and Rendering of Services		855	5 419	5 419	39	5 285	5 419	(134)	-2%	5 419
Agency services		609	722	722	-	467	722	(254)	-35%	722
Interest		-	-	-	-	-	-	-	-	-
Interest earned from Receivables		-	-	-	-	-	-	-	-	-
Interest earned from Current and Non Current Assets		15 970	16 027	16 027	2 089	14 274	16 027	(1 752)	-11%	16 027
Dividends		-	-	-	-	-	-	-	-	-
Rent on Land		-	-	-	-	-	-	-	-	-
Rental from Fixed Assets		2 354	1 583	1 583	117	1 867	1 583	284	18%	1 583
Licence and permits		461	428	428	29	690	428	262	61%	428
Operational Revenue		801	793	793	2	151	793	(642)	-81%	793
Non-Exchange Revenue		238 982	230 336	232 470	3 780	234 086	232 470	1 616	1%	232 470
Property rates		42 392	44 116	44 589	3 746	44 322	44 589	(267)	-1%	44 589
Surcharges and Taxes		-	-	-	-	-	-	-	-	-
Fines, penalties and forfeits		745	919	2 579	71	2 416	2 579	(163)	-6%	2 579
Licence and permits		51	19	19	-	-	19	(19)	-100%	19
Transfer and subsidies - Operational		177 143	179 345	179 345	(1)	179 069	179 345	(276)	0%	179 345
Interest		7 674	5 937	5 937	(37)	8 278	5 937	2 342	39%	5 937
Fuel Levy		-	-	-	-	-	-	-	-	-
Operational Revenue		-	-	-	-	-	-	-	-	-
Gains on disposal of Assets		407	-	-	-	-	-	-	-	-
Other Gains		10 570	-	-	-	-	-	-	-	-
Discontinued Operations		-	-	-	-	-	-	-	-	-
Total Revenue (excluding capital transfers and contributions)		264 411	259 923	262 116	6 436	261 333	262 116	(782)	0%	262 116
Expenditure By Type										
Employee related costs		85 095	102 736	100 819	7 095	87 840	100 819	(12 980)	-13%	100 819
Remuneration of councillors		12 498	13 057	14 499	1 036	12 750	14 499	(1 748)	-12%	14 499
Bulk purchases - electricity		-	-	-	-	-	-	-	-	-
Inventory consumed		4 475	7 479	6 428	954	4 633	6 428	(1 795)	-28%	6 428
Debt impairment		-	4 746	1 546	(150)	(150)	1 546	(1 696)	-110%	1 546
Depreciation and amortisation		48 555	41 231	49 526	-	48 217	49 526	(1 309)	-3%	49 526
Interest		2 412	1 097	1 057	2	1 089	1 057	32	3%	1 057
Contracted services		55 524	68 110	64 709	5 091	51 711	64 709	(12 998)	-20%	64 709
Transfers and subsidies		1 851	1 700	2 627	-	2 297	2 627	(330)	-13%	2 627
Irrecoverable debts written off		24 339	3 900	1 700	-	315	1 700	(1 385)	-81%	1 700
Operational costs		42 154	46 077	50 215	4 158	42 083	50 215	(8 132)	-16%	50 215
Losses on Disposal of Assets		-	-	-	-	-	-	-	-	-
Other Losses		-	-	-	-	-	-	-	-	-
Total Expenditure		276 902	290 133	293 126	18 185	250 787	293 126	(42 339)	-14%	293 126
Surplus/(Deficit)		(12 491)	(30 210)	(31 010)	(11 749)	10 547	(31 010)	41 557	(0)	(31 010)
Transfers and subsidies - capital (monetary allocations)		32 385	31 718	32 718	-	30 778	32 718	(1 940)	(0)	32 718
Transfers and subsidies - capital (in-kind)		-	-	-	-	-	-	-	-	-
Surplus/(Deficit) after capital transfers & contributions		19 893	1 508	1 708	(11 749)	41 325	1 708			1 708
Income Tax		-	-	-	-	-	-	-	-	-
Surplus/(Deficit) after income tax		19 893	1 508	1 708	(11 749)	41 325	1 708			1 708
Share of Surplus/Deficit attributable to Joint Venture		-	-	-	-	-	-			-
Share of Surplus/Deficit attributable to Minorities		-	-	-	-	-	-			-
Surplus/(Deficit) attributable to municipality		19 893	1 508	1 708	(11 749)	41 325	1 708			1 708
Share of Surplus/Deficit attributable to Associate		-	-	-	-	-	-			-
Intercompany/Parent subsidiary transactions		-	-	-	-	-	-			-
Surplus/ (Deficit) for the year		19 893	1 508	1 708	(11 749)	41 325	1 708			1 708

In terms of Table C4 as at 30 June 2025 Budget & Performance, the actual billed and/or collected to date is R 261.3 million inclusive of operational transfers and subsidies against YTD budget R 262.1 million, this reflects an over performance against period target. The operating expenditure budget as at 30 June 2024 is R 293.1 million against a YTD Actual of R 250.8 million and that is reflecting a variance of -14%, this indicates an under-spending against the period budget. The operating surplus for the period is R41.3 million after Capital transfers and contributions.

4.4 CAPITAL EXPENDITURE – 30 June 2025

Table C5 below reports on the capital expenditures by departments (municipal vote) and by standard classification. The bottom part of the schedule looks at the funding sources of the capital projects. The Capital expenditure report shown in attached C Schedule Table C5 has been prepared on the basis of the format required to be lodged electronically with National Treasury, and is categorised by municipal vote. The summary report indicates the following:

KZN436 Dr Nkosazana Dlamini Zuma - Table C5 Monthly Budget Statement - Capital Expenditure (municipal vote, functional classification and funding) - M12 June

Vote Description	Ref	2023/24	Budget Year 2024/25							
		Audited Outcome	Original Budget	Adjusted Budget	Monthly Actual	YearTD Actual	YearTD Budget	YTD Variance	YTD Variance %	Full Year Forecast
R thousands	1									
Multi-Year expenditure appropriation	2									
Vote 1 - EXECUTIVE AND COUNCIL		14	—	—	—	—	—	—	—	—
Vote 2 - BUDGET AND TREASURY		—	—	—	—	—	—	—	—	—
Vote 3 - CORPORATE SERVICES		—	120	120	—	—	120	(120)	-100%	120
Vote 4 - COMMUNITY SERVICES		662	5 650	4 150	118	3 010	4 150	(1 140)	-27%	4 150
Vote 5 - PUBLIC WORKS AND BASIC SERVICES		—	49 903	50 463	3 681	43 956	50 463	(6 507)	-13%	50 463
Vote 6 - PLANNING AND DEVELOPMNT		—	—	—	—	—	—	—	—	—
Vote 7 - [NAME OF VOTE 7]		—	—	—	—	—	—	—	—	—
Vote 8 - [NAME OF VOTE 8]		—	—	—	—	—	—	—	—	—
Vote 9 - [NAME OF VOTE 9]		—	—	—	—	—	—	—	—	—
Vote 10 - [NAME OF VOTE 10]		—	—	—	—	—	—	—	—	—
Vote 11 - [NAME OF VOTE 11]		—	—	—	—	—	—	—	—	—
Vote 12 - [NAME OF VOTE 12]		—	—	—	—	—	—	—	—	—
Vote 13 - [NAME OF VOTE 13]		—	—	—	—	—	—	—	—	—
Vote 14 - [NAME OF VOTE 14]		—	—	—	—	—	—	—	—	—
Vote 15 - [NAME OF VOTE 15]		—	—	—	—	—	—	—	—	—
Total Capital Multi-year expenditure	4,7	675	55 673	54 733	3 799	46 966	54 733	(7 767)	-14%	54 733
Single Year expenditure appropriation	2									
Vote 1 - EXECUTIVE AND COUNCIL		122	185	285	—	114	285	(171)	-60%	285
Vote 2 - BUDGET AND TREASURY		58 928	2 591	2 531	757	1 855	2 531	(677)	-27%	2 531
Vote 3 - CORPORATE SERVICES		1 741	3 168	3 068	161	2 087	3 068	(981)	-32%	3 068
Vote 4 - COMMUNITY SERVICES		7 454	9 470	9 475	1 210	7 946	9 475	(1 529)	-16%	9 475
Vote 5 - PUBLIC WORKS AND BASIC SERVICES		3 943	17 984	15 519	890	10 777	15 519	(4 742)	-31%	15 519
Vote 6 - PLANNING AND DEVELOPMNT		923	1 480	1 022	0	563	1 022	(459)	-45%	1 022
Vote 7 - [NAME OF VOTE 7]		—	—	—	—	—	—	—	—	—
Vote 8 - [NAME OF VOTE 8]		—	—	—	—	—	—	—	—	—
Vote 9 - [NAME OF VOTE 9]		—	—	—	—	—	—	—	—	—
Vote 10 - [NAME OF VOTE 10]		—	—	—	—	—	—	—	—	—
Vote 11 - [NAME OF VOTE 11]		—	—	—	—	—	—	—	—	—
Vote 12 - [NAME OF VOTE 12]		—	—	—	—	—	—	—	—	—
Vote 13 - [NAME OF VOTE 13]		—	—	—	—	—	—	—	—	—
Vote 14 - [NAME OF VOTE 14]		—	—	—	—	—	—	—	—	—
Vote 15 - [NAME OF VOTE 15]		—	—	—	—	—	—	—	—	—
Total Capital single-year expenditure	4	73 111	34 878	31 900	3 018	23 342	31 900	(8 558)	-27%	31 900
Total Capital Expenditure	3	73 786	90 551	86 633	6 818	70 308	86 633	(16 325)	-19%	86 633
Capital Expenditure - Functional Classification										
Governance and administration		60 805	6 064	6 004	918	4 056	6 004	(1 948)	-32%	6 004
Executive and council		136	185	285	—	114	285	(171)	-60%	285
Finance and administration		60 669	5 879	5 719	918	3 942	5 719	(1 777)	-31%	5 719
Internal audit		—	—	—	—	—	—	—	—	—
Community and public safety		8 115	15 120	13 625	1 328	10 968	13 625	(2 658)	-20%	13 625
Community and social services		1 313	7 625	6 937	851	6 006	6 937	(931)	-13%	6 937
Sport and recreation		—	—	—	—	—	—	—	—	—
Public safety		6 802	7 495	6 688	477	4 962	6 688	(1 726)	-26%	6 688
Housing		—	—	—	—	—	—	—	—	—
Health		—	—	—	—	—	—	—	—	—
Economic and environmental services		4 865	68 167	64 326	4 572	54 507	64 326	(9 819)	-15%	64 326
Planning and development		1 609	51 767	46 166	3 531	38 936	46 166	(7 231)	-16%	46 166
Road transport		3 256	16 400	18 160	1 041	15 571	18 160	(2 589)	-14%	18 160
Environmental protection		—	—	—	—	—	—	—	—	—
Trading services		—	1 200	2 578	—	778	2 578	(1 800)	-70%	2 578
Energy sources		—	—	1 000	—	—	1 000	(1 000)	-100%	1 000
Water management		—	—	—	—	—	—	—	—	—
Waste water management		—	500	682	—	682	682	(0)	0%	682
Waste management		—	700	896	—	96	896	(800)	-89%	896
Other		—	—	100	—	—	100	(100)	-100%	100
Total Capital Expenditure - Functional Classification	3	73 786	90 551	86 633	6 818	70 308	86 633	(16 325)	-19%	86 633
Funded by:										
National Government		—	31 318	31 318	2 580	29 500	31 318	(1 818)	-6%	31 318
Provincial Government		736	—	1 400	—	—	1 400	(1 400)	-100%	1 400
District Municipality		—	—	—	—	—	—	—	—	—
Transfers and subsidies - capital (monetary allocations) (Nat / Prov Departm Agencies, Households, Non-profit Institutions, Private Enterprises, Public Corporatons, Higher Educ Institutions)		—	—	—	—	—	—	—	—	—
Transfers recognised - capital		736	31 318	32 718	2 580	29 500	32 718	(3 218)	-10%	32 718
Borrowing	6	—	—	—	—	—	—	—	—	—
Internally generated funds		14 522	59 233	53 915	4 238	40 808	53 915	(13 107)	-24%	53 915
Total Capital Funding	7	15 257	90 551	86 633	6 818	70 308	86 633	(16 325)	-19%	86 633

Capital Expenditure by Funding Source and Integrated National Electrification Programme – 30 June 2025

Appendix C for June 2025				
Capital Project for 2024/2025				
Item Description	Amended Budget 2024/2025	Actual spent 30 June 2025	YTD Spent 30 June 2025	% Spent YTD
TOTAL INTERNAL FUNDED	53 915 133	4 237 968	40 808 252	69%
TOTAL MIG GRANT	31 318 000	2 579 856	29 499 694	94%
TOTAL PROVINCIAL GRANTS	1 400 000	-	-	0%
TOTAL CAPITAL EXPENDITURE	86 633 133	6 817 825	70 307 946	81%
Electrification Projects	5 504 000	-	4 612 261	84%
TOTAL CAPITAL EXPENDITURE INCLUDING INE	92 137 133	6 817 825	74 920 207	81%

Table A above presents similar information as table C5 the difference is that table A includes Electrification projects that is not included on table C5 because in the construction process the municipality acts as an agent in terms of the service level agreement with Eskom.

The capital expenditure amended budget for the 2024/25 financial year is R 92 million inclusive of INEP R5.5 million; MIG R31.3 million and Internal Funding of R53.9 million, These capital expenditure projects reflects a total of R 74.9 million spending as at the end of 30 June 2025. The municipality anticipates spending 100% of the total grant capital budget as at the end of the financial year.

The municipality does not have delays arising from, poor performance on emerging contractors no appeals are in-process and no work stoppages.

4.5 **MATERIAL VARIANCES – REVENUE AND EXPENDITURE – 30 JUNE 2025**

The reasons for the variances will be discussed with reference to Table C4 of the Budget Statement Table, and is explained as follows

Exchange revenue:	Percentage	Variance explanation
Agency services	-35%	Remittance advice from the department of transport not yet received but will be allocated in the period it is received.
Interest earned – External Investments	-11%	Interest earned varies according to investments period, interest rates and pronouncements by the Monetary Policy Committee.
Rental of facilities and equipment	12%	This item is a demand driven revenue from ad-hoc rentals was above expectation.
Licence and permits	-100%	This item is a demand driven revenue from ad-hoc based-on learner licence application and taxi permit.
Non-Exchange Revenue:		Variance explanation
Fines, Penalties and Forfeits	-6%	There was less pound violations identified and fined than anticipated, signalling an improvement in the livestock owners on municipal regulations.
Licence and permits	-100%	Remittance advice from the department of transport not yet received but will be allocated in the period it is received.
Interest earned – Outstanding Debtors	40%	Low collection rates based on the system challenges the municipality has been facing. Furthermore, the application of prudent budgeting principles.

Expenditure		
Debts impairment and gains	-110%	Debt assessment takes place at financial reporting date as part of annual financial statement preparations which are yet to be concluded.
Inventory Consumed	-28%	Procurement contract in place, orders being issued and yet to be fulfilled.
Contracted services	-20%	Bulk of the activities are scheduled for third and fourth quarter; related accruals are yet to be finalised.
Transfers and Subsidies	-13%	This item is demand driven and depends on the number of people who purchase Free Basic Electricity.
Irrecoverable debts written off	-81%	This item depends on the number of people that apply successfully for debt to be written off. Furthermore, the provision adjustment is a year-end activity.
Operational costs	-16%	Cost containment measures enforcement and accruals yet to be finalised.

PART 2 – DETAILED FINANCIAL INFORMATION

4.6 DEBTORS ANALYSIS – 30 JUNE 2025

- The debtors' book has increased by 1.16% in the month of June 2025 with the debt set at R124,781,393.21 with a debt collection rate of 83.52%.
- An amount of R65 838.42 been paid to date has been paid to support free basic electricity with 589 Beneficiaries.
- Traffic fines debtors remain a concern, improved collection strategies are being implemented and yielding dividends with an 8% recovery rate.

CREDITORS AGE ANALYSIS

The municipality has R2,314,255.78 creditors as at the end of the period, these creditors relate to goods and services received in the month of June 2025 period and whose payment period has not lapsed. As the municipality makes an extra effort that creditors are paid within 30 days as per MFMA.

4.7 ANALYSIS OF CASH & INVESTMENTS – 30 JUNE 2025

NAME OF INSTITUTION	CLOSING BALANCE BANK STATEMENT
FNB	19,810,136.08
NED Bank	27,443,573.91
Standard Bank	41,728,616.32
Absa Business Bank	14,545,700.82
Total Investments	103,528,027.13
FNB Primary Accounts	29,795,188.68
Cash And Cash Equivalent	133 323 215,81

Total interest earned to date is R 14,035,248.24

4.9 CONDITIONAL GRANTS – 30 JUNE 2025

Grants Funded Capital

- The MIG allocation for the 2024/25 financial year was R 31.3million as per DORA. In the month of June 2025, the grant reflects R31.3 million as at the end of June 2025.

DR NKOSAZANA DLAMINI-ZUMA LOCAL MUNICIPALITY						
GRANTS SUMMARY JUNE 2025						
GRANT NAME						
GRANT NAME	VOTE NUMBER	ORIGINAL BUDGET 2024/2025	AMENDED BUDGET 2024/2025	TOTAL RECEIVED 30 JUNE 2025	TOTAL SPENT 30 JUNE 2025	TOTAL UNSPENT 30 JUNE 2025
NATIONAL TREASURY GRANTS						
MIG	30311070111	31 318 000,00	31 318 000,00	31 318 000,00	31 318 000,00	- 0,00
FMG	30311070231	1 900 000,00	1 900 000,00	1 900 000,00	1 900 000,00	0,00
EPWP	30311070221	1 832 000,00	1 832 000,00	1 832 000,00	1 832 000,00	-
SUB-TOTAL		35 050 000,00	35 050 000,00	35 050 000,00	35 050 000,00	0,00
KZN PROVINCIAL GRANTS						
LIBRARY SERVICE OPERATIONAL GRANT	30311070251	4 873 000,00	4 873 000,00	4 873 000,00	4 873 000,00	- 0,00
CLEANEST MUNICIPALITY COMPETITION		400 000,00	1 400 000,00	1 400 000,00	867 130,14	532 869,86
SUB-TOTAL		5 273 000,00	6 273 000,00	6 273 000,00	5 740 130,14	532 869,86
TOTAL GRANTS		40 323 000,00	41 323 000,00	41 323 000,00	40 790 130,14	532 869,86
INCOME RECEIVED IN ADVANCED						
ELECTRIFICATION GRANT	30311070131	5 504 000,00	5 504 000,00	5 504 000,00	5 504 000,00	-

The total conditional grants allocation for the 2024/25 financial year has been amended to R 41.3 million as per Dora Allocation due to an additional R1million from EDTEA grant (Greenest Town Competition). As at the of June 2025, the grants reflect R 41.3 million received and R 40.8 million spending to date.

4.10 COUNCILLOR AND STAFF BENEFITS (SEC 66) – 30 JUNE 2025

Table SC8 presents the expenditure of councillor and staff benefits at 30 June 2025

The table SC8 below for monthly budget statement Councillor and staff Benefit shows the detailed spending of staff salaries and wages and Councillor's remuneration.

Section 66 of the MFMA requires that the accounting officer of a municipality must report to Council in a prescribed format all expenditure incurred by the municipality on staff salaries, wages and benefits in a manner that discloses expenditure per type such as salaries contributions for pensions etc.

As at the end the period 30 June 2025, 83% of the councillor's remuneration budget was spent and 83% spent against employee related costs budget.

KZN436 Dr Nkosazana Dlamini Zuma - Supporting Table SC8 Monthly Budget Statement - councillor and staff benefits - M12 June

Summary of Employee and Councillor remuneration	Ref	2023/24	Budget Year 2024/25							
		Audited Outcome	Original Budget	Adjusted Budget	Monthly Actual	YearTD Actual	YearTD Budget	YTD Variance	YTD Variance %	Full Year Forecast
R thousands										
	1	A	B	C						D
Councillors (Political Office Bearers plus Other)										
Basic Salaries and Wages		9 278	9 420	10 861	760	9 432	10 861	(1 429)	-13%	10 861
Pension and UIF Contributions		1 144	1 265	1 265	102	1 198	1 265	(67)	-5%	1 265
Motor Vehicle Allowance		743	949	949	66	795	949	(154)	-16%	949
Cellphone Allowance		1 332	1 424	1 424	108	1 326	1 424	(98)	-7%	1 424
Sub Total - Councillors		12 498	13 057	14 499	1 036	12 750	14 499	(1 748)	-12%	14 499
% increase	4		4,5%	16,0%						16,0%
Senior Managers of the Municipality	3									
Basic Salaries and Wages		6 669	5 620	5 620	654	6 347	5 620	728	13%	5 620
Pension and UIF Contributions		238	194	194	22	265	194	71	37%	194
Medical Aid Contributions		30	91	91	3	43	91	(48)	-52%	91
Performance Bonus		117	552	552	-	54	552	(498)	-90%	552
Motor Vehicle Allowance		480	587	587	46	557	587	(30)	-5%	587
Housing Allowances		7	-	-	2	21	-	21		-
Other benefits and allowances		43	101	101	13	61	101	(40)	-39%	101
Sub Total - Senior Managers of Municipality		7 582	7 144	7 144	740	7 349	7 144	205	3%	7 144
% increase	4		-5,8%	-5,8%						-5,8%
Other Municipal Staff										
Basic Salaries and Wages		54 888	66 792	65 350	4 827	57 725	65 350	(7 625)	-12%	65 350
Pension and UIF Contributions		9 358	11 283	11 283	820	9 668	11 283	(1 615)	-14%	11 283
Medical Aid Contributions		3 805	4 340	4 340	342	4 002	4 340	(337)	-8%	4 340
Overtime		3 191	4 678	4 678	260	3 087	4 678	(1 590)	-34%	4 678
Performance Bonus		1 602	1 869	1 869	-	1 521	1 869	(348)	-19%	1 869
Housing Allowances		164	494	494	17	186	494	(308)	-62%	494
Other benefits and allowances		3 314	4 116	4 116	72	3 532	4 116	(583)	-14%	4 116
Long service awards		402	421	421	16	409	421	(12)	-3%	421
Post-retirement benefit obligations		790	1 600	1 124	-	359	1 124	(765)	-68%	1 124
Sub Total - Other Municipal Staff		77 513	95 592	93 675	6 355	80 491	93 675	(13 184)	-14%	93 675
% increase	4		23,3%	20,9%						20,9%
Total Parent Municipality		97 593	115 794	115 318	8 130	100 590	115 318	(14 728)	-13%	115 318
Unpaid salary, allowances & benefits in arrears:										
TOTAL SALARY, ALLOWANCES & BENEFITS		97 593	115 794	115 318	8 130	100 590	115 318	(14 728)	-13%	115 318
% increase	4		18,6%	18,2%						18,2%
TOTAL MANAGERS AND STAFF		85 095	102 736	100 819	7 095	87 840	100 819	(12 980)	-13%	100 819

4.11 OTHER SUPPORTING DOCUMENTS

Capital Expenditure Trend as at 30 June 2025

KZN436 Dr Nkosazana Dlamini Zuma - Supporting Table SC12 Monthly Budget Statement - capital expenditure trend - M12 June

Month	2023/24	Budget Year 2024/25							
	Audited Outcome	Original Budget	Adjusted Budget	Monthly Actual	YearTD Actual	YearTD Budget	YTD Variance	YTD Variance %	% spend of Original Budget
R thousands									
Monthly expenditure performance trend									
July	1 075	7 546	7 178	266	266	7 178	6 912	96,3%	0%
August	2 548	7 546	7 178	4 172	4 438	14 355	9 918	69,1%	5%
September	3 844	7 546	7 178	7 427	11 865	21 533	9 668	44,9%	13%
October	4 612	7 546	7 178	5 837	17 702	28 711	11 009	38,3%	20%
November	9 480	7 546	7 178	6 442	24 144	35 889	11 745	32,7%	27%
December	5 854	7 546	7 178	6 986	31 130	43 066	11 937	27,7%	34%
January	965	7 546	7 178	3 225	34 355	50 244	15 889	31,6%	38%
February	6 045	7 546	7 178	4 627	38 982	57 422	18 440	32,1%	43%
March	7 437	7 546	7 178	13 539	52 521	64 600	12 078	18,7%	58%
April	2 850	7 546	7 178	5 059	57 580	71 777	14 197	19,8%	64%
May	9 014	7 546	7 178	5 910	63 490	78 955	15 465	19,6%	70%
June	20 062	7 546	7 678	6 818	70 308	86 633	16 325	18,8%	78%
Total Capital expenditure	73 786	90 551	86 633	70 308					

Capital Expenditure on New Assets by Asset Class –30 June 2025

KZN436 Dr Nkosazana Dlamini Zuma - Supporting Table SC13a Monthly Budget Statement - capital expenditure on new assets by asset class - M12 June

Description	Ref	2023/24	Budget Year 2024/25							
		Audited Outcome	Original Budget	Adjusted Budget	Monthly Actual	YearTD Actual	YearTD Budget	YTD Variance	YTD Variance %	Full Year Forecast
R thousands	1									
Capital expenditure on new assets by Asset Class/Sub-class										
Infrastructure		-	17 929	15 622	1 572	12 313	15 622	(3 309)	-21,2%	15 622
Roads Infrastructure		-	14 729	13 061	1 572	10 423	13 061	(2 638)	-20,2%	13 061
Roads		-	13 929	12 661	1 572	10 423	12 661	(2 238)	-17,7%	12 661
Road Furniture		-	800	400	-	-	400	(400)	-100,0%	400
Storm water Infrastructure		-	500	-	-	-	-	-	-	-
Drainage Collection		-	500	-	-	-	-	-	-	-
Electrical Infrastructure		-	2 700	2 561	-	1 889	2 561	(671)	-26,2%	2 561
Power Plants		-	-	-	-	-	-	-	-	-
HV Substations		-	-	-	-	-	-	-	-	-
HV Switching Station		-	2 700	2 561	-	1 889	2 561	(671)	-26,2%	2 561
Community Assets		-	30 089	29 268	1 869	27 091	29 268	(2 177)	-7,4%	29 268
Community Facilities		-	22 573	24 381	156	23 000	24 381	(1 381)	-5,7%	24 381
Halls		-	9 239	9 962	-	9 207	9 962	(755)	-7,6%	9 962
Centres		-	-	-	-	-	-	-	-	-
Crèches		-	10 735	12 049	156	11 741	12 049	(308)	-2,6%	12 049
Libraries		-	300	300	-	38	300	(262)	-87,2%	300
Public Ablution Facilities		-	2 000	1 700	-	1 783	1 700	83	4,9%	1 700
Markets		-	-	100	-	-	100	(100)	-100,0%	100
Taxi Ranks/Bus Terminals		-	300	270	-	231	270	(40)	-14,6%	270
Capital Spares		-	-	-	-	-	-	-	-	-
Sport and Recreation Facilities		-	7 516	4 887	1 713	4 091	4 887	(796)	-16,3%	4 887
Indoor Facilities		-	-	-	-	-	-	-	-	-
Outdoor Facilities		-	7 516	4 887	1 713	4 091	4 887	(796)	-16,3%	4 887
Capital Spares		-	-	-	-	-	-	-	-	-
Other assets		-	6 215	5 206	477	3 942	5 206	(1 264)	-24,3%	5 206
Operational Buildings		-	6 215	5 206	477	3 942	5 206	(1 264)	-24,3%	5 206
Municipal Offices		-	5 915	4 934	477	3 670	4 934	(1 264)	-25,6%	4 934
Capital Spares		-	300	271	-	271	271	(0)	0,0%	271
Intangible Assets		1 260	1 228	1 228	-	1 571	1 228	343	27,9%	1 228
Servitudes		-	-	-	-	-	-	-	-	-
Licences and Rights		1 260	1 228	1 228	-	1 571	1 228	343	27,9%	1 228
Computer Software and Applications		1 171	1 108	1 108	-	1 473	1 108	365	33,0%	1 108
Unspecified		89	120	120	-	98	120	(22)	-18,6%	120
Computer Equipment		1 380	1 246	1 338	398	1 143	1 338	(196)	-14,6%	1 338
Computer Equipment		1 380	1 246	1 338	398	1 143	1 338	(196)	-14,6%	1 338
Furniture and Office Equipment		3 455	2 320	3 118	581	1 309	3 118	(1 808)	-58,0%	3 118
Furniture and Office Equipment		3 455	2 320	3 118	581	1 309	3 118	(1 808)	-58,0%	3 118
Machinery and Equipment		832	4 315	4 561	298	1 488	4 561	(3 073)	-67,4%	4 561
Machinery and Equipment		832	4 315	4 561	298	1 488	4 561	(3 073)	-67,4%	4 561
Transport Assets		8 331	9 765	10 733	583	10 376	10 733	(358)	-3,3%	10 733
Transport Assets		8 331	9 765	10 733	583	10 376	10 733	(358)	-3,3%	10 733
Total Capital Expenditure on new assets	1	15 257	73 107	71 074	5 779	59 231	71 074	11 842	16,7%	71 074

Capital Expenditure on Renewal of Existing Assets by Asset Class – 30 June 2025

KZN436 Dr Nkosazana Dlamini Zuma - Supporting Table SC13b Monthly Budget Statement - capital expenditure on renewal of existing assets by asset class - M12

Description	Ref	2023/24	Budget Year 2024/25							
		Audited Outcome	Original Budget	Adjusted Budget	Monthly Actual	YearTD Actual	YearTD Budget	YTD Variance	YTD Variance %	Full Year Forecast
R thousands	1									
Capital expenditure on renewal of existing assets by Asset Class/Sub-class										
Infrastructure		-	6 700	3 545	-	429	3 545	(3 116)	-87,9%	3 545
Roads Infrastructure		-	6 700	3 545	-	429	3 545	(3 116)	-87,9%	3 545
Roads		-	6 700	3 545	-	429	3 545	(3 116)	-87,9%	3 545
Total Capital Expenditure on renewal of existing assets	1	-	6 700	3 545	-	429	3 545	3 116	87,9%	3 545

Capital expenditure on upgrading of existing assets by asset class –

30 June 2025

KZN436 Dr Nkosazana Dlamini Zuma - Supporting Table SC13e Monthly Budget Statement - capital expenditure on upgrading of existing assets by asset class -

Description	Ref	2023/24	Budget Year 2024/25							
		Audited Outcome	Original Budget	Adjusted Budget	Monthly Actual	YearTD Actual	YearTD Budget	YTD Variance	YTD Variance %	Full Year Forecast
R thousands	1									
Capital expenditure on upgrading of existing assets by Asset Class/Sub-class										
Infrastructure		–	10 094	11 465	950	10 559	11 465	(906)	-7,9%	11 465
Roads Infrastructure		–	10 094	11 465	950	10 559	11 465	(906)	-7,9%	11 465
Roads		–	10 094	11 465	950	10 559	11 465	(906)	-7,9%	11 465
Community Assets		58 528	–	–	–	–	–	–	–	–
Community Facilities		–	–	–	–	–	–	–	–	–
Sport and Recreation Facilities		58 528	–	–	–	–	–	–	–	–
Outdoor Facilities		58 528	–	–	–	–	–	–	–	–
Furniture and Office Equipment		–	650	550	89	89	550	(461)	-83,9%	550
Furniture and Office Equipment		–	650	550	89	89	550	(461)	-83,9%	550
Total Capital Expenditure on upgrading of existing assets	1	58 528	10 744	12 015	1 039	10 647	12 015	1 367	11,4%	12 015

4.12 CAPITAL EXPENDITURE VARIENCES – 30 June 2025

<u>Project Name</u>	<u>Variance Explanation</u>
Creighton Sport Centre Phase2	The project is practical complete.
Mafohla Community Hall	The project is practical complete and under the defect liability period, to lapse by the 30 November 2025.
Underberg Asphalt Road Phase4	The project is practical complete and under the defect liability period.
Creighton Storeroom	The project is at 98% complete, the service provider is busy with construction of parking and retaining wall.
Bulwer Town Upgrade Phase 2	for sidewalks contract construction all activities are practical completed. Informal trading contract the adjudication committee made recommendation for re-advertisement, for the appointment of the contractor. Project is now at a tender stage to appoint suitable service provider sitting with adjudication committee to finalise appointment.
Underberg Town Upgrade Phase4	The project is practical complete and under the defect liability period.
Creighton Town Upgrade Phase2	The project is practical complete
Ngqiya Access Road	Due to budget cut this project will be done in the next financial year 2025/2026.
Kwapitela Access Road	Due to budget cut this project will be done in the next financial year 2025/2026.
Ekhubeni Access Road	Due to budget cut this project will be done in the next financial year 2025/2026.

Zuzu Access Road	Due to budget cut this project will be done in the next financial year 2025/2026.
Khukhulela Access Road	Due to budget cut this project will be done in the next financial year 2025/2026.
Sibiya Access Road	Due to budget cut this project will be done in the next financial year 2025/2026.
Mcondo Access Road	Due to budget cut this project will be done in the next financial year 2025/2026.
Manxiweni Access Road	Due to budget cut this project will be done in the next financial year 2025/2026.
Ejozi Access Road	Due to budget cut this project will be done in the next financial year 2025/2026.
Kenana Access Road	Due to budget cut this project will be done in the next financial year 2025/2026.
Siyothula Access Road	Due to budget cut this project will be done in the next financial year 2025/2026.
Siba Access Road	Due to budget cut this project will be done in the next financial year 2025/2026.
Madlala Access Road	Due to budget cut this project will be done in the next financial year 2025/2026.
Mashintshi Access Road	Due to budget cut this project will be done in the next financial year 2025/2026.
KwaSawoti Access Road	Due to budget cut this project will be done in the next financial year 2025/2026.
Maguzwana Sport fields	The project is 95% complete service provider is busy with constructing combo court is now busy with finishing cleaning and gate installation
Thosini Hall and Creche	The project is practical complete
Khubeni Creche	The project is practical complete and under the defect liability period.
Zwelisha Creche	The project is practical complete under defect liability.
Siyathuthuka Creche	The project is practical complete under defect liability.
Bulwer Asphalt phase 8 – Section 3	Project is 55% complete, contractor is on site and now busy with construction of concrete section.
Upgrading of Himeville township asphalts road	Project is 95% complete, service provider is still on site has completed constructing concrete section and potholes. Now is busy with construction of kerbing and finishes.
Nomgidi Community Hall	Due to budget cut the project will be done on the upcoming financial years.
Bus Shelters	Project is practical complete.
Ntwasahlobo to Ridge pedestrian bridge	Environmental authorisations and water use licence issued for Ntwasahlobo to Ridge Pedestrian Bridge. Environmental authorisation was published for interested and affected parties to make objections, 14 days was given for appeals. No appeals were received, the project will then continue for

	construction taking into consideration conditions on the environmental authorisation. Awaiting appointment of environmental control officer, once contractor has been appointed.
Dlangisa pedestrian bridge	Environmental authorizations and water use licence issued for Ndlangisa Pedestrian Bridge. Environmental authorisation was published for interested and affected parties to make objections, 14 days was given for appeals. No appeals were received, the project will then continue for construction taking into consideration conditions on the environmental authorisation. Awaiting appointment of environmental control officer, once contractor has been appointed. Project is at a tender stage briefing session on 03 July 2025
Gobhogobho pedestrian bridge	Environmental authorizations and water use licence issued for Gobhogobho Pedestrian Bridge. Environmental authorisation was published for interested and affected parties to make objections, 14 days was given for appeals. No appeals were received, the project will then continue for construction taking into consideration conditions on the environmental authorisation. Awaiting appointment of environmental control officer, once contractor has been appointed.
Half my right pedestrian bridge	Environmental authorizations and water use licence issued for Gobhogobho Pedestrian Bridge. Environmental authorisation was published for interested and affected parties to make objections, 14 days was given for appeals. No appeals were received, the project will then continue for construction taking into consideration conditions on the environmental authorisation. Awaiting appointment of environmental control officer, once contractor has been appointed.
Centocow phase 3	Project is practical complete and is under defect liability period
Storm Water installation	Ward 05,06,13 and 14 completed in of 2024/2025 and currently waiting for the new order for Ward 01, 02, 03, 07, 11, 12 &15. The headwalls have been constructed for ward 9 and 10.Ward 04 and 08 completed in Quarter 4
ELECTRIFICATION PROJECTS	
Greater Stepmore/Ridge Phase 6	Project is on hold due to MV line and transformer upgrade
Greater Bhidla/Sizanenjana phase 6	Project is on hold due to MV line and transformer upgrade
Greater Amakhuze/ Cabazi Phase7	The project is practical complete

Lamington to Greater Stepmore 5.3 km MV line	Project is practical complete busy with snags
Greater Khukhulela/ Nomagaga Phase 7	The project is practical complete
Greater Ngwagwane Phase 7	The project is practical complete
Greater Nkwezela phase 7	The project is practical complete
Greater Nkumba/ Mangwaneni Phase 7	The project is practical complete

The detailed report for Capital Projects is attached as Appendix C (1) and detailed material variances on capital expenditure is attached as an annexure in the report.

4.13 Monthly Budget Statements

4.14 Quality Certificate

Appendix D April 2025

ALLOCATIONS RECEIVED FOR THE FINANCIAL YEAR 2024/2025

Name of Grant	AMENDED BUDGET 2024/2025	ACTUAL RECEIVED 30 JUNE 2025	YTD RECEIVED 30 JUNE 2025	%RECEIVED
Community Library Service Grant	1 797 000	-	1 797 000	100%
Municipal Finance Management Grant	1 900 000	-	1 900 000,00	100%
Expanded Public Works Programme	1 832 000	-	1 832 000	100%
Provincialisation of Libraries Grant	3 076 000	-	3 076 000	100%
Integrated National Electrification Programme	5 504 000	-	5 504 000	100%
Capital:Municipal Infrastructure Grant	31 318 000	-	31 318 000	100%
Equitable Share	170 740 000	-	170 740 000	100%
Cleanest Municipality Competition	1 400 000	-	1 400 000	100%
TOTAL	217 567 000	-	217 567 000	100%

Appendix B

Operating Revenue and Expenditure for June 2025

Item Description	Amended Budget 2024/2025	Month Budget	Month Actual Received/ Paid 30 June 2025	YTD actual Received/ paid 30 June 2025	YTD Budget	% Spend/ Received 30 June 2025	% Spend /Received YTD to date
Property Rates	44 589 353	3 676 303	-	40 575 941	44 115 630	0%	91%
Service charges	4 674 053	384 585	-	4 130 976	4 615 019	0%	88%
Rent of facilities and equipment	1 583 170	131 931	23 139	1 773 591	1 583 170	18%	112%
Court Fines	579 546	48 296	53 100	540 200	579 546	110%	93%
Pound Fees	1 999 732	28 311	18 104	1 875 993	339 732	64%	94%
Licences and Permit	368 636	30 720	23 350	517 343	368 636	173%	140%
Learners Licences	19 355	1 613	-	-	19 355	0%	0%
Service charges: Sales: Licence &	7 621	635	5 334	172 839	7 621	840%	2268%
Road and Transport:Taxi Rank	52 092	4 341	-	-	52 092	0%	0%
Income for Agency Services	721 681	60 140	-	467 405	721 681	0%	65%
Interest received	16 026 507	1 335 542	2 088 678	14 274 407	16 026 507	156%	89%
Rates & Refuse Penalties	5 936 843	494 737	-9 013	8 305 975,0	5 936 843	-2%	140%
Government grants and subsidies	212 063 000	17 588 583	-1 473	209 846 413	211 063 000	0%	99%
Sale of Goods and Rendering	5 419 131	451 594	38 818	5 285 025	5 419 131	9%	98%
Operational Revenue	793 115	66 093	1 717	151 415	793 115	3%	19%
					-		
TOTAL REVENUE	294 833 835	24 303 423	2 241 754	287 917 524	291 641 078	9%	98%
Employee related costs	100 819 273	8 561 370	7 094 546	87 839 620	102 736 443,00	83%	87%
Remuneration of councillors	14 498 746	1 088 122	1 035 660	12 750 323	13 057 458,00	95%	88%
Inventory consumed	6 427 976	623 209	954 412	4 633 074	7 478 509,00	153%	72%
Depreciation	49 526 332	3 435 905	-	48 217 180	41 230 865,00	0%	97%
Finance costs	1 057 123	91 427	1 534	1 089 277	1 097 123,00	2%	103%
Repairs and Maintenance	14 767 788	1 515 583	960 169	13 425 361	18 187 000,00	63%	91%
Contracted services	50 031 084	4 160 228	4 130 448	38 285 767	49 922 736,00	23%	77%
Transfers and Subsidies	2 627 184	141 667		2 297 227	1 700 000,00	0%	87%
Irrecoverable debt written off	1 699 844	324 987		315 198	3 899 844,00	0%	19%
Debt impairment	1 545 911	395 493	-149 606	-149 606	4 745 911,00	0%	-10%
General expenses	50 124 801	3 839 785	4 157 938	42 083 094	46 077 416,00	108%	84%
TOTAL EXPENDITURE	293 126 062	24 177 775	18 185 102	250 786 516	290 133 305	75%	86%
Net Surplus (Deficit)	1 707 773	125 648	-15 943 348	37 131 009	1 507 773	-66%	12%

Appendix C for June 2025 Capital Project for 2024/2025					
Item Description	Original Budget 2024/2025	Amended Budget 2024/2025	Actual spent 30 June 2025	YTD Spent 30 June 2025	% Spent YTD
Procurement of Furniture and Equipment	1 610 000	2 407 593	580 710	1 309 447	54%
Procurement of Computer Equipment	1 246 242	1 338 242	398 368	1 142 613	85%
Procurement of Computer Software	1 107 823	1 107 823	-	1 473 169	133%
Upgrading of Server	650 000	550 000	88 536	88 536	16%
Procurement of Parkhome	1 440 000	1 187 000	-	1 170 000	99%
Procurement of Antivirus Software	120 000	120 000	-	97 653	81%
Installation of Cameras	60 000	60 000	-	-	0%
Fiber connection	650 000	650 000	-	-	0%
Transport Assets	6 465 000	8 333 451	583 380	7 996 383	96%
Storage rooms	25 000	125 000	-	-	0%
Pocurement of Car wash Equipment	1 400 000	400 000	-	-	0%
Building of DLTC Designs	500 000	300 000	-	-	0%
Creighton CBD Infrastructure Upgrade	15 000	15 000	-	-	0%
Underberg CBD infrastructure Upgrade	15 000	15 000	-	12 044	80%
Bulwer CBD Infrastructure Upgrade	3 563 758	3 563 758	950 269	3 230 717	91%
Centocow Phase 2	2 000 000	1 700 000	-	1 783 036	105%
Battery Energy Storage System	300 000	271 424	-	271 424	100%
Skip Bins	300 000	95 750	-	95 750	100%
Ridge to Ntwasahlobo	500 000	348 972	-	144 271	41%
Half My Right Pedestrian Bridge	500 000	348 593	-	143 579	41%
Gobhogobho Pedestrian Bridge	500 000	400 000	-	396 441	99%
Ndlangisa Pedestrian Bridge	500 000	351 111	-	136 038	39%
Upgrading of Himeville Township Asphalts Road	3 000 000	4 502 613	-	3 950 507	88%
Traffic lights (Himeville)	800 000	400 000	-	-	0%
Nomgidi Community Hall	1 650 000	650 000	-	-	0%
Construction of Stormwater	500 000	681 790	-	681 755	100%
Procurement of Plant and Equipment	1 465 000	1 515 000	179 700	799 975	53%
Bus Shelters	300 000	270 000	-	230 500	85%
Street light	2 700 000	2 560 716	-	1 889 324	74%
Installation of Bulgar Guards (Library)	300 000	300 000	-	38 400	13%
Mobile Library	3 300 000	2 400 000	-	2 379 187	99%
Construction of Animal Sheds	2 200 000	2 450 000	476 969	2 252 940	92%
Renewal of Gravel Roads	6 700 000	3 545 000	-	429 344	12%
Borehole Installation - Nkwezela Library	300 000	300 000	-	-	0%
Mafohla Community Hall	900 000	565 358	-	650 956	115%
Bulwer CSC Water Backup	100 000	200 000	-	-	0%
Procurement of Disaster Management Gadgets	750 000	750 000	118 400	592 000	79%
Horizontal Bailer	-	400 000	-	-	0%
Mqatsheni Access Road Ward 1	2 500 000	3 570 178	128 989	3 210 090	90%
Tar's Valley Access Road Ward 7	2 000 000	2 348 455	91 100	2 100 843	89%
Mandawe Access Road Ward 15	2 000 000	2 345 098	641 547	1 864 124	79%
New Electrical Installations	250 000	372 208	-	247 208	66%
Bulwer Informal Traders Infrastructure	-	100 000	-	-	0%
TOTAL INTERNAL FUNDED	58 832 823	53 915 133	4 237 968	40 808 252	69%

Creighton Artificial Sportfield	80 000	80 000	-	80 000	100%
Maguzwana Sport fields	6 037 814	4 807 120	1 713 298	4 010 764	83%
Gala Creche	10 000	10 000	-	-	0%
Sizamokuhle Crech	10 000	5 000	-	-	0%
Masameni Community Hall	80 000	80 000	-	66 719	83%
Bulwer Asphalt Road Phase 7	2 928 702	1 187 060	710 762	1 646 095	139%
Underberg Asphalt Road Phase 4	3 500 000	3 360 722		3 365 694	100%
Construction of Zwelisha Creche Ward 2	2 695 282	3 984 966		3 975 471	100%
Construction of Khubeni Creche Ward 3	2 501 075	3 649 575	155 796	3 477 946	95%
Construction of Thonsini Community Hall & creche	2 995 282	9 654 192		8 489 138	88%
Construction of Siyathuthuka Creche Ward 5	2 995 282	4 394 365		4 287 867	98%
Construction of Jackson Street Bridge	-	100 000	-	100 000	100%
Construction of Lwazi Creche	-	5 000	-	-	0%
TOTAL MIG GRANT	31 318 000	31 318 000	2 579 856	29 499 694	94%
Bulwer Solar Energy	-	1 000 000			0%
Horizontal Bailer	400 000	400 000	-	-	0%
TOTAL PROVINCIAL GRANTS		1 400 000	-	-	0%
		-			
TOTAL CAPITAL EXPENDITURE	90 150 823	86 633 133	6 817 825	70 307 946	81%
Electrification Projects	5 504 000	5 504 000	-	4 612 261	84%
TOTAL CAPITAL EXPENDITURE INCLUDING INEP	95 654 823	92 137 133	6 817 825	74 920 207	81%

Municipal In-year reports & supporting tables

mSCOA Version 6.8

[Click for Instructions!](#)

Accountability

Transparency

**Information &
service delivery**



national treasury

Department:
National Treasury
REPUBLIC OF SOUTH AFRICA

Contact details:

Budget submission enquiries:
Lawrence Gqesha
National Treasury

Electronic documents: lgdocuments@treasury.gov.za

Electronic submissions: LG Upload Portal

Preparation Instructions

Municipality Name:

CFO Name:

Tel: Fax:

E-Mail:

Reporting period:

MTREF:

Budget Year:

Does this municipality have Entities?

If YES: Identify type of report:

Name Votes & Sub-Votes

Printing Instructions

Showing / Hiding Columns

Showing / Clearing Highlights

Importants documents which provide essential assistance

MFMA Budget Circular

[Click to view](#)

MBRR Budget Formats Guide

[Click to view](#)

Dummy Budget Guide

[Click to view](#)

Funding Compliance Guide

[Click to view](#)

MFMA Return Forms

[Click to view](#)

Organisational Structure Votes	Complete Votes & Sub-Votes	Select Org. Structure
Vote 1 - EXECUTIVE AND COUNCIL	Vote 1 EXECUTIVE AND COUNCIL	
Vote 2 - BUDGET AND TREASURY	1.1 EXECUTIVE & COUNCIL	1.1 - EXECUTIVE & COUNCIL
Vote 3 - CORPORATE SERVICES	1.2 INTERNAL AUDIT	1.2 - INTERNAL AUDIT
Vote 4 - COMMUNITY SERVICES	1.3 [Name of sub-vote]	
Vote 5 - PUBLIC WORKS AND BASIC SERVICES	1.4 [Name of sub-vote]	
Vote 6 - PLANNING AND DEVELOPMNT	1.5 [Name of sub-vote]	
Vote 7 - [NAME OF VOTE 7]	1.6 [Name of sub-vote]	
Vote 8 - [NAME OF VOTE 8]	1.7 [Name of sub-vote]	
Vote 9 - [NAME OF VOTE 9]	1.8 [Name of sub-vote]	
Vote 10 - [NAME OF VOTE 10]	1.9 [Name of sub-vote]	
Vote 11 - [NAME OF VOTE 11]	1.10 [Name of sub-vote]	
Vote 12 - [NAME OF VOTE 12]	Vote 2 BUDGET AND TREASURY	
Vote 13 - [NAME OF VOTE 13]	2.1 BUDGET & TREASURY	2.1 - BUDGET & TREASURY
Vote 14 - [NAME OF VOTE 14]	2.2 [Name of sub-vote]	
Vote 15 - [NAME OF VOTE 15]	2.3 [Name of sub-vote]	
	Vote 3 CORPORATE SERVICES	
	3.1 CORPORATE SERVICES	3.1 - CORPORATE SERVICES
	3.2 HUMAN RESOURCES	3.2 - HUMAN RESOURCES
	Vote 4 COMMUNITY SERVICES	
	4.1 COMMUNITY SERVICES	4.1 - COMMUNITY SERVICES
	4.2 TRAFFIC	4.2 - TRAFFIC
	4.3 DISASTER MANAGEMENT	4.3 - DISASTER MANAGEMENT
	4.4 MUNICIPAL POUND	4.4 - MUNICIPAL POUND
	4.5 SPORTSFIELDS	4.5 - SPORTSFIELDS
	4.6 LIBRARIES	4.6 - LIBRARIES
	4.7 COMMUNITY PROGRAMS	4.7 - COMMUNITY PROGRAMS
	4.8 PARKS AND CEMETERIES	4.8 - PARKS AND CEMETERIES
	Vote 5 PUBLIC WORKS AND BASIC SERVICES	
	5.1 ROADS	5.1 - ROADS
	5.2 HOUSING	5.2 - HOUSING
	5.3 WASTE MANAGEMENT	5.3 - WASTE MANAGEMENT
	5.4 PMU	5.4 - PMU
	Vote 6 PLANNING AND DEVELOPMNT	
	6.1 PLANNING AND DEVELOPMENT	6.1 - PLANNING AND DEVELOPMENT
	6.2 LED AND TOURISM	6.2 - LED AND TOURISM

KZN436 Dr Nkosazana Dlamini Zuma - Contact Information**A. GENERAL INFORMATION**

Municipality KZN436 Dr Nkosazana Dlamini Zuma

Grade 3

1 Grade in terms of the Remuneration of Public Office Bearers Act.

Province KZN KWAZULU-NATAL

Web Address www.ndz.gov.za

E-mail Address cfo@ndz.gov.za

B. CONTACT INFORMATION**Postal address:**

P.O. Box P.O. Box 62

City / Town Creighton

Postal Code 3263

Street address

Building Dr. Nkosazana Dlamini Zuma Municipality

Street No. & Name Main Street, Creighton

City / Town Creighton

Postal Code 3263

General Contacts

Telephone number 0398331038

Fax number 0398331539

C. POLITICAL LEADERSHIP**Speaker:**

ID Number 7903085659082

Title Mr

Name Sitisio Sydney Phoswa

Telephone number 0398331038

Cell number 072 708 4358

Fax number 0398331539

E-mail address treemanphoswa@gmail.com

Secretary/PA to the Speaker:

ID Number 7810155701084

Title Mr

Name Velani Sosibo

Telephone number 0398331038

Cell number 073 470 3037

Fax number 0398331539

E-mail address Sosibov@ndz.gov.za

Mayor/Executive Mayor:

ID Number 7007290351087

Title Mrs

Name Precious Sindisiwe Msomi

Telephone number 0398331038

Cell number 082 598 5467

Fax number 0398331539

E-mail address majobemsomi@gmail.com

Secretary/PA to the Mayor/Executive Mayor:

ID Number 8609120879085

Title Miss

Name Phumia Sikhakhane

Telephone number 0398331038

Cell number 067 957 3640

Fax number 0398331539

E-mail address Sikhakhane@ndz.gov.za

Deputy Mayor/Executive Mayor:

ID Number 8312290301085

Title Miss

Name Kholeka Annacieta Hadebe

Telephone number 0398331038

Cell number 063 699 8803

Fax number 0398331539

E-mail address Kholiz83@gmail.com

Secretary/PA to the Deputy Mayor/Executive Mayor:

ID Number 8812110692084

Title Miss

Name Nokwanda Chule

Telephone number 0398331038

Cell number 082 951 0341

Fax number 0398331539

E-mail address chulen@ndz.gov.za

D. MANAGEMENT LEADERSHIP

Municipal Manager:		Secretary/PA to the Municipal Manager:	
ID Number	6901275582081	ID Number	880713073/083
Title	Mr	Title	Miss
Name	Nkosiyezwe Cyprian vezi	Name	Sphumelele Mbatna
Telephone number	0398331038	Telephone number	0398331038
Cell number	0739766682	Cell number	0713041194
Fax number	0398331539	Fax number	0398331539
E-mail address	vezin@ndz.gov.za	E-mail address	mbathan@ndz.gov.za
Chief Financial Officer		Secretary/PA to the Chief Financial Officer	
ID Number	8109265730086	ID Number	U
Title	Mr	Title	Miss
Name	Mknumbuzeni Philip Mtungwa	Name	Xoliswa Memela
Telephone number	0398331038	Telephone number	0398331038
Cell number	060 544 5411	Cell number	0608285010
Fax number	0398331539	Fax number	0398331539
E-mail address	cfo@ndz.gov.za	E-mail address	memelap@ndz.gov.za
Official responsible for submitting financial information		Official responsible for submitting financial information	
ID Number	8903295560087	ID Number	
Title	Mr	Title	Miss
Name	Nkosinathi Vvela	Name	Nompulelo Xaba
Telephone number	0398331038	Telephone number	0398331038
Cell number	079 495 6452	Cell number	0789685714
Fax number	0398331539	Fax number	0398331539
E-mail address	weian@ndz.gov.za	E-mail address	xaban@ndz.gov.za
Official responsible for submitting financial information		Official responsible for submitting financial information	
ID Number	8809220867085	ID Number	9301310484087
Title	Miss	Title	Miss
Name	Noluthando Dlamini	Name	Thembekile Makhanya
Telephone number	0398331038	Telephone number	0398331038
Cell number	063 513 2839	Cell number	0734326527
Fax number	0398331539	Fax number	0398331539
E-mail address	diamininp@ndz.gov.za	E-mail address	makhanyat@ndz.gov.za

KZN436 Dr Nkosazana Dlamini Zuma - Table C1 Monthly Budget Statement Summary - M12 June

Description	Budget Year 2024/25								
	Audited Outcome	Original Budget	Adjusted Budget	Monthly Actual	YearTD Actual	YearTD Budget	YTD Variance	YTD Variance %	Full Year Forecast
R thousands									
Financial Performance									
Property rates	42 392	44 116	44 589	3 746	44 322	44 589	(267)	-1%	44 589
Service charges	4 379	4 615	4 674	381	4 512	4 674	(162)	-3%	4 674
Investment revenue	15 970	16 027	16 027	2 089	14 274	16 027	(1 752)	-11%	16 027
Transfers and subsidies - Operational	177 143	179 345	179 345	(1)	179 069	179 345	(276)	-0%	179 345
Other own revenue	24 527	15 821	17 481	221	19 156	17 481	1 675	10%	17 481
Total Revenue (excluding capital transfers and contributions)	264 411	259 923	262 116	6 436	261 333	262 116	(782)	-0%	262 116
Employee costs	85 095	102 736	100 819	7 095	87 840	100 819	(12 980)	-13%	100 819
Remuneration of Councillors	12 498	13 057	14 499	1 036	12 750	14 499	(1 748)	-12%	14 499
Depreciation and amortisation	48 555	41 231	49 526	—	48 217	49 526	(1 309)	-3%	49 526
Interest	2 412	1 097	1 057	2	1 089	1 057	32	3%	1 057
Inventory consumed and bulk purchases	4 475	7 479	6 428	954	4 633	6 428	(1 795)	-28%	6 428
Transfers and subsidies	1 851	1 700	2 627	—	2 297	2 627	(330)	-13%	2 627
Other expenditure	122 017	122 833	118 169	9 099	93 960	118 169	(24 210)	-20%	118 169
Total Expenditure	276 902	290 133	293 126	18 185	250 787	293 126	(42 339)	-14%	293 126
Surplus/(Deficit)	(12 491)	(30 210)	(31 010)	(11 749)	10 547	(31 010)	41 557	-134%	(31 010)
Transfers and subsidies - capital (monetary allocations)	32 385	31 718	32 718	—	30 778	32 718	(1 940)	-6%	32 718
Transfers and subsidies - capital (in-kind)	—	—	—	—	—	—	—	—	—
Surplus/(Deficit) after capital transfers & contributions	19 893	1 508	1 708	(11 749)	41 325	1 708	39 617	2320%	1 708
Share of surplus/ (deficit) of associate	—	—	—	—	—	—	—	—	—
Intercompany/Parent subsidiary transactions	—	—	—	—	—	—	—	—	—
Surplus/ (Deficit) for the year	19 893	1 508	1 708	(11 749)	41 325	1 708	39 617	2320%	1 708
Capital expenditure & funds sources									
Capital expenditure	73 786	90 551	86 633	6 818	70 308	86 633	(16 325)	-19%	86 633
Capital transfers recognised	736	31 318	32 718	2 580	29 500	32 718	(3 218)	-10%	32 718
Borrowing	—	—	—	—	—	—	—	—	—
Internally generated funds	14 522	59 233	53 915	4 238	40 808	53 915	(13 107)	-24%	53 915
Total sources of capital funds	15 257	90 551	86 633	6 818	70 308	86 633	(16 325)	-19%	86 633
Financial position									
Total current assets	196 181	117 460	159 211		202 952				159 211
Total non current assets	569 839	623 771	606 945		591 929				606 945
Total current liabilities	45 476	91 414	43 889		32 952				43 889
Total non current liabilities	23 347	20 509	23 347		24 278				23 347
Community wealth/Equity	697 197	629 309	698 908		749 551				698 908
Cash flows									
Net cash from (used) operating	165 157	49 297	49 411	(8 599)	506 644	49 411	(457 233)	-925%	281 663
Net cash from (used) investing	(64 189)	(104 138)	(102 969)	(10 956)	(78 070)	102 969	181 039	176%	102 969
Net cash from (used) financing	—	—	—	—	—	—	—	—	—
Cash/cash equivalents at the month/year end	342 895	42 327	85 877	—	714 875	291 815	(423 060)	-145%	670 933
Debtors & creditors analysis	0-30 Days	31-60 Days	61-90 Days	91-120 Days	121-150 Dys	151-180 Dys	181 Dys-1 Yr	Over 1Yr	Total
Debtors Age Analysis									
Total By Income Source	—	—	—	—	—	—	—	—	—
Creditors Age Analysis									
Total Creditors	—	—	—	—	—	—	—	—	—

KZN436 Dr Nkosazana Dlamini Zuma - Table C2 Monthly Budget Statement - Financial Performance (functional classification) - M12 June

Description	Ref	2023/24	Budget Year 2024/25							
		Audited Outcome	Original Budget	Adjusted Budget	Monthly Actual	YearTD Actual	YearTD Budget	YTD Variance	YTD Variance	Full Year Forecast
Revenue - Functional									%	
Governance and administration		252 089	241 744	243 878	5 970	243 505	243 878	(373)	0%	243 878
Executive and council		—	—	—	—	—	—	—	—	—
Finance and administration		252 089	241 744	243 878	5 970	243 505	243 878	(373)	0%	243 878
Internal audit		—	—	—	—	—	—	—	—	—
Community and public safety		7 001	6 624	6 624	76	6 358	6 624	(265)	-4%	6 624
Community and social services		4 169	4 882	4 882	—	4 868	4 882	(15)	0%	4 882
Sport and recreation		—	—	—	—	—	—	—	—	—
Public safety		2 832	1 741	1 741	76	1 491	1 741	(251)	-14%	1 741
Housing		—	—	—	—	—	—	—	—	—
Health		—	—	—	—	—	—	—	—	—
Economic and environmental services		32 127	33 472	33 472	8	32 950	33 472	(522)	-2%	33 472
Planning and development		225	322	322	8	306	322	(16)	-5%	322
Road transport		31 901	33 150	33 150	—	32 644	33 150	(506)	-2%	33 150
Environmental protection		—	—	—	—	—	—	—	—	—
Trading services		5 579	9 801	10 860	381	9 297	10 860	(1 563)	-14%	10 860
Energy sources		1 200	4 786	4 786	—	4 785	4 786	(1)	0%	4 786
Water management		—	—	—	—	—	—	—	—	—
Waste water management		—	—	—	—	—	—	—	—	—
Waste management		4 379	5 015	6 074	381	4 512	6 074	(1 562)	-26%	6 074
Other	4	—	—	—	—	—	—	—	—	—
Total Revenue - Functional	2	296 796	291 641	294 834	6 436	292 111	294 834	(2 723)	-1%	294 834
Expenditure - Functional										
Governance and administration		166 613	171 081	169 362	9 334	147 078	169 362	(22 284)	-13%	169 362
Executive and council		27 798	30 258	31 620	2 319	26 949	31 620	(4 670)	-15%	31 620
Finance and administration		136 059	135 945	134 173	6 651	117 407	134 173	(16 765)	-12%	134 173
Internal audit		2 756	4 878	3 569	364	2 721	3 569	(848)	-24%	3 569
Community and public safety		32 083	42 160	45 934	3 974	37 814	45 934	(8 120)	-18%	45 934
Community and social services		17 415	21 022	21 584	2 105	19 709	21 584	(1 875)	-9%	21 584
Sport and recreation		153	—	—	14	173	—	173	—	—
Public safety		14 057	20 099	19 363	1 316	15 450	19 363	(3 913)	-20%	19 363
Housing		458	1 039	4 987	540	2 482	4 987	(2 505)	-50%	4 987
Health		—	—	—	—	—	—	—	—	—
Economic and environmental services		54 955	56 260	55 016	3 180	47 643	55 016	(7 373)	-13%	55 016
Planning and development		12 331	24 550	20 145	776	9 908	20 145	(10 237)	-51%	20 145
Road transport		42 624	31 710	34 871	2 404	37 736	34 871	2 864	8%	34 871
Environmental protection		—	—	—	—	—	—	—	—	—
Trading services		21 408	15 728	17 807	1 370	16 475	17 807	(1 332)	-7%	17 807
Energy sources		11 386	4 786	7 148	—	6 536	7 148	(611)	-9%	7 148
Water management		—	—	—	—	—	—	—	—	—
Waste water management		—	—	—	—	—	—	—	—	—
Waste management		10 022	10 942	10 660	1 370	9 938	10 660	(721)	-7%	10 660
Other		1 844	4 904	5 007	327	1 777	5 007	(3 231)	-65%	5 007
Total Expenditure - Functional	3	276 902	290 133	293 126	18 185	250 787	293 126	(42 339)	-14%	293 126
Surplus/ (Deficit) for the year		19 893	1 508	1 708	(11 749)	41 325	1 708	39 617	2320%	1 708

KZN436 Dr Nkosazana Dlamini Zuma - Table C3 Monthly Budget Statement - Financial Performance (revenue and expenditure by municipal vote) - M12 June

Vote Description	Ref	2023/24	Budget Year 2024/25							
		Audited Outcome	Original Budget	Adjusted Budget	Monthly Actual	YearTD Actual	YearTD Budget	YTD Variance	YTD Variance %	Full Year Forecast
R thousands										
Revenue by Vote	1									
Vote 1 - EXECUTIVE AND COUNCIL		5	–	–	–	–	–	–		–
Vote 2 - BUDGET AND TREASURY		252 131	241 685	243 819	6 023	243 820	243 819	1	0,0%	243 819
Vote 3 - CORPORATE SERVICES		51	59	59	–	126	59	68	114,8%	59
Vote 4 - COMMUNITY SERVICES		11 356	11 239	11 298	405	10 464	11 298	(834)	-7,4%	11 298
Vote 5 - PUBLIC WORKS AND BASIC SERVICES		33 032	38 336	39 336	–	37 395	39 336	(1 941)	-4,9%	39 336
Vote 6 - PLANNING AND DEVELOPMNT		221	322	322	8	306	322	(16)	-5,1%	322
Vote 7 - [NAME OF VOTE 7]		–	–	–	–	–	–	–		–
Vote 8 - [NAME OF VOTE 8]		–	–	–	–	–	–	–		–
Vote 9 - [NAME OF VOTE 9]		–	–	–	–	–	–	–		–
Vote 10 - [NAME OF VOTE 10]		–	–	–	–	–	–	–		–
Vote 11 - [NAME OF VOTE 11]		–	–	–	–	–	–	–		–
Vote 12 - [NAME OF VOTE 12]		–	–	–	–	–	–	–		–
Vote 13 - [NAME OF VOTE 13]		–	–	–	–	–	–	–		–
Vote 14 - [NAME OF VOTE 14]		–	–	–	–	–	–	–		–
Vote 15 - [NAME OF VOTE 15]		–	–	–	–	–	–	–		–
Total Revenue by Vote	2	296 796	291 641	294 834	6 436	292 111	294 834	(2 723)	-0,9%	294 834
Expenditure by Vote	1									
Vote 1 - EXECUTIVE AND COUNCIL		30 555	35 136	35 189	2 682	29 670	35 189	(5 519)	-15,7%	35 189
Vote 2 - BUDGET AND TREASURY		101 762	84 095	86 171	2 009	77 363	86 171	(8 808)	-10,2%	86 171
Vote 3 - CORPORATE SERVICES		33 835	51 851	48 002	4 642	40 045	48 002	(7 957)	-16,6%	48 002
Vote 4 - COMMUNITY SERVICES		31 624	41 121	40 947	3 434	35 333	40 947	(5 615)	-13,7%	40 947
Vote 5 - PUBLIC WORKS AND BASIC SERVICES		69 005	58 685	64 174	4 377	58 101	64 174	(6 073)	-9,5%	64 174
Vote 6 - PLANNING AND DEVELOPMNT		10 121	19 245	18 644	1 040	10 275	18 644	(8 368)	-44,9%	18 644
Vote 7 - [NAME OF VOTE 7]		–	–	–	–	–	–	–		–
Vote 8 - [NAME OF VOTE 8]		–	–	–	–	–	–	–		–
Vote 9 - [NAME OF VOTE 9]		–	–	–	–	–	–	–		–
Vote 10 - [NAME OF VOTE 10]		–	–	–	–	–	–	–		–
Vote 11 - [NAME OF VOTE 11]		–	–	–	–	–	–	–		–
Vote 12 - [NAME OF VOTE 12]		–	–	–	–	–	–	–		–
Vote 13 - [NAME OF VOTE 13]		–	–	–	–	–	–	–		–
Vote 14 - [NAME OF VOTE 14]		–	–	–	–	–	–	–		–
Vote 15 - [NAME OF VOTE 15]		–	–	–	–	–	–	–		–
Total Expenditure by Vote	2	276 902	290 133	293 126	18 185	250 787	293 126	(42 339)	-14,4%	293 126
Surplus/ (Deficit) for the year	2	19 893	1 508	1 708	(11 749)	41 325	1 708	39 617	2319,8%	1 708

KZN436 Dr Nkosazana Dlamini Zuma - Table C4 Monthly Budget Statement - Financial Performance (revenue and expenditure) - M12 June

Description	Ref	2023/24	Budget Year 2024/25							
		Audited Outcome	Original Budget	Adjusted Budget	Monthly Actual	YearTD Actual	YearTD Budget	YTD Variance	YTD Variance	Full Year Forecast
R thousands										
Revenue									%	
Exchange Revenue		25 429	29 587	29 646	2 656	27 248	29 646	(2 398)	-8%	29 646
Service charges - Electricity		-	-	-	-	-	-	-	-	-
Service charges - Water		-	-	-	-	-	-	-	-	-
Service charges - Waste Water Management		-	-	-	-	-	-	-	-	-
Service charges - Waste management		4 379	4 615	4 674	381	4 512	4 674	(162)	-3%	4 674
Sale of Goods and Rendering of Services		855	5 419	5 419	39	5 285	5 419	(134)	-2%	5 419
Agency services		609	722	722	-	467	722	(254)	-35%	722
Interest		-	-	-	-	-	-	-	-	-
Interest earned from Receivables		-	-	-	-	-	-	-	-	-
Interest earned from Current and Non Current Assets		15 970	16 027	16 027	2 089	14 274	16 027	(1 752)	-11%	16 027
Dividends		-	-	-	-	-	-	-	-	-
Rent on Land		-	-	-	-	-	-	-	-	-
Rental from Fixed Assets		2 354	1 583	1 583	117	1 867	1 583	284	18%	1 583
Licence and permits		461	428	428	29	690	428	262	61%	428
Operational Revenue		801	793	793	2	151	793	(642)	-81%	793
Non-Exchange Revenue		238 982	230 336	232 470	3 780	234 086	232 470	1 616	1%	232 470
Property rates		42 392	44 116	44 589	3 746	44 322	44 589	(267)	-1%	44 589
Surcharges and Taxes		-	-	-	-	-	-	-	-	-
Fines, penalties and forfeits		745	919	2 579	71	2 416	2 579	(163)	-6%	2 579
Licence and permits		51	19	19	-	-	19	(19)	-100%	19
Transfer and subsidies - Operational		177 143	179 345	179 345	(1)	179 069	179 345	(276)	0%	179 345
Interest		7 674	5 937	5 937	(37)	8 278	5 937	2 342	39%	5 937
Fuel Levy		-	-	-	-	-	-	-	-	-
Operational Revenue		-	-	-	-	-	-	-	-	-
Gains on disposal of Assets		407	-	-	-	-	-	-	-	-
Other Gains		10 570	-	-	-	-	-	-	-	-
Discontinued Operations		-	-	-	-	-	-	-	-	-
Total Revenue (excluding capital transfers and contributions)		264 411	259 923	262 116	6 436	261 333	262 116	(782)	0%	262 116
Expenditure By Type										
Employee related costs		85 095	102 736	100 819	7 095	87 840	100 819	(12 980)	-13%	100 819
Remuneration of councillors		12 498	13 057	14 499	1 036	12 750	14 499	(1 748)	-12%	14 499
Bulk purchases - electricity		-	-	-	-	-	-	-	-	-
Inventory consumed		4 475	7 479	6 428	954	4 633	6 428	(1 795)	-28%	6 428
Debt impairment		-	4 746	1 546	(150)	(150)	1 546	(1 696)	-110%	1 546
Depreciation and amortisation		48 555	41 231	49 526	-	48 217	49 526	(1 309)	-3%	49 526
Interest		2 412	1 097	1 057	2	1 089	1 057	32	3%	1 057
Contracted services		55 524	68 110	64 709	5 091	51 711	64 709	(12 998)	-20%	64 709
Transfers and subsidies		1 851	1 700	2 627	-	2 297	2 627	(330)	-13%	2 627
Irrecoverable debts written off		24 339	3 900	1 700	-	315	1 700	(1 385)	-81%	1 700
Operational costs		42 154	46 077	50 215	4 158	42 083	50 215	(8 132)	-16%	50 215
Losses on Disposal of Assets		-	-	-	-	-	-	-	-	-
Other Losses		-	-	-	-	-	-	-	-	-
Total Expenditure		276 902	290 133	293 126	18 185	250 787	293 126	(42 339)	-14%	293 126
Surplus/(Deficit)		(12 491)	(30 210)	(31 010)	(11 749)	10 547	(31 010)	41 557	(0)	(31 010)
Transfers and subsidies - capital (monetary allocations)		32 385	31 718	32 718	-	30 778	32 718	(1 940)	(0)	32 718
Transfers and subsidies - capital (in-kind)		-	-	-	-	-	-	-	-	-
Surplus/(Deficit) after capital transfers & contributions		19 893	1 508	1 708	(11 749)	41 325	1 708			1 708
Income Tax		-	-	-	-	-	-	-	-	-
Surplus/(Deficit) after income tax		19 893	1 508	1 708	(11 749)	41 325	1 708			1 708
Share of Surplus/Deficit attributable to Joint Venture		-	-	-	-	-	-			-
Share of Surplus/Deficit attributable to Minorities		-	-	-	-	-	-			-
Surplus/(Deficit) attributable to municipality		19 893	1 508	1 708	(11 749)	41 325	1 708			1 708
Share of Surplus/Deficit attributable to Associate		-	-	-	-	-	-			-
Intercompany/Parent subsidiary transactions		-	-	-	-	-	-			-
Surplus/ (Deficit) for the year		19 893	1 508	1 708	(11 749)	41 325	1 708			1 708

KZN436 Dr Nkosazana Dlamini Zuma - Table C5 Monthly Budget Statement - Capital Expenditure (municipal vote, functional classification and funding) - M12 June

Vote Description	Ref	2023/24	Budget Year 2024/25							
		Audited Outcome	Original Budget	Adjusted Budget	Monthly Actual	YearTD Actual	YearTD Budget	YTD Variance	YTD Variance %	Full Year Forecast
R thousands	1									
Multi-Year expenditure appropriation	2									
Vote 1 - EXECUTIVE AND COUNCIL		14	-	-	-	-	-	-	-	-
Vote 2 - BUDGET AND TREASURY		-	-	-	-	-	-	-	-	-
Vote 3 - CORPORATE SERVICES		-	120	120	-	-	120	(120)	-100%	120
Vote 4 - COMMUNITY SERVICES		662	5 650	4 150	118	3 010	4 150	(1 140)	-27%	4 150
Vote 5 - PUBLIC WORKS AND BASIC SERVICES		-	49 903	50 463	3 681	43 956	50 463	(6 507)	-13%	50 463
Vote 6 - PLANNING AND DEVELOPMNT		-	-	-	-	-	-	-	-	-
Vote 7 - [NAME OF VOTE 7]		-	-	-	-	-	-	-	-	-
Vote 8 - [NAME OF VOTE 8]		-	-	-	-	-	-	-	-	-
Vote 9 - [NAME OF VOTE 9]		-	-	-	-	-	-	-	-	-
Vote 10 - [NAME OF VOTE 10]		-	-	-	-	-	-	-	-	-
Vote 11 - [NAME OF VOTE 11]		-	-	-	-	-	-	-	-	-
Vote 12 - [NAME OF VOTE 12]		-	-	-	-	-	-	-	-	-
Vote 13 - [NAME OF VOTE 13]		-	-	-	-	-	-	-	-	-
Vote 14 - [NAME OF VOTE 14]		-	-	-	-	-	-	-	-	-
Vote 15 - [NAME OF VOTE 15]		-	-	-	-	-	-	-	-	-
Total Capital Multi-year expenditure	4,7	675	55 673	54 733	3 799	46 966	54 733	(7 767)	-14%	54 733
Single Year expenditure appropriation	2									
Vote 1 - EXECUTIVE AND COUNCIL		122	185	285	-	114	285	(171)	-60%	285
Vote 2 - BUDGET AND TREASURY		58 928	2 591	2 531	757	1 855	2 531	(677)	-27%	2 531
Vote 3 - CORPORATE SERVICES		1 741	3 168	3 068	161	2 087	3 068	(981)	-32%	3 068
Vote 4 - COMMUNITY SERVICES		7 454	9 470	9 475	1 210	7 946	9 475	(1 529)	-16%	9 475
Vote 5 - PUBLIC WORKS AND BASIC SERVICES		3 943	17 984	15 519	890	10 777	15 519	(4 742)	-31%	15 519
Vote 6 - PLANNING AND DEVELOPMNT		923	1 480	1 022	0	563	1 022	(459)	-45%	1 022
Vote 7 - [NAME OF VOTE 7]		-	-	-	-	-	-	-	-	-
Vote 8 - [NAME OF VOTE 8]		-	-	-	-	-	-	-	-	-
Vote 9 - [NAME OF VOTE 9]		-	-	-	-	-	-	-	-	-
Vote 10 - [NAME OF VOTE 10]		-	-	-	-	-	-	-	-	-
Vote 11 - [NAME OF VOTE 11]		-	-	-	-	-	-	-	-	-
Vote 12 - [NAME OF VOTE 12]		-	-	-	-	-	-	-	-	-
Vote 13 - [NAME OF VOTE 13]		-	-	-	-	-	-	-	-	-
Vote 14 - [NAME OF VOTE 14]		-	-	-	-	-	-	-	-	-
Vote 15 - [NAME OF VOTE 15]		-	-	-	-	-	-	-	-	-
Total Capital single-year expenditure	4	73 111	34 878	31 900	3 018	23 342	31 900	(8 558)	-27%	31 900
Total Capital Expenditure	3	73 786	90 551	86 633	6 818	70 308	86 633	(16 325)	-19%	86 633
Capital Expenditure - Functional Classification										
Governance and administration		60 805	6 064	6 004	918	4 056	6 004	(1 948)	-32%	6 004
Executive and council		136	185	285	-	114	285	(171)	-60%	285
Finance and administration		60 669	5 879	5 719	918	3 942	5 719	(1 777)	-31%	5 719
Internal audit		-	-	-	-	-	-	-	-	-
Community and public safety		8 115	15 120	13 625	1 328	10 968	13 625	(2 658)	-20%	13 625
Community and social services		1 313	7 625	6 937	851	6 006	6 937	(931)	-13%	6 937
Sport and recreation		-	-	-	-	-	-	-	-	-
Public safety		6 802	7 495	6 688	477	4 962	6 688	(1 726)	-26%	6 688
Housing		-	-	-	-	-	-	-	-	-
Health		-	-	-	-	-	-	-	-	-
Economic and environmental services		4 865	68 167	64 326	4 572	54 507	64 326	(9 819)	-15%	64 326
Planning and development		1 609	51 767	46 166	3 531	38 936	46 166	(7 231)	-16%	46 166
Road transport		3 256	16 400	18 160	1 041	15 571	18 160	(2 589)	-14%	18 160
Environmental protection		-	-	-	-	-	-	-	-	-
Trading services		-	1 200	2 578	-	778	2 578	(1 800)	-70%	2 578
Energy sources		-	-	1 000	-	-	1 000	(1 000)	-100%	1 000
Water management		-	-	-	-	-	-	-	-	-
Waste water management		-	500	682	-	682	682	(0)	0%	682
Waste management		-	700	896	-	96	896	(800)	-89%	896
Other		-	-	100	-	-	100	(100)	-100%	100
Total Capital Expenditure - Functional Classification	3	73 786	90 551	86 633	6 818	70 308	86 633	(16 325)	-19%	86 633
Funded by:										
National Government		-	31 318	31 318	2 580	29 500	31 318	(1 818)	-6%	31 318
Provincial Government		736	-	1 400	-	-	1 400	(1 400)	-100%	1 400
District Municipality		-	-	-	-	-	-	-	-	-
Transfers and subsidies - capital (monetary allocations) (Nat / Prov Departm Agencies, Households, Non-profit Institutions, Private Enterprises, Public Corporatons, Higher Educ Institutions)		-	-	-	-	-	-	-	-	-
Transfers recognised - capital		736	31 318	32 718	2 580	29 500	32 718	(3 218)	-10%	32 718
Borrowing	6	-	-	-	-	-	-	-	-	-
Internally generated funds		14 522	59 233	53 915	4 238	40 808	53 915	(13 107)	-24%	53 915
Total Capital Funding	7	15 257	90 551	86 633	6 818	70 308	86 633	(16 325)	-19%	86 633

KZN436 Dr Nkosazana Dlamini Zuma - Table C6 Monthly Budget Statement - Financial Position - M12 June

Description	Ref	2023/24	Budget Year 2024/25			
		Audited Outcome	Original Budget	Adjusted Budget	YearTD Actual	Full Year Forecast
R thousands						
ASSETS	1					
Current assets						
Cash and cash equivalents		139 440	42 327	85 877	135 031	85 877
Trade and other receivables from exchange transactions		2 978	4 728	4 283	4 917	4 283
Receivables from non-exchange transactions		51 335	62 858	67 225	59 666	67 225
Current portion of non-current receivables		-	-	-	-	-
Inventory		-	-	493	-	493
VAT		1 696	6 909	1 696	2 575	1 696
Other current assets		732	638	(363)	763	(363)
Total current assets		196 181	117 460	159 211	202 952	159 211
Non current assets						
Investments		-	-	-	-	-
Investment property		30 302	19 732	30 302	30 302	30 302
Property, plant and equipment		538 682	601 647	575 663	560 391	575 663
Biological assets		-	-	-	-	-
Living and non-living resources		-	-	-	-	-
Heritage assets		-	-	-	-	-
Intangible assets		855	2 393	980	1 236	980
Trade and other receivables from exchange transactions		-	-	-	-	-
Non-current receivables from non-exchange transactions		-	-	-	-	-
Other non-current assets		-	-	-	-	-
Total non current assets		569 839	623 771	606 945	591 929	606 945
TOTAL ASSETS		766 020	741 231	766 156	794 882	766 156
LIABILITIES						
Current liabilities						
Bank overdraft		-	-	-	-	-
Financial liabilities		264	233	264	120	264
Consumer deposits		(8)	(9)	(8)	(9)	(8)
Trade and other payables from exchange transactions		38 930	67 904	36 503	20 792	36 503
Trade and other payables from non-exchange transactions		(0)	5 824	(843)	2 948	(843)
Provision		9 075	13 113	10 620	9 075	10 620
VAT		(2 784)	4 349	(2 647)	26	(2 647)
Other current liabilities		-	-	-	-	-
Total current liabilities		45 476	91 414	43 889	32 952	43 889
Non current liabilities						
Financial liabilities		120	385	120	0	120
Provision		15 150	13 206	15 150	16 202	15 150
Long term portion of trade payables		-	-	-	-	-
Other non-current liabilities		8 076	6 918	8 076	8 076	8 076
Total non current liabilities		23 347	20 509	23 347	24 278	23 347
TOTAL LIABILITIES		68 823	111 923	67 235	57 230	67 235
NET ASSETS	2	697 197	629 309	698 921	737 651	698 921
COMMUNITY WEALTH/EQUITY						
Accumulated Surplus/(Deficit)		690 969	622 478	692 078	743 323	692 078
Reserves and funds		6 228	6 831	6 831	6 228	6 831
Other		-	-	-	-	-
TOTAL COMMUNITY WEALTH/EQUITY	2	697 197	629 309	698 908	749 551	698 908

KZN436 Dr Nkosazana Dlamini Zuma - Supporting Table SC2 Monthly Budget Statement - performance indicators - M12 June

Description of financial indicator	Basis of calculation	Ref	2023/24	Budget Year 2024/25			
			Audited Outcome	Original Budget	Adjusted Budget	YearTD Actual	Full Year Forecast
<u>Borrowing Management</u>							
Capital Charges to Operating Expenditure	Interest & principal paid/Operating Expenditure		0,9%	14,6%	17,3%	19,7%	17,3%
Borrowed funding of 'own' capital expenditure	Borrowings/Capital expenditure excl. transfers and grants		0,0%	0,0%	0,0%	0,0%	0,0%
<u>Safety of Capital</u>							
Debt to Equity	Loans, Accounts Payable, Overdraft & Tax Provision/ Funds & Reserves		6,8%	11,9%	6,4%	3,9%	6,4%
Gearing	Long Term Borrowing/ Funds & Reserves		1,9%	5,6%	1,8%	0,0%	1,8%
<u>Liquidity</u>							
Current Ratio	Current assets/current liabilities	1	431,4%	128,5%	362,8%	615,9%	362,8%
Liquidity Ratio	Monetary Assets/Current Liabilities		306,6%	46,3%	195,7%	409,8%	195,7%
<u>Revenue Management</u>							
Annual Debtors Collection Rate (Payment Level %)	Last 12 Mths Receipts/ Last 12 Mths Billing						
Outstanding Debtors to Revenue	Total Outstanding Debtors to Annual Revenue		20,8%	26,2%	27,1%	25,0%	27,1%
Longstanding Debtors Recovered	Debtors > 12 Mths Recovered/Total Debtors > 12 Months Old		0,0%	0,0%	0,0%	0,0%	0,0%
<u>Creditors Management</u>							
Creditors System Efficiency	% of Creditors Paid Within Terms (within MFMA s 65(e))						
<u>Funding of Provisions</u>							
Percentage Of Provisions Not Funded	Unfunded Provisions/Total Provisions						
<u>Other Indicators</u>							
Electricity Distribution Losses	% Volume (units purchased and generated less units sold)/units purchased and generated	2					
Water Distribution Losses	% Volume (units purchased and own source less units sold)/Total units purchased and own source	2					
Employee costs	Employee costs/Total Revenue - capital revenue		32,2%	39,5%	38,5%	33,6%	38,5%
Repairs & Maintenance	R&M/Total Revenue - capital revenue		6,7%	6,7%	5,3%	4,9%	5,3%
Interest & Depreciation	I&D/Total Revenue - capital revenue		19,3%	16,3%	19,3%	18,9%	19,3%
<u>IDP regulation financial viability indicators</u>							
i. Debt coverage	(Total Operating Revenue - Operating Grants)/Debt service payments due within financial year)						
ii. O/S Service Debtors to Revenue	Total outstanding service debtors/annual revenue received for services						
iii. Cost coverage	(Available cash + Investments)/monthly fixed operational expenditure						

KZN436 Dr Nkosazana Dlamini Zuma - Supporting Table SC6 Monthly Budget Statement - transfers and grant receipts - M12 June

Description	Ref	2023/24	Budget Year 2024/25							
		Audited Outcome	Original Budget	Adjusted Budget	Monthly Actual	YearTD Actual	YearTD Budget	YTD Variance	YTD Variance %	Full Year Forecast
R thousands										
RECEIPTS:	1,2									
Operating Transfers and Grants										
National Government:		4 062	3 732	3 732	–	5 132	3 732	1 400	37,5%	3 732
Expanded Public Works Programme Integrated Grant for Municipalities [Schedule 5B]		2 112	1 832	1 832	–	3 232	1 832	1 400	76,4%	1 832
Local Government Financial Management Grant [Schedule 5B]		1 950	1 900	1 900	–	1 900	1 900	–		1 900
Provincial Government:		6 169	4 873	4 873	9	4 886	4 873	13	0,3%	4 873
Specify (Add grant description)		3 223	–	–	–	4 873	–	4 873		–
Specify (Add grant description)		2 946	4 873	4 873	9	13	4 873	(4 860)	-99,7%	4 873
Total Operating Transfers and Grants	5	10 231	8 605	8 605	9	10 018	8 605	1 413	16,4%	8 605
Capital Transfers and Grants										
National Government:		24 154	31 718	31 718	–	31 318	31 718	(400)	-1,3%	31 718
Integrated National Electrification Programme (Municipal Grant) [Schedule 5B]		–	–	–	–	–	–	–		–
Municipal Infrastructure Grant [Schedule 5B]		24 154	31 718	31 718	–	31 318	31 718	(400)	-1,3%	31 718
Total Capital Transfers and Grants	5	24 154	31 718	31 718	–	31 318	31 718	(400)	-1,3%	31 718
TOTAL RECEIPTS OF TRANSFERS & GRANTS	5	34 385	40 323	40 323	9	41 336	40 323	1 013	2,5%	40 323

KZN436 Dr Nkosazana Dlamini Zuma - Supporting Table SC7(1) Monthly Budget Statement - transfers and grant expenditure - M12 June

Description	Ref	2023/24	Budget Year 2024/25							
		Audited Outcome	Original Budget	Adjusted Budget	Monthly Actual	YearTD Actual	YearTD Budget	YTD Variance	YTD Variance %	Full Year Forecast
R thousands										
<u>EXPENDITURE</u>										
<u>Operating expenditure of Transfers and Grants</u>										
National Government:		4 128	(3 732)	(3 732)	(1)	3 456	(3 732)	7 188	-192,6%	(3 732)
Expanded Public Works Programme Integrated Grant for Municipalities [Schedule 5B]		2 178	(1 832)	(1 832)	–	1 832	(1 832)	3 664	-200,0%	(1 832)
Local Government Financial Management Grant [Schedule 5B]		1 950	(1 900)	(1 900)	(1)	1 624	(1 900)	3 524	-185,5%	(1 900)
Provincial Government:		10 324	(4 873)	(4 873)	–	4 873	(4 873)	9 746	-200,0%	(4 873)
Specify (Add grant description)		1 223	(1 797)	(1 797)	–	1 797	(1 797)	3 594	-200,0%	(1 797)
Specify (Add grant description)		2 946	(3 076)	(3 076)	–	3 076	(3 076)	6 152	-200,0%	(3 076)
Specify (Add grant description)		531	–	–	–	–	–	–	–	–
Specify (Add grant description)		5 624	–	–	–	–	–	–	–	–
Total operating expenditure of Transfers and Grants:		14 452	(8 605)	(8 605)	(1)	8 329	(8 605)	16 934	-196,8%	(8 605)
<u>Capital expenditure of Transfers and Grants</u>										
National Government:		29 654	(31 718)	(32 718)	–	30 778	(32 718)	63 496	-194,1%	(32 718)
Integrated National Electrification Programme (Municipal Grant) [Schedule 5B]		–	–	–	–	–	–	–	–	–
Municipal Infrastructure Grant [Schedule 5B]		29 654	(31 718)	(32 718)	–	30 778	(32 718)	63 496	-194,1%	(32 718)
Provincial Government:		2 200	–	–	–	–	–	–	–	–
Specify (Add grant description)		2 200	–	–	–	–	–	–	–	–
Total capital expenditure of Transfers and Grants		31 854	(31 718)	(32 718)	–	30 778	(32 718)	63 496	-194,1%	(32 718)
TOTAL EXPENDITURE OF TRANSFERS AND GRANTS		46 306	(40 323)	(41 323)	(1)	39 107	(41 323)	80 430	-194,6%	(41 323)

KZN436 Dr Nkosazana Dlamini Zuma - Supporting Table SC8 Monthly Budget Statement - councillor and staff benefits - M12 June

Summary of Employee and Councillor remuneration	Ref	2023/24	Budget Year 2024/25							
		Audited Outcome	Original Budget	Adjusted Budget	Monthly Actual	YearTD Actual	YearTD Budget	YTD Variance	YTD Variance %	Full Year Forecast
R thousands										
	1	A	B	C						D
Councillors (Political Office Bearers plus Other)										
Basic Salaries and Wages		9 278	9 420	10 861	760	9 432	10 861	(1 429)	-13%	10 861
Pension and UIF Contributions		1 144	1 265	1 265	102	1 198	1 265	(67)	-5%	1 265
Motor Vehicle Allowance		743	949	949	66	795	949	(154)	-16%	949
Cellphone Allowance		1 332	1 424	1 424	108	1 326	1 424	(98)	-7%	1 424
Sub Total - Councillors		12 498	13 057	14 499	1 036	12 750	14 499	(1 748)	-12%	14 499
% increase	4		4,5%	16,0%						16,0%
Senior Managers of the Municipality	3									
Basic Salaries and Wages		6 669	5 620	5 620	654	6 347	5 620	728	13%	5 620
Pension and UIF Contributions		238	194	194	22	265	194	71	37%	194
Medical Aid Contributions		30	91	91	3	43	91	(48)	-52%	91
Performance Bonus		117	552	552	–	54	552	(498)	-90%	552
Motor Vehicle Allowance		480	587	587	46	557	587	(30)	-5%	587
Housing Allowances		7	–	–	2	21	–	21	–	–
Other benefits and allowances		43	101	101	13	61	101	(40)	-39%	101
Sub Total - Senior Managers of Municipality		7 582	7 144	7 144	740	7 349	7 144	205	3%	7 144
% increase	4		-5,8%	-5,8%						-5,8%
Other Municipal Staff										
Basic Salaries and Wages		54 888	66 792	65 350	4 827	57 725	65 350	(7 625)	-12%	65 350
Pension and UIF Contributions		9 358	11 283	11 283	820	9 668	11 283	(1 615)	-14%	11 283
Medical Aid Contributions		3 805	4 340	4 340	342	4 002	4 340	(337)	-8%	4 340
Overtime		3 191	4 678	4 678	260	3 087	4 678	(1 590)	-34%	4 678
Performance Bonus		1 602	1 869	1 869	–	1 521	1 869	(348)	-19%	1 869
Housing Allowances		164	494	494	17	186	494	(308)	-62%	494
Other benefits and allowances		3 314	4 116	4 116	72	3 532	4 116	(583)	-14%	4 116
Long service awards		402	421	421	16	409	421	(12)	-3%	421
Post-retirement benefit obligations		790	1 600	1 124	–	359	1 124	(765)	-68%	1 124
Sub Total - Other Municipal Staff		77 513	95 592	93 675	6 355	80 491	93 675	(13 184)	-14%	93 675
% increase	4		23,3%	20,9%						20,9%
Total Parent Municipality		97 593	115 794	115 318	8 130	100 590	115 318	(14 728)	-13%	115 318
Unpaid salary, allowances & benefits in arrears:										
TOTAL SALARY, ALLOWANCES & BENEFITS		97 593	115 794	115 318	8 130	100 590	115 318	(14 728)	-13%	115 318
% increase	4		18,6%	18,2%						18,2%
TOTAL MANAGERS AND STAFF		85 095	102 736	100 819	7 095	87 840	100 819	(12 980)	-13%	100 819

KZN436 Dr Nkosazana Dlamini Zuma - Supporting Table SC9 Monthly Budget Statement - actuals and revised targets for cash receipts - M12 June

Description	Ref	Budget Year 2024/25												2024/25 Medium Term Revenue & Expenditure Framework		
		July Outcome	August Budget	September Budget	October Budget	November Budget	December Budget	January Budget	February Budget	March Budget	April Budget	May Budget	June Budget	Budget Year 2024/25	Budget Year +1 2025/26	Budget Year +2 2026/27
R thousands	1															
Cash Receipts By Source																
Property rates		–	2 831	2 831	2 831	2 831	2 831	2 831	2 831	2 831	2 831	2 831	5 662	33 969	35 532	37 166
Service charges - Waste Mangement		–	340	340	340	340	340	340	340	340	340	340	681	4 085	4 275	4 471
Rental of facilities and equipment		–	151	151	151	151	151	151	151	151	151	151	302	1 811	1 894	1 981
Interest earned - external investments		–	1 336	1 336	1 336	1 336	1 336	1 336	1 336	1 336	1 336	1 336	2 671	16 027	16 764	17 535
Licences and permits		–	97	97	97	97	97	97	97	97	97	97	195	1 169	1 223	1 279
Transfers and Subsidies - Operational		–	15 344	15 344	15 344	15 344	15 344	15 344	15 344	15 344	15 344	15 344	30 689	184 131	176 312	170 543
Other revenue		–	2 638	2 638	2 638	2 638	2 638	2 638	2 638	2 638	2 638	2 638	5 275	31 652	27 500	28 826
Cash Receipts by Source		–	22 737	22 737	22 737	22 737	22 737	22 737	22 737	22 737	22 737	22 737	45 474	272 843	263 499	261 802
Other Cash Flows by Source																
Transfers and subsidies - capital (monetary allocations) (National / VAT Control (receipts)		–	2 643	2 643	2 643	2 643	2 643	2 643	2 643	2 643	2 643	2 643	5 286	31 718	32 694	35 256
Decrease (increase) in non-current receivables		2 492	2 492	2 492	2 492	2 492	2 492	2 492	2 492	2 492	2 492	2 492	2 492	29 899	25 667	26 909
Decrease (increase) in non-current investments		–	–	–	–	–	–	–	–	–	–	–	–	–	–	–
Total Cash Receipts by Source		2 492	27 872	27 872	27 872	27 872	27 872	27 872	27 872	27 872	27 872	27 872	53 252	334 461	321 861	323 967
Cash Payments by Type																
Employee related costs		2 035	14 093	14 093	14 093	14 093	14 093	14 093	14 093	14 093	14 093	14 093	26 152	169 119	170 349	178 186
Interest		–	88	88	88	88	88	88	88	88	88	88	176	1 057	1 148	1 200
Acquisitions - water & other inventory		–	663	663	663	663	663	663	663	663	663	663	1 326	7 959	8 996	9 410
Contracted services		3 902	6 267	6 267	6 267	6 267	6 267	6 267	6 267	6 267	6 267	6 267	8 633	75 206	70 497	72 989
Cash Payments by Type		5 937	21 112	21 112	21 112	21 112	21 112	21 112	21 112	21 112	21 112	21 112	36 287	253 340	250 990	261 785
Other Cash Flows/Payments by Type																
Other Cash Flows/Payments		–	93	93	93	93	93	93	93	93	93	93	185	1 111	1 162	1 215
Total Cash Payments by Type		5 937	21 204	21 204	21 204	21 204	21 204	21 204	21 204	21 204	21 204	21 204	36 472	254 451	252 151	263 000
NET INCREASE/(DECREASE) IN CASH HELD		(3 445)	6 667	6 667	6 667	6 667	6 667	6 667	6 667	6 667	6 667	6 667	16 780	80 010	69 709	60 967
Cash/cash equivalents at the month/year beginning:		–	(3 445)	3 223	9 890	16 558	23 225	29 893	36 560	43 228	49 895	56 563	63 230	–	80 010	149 719
Cash/cash equivalents at the month/year end:		(3 445)	3 223	9 890	16 558	23 225	29 893	36 560	43 228	49 895	56 563	63 230	80 010	80 010	149 719	210 686

KZN436 Dr Nkosazana Dlamini Zuma - Supporting Table SC12 Monthly Budget Statement - capital expenditure trend - M12 June

Month	2023/24	Budget Year 2024/25							
	Audited Outcome	Original Budget	Adjusted Budget	Monthly Actual	YearTD Actual	YearTD Budget	YTD Variance	YTD Variance %	% spend of Original Budget
R thousands									
Monthly expenditure performance trend									
July	1 075	7 546	7 178	266	266	7 178	6 912	96,3%	0%
August	2 548	7 546	7 178	4 172	4 438	14 355	9 918	69,1%	5%
September	3 844	7 546	7 178	7 427	11 865	21 533	9 668	44,9%	13%
October	4 612	7 546	7 178	5 837	17 702	28 711	11 009	38,3%	20%
November	9 480	7 546	7 178	6 442	24 144	35 889	11 745	32,7%	27%
December	5 854	7 546	7 178	6 986	31 130	43 066	11 937	27,7%	34%
January	965	7 546	7 178	3 225	34 355	50 244	15 889	31,6%	38%
February	6 045	7 546	7 178	4 627	38 982	57 422	18 440	32,1%	43%
March	7 437	7 546	7 178	13 539	52 521	64 600	12 078	18,7%	58%
April	2 850	7 546	7 178	5 059	57 580	71 777	14 197	19,8%	64%
May	9 014	7 546	7 178	5 910	63 490	78 955	15 465	19,6%	70%
June	20 062	7 546	7 678	6 818	70 308	86 633	16 325	18,8%	78%
Total Capital expenditure	73 786	90 551	86 633	70 308					

KZN436 Dr Nkosazana Dlamini Zuma - Supporting Table SC13a Monthly Budget Statement - capital expenditure on new assets by asset class - M12 June

Description	Ref	2023/24	Budget Year 2024/25							
		Audited Outcome	Original Budget	Adjusted Budget	Monthly Actual	YearTD Actual	YearTD Budget	YTD Variance	YTD Variance %	Full Year Forecast
R thousands	1									
Capital expenditure on new assets by Asset Class/Sub-class										
Infrastructure		–	17 929	15 622	1 572	12 313	15 622	(3 309)	-21,2%	15 622
Roads Infrastructure		–	14 729	13 061	1 572	10 423	13 061	(2 638)	-20,2%	13 061
Roads		–	13 929	12 661	1 572	10 423	12 661	(2 238)	-17,7%	12 661
Road Furniture		–	800	400	–	–	400	(400)	-100,0%	400
Storm water Infrastructure		–	500	–	–	–	–	–		–
Drainage Collection		–	500	–	–	–	–	–		–
Electrical Infrastructure		–	2 700	2 561	–	1 889	2 561	(671)	-26,2%	2 561
Power Plants		–	–	–	–	–	–	–		–
HV Substations		–	–	–	–	–	–	–		–
HV Switching Station		–	2 700	2 561	–	1 889	2 561	(671)	-26,2%	2 561
Community Assets		–	30 089	29 268	1 869	27 091	29 268	(2 177)	-7,4%	29 268
Community Facilities		–	22 573	24 381	156	23 000	24 381	(1 381)	-5,7%	24 381
Halls		–	9 239	9 962	–	9 207	9 962	(755)	-7,6%	9 962
Centres		–	–	–	–	–	–	–		–
Crèches		–	10 735	12 049	156	11 741	12 049	(308)	-2,6%	12 049
Libraries		–	300	300	–	38	300	(262)	-87,2%	300
Public Ablution Facilities		–	2 000	1 700	–	1 783	1 700	83	4,9%	1 700
Markets		–	–	100	–	–	100	(100)	-100,0%	100
Taxi Ranks/Bus Terminals		–	300	270	–	231	270	(40)	-14,6%	270
Capital Spares		–	–	–	–	–	–	–		–
Sport and Recreation Facilities		–	7 516	4 887	1 713	4 091	4 887	(796)	-16,3%	4 887
Indoor Facilities		–	–	–	–	–	–	–		–
Outdoor Facilities		–	7 516	4 887	1 713	4 091	4 887	(796)	-16,3%	4 887
Capital Spares		–	–	–	–	–	–	–		–
Other assets		–	6 215	5 206	477	3 942	5 206	(1 264)	-24,3%	5 206
Operational Buildings		–	6 215	5 206	477	3 942	5 206	(1 264)	-24,3%	5 206
Municipal Offices		–	5 915	4 934	477	3 670	4 934	(1 264)	-25,6%	4 934
Capital Spares		–	300	271	–	271	271	(0)	0,0%	271
Intangible Assets		1 260	1 228	1 228	–	1 571	1 228	343	27,9%	1 228
Servitudes		–	–	–	–	–	–	–		–
Licences and Rights		1 260	1 228	1 228	–	1 571	1 228	343	27,9%	1 228
Computer Software and Applications		1 171	1 108	1 108	–	1 473	1 108	365	33,0%	1 108
Unspecified		89	120	120	–	98	120	(22)	-18,6%	120
Computer Equipment		1 380	1 246	1 338	398	1 143	1 338	(196)	-14,6%	1 338
Computer Equipment		1 380	1 246	1 338	398	1 143	1 338	(196)	-14,6%	1 338
Furniture and Office Equipment		3 455	2 320	3 118	581	1 309	3 118	(1 808)	-58,0%	3 118
Furniture and Office Equipment		3 455	2 320	3 118	581	1 309	3 118	(1 808)	-58,0%	3 118
Machinery and Equipment		832	4 315	4 561	298	1 488	4 561	(3 073)	-67,4%	4 561
Machinery and Equipment		832	4 315	4 561	298	1 488	4 561	(3 073)	-67,4%	4 561
Transport Assets		8 331	9 765	10 733	583	10 376	10 733	(358)	-3,3%	10 733
Transport Assets		8 331	9 765	10 733	583	10 376	10 733	(358)	-3,3%	10 733
Total Capital Expenditure on new assets	1	15 257	73 107	71 074	5 779	59 231	71 074	11 842	16,7%	71 074

KZN436 Dr Nkosazana Dlamini Zuma - Supporting Table SC13b Monthly Budget Statement - capital expenditure on renewal of existing assets by asset class - M12										
Description	Ref	2023/24	Budget Year 2024/25							
		Audited Outcome	Original Budget	Adjusted Budget	Monthly Actual	YearTD Actual	YearTD Budget	YTD Variance	YTD Variance %	Full Year Forecast
R thousands	1									
Capital expenditure on renewal of existing assets by Asset Class/Sub-class										
Infrastructure		-	6 700	3 545	-	429	3 545	(3 116)	-87,9%	3 545
Roads Infrastructure		-	6 700	3 545	-	429	3 545	(3 116)	-87,9%	3 545
Roads		-	6 700	3 545	-	429	3 545	(3 116)	-87,9%	3 545
Total Capital Expenditure on renewal of existing assets	1	-	6 700	3 545	-	429	3 545	3 116	87,9%	3 545

KZN436 Dr Nkosazana Dlamini Zuma - Supporting Table SC13c Monthly Budget Statement - expenditure on repairs and maintenance by asset class - M12

Description	Ref	2023/24	Budget Year 2024/25							
		Audited Outcome	Original Budget	Adjusted Budget	Monthly Actual	YearTD Actual	YearTD Budget	YTD Variance	YTD Variance %	Full Year Forecast
R thousands	1									
Repairs and maintenance expenditure by Asset Class/Sub-class										
Infrastructure		9 110	7 500	7 500	2	6 814	7 500	(686)	-9,2%	7 500
Roads Infrastructure		9 110	7 500	7 500	2	6 814	7 500	(686)	-9,2%	7 500
Roads		–	–	–	–	–	–	–	–	–
Road Structures		9 110	7 500	7 500	2	6 814	7 500	(686)	-9,2%	7 500
Community Assets		3 117	4 200	1 536	–	614	1 536	(921)	-60,0%	1 536
Community Facilities		3 117	4 200	1 536	–	614	1 536	(921)	-60,0%	1 536
Halls		3 117	3 900	1 386	–	614	1 386	(771)	-55,7%	1 386
Cemeteries/Crematoria		–	300	150	–	–	150	(150)	-100,0%	150
Other assets		1 708	2 000	1 400	–	789	1 400	(611)	-43,7%	1 400
Operational Buildings		1 708	2 000	1 400	–	789	1 400	(611)	-43,7%	1 400
Municipal Offices		1 708	2 000	1 400	–	789	1 400	(611)	-43,7%	1 400
Computer Equipment		11	66	66	–	16	66	(50)	-75,5%	66
Computer Equipment		11	66	66	–	16	66	(50)	-75,5%	66
Machinery and Equipment		188	750	606	–	213	606	(393)	-64,8%	606
Machinery and Equipment		188	750	606	–	213	606	(393)	-64,8%	606
Transport Assets		3 674	2 771	2 911	958	4 436	2 911	1 526	52,4%	2 911
Transport Assets		3 674	2 771	2 911	958	4 436	2 911	1 526	52,4%	2 911
Total Repairs and Maintenance Expenditure	1	17 808	17 287	14 018	960	12 883	14 018	1 135	8,1%	14 018

KZN436 Dr Nkosazana Dlamini Zuma - Supporting Table SC13d Monthly Budget Statement - depreciation by asset class - M12 June

Description	Ref	2023/24	Budget Year 2024/25							
		Audited Outcome	Original Budget	Adjusted Budget	Monthly Actual	YearTD Actual	YearTD Budget	YTD Variance	YTD Variance %	Full Year Forecast
R thousands	1									
<u>Depreciation by Asset Class/Sub-class</u>										
<u>Infrastructure</u>		25 392	20 256	24 317	–	24 401	24 317	84	0,3%	24 317
Roads Infrastructure		25 392	20 256	24 317	–	24 401	24 317	84	0,3%	24 317
Roads		25 392	20 256	24 317	–	24 401	24 317	84	0,3%	24 317
<u>Community Assets</u>		10 989	10 423	11 354	–	10 411	11 354	(944)	-8,3%	11 354
Community Facilities		10 989	10 423	11 354	–	10 411	11 354	(944)	-8,3%	11 354
Halls		10 989	10 423	11 354	–	10 411	11 354	(944)	-8,3%	11 354
<u>Other assets</u>		2 136	2 127	2 141	–	2 008	2 141	(133)	-6,2%	2 141
Operational Buildings		2 136	2 127	2 141	–	2 008	2 141	(133)	-6,2%	2 141
Municipal Offices		2 136	2 127	2 141	–	2 008	2 141	(133)	-6,2%	2 141
<u>Intangible Assets</u>		823	463	1 222	–	1 190	1 222	(33)	-2,7%	1 222
Servitudes		–	–	–	–	–	–	–	–	–
Licences and Rights		823	463	1 222	–	1 190	1 222	(33)	-2,7%	1 222
Computer Software and Applications		823	463	1 222	–	1 190	1 222	(33)	-2,7%	1 222
<u>Computer Equipment</u>		846	854	1 212	–	1 147	1 212	(65)	-5,3%	1 212
Computer Equipment		846	854	1 212	–	1 147	1 212	(65)	-5,3%	1 212
<u>Furniture and Office Equipment</u>		754	924	1 720	–	1 562	1 720	(158)	-9,2%	1 720
Furniture and Office Equipment		754	924	1 720	–	1 562	1 720	(158)	-9,2%	1 720
<u>Machinery and Equipment</u>		1 767	1 591	1 873	–	1 726	1 873	(147)	-7,9%	1 873
Machinery and Equipment		1 767	1 591	1 873	–	1 726	1 873	(147)	-7,9%	1 873
<u>Transport Assets</u>		5 850	4 594	5 686	–	5 773	5 686	86	1,5%	5 686
Transport Assets		5 850	4 594	5 686	–	5 773	5 686	86	1,5%	5 686
Total Depreciation	1	48 555	41 231	49 526	–	48 217	49 526	1 309	2,6%	49 526

KZN436 Dr Nkosazana Dlamini Zuma - Supporting Table SC13e Monthly Budget Statement - capital expenditure on upgrading of existing assets by asset class

Description	Ref	2023/24	Budget Year 2024/25							
		Audited Outcome	Original Budget	Adjusted Budget	Monthly Actual	YearTD Actual	YearTD Budget	YTD Variance	YTD Variance %	Full Year Forecast
R thousands	1									
Capital expenditure on upgrading of existing assets by Asset Class/Sub-class										
Infrastructure		–	10 094	11 465	950	10 559	11 465	(906)	-7,9%	11 465
Roads Infrastructure		–	10 094	11 465	950	10 559	11 465	(906)	-7,9%	11 465
Roads		–	10 094	11 465	950	10 559	11 465	(906)	-7,9%	11 465
Community Assets		58 528	–	–	–	–	–	–		–
Community Facilities		–	–	–	–	–	–	–		–
Sport and Recreation Facilities		58 528	–	–	–	–	–	–		–
Outdoor Facilities		58 528	–	–	–	–	–	–		–
Furniture and Office Equipment		–	650	550	89	89	550	(461)	-83,9%	550
Furniture and Office Equipment		–	650	550	89	89	550	(461)	-83,9%	550
Total Capital Expenditure on upgrading of existing assets	1	58 528	10 744	12 015	1 039	10 647	12 015	1 367	11,4%	12 015

DR NKOSAZANA DLAMINI ZUMA MUNICIPALITY
INVESTMENT REGISTER 2024/2025 AS AT 30 JUNE 2025

Ukey	Description	Account number	Opening balance 01-Jul-24	Invested as at 30-Jun-25	Withdrawals as at 30-Jun-25	Bank Charges	Interest capitalised 30-Jun-25	Closing Balance as per Bank Statement 30-Jun-25	Closing Balance as per Main Ledger 30-Jun-25	%
20170622048916	FNB 32 DAY FLEXI NOTICE	74165605518	1 057 759,70	-	-	-	87 292,40	1 145 052,10	1 145 052,10	1%
20170622047265	FNB BANK INVESTMENT	62008452071	787 184,53	179 142 000,00	174 700 000,00	-	1 466 537,40	6 695 721,93	6 695 721,93	6%
20170622034426	FNB CALL ACCOUNT	63060516756	5 546,72	-	-	-	402,67	5 949,39	5 949,39	0%
20170622034418	FNB FIXED DEPOSIT	76204802667	21 329 906,09	-	22 029 062,05	-	699 155,96	0,00	0,00	0%
20170622034636	FNB CALL ACCOUNT	63088927886	6 222 470,34	4 005 769,18	5 632 700,00	-	392 705,45	4 988 244,97	4 988 244,97	5%
20170622047324	FNB CALL ACCOUNT	76206036280	6 483 608,08	20 000 000,00	20 000 000,00	-	491 559,61	6 975 167,69	6 975 167,69	7%
20170622039100	NEDBANK NOTICE DEPOSIT	037881098635/0000052	5 484 421,38	-	2 700 000,00	-	357 403,55	3 141 824,93	3 141 824,93	3%
20210301061157	NEDBANK NOTICE DEPOSIT	037881098635/0000058	22 347 910,85	-	20 127 397,26	-	1 953 838,13	24 301 748,98	24 301 748,98	23%
20170622034472	NEDBANK FIXED DEPOSIT	037881098635/0000059	-	20 000 000,00	-	-	127 397,26	0,00	0,00	0%
20170622034524	NEDBANK FIXED DEPOSIT	037881098635/0000060	-	20 127 397,26	20 131 257,31	-	3 860,05	0,00	0,00	0%
20170622035122	STANDARD BANK	4787359950-035	36,20	-	-	-	-	36,20	36,20	0%
20170622049531	STANDARD BANK	4787359950-024	37 913 890,01	-	-	-	3 814 690,11	41 728 580,12	41 728 580,12	40%
20170622049687	STANDARD BANK	4787359950-023	-	20 127 397,26	20 286 692,14	-	159 294,88	0,00	0,00	0%
20170622040854	ABSA BUSINESS BANK	93-7405-3205	2 215 574,52	-	-	-	197 931,13	2 413 155,65	2 413 155,65	2%
20170622034467	ABSA BUSINESS BANK	2081543530	30 703 989,04	-	20 000 000,00	-	1 428 556,13	12 132 545,17	12 132 545,17	12%
20170622034462	ABSA BUSINESS BANK	2081693854	-	30 000 000,00	32 420 121,14	-	2 420 121,14	-	-	0%
TOTAL			134 552 297,46	293 402 563,70	338 027 229,90	- 350,00	13 600 745,87	103 528 027,13	103 528 027,13	100%

BALANCE AS PER AFS 2023/2024

Cash and Cash Equivalent

Accrued interest	Opening Balance 01-07-2024	Interest capitalised 30-06-2025	Closing Balance as 30-06-2025
Interest on Primary bank account	4 881 932,94	434 502,37	29 795 188,68
Total	139 434 230,40	14 035 248,24	133 323 215,81

FNB	19 810 136,08
NED BANK	27 443 573,91
STANDARD BANK	41 728 616,32
ABSA BUSINESS BANK	14 545 700,82
TOTAL	103 528 027,13

INVESTMENT ANALYSIS



Prepared by: **Z.G Mkhize**

Signature: *[Signature]* Date: 02/07/2025

Approved by: **N.I Wela**

Signature: *[Signature]* Date: 02/07/2025



9803

DR NKOSAZANA DLAMINI ZUMA LOCAL
1 MAIN RD
CREIGHTON
3263

✉ Business Investment Desk Branch
 1 First Place, Mezzanine Fl, Bank City
 P.O. Box 1153
 Johannesburg, 2000

e-Mail ipp@fnb.co.za

Web fnb.co.za

Branch Code 00878

Tax Invoice/Statement Number 95

Customer VAT Reg. No. Not Provided
 Bank VAT Reg. No. 4210102051
 Product 32 Day Flexi Notice
 Account Number 74165605518
 Statement Period 31 May 2025 to 30 June 2025

Date	Description	Amount	Balance
Opening Balance as at 31 May 2025		ZAR	1 138 083.29 Cr
30 Jun 2025	Interest payment generated	6 968.81 Cr	1 145 052.10 Cr
Closing Balance as at 30 June 2025		ZAR	1 145 052.10 Cr

If there is an entry on your statement you wish to query, please contact your nearest FNB branch or FNB Telephone Banking Enquiries at 087 320 4321 as soon as possible, preferably within 30 days, in order that it may be investigated.

First National Bank - a Division of FirstRand Bank Limited. Reg No. 1929/001225/06.
 An Authorised Financial Services and Credit Provider (NCRCP20).

The VAT rate has increased from 14% to 15% from 1 April 2018.

Inclusive of VAT @ 15.00%
 Total VAT included on this statement R0.00
 Total Bank Charges R0.00



BBST268 078563

DR NKOSAZANA DLAMINI ZUMA LOCAL
MUNICIPALITY
P O BOX 62
CREIGHTON
3263
XABAN@NDZ.GOV.ZA

✉ P.O. Box 1153
Johannesburg, 2000
Street Address Business Investment Desk Branch
1 First Place, Mezzanine Fl, Bank City
Universal Branch Code 250655
🌐 fnb.co.za
Lost Cards 087-575-9444
Account Enquiries 087-320-4321
Relationship Manager Mlungiseleli Mnyani (031) 581 9765
☎ (031) 581-9765

Customer VAT Registration Number Not Provided
Bank VAT Registration Number 4210102051

Money On Call : 62008452071
Tax Invoice/Statement Number : 268
Statement Period : 31 May 2025 to 30 June 2025
Statement Date : 30 June 2025

Statement Balances		Bank Charges		Interest Rate	
Opening Balance	5,636,729.45 Cr	Service Fees	0.00	Credit Rate**	Tiered
Closing Balance	6,695,721.93 Cr	Cash Deposit Fees	0.00	Debit Rate (Non-NCA)	0.00%
# Inclusive of VAT @ 15.00%	0.00	Cash Handling Fees	0.00		
Total VAT (ZAR)	0.00	Other Fees	0.00		

Transactions in RAND (ZAR)

Date	Description	Amount	Balance	Accrued Bank Charges
04 Jun	FNB OB Trf FNB OB Trf 000000192 Main Account Dr Nkos	4,000,000.00	1,636,729.45 Cr	
05 Jun	FNB OB Trf FNB OB Trf Trans From 999	15,000,000.00 Cr	16,636,729.45 Cr	
24 Jun	FNB OB Trf FNB OB Trf 000000183 Trans From M.Market	10,000,000.00	6,636,729.45 Cr	
30 Jun	Int On Credit Balance	58,992.48 Cr	6,695,721.93 Cr	

Closing Balance

6,695,721.93 Cr

Interest on Credit Balance**

1.00 - 4,999.00	0.00%	5,000.00 - 19,999.00	4.00%	20,000.00 - 49,999.00	5.25%
50,000.00 - 99,999.00	5.35%	100,000.00 +	5.50%		

Turnover for Statement Period

No. Credit Transactions 2	15,058,992.48 Cr
No. Debit Transactions 2	14,000,000.00 Dr

Please contact us within 30 days from your statement date, should you wish to query an entry on this statement (incl. card transactions done during this statement period, but not yet reflecting). Should we not hear from you, we will assume that you have received the statement and that it is correct.

For more information on your Pricing Option, please contact us or visit our website.

First National Bank - a division of FirstRand Bank Limited. Registration Number 1929/001225/06. An Authorised Financial Services and Credit Provider (NCRCP20).
On 30 May 2025, the Prime Lending Rate changed to 10.75%. This may impact the rate on any of your credit facilities.

Branch Number	Account Number	Date	DDA 67/00/CA/KY/KY/PA/B9/M6/DM/N	FN
878	62008452071	2025/06/30	MONEY ON CALL	



BBST25 083813

*DR NKOSAZANA DLAMINI ZUMA LOCAL
MUNICIPALITY
P O BOX 62
CREIGHTON
3263
BLOSEN@NDZ.GOV.ZA

☑ P.O. Box 1153
Johannesburg, 2000
Street Address Business Investment Desk Branch
1 First Place, Mezzanine Fl, Bank City
Universal Branch Code 250655
🌐 fnb.co.za
Lost Cards 087-575-9444
Account Enquiries 087-320-4321
Relationship Manager Mlungiseleli Mnyani (031) 581 9765
☎ (031) 581-9765

Customer VAT Registration Number Not Provided
Bank VAT Registration Number 4210102051

Call Account : 63060516756

Tax Invoice/Statement Number : 25
Statement Period : 31 May 2025 to 30 June 2025
Statement Date : 30 June 2025

Statement Balances		Bank Charges		Interest Rate	
Opening Balance	5,917.78 Cr	Service Fees	0.00	Credit Rate**	Tiered
Closing Balance	5,949.39 Cr	Cash Deposit Fees	0.00	Debit Rate (Non-NCA)	0.00%
# Inclusive of VAT @ 15.00%	0.00	Cash Handling Fees	0.00		
Total VAT (ZAR)	0.00	Other Fees	0.00		

Transactions in RAND (ZAR)

Date	Description	Amount	Balance	Accrued Bank Charges
30 Jun	Int On Credit Balance	31.61 Cr	5,949.39 Cr	

Closing Balance**5,949.39 Cr****Turnover for Statement Period**

No. Credit Transactions	1	31.61 Cr
No. Debit Transactions	0	0.00

Please contact us within 30 days from your statement date, should you wish to query an entry on this statement (incl. card transactions done during this statement period, but not yet reflecting). Should we not hear from you, we will assume that you have received the statement and that it is correct.

For more information on your Pricing Option, please contact us or visit our website.

**For the latest Credit Rates on product, please go to fnb.co.za

First National Bank - a division of FirstRand Bank Limited. Registration Number 1929/001225/06. An Authorised Financial Services and Credit Provider (NCRCP20).
On 30 May 2025, the Prime Lending Rate changed to 10.75%. This may impact the rate on any of your credit facilities.

Branch Number	Account Number	Date	DDA PB/00/CA/KY/KY/MM/B9/C3/DM/N	FN
878	63060516756	2025/06/30	CALL ACCOUNT	



BBST18 084086

*DR NKOSAZANA DLAMINI ZUMA LOCAL
MUNICIPALITY
P O BOX 62
CREIGHTON
3263
MTUNGWAP@NDZ.GOV.ZA

✉ P.O. Box 1153
Johannesburg, 2000
Street Address Business Investment Desk Branch
1 First Place, Mezzanine Fl, Bank City
Universal Branch Code 250655
🌐 fnb.co.za
Lost Cards 087-575-9444
Account Enquiries 087-320-4321
Relationship Manager Mlungiseleli Mnyani (031) 581 9765
☎ (031) 581-9765

Customer VAT Registration Number Not Provided
Bank VAT Registration Number 4210102051

Call Account : 63088927886
Tax Invoice/Statement Number : 18
Statement Period : 31 May 2025 to 30 June 2025
Statement Date : 30 June 2025

Statement Balances		Bank Charges		Interest Rate	
Opening Balance	4,961,737.06 Cr	Service Fees	0.00	Credit Rate**	Tiered
Closing Balance	4,988,244.97 Cr	Cash Deposit Fees	0.00	Debit Rate (Non-NCA)	0.00%
# Inclusive of VAT @ 15.00%	0.00	Cash Handling Fees	0.00		
Total VAT (ZAR)	0.00	Other Fees	0.00		

Transactions in RAND (ZAR)

Date	Description	Amount	Balance	Accrued Bank Charges
30 Jun	Int On Credit Balance	26,507.91 Cr	4,988,244.97 Cr	

Closing Balance

4,988,244.97 Cr

Turnover for Statement Period

No. Credit Transactions	1	26,507.91 Cr
No. Debit Transactions	0	0.00

Please contact us within 30 days from your statement date, should you wish to query an entry on this statement (incl. card transactions done during this statement period, but not yet reflecting). Should we not hear from you, we will assume that you have received the statement and that it is correct.

For more information on your Pricing Option, please contact us or visit our website.

**For the latest Credit Rates on product, please go to fnb.co.za

First National Bank - a division of FirstRand Bank Limited. Registration Number 1929/001225/06. An Authorised Financial Services and Credit Provider (NCRCP20).
On 30 May 2025, the Prime Lending Rate changed to 10.75%. This may impact the rate on any of your credit facilities.

Branch Number	Account Number	Date	DDA PB/00/CA/KY/KY/MM/B9/C3/DM/N	FN
878	63088927886	2025/06/30	CALL ACCOUNT	



36186

***DR NKOSAZANA DLAMINI ZUMA LOCAL**
P O BOX 62
CREIGHTON
3263

✉ Business Investment Desk Branch
 1 First Place, Mezzanine Fl, Bank City
 P.O. Box 1153
 Johannesburg, 2000

e-Mail ipp@fnb.co.za

Web fnb.co.za

Branch Code 00878

Tax Invoice/Statement Number 14

Customer VAT Reg. No. Not Provided
 Bank VAT Reg. No. 4210102051
 Product 48 Hour Cash Accelerator
 Account Number 76206036280
 Statement Period 31 May 2025 to 30 June 2025

Date	Description	Amount	Balance
Opening Balance as at 31 May 2025		ZAR	6 933 566.29 Cr
30 Jun 2025	Interest payment generated	41 601.40 Cr	6 975 167.69 Cr
Closing Balance as at 30 June 2025		ZAR	6 975 167.69 Cr

If there is an entry on your statement you wish to query, please contact your nearest FNB branch or FNB Telephone Banking Enquiries at 087 320 4321 as soon as possible, preferably within 30 days, in order that it may be investigated.

First National Bank - a Division of FirstRand Bank Limited. Reg No. 1929/001225/06.
 An Authorised Financial Services and Credit Provider (NCRCP20).

The VAT rate has increased from 14% to 15% from 1 April 2018.

Inclusive of VAT @ 15.00%

Total VAT included on this statement R0.00

Total Bank Charges R0.00

STATEMENT



003001000000000378810986353006252

THE INVESTMENT MANAGER
DR NKOSAZANA DLAMINI ZUMA MUNICIPALITY
P O BOX 62
CREIGHTON
UMZINTO
3263

Branch	Domestic Treasury
Account Number	03/7881098635/000052
Date	30 June 2025
Statement Period	01 June 2025 to 01 July 2025
Notice Period	1 day
Type of Investment	Notice Deposit
Statement Frequency	Month End

NEDBANK CONTACT DETAILS

Business Banking	Nedbank Head Office, 135 Rivonia Road, Sandown, Sandton, 2196, South Africa 0860 115 060 business@nedbank.co.za
------------------	--

Based on the interest rates agreed between you and Nedbank, as well as the calculated balances, the applicable rate will be applied daily rounded to two decimals, based on the third digit after the decimal.

Transaction Date	Description and additional information	Movement	Rate	Days	Accrued interest	Amount
2025-06-01	Opening Balance					3 141 824.93
2025-06-30	Int Accrued On R3 141 824.93 From 2025-06-01 To 2025-06-30		7,0000	30	18 076.20	3 141 824.93
2025-07-01	Int Capitalised Effective 2025-07-01	18 076.20			-18 076.20	3 159 901.13
2025-07-01	Closing Balance					3 159 901.13

Yours sincerely

NEDBANK LIMITED

This statement is electronically generated and requires no signature by Nedbank Limited.

Please examine this statement soonest. If no error is reported within 30 days after receipt, the statement will be considered as being correct.

Please note that month-end statements include transactions up to and including the last day of the month as well as interest transactions for the first day of the next month.

The investment is subject to the terms and conditions for investment accounts, available at

<https://www.nedbank.co.za/content/nedbank/desktop/gt/en/corporates/investing/corporate-and-institutional-investments.html>

This communication is produced and transmitted electronically. While we have taken all reasonable steps to ensure the accuracy, integrity and confidentiality of the information, Nedbank Limited will not be liable if the information contained in this communication is corrupted, inaccurate or fails to reach its intended destination. The information in this communication is confidential and intended solely for the addressee and may also be privileged or exempt from disclosure under applicable law. If you are not the addressee, or have received this email in error, please notify the sender immediately, delete it from your system and do not copy, disclose or otherwise act on any part of this communication. You should also treat any pages attached to this communication in line with the disclaimer.

Nedbank Limited Reg No 1951/000009/06, VAT Reg No 4320116074, Nedbank 135 Rivonia Campus, 135 Rivonia Road, Sandown, Sandton, 2196, South Africa.

Directors: AD Mminele (Chairperson) JP Quinn (Chief Executive) MS Bomela HR Brody (Lead Independent Director) BA Dames MH Davis (Chief Financial Officer) NP Dongwana OD Fortuin Dr MA Hermanus P Langeni RAG Leith L Makalima MC Nkuhlu (Chief Operating Officer) Dr TM Nombembe S Subramoney
Company Secretary: J Katzin 01.06.2025



STATEMENT

003001000000000378810986353105252

THE INVESTMENT MANAGER
DR NKOSAZANA DLAMINI ZUMA MUNICIPALITY
P O BOX 62
CREIGHTON
UMZINTO
3263

Branch	Domestic Treasury
Account Number	03/7881098635/000052
Date	31 May 2025
Statement Period	01 May 2025 to 01 June 2025
Notice Period	1 day
Type of Investment	Notice Deposit
Statement Frequency	Month End

NEDBANK CONTACT DETAILS

Business Banking	Nedbank Head Office, 135 Rivonia Road, Sandown, Sandton, 2196, South Africa 0860 115 060 business@nedbank.co.za
------------------	--

Based on the interest rates agreed between you and Nedbank, as well as the calculated balances, the applicable rate will be applied daily rounded to two decimals, based on the third digit after the decimal.

Transaction Date	Description and additional information	Movement	Rate	Days	Accrued interest	Amount
2025-05-01	Opening Balance					3 122 639.96
2025-05-30	Int Accrued On R3 122 639.96 From 2025-05-01 To 2025-05-29		7,2500	29	17 987.25	3 122 639.96
2025-05-30	Rate Change From 7.2500% To 7.0000%		7,0000			3 122 639.96
2025-05-31	Int Accrued On R3 122 639.96 From 2025-05-30 To 2025-05-31		7,0000	2	1 197.72	3 122 639.96
2025-06-01	Int Capitalised Effective 2025-06-01	19 184.97			-19 184.97	3 141 824.93
2025-06-01	Closing Balance					3 141 824.93

Yours sincerely

NEDBANK LIMITED

This statement is electronically generated and requires no signature by Nedbank Limited.
Please examine this statement soonest. If no error is reported within 30 days after receipt, the statement will be considered as being correct.
Please note that month-end statements include transactions up to and including the last day of the month as well as interest transactions for the first day of the next month.

The investment is subject to the terms and conditions for investment accounts, available at <https://www.nedbank.co.za/content/nedbank/desktop/gt/en/corporates/investing/corporate-and-institutional-investments.html>
This communication is produced and transmitted electronically. While we have taken all reasonable steps to ensure the accuracy, integrity and confidentiality of the information, Nedbank Limited will not be liable if the information contained in this communication is corrupted, inaccurate or fails to reach its intended destination. The information in this communication is confidential and intended solely for the addressee and may also be privileged or exempt from disclosure under applicable law. If you are not the addressee, or have received this email in error, please notify the sender immediately, delete it from your system and do not copy, disclose or otherwise act on any part of this communication. You should also treat any pages attached to this communication in line with the disclaimer.

Nedbank Limited Reg No 1951/000009/06, VAT Reg No 4320116074, Nedbank 135 Rivonia Campus, 135 Rivonia Road, Sandown, Sandton, 2196, South Africa.

Directors: AD Mminele (Chairperson) JP Quinn (Chief Executive) HR Brody (Lead Independent Director) BA Dames MH Davis (Chief Financial Officer)
NP Dongwana Dr MA Hermanus P Langeni RAG Leith L Makalima MC Nkulu (Chief Operating Officer) Dr TM Nombembe S Subramoney
*Company Secretary: J Katzin 27.04.2025



STATEMENT

0030010000000000378810986353006252

THE INVESTMENT MANAGER
DR NKOSAZANA DLAMINI ZUMA MUNICIPALITY
P O BOX 62
CREIGHTON
UMZINTO
3263

Branch	Domestic Treasury
Account Number	03/7881098635/000058
Date	30 June 2025
Statement Period	01 June 2025 to 01 July 2025
Notice Period	32 days
Type of Investment	Notice Deposit
Statement Frequency	Month End

NEDBANK CONTACT DETAILS

Business Banking	Nedbank Head Office, 135 Rivonia Road, Sandown, Sandton, 2196, South Africa 0860 115 060 business@nedbank.co.za
------------------	--

Based on the interest rates agreed between you and Nedbank, as well as the calculated balances, the applicable rate will be applied daily rounded to two decimals, based on the third digit after the decimal.

Transaction Date	Description and additional information	Movement	Rate	Days	Accrued interest	Amount
2025-06-01	Opening Balance					24 301 748.98
2025-06-30	Int Accrued On R24 301 748.98 From 2025-06-01 To 2025-06-30		7,8000	30	155 797.50	24 301 748.98
2025-07-01	Int Capitalised Effective 2025-07-01	155 797.50			-155 797.50	24 457 546.48
2025-07-01	Closing Balance					24 457 546.48

Yours sincerely

NEDBANK LIMITED

This statement is electronically generated and requires no signature by Nedbank Limited.

Please examine this statement soonest. If no error is reported within 30 days after receipt, the statement will be considered as being correct.

Please note that month-end statements include transactions up to and including the last day of the month as well as interest transactions for the first day of the next month.

The investment is subject to the terms and conditions for investment accounts, available at

<https://www.nedbank.co.za/content/nedbank/desktop/gt/en/corporates/investing/corporate-and-institutional-investments.html>

This communication is produced and transmitted electronically. While we have taken all reasonable steps to ensure the accuracy, integrity and confidentiality of the information, Nedbank Limited will not be liable if the information contained in this communication is corrupted, inaccurate or fails to reach its intended destination. The information in this communication is confidential and intended solely for the addressee and may also be privileged or exempt from disclosure under applicable law. If you are not the addressee, or have received this email in error, please notify the sender immediately, delete it from your system and do not copy, disclose or otherwise act on any part of this communication. You should also treat any pages attached to this communication in line with the disclaimer.

Nedbank Limited Reg No 1951/000009/06, VAT Reg No 4320116074, Nedbank 135 Rivonia Campus, 135 Rivonia Road, Sandown, Sandton, 2196, South Africa.

Directors: AD Mminele (Chairperson) JP Quinn (Chief Executive) MS Bomela HR Brody (Lead Independent Director) BA Dames MH Davis (Chief Financial Officer)
NP Dongwana OD Fortuin Dr MA Hermanus P Langeni RAG Leith L Makalima MC Nkuhlu (Chief Operating Officer) Dr TM Nombembe S Subramoney
Company Secretary: J Katzin 01.06.2025



STATEMENT

003001000000000378810986353105252



THE INVESTMENT MANAGER
DR NKOSAZANA DLAMINI ZUMA MUNICIPALITY
P O BOX 62
CREIGHTON
UMZINTO
3263

Branch	Domestic Treasury
Account Number	03/7881098635/000058
Date	31 May 2025
Statement Period	01 May 2025 to 01 June 2025
Notice Period	32 days
Type of Investment	Notice Deposit
Statement Frequency	Month End

NEDBANK CONTACT DETAILS

Business Banking	Nedbank Head Office, 135 Rivonia Road, Sandown, Sandton, 2196, South Africa 0860 115 060 business@nedbank.co.za
------------------	--

Based on the interest rates agreed between you and Nedbank, as well as the calculated balances, the applicable rate will be applied daily rounded to two decimals, based on the third digit after the decimal.

Transaction Date	Description and additional information	Movement	Rate	Days	Accrued interest	Amount
2025-05-01	Opening Balance					24 137 054.84
2025-05-30	Int Accrued On R24 137 054.84 From 2025-05-01 To 2025-05-29		8,0500	29	154 378.02	24 137 054.84
2025-05-30	Rate Change From 8.0500% To 7.8000%		7,8000			24 137 054.84
2025-05-31	Int Accrued On R24 137 054.84 From 2025-05-30 To 2025-05-31		7,8000	2	10 316.12	24 137 054.84
2025-06-01	Int Capitalised Effective 2025-06-01	164 694.14			-164 694.14	24 301 748.98
2025-06-01	Closing Balance					24 301 748.98

Yours sincerely

NEDBANK LIMITED

This statement is electronically generated and requires no signature by Nedbank Limited.

Please examine this statement soonest. If no error is reported within 30 days after receipt, the statement will be considered as being correct.

Please note that month-end statements include transactions up to and including the last day of the month as well as interest transactions for the first day of the next month.

The investment is subject to the terms and conditions for investment accounts, available at

<https://www.nedbank.co.za/content/nedbank/desktop/gt/en/corporates/investing/corporate-and-institutional-investments.html>

This communication is produced and transmitted electronically. While we have taken all reasonable steps to ensure the accuracy, integrity and confidentiality of the information, Nedbank Limited will not be liable if the information contained in this communication is corrupted, inaccurate or fails to reach its intended destination. The information in this communication is confidential and intended solely for the addressee and may also be privileged or exempt from disclosure under applicable law. If you are not the addressee, or have received this email in error, please notify the sender immediately, delete it from your system and do not copy, disclose or otherwise act on any part of this communication. You should also treat any pages attached to this communication in line with the disclaimer.

Nedbank Limited Reg No 1951/000009/06, VAT Reg No 4320116074, Nedbank 135 Rivonia Campus, 135 Rivonia Road, Sandown, Sandton, 2196, South Africa.

Directors: AD Mminele (Chairperson) JP Quinn (Chief Executive) HR Brody (Lead Independent Director) BA Dames MH Davis (Chief Financial Officer)
NP Dongwana Dr MA Hermanus P Langeni RAG Leith L Makalima MC Nkuhlu (Chief Operating Officer) Dr TM Nombembe S Subramoney

Company Secretary: J Katzin 27.04.2025

Statement number 22
Cycle/Despatch indicator ME
Page 1 of 1

Return address:
Midlands
PO Box 61577, Marshalltown, 2107

Account preferred centre Midlands
Branch code 7626
Customer contact centre 0860 101 341

Date 30 June 2025

DR NKOSAZANA DLAMINI ZUMA MUNI
PO BOX 62
CREIGHTON
3263

Account identification

Name of account: DR NKOSAZANA DLAMINI
Account number: 47 873 599 5 - 035

Interest and capital payment details**Account to which:**

Name
Bank
Branch
Account number

Interest is paid

CAPITALISE
Standard Bank Of S.A Ltd
Midlands
47 873 599 5

Capital is paid

No disposal instructions on file

Transaction details

Date ccyy mm dd	Transaction description	Withdrawals	Deposits	Interest Rate	Balance
2025 06 02	Statement opening balance				R 36.20
2025 06 30	Month end balance				R 36.20
	Balance as at 30 June 2025				R 36.20

0062515875

Please verify all transactions reflected on this statement and notify any discrepancies to the Bank as soon as possible.

The Standard Bank of South Africa (Reg. No. 1962/000738/06). Authorised financial services provider.

VAT reg no: 4100105461 Registered credit provider (NCRCP15).

We subscribe to the Code of Banking Practice of the Banking Association South Africa and, for unresolved disputes, support resolution through the Ombudsman for Banking Services.



32 Day Notice Deposit

Statement number 19
 Cycle/Despatch indicator ME
 Page 1 of 2

Return address:
 Midlands
 PO Box 61577, Marshalltown, 2107

Account preferred centre Midlands
 Branch code 7626
 Customer contact centre 0860 101 341

Date 30 June 2025

DR NKOSAZANA DLAMINI ZUMA MUNI
 PO BOX 62
 CREIGHTON
 3263

Account identification

Name of account: DR NKOSAZANA DLAMINI
 Account number: 47 873 599 5 - 024

Details covering notice given

	Amount	Date notice given	Notice payment date
1	R 41,728,580.11	30 June 2025	25 September 2025

Interest and capital payment details**Account to which:**

Name
 Bank
 Branch
 Account number

Interest is paid

CAPITALISE
 Standard Bank Of S.A Ltd
 Midlands
 47 873 599 5

Capital is paid

No disposal instructions on file

Transaction details

Date ccyy mm dd	Transaction description	Withdrawals	Deposits	Interest Rate	Balance
2025 06 02	Statement opening balance				R 40,835,016.35
2025 06 23	Interest capitalised		R 855,185.93	8.400%	R 41,690,202.28
2025 06 27	Rate changed			8.075%	R 0.00
2025 06 27	Interest capitalised		R 38,377.83	8.075%	R 41,728,580.11
2025 06 30	Month end balance				R 41,728,580.11
	Balance as at 30 June 2025				R 41,728,580.11

Interest payment details

Date ccyy mm dd	Period		Investment amount	Interest Rate	Interest amount
	From ccyy mm dd	To ccyy mm dd			
2025 06 23	2025 03 24	2025 06 22	R 40,835,016.35	8.400%	R 855,185.9314
2025 06 23				Net Interest Paid	R 855,185.9300
2025 06 27	2025 06 23	2025 06 26	R 41,690,202.28	8.400%	R 38,377.8300
2025 06 27				Net Interest Paid	R 38,377.8300

0062515875

Please verify all transactions reflected on this statement and notify any discrepancies to the Bank as soon as possible.

The Standard Bank of South Africa (Reg. No. 1962/000738/06). Authorised financial services provider.

VAT reg no: 4100105461 Registered credit provider (NCRCP15).

We subscribe to the Code of Banking Practice of the Banking Association South Africa and, for unresolved disputes, support resolution through the Ombudsman for Banking Services.

Statement number 19
Cycle/Despatch indicator ME
Page 2 of 2

Return address:
Midlands
PO Box 61577, Marshalltown, 2107

Account preferred centre Midlands
Branch code 7626
Customer contact centre 0860 101 341
Date 30 June 2025

DR NKOSAZANA DLAMINI ZUMA MUNI
PO BOX 62
CREIGHTON
3263

Account identification

Name of account: DR NKOSAZANA DLAMINI
Account number: 47 873 599 5 - 024

Interest accrued details

Period		Investment amount	Interest Rate	Interest amount
From ccyy mm dd	To ccyy mm dd			
2025 06 27	2025 06 30	R 41,728,580.11	8.075%	R 36,926.9400
			Total	R 36,926.94

0062515875

Please verify all transactions reflected on this statement and notify any discrepancies to the Bank as soon as possible.

The Standard Bank of South Africa (Reg. No. 1962/000738/06). Authorised financial services provider.

VAT reg no: 4100105461 Registered credit provider (NCRCP15).

We subscribe to the Code of Banking Practice of the Banking Association South Africa and, for unresolved disputes, support resolution through the Ombudsman for Banking Services.

Statement number 8
Cycle/Despatch indicator ME
Page 1 of 1

Return address:
Midlands
PO Box 61577, Marshalltown, 2107

Account preferred centre Midlands
Branch code 7626
Customer contact centre 0860 101 341
Date 30 June 2025

DR NKOSAZANA DLAMINI ZUMA MUNI
PO BOX 62
CREIGHTON
3263

Account identification

Name of account: DR NKOSAZANA DLAMINI
Account number: 47 873 599 5 - 023

Interest and capital payment details

Account to which:

Name
Bank
Branch
Account number

Interest is paid

No disposal instructions on file

Capital is paid

No disposal instructions on file

Transaction details

Date ccyy mm dd	Transaction description	Withdrawals	Deposits	Interest Rate	Balance
2025 06 02	Statement opening balance				R 20,127,397.26
2025 06 02	Interest capitalised		R 150,128.33	8.250%	R 20,277,525.59
2025 06 04	Transfer from				R 0.00
	Interest due		R 9,166.55	8.250%	R 20,286,692.14
2025 06 04	Transfer to				R 0.00
	62026224999 fnb	R 20,286,692.14		8.250%	R 0.00
	Balance as at 30 June 2025				R 0.00

Interest payment details

Date ccyy mm dd	Period		Investment amount	Interest Rate	Interest amount
	From ccyy mm dd	To ccyy mm dd			
2025 06 02	2025 04 30	2025 06 01	R 20,127,397.26	8.250%	R 150,128.3261
2025 06 02				Net Interest Paid	R 150,128.3300
2025 06 04	2025 06 02	2025 06 03	R 20,277,525.59	8.250%	R 9,166.5527
2025 06 04				Net Interest Paid	R 9,166.5500

0062515875

Please verify all transactions reflected on this statement and notify any discrepancies to the Bank as soon as possible.

The Standard Bank of South Africa (Reg. No. 1962/000738/06). Authorised financial services provider.

VAT reg no: 4100105461 Registered credit provider (NCRCP15).

We subscribe to the Code of Banking Practice of the Banking Association South Africa and, for unresolved disputes, support resolution through the Ombudsman for Banking Services.

FlexSessE

Wednesday, July 2, 2025

PRESENTATION ENQUIRY



DR NKOSAZANA DLAMINI ZUMA LOCAL MUN ABSA BANK PUBSECKZN
 PO BOX 62 INVEST TRACKER
 CREIGHTON ACCOUNT NUMBER : 93 7405 3205
 3263 ACCOUNT STATUS : OPEN

BALANCE : 2428527,12
 AVAILABLE BALANCE : 2428527,12
 UNCLEARED AMOUNT : 0,00
 AVAIL UNCLEARED AMT : 0,00


STATEMENT FOR PERIOD 01/06/2025 TO 01/07/2025

DATE	TRAN DESCRIPTION	TRAN BRANCH	AMOUNT	BALANCE
01/06/2025	CREDIT INTEREST	PUBSECKZN	16252,97	2413155,65
01/07/2025	CREDIT INTEREST	PUBSECKZN	15371,47	2428527,12

POST DATED ITEMS

NO POSTDATED ITEMS DUE TODAY FOR THIS ACCOUNT

ACCRUED INTEREST AS AT	02/07/2025 :	508,99
ACCRUED BONUS AS AT	02/07/2025 :	0,00



FlexSessE

Wednesday, July 2, 2025

DR NKOSAZANA DLAMINI ZUMA LOCAL MUNICIPAL ABSA BANK



PO BOX 62
 CREIGHTON
 3263

PUBSECKZN
 FIXED DEPOSIT
 ACCOUNT NUMBER : 20-8154-3530
 CAPITAL AMOUNT : 12 132 545,17
 INTEREST RATE : 7,79

STATEMENT FOR PERIOD 27062025 - 01072025

DATE	TRANS DESCRIPTIONS	REFERENCE	TRAN AMOUNT	SUB ACC BAL
270625	BALANCE B/FORWARD	*	0	0,00
270625	INTEREST	HEADOFFICE	239 579,72	239 579,72
270625	MATURITY	HEADOFFICE	11892 965,45	12132 545,17
010725	OPEN DEPOSIT	HEADOFFICE	12132 545,17-	0,00
(EFFECTIVE 270625)				

ACCRUED TRANSACTIONS AS AT 02/07/25

ACCRUED INTEREST	12 946,92
ACCRUED BONUS INTEREST	0,00

AMOUNT CEDED	0,00
	QTDF pres

Absa Bank Ltd

KZN 3144

2025 -07- 02

Public Sector

FlexSessE

Wednesday, July 2, 2025

PRESENTATION ENQUIRY				
DATE	TRAN DESCRIPTION	TRAN BRANCH	AMOUNT	BALANCE
END OF ENQUIRY	-	2025-07-02 / 14:47:46 /	93 7405 3205	





DR NKOSAZANA DLAMINI ZUMA LOCAL MUNICIPAL ABSA BANK

PO BOX 62
CREIGHTON
3263

PUBSECKZN
FIXED DEPOSIT
ACCOUNT NUMBER : 20-8169-3854
CAPITAL AMOUNT : 0,00
INTEREST RATE : 7,59

STATEMENT FOR PERIOD 20062025 - 30062025

DATE	TRANS DESCRIPTIONS	REFERENCE	TRAN AMOUNT	SUB ACC BAL
200625	BALANCE B/FORWARD	*	0	0,00
200625	INTEREST	HEADOFFICE	214 305,44	214 305,44
200625	MATURITY	HEADOFFICE	32205 815,70	32420 121,14
240625	TRF CLOSE DEBIT	HEADOFFICE	32420 121,14-	0,00
CREDIT A/C: 0000004053302752				

ACCRUED TRANSACTIONS AS AT 02/07/25

ACCRUED INTEREST 0,00

ACCRUED BONUS INTEREST 0,00

AMOUNT CEDED 0,00

QTDF pres

Absa Bank Ltd

KZN 3144

2025 -07- 02

Public Sector



BBST3831 004269

*DR NKOSAZANA DLAMINI ZUMA LOCAL MUNICIPALITY

P O BOX 62

CREIGHTON

3263

MTUNGWAP@NDZ.GOV.ZA

P O Box 219
 Underberg 3257
 Street Address Underberg
 Main Street
 Universal Branch Code 250655
 fnb.co.za
 Lost Cards 087-575-9406
 Account Enquiries 087-736-2247
 Fraud 087-575-9444
 Relationship Manager Mlungiseleli Mnyani (031) 581 9765
 (031) 581-9765

Customer VAT Registration Number Not Provided
 Bank VAT Registration Number 4210102051

Public Sector Cheque Account : 62026224999

Tax Invoice/Statement Number : 3831

Statement Period : 2 June 2025 to 3 June 2025

Statement Date : 3 June 2025

Statement Balances		Bank Charges		Interest Rate	
Opening Balance	2,229,976.67 Cr	Service Fees	109.00 Dr	Credit Rate**	3.25%
Closing Balance	2,004,741.93 Cr	Cash Deposit Fees	2.00 Dr	Debit Rate (Non-NCA)	13.75%
# Inclusive of VAT @ 15.00%	14.48 Dr	Cash Handling Fees	0.00		
Total VAT (ZAR)	14.48 Dr	Other Fees	0.00		

Transactions in RAND (ZAR)

Date	Description	Amount	Balance	Accrued Bank Charges
03 Jun	Payment Cr Speedpoint67234468Fn	1,209.00Cr	2,231,185.67Cr	
03 Jun	FNB OB Pmt 49548 Ndzlm	7,943.94Cr	2,239,129.61Cr	
03 Jun	Scheduled Pymt From 30057665	1,442.71Cr	2,240,572.32Cr	
03 Jun	Payshap Credit Ndzlm 30064771	1,712.83Cr	2,242,285.15Cr	
03 Jun	Payshap Credit Ndzlm63195	1,200.00Cr	2,243,485.15Cr	
03 Jun	FNB OB Pmt Ndzlm 30063330	600.00Cr	2,244,085.15Cr	
03 Jun	Payment To Ushikishi-Isig	3,900.00	2,241,085.15Cr	
03 Jun	Payment To Sakhiwe	3,000.00	2,238,085.15Cr	
03 Jun	Payment To Shardesh Sewla	19,292.79	2,218,792.36Cr	
03 Jun	Payment To Scorpion Ladie	2,500.00	2,216,292.36Cr	
03 Jun	Payment To Thobile Imbong	2,000.00	2,214,292.36Cr	
03 Jun	Payment To Ndu B Trading	45,000.00	2,169,292.36Cr	
03 Jun	Payment To Ngqika Trading	80,763.12	2,088,529.24Cr	
03 Jun	Payment To Baithaupi Exec	41,192.00	2,047,337.24Cr	
03 Jun	FNB App Payment From Ndzlm 110	11,830.85Cr	2,059,168.09Cr	
03 Jun	FNB App Payment From Ndzlm 165	7,007.00Cr	2,066,175.09Cr	
03 Jun	FNB App Payment From 263895Bluestarlingtr	1,300.00Cr	2,067,475.09Cr	
03 Jun	FNB OB Pmt Ndzlm32016	5,000.00Cr	2,072,475.09Cr	
03 Jun	Int-Banking Pmt Frn Ndzlm 30062858	800.00Cr	2,073,275.09Cr	
03 Jun	Payment To Destine And Si	1,000.00	2,072,275.09Cr	
03 Jun	Payment To Amatshitshi Am	2,000.00	2,070,275.09Cr	
03 Jun	FNB App Payment From Ndzlm30062872	1,330.00Cr	2,071,605.09Cr	
03 Jun	ADT Cash Deposit Undberg	600.00Cr	2,072,205.09Cr	
03 Jun	Payment To Amazimbane	2,000.00	2,070,205.09Cr	
03 Jun	Payment To Bambanani	2,000.00	2,068,205.09Cr	

52997

Branch Number	Account Number	Date	DDA DB/YW/AV/ZZ/RK/BB/H8/WB/N	FN
887	62026224999	2025/06/03	PUBLIC SECTOR CHEQUE ACCOUNT	

Transactions in RAND (ZAR) : 62026224999

Date	Description	Amount	Balance	Accrued Bank Charges
03 Jun	Payment To Masakhe Kulung	92,000.00	1,976,205.09Cr	
03 Jun	Cell Pmnt From Ndzim 30055900	5,000.00Cr	1,981,205.09Cr	
03 Jun	Payment To Baitaupi Exec	9,877.50	1,971,327.59Cr	
03 Jun	Sbx Deposit Sbx33710265066953	600.00Cr	1,971,927.59Cr	
03 Jun	#Sbx Deposit Fee #Sbx Depsit Fee Sbx33710265066953	2.00	1,971,925.59Cr	
03 Jun	Payment To Nashua	1,999.97	1,969,925.62Cr	
03 Jun	Payshap Credit 30063282	800.00Cr	1,970,725.62Cr	
03 Jun	Magtape Credit Acc No 30057892/D.Arjoona	250.00Cr	1,970,975.62Cr	
03 Jun	Magtape Credit Ndzim266097	350.00Cr	1,971,325.62Cr	
03 Jun	Magtape Credit Investecpbkwas 97385	500.00Cr	1,971,825.62Cr	
03 Jun	Magtape Credit 110235	792.65Cr	1,972,618.27Cr	
03 Jun	Magtape Credit 246585	1,000.00Cr	1,973,618.27Cr	
03 Jun	Magtape Credit ABSA Bank 128785 Howard	1,064.00Cr	1,974,682.27Cr	
03 Jun	Magtape Credit ABSA Bank Ndzim 30063457	1,174.00Cr	1,975,856.27Cr	
03 Jun	Magtape Credit 30062360	1,217.42Cr	1,977,073.69Cr	
03 Jun	Magtape Credit Ndzim 30068153	1,226.00Cr	1,978,299.69Cr	
03 Jun	Magtape Credit ABSA Bank Ndzim 30067970	1,431.33Cr	1,979,731.02Cr	
03 Jun	Magtape Credit ABSA Bank Acc 30055357	1,656.49Cr	1,981,387.51Cr	
03 Jun	Magtape Credit Capitec D Patton	2,087.50Cr	1,983,475.01Cr	
03 Jun	Magtape Credit Capitec 26115	2,100.00Cr	1,985,575.01Cr	
03 Jun	Magtape Credit Ndzim 30060162	4,390.40Cr	1,989,965.41Cr	
03 Jun	Magtape Credit Investecpbndzim30066900	4,904.88Cr	1,994,870.29Cr	
03 Jun	FNB App Payment From Ndzim 30056176	1,400.00Cr	1,996,270.29Cr	
03 Jun	Int On Credit Balance	8,580.64Cr	2,004,850.93Cr	
03 Jun	#Service Fees	109.00	2,004,741.93Cr	
Closing Balance			2,004,741.93Cr	

Turnover for Statement Period

No. Credit Transactions 33	82,501.64 Cr
No. Debit Transactions 17	307,738.38 Dr

Please contact us within 30 days from your statement date, should you wish to query an entry on this statement (incl. card transactions done during this statement period, but not yet reflecting). Should we not hear from you, we will assume that you have received the statement and that it is correct.

For more information on your Pricing Option, please contact us or visit our website.

**For the latest Credit Rates on product, please go to fnb.co.za

First National Bank - a division of FirstRand Bank Limited. Registration Number 1929/001225/06. An Authorised Financial Services and Credit Provider (NCRCP20).

On 30 May 2025, the Prime Lending Rate changed to 10.75%. This may impact the rate on any of your credit facilities.

Branch Number	Account Number	Date	DDA DB/YW/AV/ZZ/ZZ/RK/BB/H8/WB/N	FN
887	62026224999	2025/06/03	PUBLIC SECTOR CHEQUE ACCOUNT	



BBST3853 155153

*DR NKOSAZANA DLAMINI ZUMA LOCAL
MUNICIPALITY
P O BOX 62
CREIGHTON
3263
MTUNGWAP@NDZ.GOV.ZA

✉ P O Box 219
Underberg 3257
Street Address Underberg
Main Street
Universal Branch Code 250655
🌐 fnb.co.za
Lost Cards 087-575-9406
Account Enquiries 087-736-2247
Fraud 087-575-9444
Relationship Manager Mlungiseleli Mnyani (031) 581 9765
☎ (031) 581-9765

Customer VAT Registration Number Not Provided
Bank VAT Registration Number 4210102051

Public Sector Cheque Account : 62026224999

Tax Invoice/Statement Number : 3853
Statement Period : 28 June 2025 to 30 June 2025
Statement Date : 30 June 2025

Statement Balances		Bank Charges		Interest Rate	
Opening Balance	35,346,368.61 Cr	Service Fees	0.00	Credit Rate**	3.25%
Closing Balance	29,795,188.68 Cr	Cash Deposit Fees	22.01 Dr	Debit Rate (Non-NCA)	13.75%
# Inclusive of VAT @ 15.00%	2.87 Dr	Cash Handling Fees	0.00		
Total VAT (ZAR)	2.87 Dr	Other Fees	0.00		

Transactions in RAND (ZAR)

Date	Description	Amount	Balance	Accrued Bank Charges
30 Jun	FNB App Payment From 217495	1,800.00Cr	35,348,168.61Cr	
30 Jun	Scheduled Pymt From 30060540 171	1,600.00Cr	35,349,768.61Cr	
30 Jun	Scheduled Pymt From 30063347	2,360.97Cr	35,352,129.58Cr	
30 Jun	FNB OB Pmt Ndzm 30064678	1,000.00Cr	35,353,129.58Cr	
30 Jun	FNB OB Pmt Ndzm 30056358	1,802.86Cr	35,354,932.44Cr	
30 Jun	FNB App Payment From Ndzm 50415	547.00Cr	35,355,479.44Cr	
30 Jun	FNB App Payment From Ndzm 233055	1,329.55Cr	35,356,808.99Cr	
30 Jun	Int-Banking Pmt Frm Ndzm 233305	811.20Cr	35,357,620.19Cr	
30 Jun	FNB OB Pmt Kwas26955	1,014.75Cr	35,358,634.94Cr	
30 Jun	FNB App Payment From Ndzm 30066216	750.00Cr	35,359,384.94Cr	
30 Jun	Scheduled Pymt From Ndzm 262065	530.00Cr	35,359,914.94Cr	
30 Jun	Scheduled Pymt From 30066591	178.45Cr	35,360,093.39Cr	
30 Jun	Scheduled Pymt From Ndzm 30066728	707.66Cr	35,360,801.05Cr	
30 Jun	FNB OB Pmt 55732 Sunnyside Farm	2,085.45Cr	35,362,886.50Cr	
30 Jun	FNB OB Pmt 30058037 Sunnyside F	1,064.00Cr	35,363,950.50Cr	
30 Jun	FNB OB Pmt 47883 Na Smith Famil	478.80Cr	35,364,429.30Cr	
30 Jun	FNB OB Pmt 47876 Na Smith Famil	3,458.00Cr	35,367,887.30Cr	
30 Jun	FNB OB Pmt 48482 Willis Family	3,138.80Cr	35,371,026.10Cr	
30 Jun	FNB OB Pmt Kwas 262035	1,966.93Cr	35,372,993.03Cr	
30 Jun	Scheduled Pymt From Ndzm 84215	300.00Cr	35,373,293.03Cr	
30 Jun	Scheduled Pymt From 30068483	771.40Cr	35,374,064.43Cr	
30 Jun	Scheduled Pymt From Kwas 246665	2,500.00Cr	35,376,564.43Cr	
30 Jun	FNB OB Pmt 254585/Hackland	681.00Cr	35,377,245.43Cr	
30 Jun	Scheduled Pymt From Ndzm30067420	2,000.00Cr	35,379,245.43Cr	
30 Jun	FNB App Payment From Ndzm 30067066	400.00Cr	35,379,645.43Cr	

Branch Number	Account Number	Date	DDA DB/YW/AV/ZZ/ZZ/RK/BB/H8/WB/N	FN
887	62026224999	2025/06/30	PUBLIC SECTOR CHEQUE ACCOUNT	

Transactions in RAND (ZAR) : 62026224999

Date	Description	Amount	Balance	Accrued Bank Charges
30 Jun	Scheduled Pymt From 30063756	956.72Cr	35,380,602.15Cr	
30 Jun	FNB OB Pmt 30066120	1,257.24Cr	35,381,859.39Cr	
30 Jun	FNB App Payment From Kwas263365 Miss B Ca	466.00Cr	35,382,325.39Cr	
30 Jun	Payshap Credit 30063282	800.00Cr	35,383,125.39Cr	
30 Jun	Payshap Credit 39315	1,397.55Cr	35,384,522.94Cr	
30 Jun	FNB App Payment From A/C No. Kwas152225	402.00Cr	35,384,924.94Cr	
30 Jun	FNB App Payment From 97525	1,850.00Cr	35,386,774.94Cr	
30 Jun	FNB App Payment From Ndzm 30067695	1,000.00Cr	35,387,774.94Cr	
30 Jun	FNB OB Pmt 238595	1,867.60Cr	35,389,642.54Cr	
30 Jun	FNB OB Pmt Farmgate Dairy 64187	9,163.00Cr	35,398,805.54Cr	
30 Jun	FNB OB Pmt Farmgate 30060935	3,868.55Cr	35,402,674.09Cr	
30 Jun	FNB OB Pmt 30068610	611.15Cr	35,403,285.24Cr	
30 Jun	FNB OB Pmt Kwas 115395	556.06Cr	35,403,841.30Cr	
30 Jun	FNB OB Pmt 246285	1,431.15Cr	35,405,272.45Cr	
30 Jun	FNB OB Pmt 246455	1,397.55Cr	35,406,670.00Cr	
30 Jun	FNB OB Pmt 30057988	1,217.45Cr	35,407,887.45Cr	
30 Jun	FNB OB Pmt 259755	1,712.80Cr	35,409,600.25Cr	
30 Jun	FNB OB Pmt 259875	466.40Cr	35,410,066.65Cr	
30 Jun	FNB OB Pmt 30058893	1,397.55Cr	35,411,464.20Cr	
30 Jun	FNB OB Pmt 259415	2,253.20Cr	35,413,717.40Cr	
30 Jun	FNB OB Pmt 254425	1,431.35Cr	35,415,148.75Cr	
30 Jun	FNB OB Pmt Kwas 115395	559.94Cr	35,415,708.69Cr	
30 Jun	FNB OB Pmt FNB OB 000021677 War	112,000.00	35,303,708.69Cr	
30 Jun	Cash Deposit Mid Mall	1,930.00Cr	35,305,638.69Cr	
30 Jun	FNB App Payment From Ndzm 39475	5,406.35Cr	35,311,045.04Cr	
30 Jun	FNB App Payment From Ndzm 30055670	2,287.60Cr	35,313,332.64Cr	
30 Jun	Payshap Credit Ndzm 30067190	974.50Cr	35,314,307.14Cr	
30 Jun	FNB App Payment From Ndzm30065466	2,048.00Cr	35,316,355.14Cr	
30 Jun	FNB App Payment From 238635	1,543.90Cr	35,317,899.04Cr	
30 Jun	FNB OB Pmt 5517 Stavcom Trust	168.90Cr	35,318,067.94Cr	
30 Jun	FNB App Payment From Ndzm 259565	2,308.00Cr	35,320,375.94Cr	
30 Jun	FNB OB Pmt 30064290	4,649.51Cr	35,325,025.45Cr	
30 Jun	FNB OB Pmt 165795	6,468.00Cr	35,331,493.45Cr	
30 Jun	FNB OB Pmt 173855	1,712.79Cr	35,333,206.24Cr	
30 Jun	FNB OB Pmt 233345	3,211.13Cr	35,336,417.37Cr	
30 Jun	FNB OB Pmt Ndzm 217615	1,657.79Cr	35,338,075.16Cr	
30 Jun	FNB OB Pmt Ndzm 128355	1,229.98Cr	35,339,305.14Cr	
30 Jun	FNB OB Pmt Ndzm 128885	25,346.48Cr	35,364,651.62Cr	
30 Jun	Cell Pmt From Ndzm 30055900	5,000.00Cr	35,369,651.62Cr	
30 Jun	Payment To Kwakhazimula	4,325.00	35,365,326.62Cr	
30 Jun	FNB OB Pmt 84015	1,149.85Cr	35,366,476.47Cr	
30 Jun	FNB OB Pmt Kwas 217425 Gouveia	1,198.22Cr	35,367,674.69Cr	
30 Jun	FNB App Payment From 30068397	632.31Cr	35,368,307.00Cr	
30 Jun	Cash Deposit Ixopo	1,437.40Cr	35,369,744.40Cr	
30 Jun	FNB App Payment From Ndzm 30064166	1,797.85Cr	35,371,542.25Cr	
30 Jun	FNB OB Pmt FNB OB 000021678 Avb	37,296.58	35,334,245.67Cr	
30 Jun	FNB OB Pmt FNB OB 000021679 Ass	29,678.73	35,304,566.94Cr	
30 Jun	FNB OB Pmt FNB OB 000021680 Met	51,188.53	35,253,378.41Cr	
30 Jun	FNB OB Pmt FNB OB 000021681 Lib	6,961.50	35,246,416.91Cr	
30 Jun	FNB OB Pmt FNB OB 000021682 Njm	5,800.00	35,240,616.91Cr	
30 Jun	FNB OB Pmt FNB OB 000021683 San	127,908.90	35,112,708.01Cr	
30 Jun	FNB OB Pmt FNB OB 000021684 Nsf	506.67	35,112,201.34Cr	
30 Jun	FNB OB Pmt FNB OB 000021685 D &	500.00	35,111,701.34Cr	
30 Jun	FNB OB Pmt FNB OB 000021686 D&R	850.00	35,110,851.34Cr	
30 Jun	FNB OB Pmt FNB OB 000021687 C M	600.00	35,110,251.34Cr	
30 Jun	FNB OB Pmt FNB OB 000021688 Anc	25,910.66	35,084,340.68Cr	
30 Jun	FNB OB Pmt FNB OB 000021689 Dem	485.00	35,083,855.68Cr	
30 Jun	FNB OB Pmt FNB OB 000021690 Ink	8,170.55	35,075,685.13Cr	
30 Jun	FNB OB Pmt FNB OB 000021691 Anc	3,950.00	35,071,735.13Cr	
30 Jun	FNB OB Pmt FNB OB 000021692 Dem	485.00	35,071,250.13Cr	

Branch Number	Account Number	Date	DDA DB/YW/AV/ZZ/ZZ/RK/BB/H8/WB/N	FN
887	62026224999	2025/06/30	PUBLIC SECTOR CHEQUE ACCOUNT	

Transactions in RAND (ZAR) : 62026224999

Date	Description		Amount	Balance	Accrued Bank Charges
30 Jun	FNB OB Pmt FNB OB 000021693 Eco	Economic Freedo	13,743.56	35,057,506.57Cr	
30 Jun	FNB OB Pmt FNB OB 000021694 Sal	Salgbc	5,544.80	35,051,961.77Cr	
30 Jun	FNB OB Pmt FNB OB 000021695 Sou	South African M	12,320.00	35,039,641.77Cr	
30 Jun	FNB OB Pmt FNB OB 000021696 Sou	South African L	3,528.32	35,036,113.45Cr	
30 Jun	FNB OB Pmt FNB OB 000021697 Ima	Imatu Union	4,922.50	35,031,190.95Cr	
30 Jun	FNB OB Pmt FNB OB 000021698 Mun	Municipal Empla	20,255.74	35,010,935.21Cr	
30 Jun	FNB OB Pmt FNB OB 000021699 Mun	Municipal Counc	204,376.66	34,806,558.55Cr	
30 Jun	FNB OB Pmt FNB OB 000021700 Sam	Samwumed	44,767.00	34,761,791.55Cr	
30 Jun	FNB OB Pmt FNB OB 000021701 Mom	Momentum	4,279.00	34,757,512.55Cr	
30 Jun	FNB OB Pmt FNB OB 000021702 Nat	Natal Joint Muni	1,116,657.15	33,640,855.40Cr	
30 Jun	FNB OB Pmt FNB OB 000021703 Nat	Natal Joint Muni	31,783.51	33,609,071.89Cr	
30 Jun	FNB OB Pmt FNB OB 000021704 Nat	Natal Joint Muni	27,425.91	33,581,645.98Cr	
30 Jun	FNB OB Pmt FNB OB 000021705 La	La Health	421,741.00	33,159,904.98Cr	
30 Jun	FNB OB Pmt FNB OB 000021706 Bon	Bonitas	68,471.86	33,091,433.12Cr	
30 Jun	FNB OB Pmt FNB OB 000021707 Key	Key Health	61,637.00	33,029,796.12Cr	
30 Jun	FNB OB Pmt FNB OB 000021708 Rec	Receiver Of Revenue	1,190,380.02	31,839,416.10Cr	
30 Jun	FNB OB Pmt FNB OB 000021709 Nsf	Nsfas	500.00	31,838,916.10Cr	
30 Jun	FNB OB Pmt FNB OB 000021710 Ita	Ita88	636.00	31,838,280.10Cr	
30 Jun	FNB OB Pmt FNB OB 000021711 Ita	Ita-88	500.00	31,837,780.10Cr	
30 Jun	FNB OB Pmt FNB OB 000021712 Boo	Booyesen & Co Inc	1,000.00	31,836,780.10Cr	
30 Jun	FNB OB Pmt FNB OB 000021713 Ixo	Ixopo Magistrates/ M	600.00	31,836,180.10Cr	
30 Jun	FNB OB Pmt FNB OB 000021714 Ixo	Ixopo Magistrate/Bhe	400.00	31,835,780.10Cr	
30 Jun	FNB OB Pmt FNB OB 000021715 Hle	Hlengiwe Peggy Molfe	1,500.00	31,834,280.10Cr	
30 Jun	FNB OB Pmt FNB OB 000021716 Lis	Lister & Lister	850.00	31,833,430.10Cr	
30 Jun	FNB OB Pmt FNB OB 000021717 Imp	Impendle Magistrate	350.00	31,833,080.10Cr	
30 Jun	FNB OB Pmt FNB OB 000021718 Mag	Magistrate Pmb(Mngun	800.00	31,832,280.10Cr	
30 Jun	FNB OB Pmt FNB OB 000021719 Om	Om Mkhize	400.00	31,831,880.10Cr	
30 Jun	FNB OB Pmt FNB OB 000021720 Med	Medshield Medical Sc	5,124.00	31,826,756.10Cr	
30 Jun	FNB OB Pmt FNB OB 000021721 Man	Mandisa Goodness Had	1,000.00	31,825,756.10Cr	
30 Jun	FNB OB Pmt FNB OB 000021722 Nsf	Nsfas Lc Mtolo	300.00	31,825,456.10Cr	
30 Jun	FNB OB Pmt FNB OB 000021723 Hle	Hlengiwe T Dladla	1,000.00	31,824,456.10Cr	
30 Jun	FNB OB Pmt FNB OB 000021724 Non	Nonhlanhla F Mngni	750.00	31,823,706.10Cr	
30 Jun	FNB OB Pmt FNB OB 000021725 Zk	Zk Mancu	1,600.00	31,822,106.10Cr	
30 Jun	FNB OB Pmt FNB OB 000021726 Am	Am Zondi	600.00	31,821,506.10Cr	
30 Jun	FNB OB Pmt FNB OB 000021727 Cs	Cs Shabane	2,000.00	31,819,506.10Cr	
30 Jun	FNB OB Pmt FNB OB 000021728 Tho	Thoko Sosibo	1,400.00	31,818,106.10Cr	
30 Jun	FNB OB Pmt FNB OB 000021729 NOK	Nokwazi M Mokoena	400.00	31,817,706.10Cr	
30 Jun	FNB OB Pmt FNB OB 000021730 Nob	Nobuhle Dubazana	700.00	31,817,006.10Cr	
30 Jun	FNB OB Pmt FNB OB 000021731 Nto	Ntombifuthi Mshengu	2,500.00	31,814,506.10Cr	
30 Jun	FNB OB Pmt FNB OB 000021732 Clo	Cloudia N Khubon	300.00	31,814,206.10Cr	
30 Jun	FNB OB Pmt FNB OB 000021733 D&R	D&R Incorporate	1,200.00	31,813,006.10Cr	
30 Jun	FNB OB Pmt FNB OB 000021734 R S	R Sosibo	1,000.00	31,812,006.10Cr	
30 Jun	FNB OB Pmt FNB OB 000021735 Ndz	Ndz - Me Mshengu	600.00	31,811,406.10Cr	
30 Jun	FNB OB Pmt FNB OB 000021736 FNB	FNB Housing Loan	3,343.58	31,808,062.52Cr	
30 Jun	FNB OB Pmt FNB OB 000021737 M S	M Sosibo	2,500.00	31,805,562.52Cr	
30 Jun	FNB OB Pmt 259815		1,501.00Cr	31,807,063.52Cr	
30 Jun	Cash Deposit Undberg	Ctn2573- 2580	2,396.00Cr	31,809,459.52Cr	
30 Jun	FNB OB Pmt Russel Glyn Leahy Fa		28,926.73Cr	31,838,386.25Cr	
30 Jun	Cash Deposit Undberg	Bulwer- Library	3,376.00Cr	31,841,762.25Cr	
30 Jun	FNB OB Pmt 262375		1,798.05Cr	31,843,560.30Cr	

Branch Number	Account Number	Date	DDA DB/YW/AV/ZZ/ZZ/RK/BB/H8/WB/N	FN
887	62026224999	2025/06/30	PUBLIC SECTOR CHEQUE ACCOUNT	

Transactions in RAND (ZAR) : 62026224999

Date	Description	Amount	Balance	Accrued Bank Charges
30 Jun	FNB OB Pmt Ndzm 107185	1,569.40Cr	31,845,129.70Cr	
30 Jun	Rtc Credit 266190	18Bo008938	1,516.20Cr	31,846,645.90Cr
30 Jun	Rtc Credit 115225	18Bo008939	3,298.40Cr	31,849,944.30Cr
30 Jun	Cash Deposit Undberg	Creighton-Library	1,294.00Cr	31,851,238.30Cr
30 Jun	Cash Deposit Undberg	Bulwer-Library	3,481.00Cr	31,854,719.30Cr
30 Jun	Cash Deposit Undberg	Creighton- Library	353.00Cr	31,855,072.30Cr
30 Jun	Cash Deposit Undberg	Creighton-Library	340.00Cr	31,855,412.30Cr
30 Jun	Cash Deposit Undberg	Rtu-2581	440.00Cr	31,855,852.30Cr
30 Jun	Cash Deposit Undberg	Nkwezela-Library	1,171.00Cr	31,857,023.30Cr
30 Jun	Cash Deposit Undberg	Bulwer-Library	2,757.00Cr	31,859,780.30Cr
30 Jun	FNB OB Pmt Ndzm68665		1,657.80Cr	31,861,438.10Cr
30 Jun	Payment To Try Again		2,000.00	31,859,438.10Cr
30 Jun	Sbx Deposit Sbx33710269671184		60.00Cr	31,859,498.10Cr
30 Jun	#Sbx Deposit Fee #Sbx Depsit Fee Sbx33710269671184	Sbx33710269671184	0.33	31,859,497.77Cr
30 Jun	Cash Deposit Hayfield	Ndzm 34015	675.50Cr	31,860,173.27Cr
30 Jun	Sbx Deposit Sbx33710269671184		1,200.00Cr	31,861,373.27Cr
30 Jun	#Sbx Deposit Fee #Sbx Depsit Fee Sbx33710269671184	Sbx33710269671184	4.00	31,861,369.27Cr
30 Jun	FNB App Payment From Ndzm136755		2,750.00Cr	31,864,119.27Cr
30 Jun	FNB OB Pmt 123885		777.75Cr	31,864,897.02Cr
30 Jun	FNB OB Pmt 123875		5,057.26Cr	31,869,954.28Cr
30 Jun	FNB App Payment From Ndzm 30061156		2,163.09Cr	31,872,117.37Cr
30 Jun	FNB OB Pmt 115315		4,601.50Cr	31,876,718.87Cr
30 Jun	FNB OB Pmt 246795		7,732.39Cr	31,884,451.26Cr
30 Jun	Payment To Ukwazi Home De		142,830.00	31,741,621.26Cr
30 Jun	Payment To Department: Em		447,052.91	31,294,568.35Cr
30 Jun	Payment To Ma Xaba		1,000.00	31,293,568.35Cr
30 Jun	Payment To Zamdela Fc		2,000.00	31,291,568.35Cr
30 Jun	Payment To Siyeza Surveys		124,545.00	31,167,023.35Cr
30 Jun	Payment To Yayoh Trading		259,900.00	30,907,123.35Cr
30 Jun	Payment To Champion Civil		596,068.00	30,311,055.35Cr
30 Jun	Payment To Mndeni Enginee		590,706.40	29,720,348.95Cr
30 Jun	Payment To Baithaupi Exec		17,053.00	29,703,295.95Cr
30 Jun	Payment To Ndlelezhle T		100,000.00	29,603,295.95Cr
30 Jun	Sbx Deposit Sbx33710269671184		5,240.00Cr	29,608,535.95Cr
30 Jun	#Sbx Deposit Fee #Sbx Depsit Fee Sbx33710269671184	Sbx33710269671184	17.68	29,608,518.27Cr
30 Jun	FNB OB Pmt 136725		3,750.60Cr	29,612,268.87Cr
30 Jun	FNB App Payment From 30057524		1,000.00Cr	29,613,268.87Cr
30 Jun	Int-Banking Pmt Frm Ndzm 262115		1,543.90Cr	29,614,812.77Cr
30 Jun	FNB OB Pmt Ndzm 30056901		500.00Cr	29,615,312.77Cr
30 Jun	Payshap Credit 30067516		450.00Cr	29,615,762.77Cr
30 Jun	FNB OB Pmt Sisonkedm 43232		4,414.15Cr	29,620,176.92Cr
30 Jun	FNB App Payment From 30061572		1,800.00Cr	29,621,976.92Cr
30 Jun	FNB App Payment From Ndzm 102915		1,500.00Cr	29,623,476.92Cr
30 Jun	FNB App Payment From 30061163		2,000.00Cr	29,625,476.92Cr
30 Jun	Magtape Credit Ndzm 30060186		150.00Cr	29,625,626.92Cr
30 Jun	Magtape Credit Ndzm 30068476		150.00Cr	29,625,776.92Cr
30 Jun	Magtape Credit ABSA Bank 262105		160.83Cr	29,625,937.75Cr
30 Jun	Magtape Credit Investecpb136245		255.80Cr	29,626,193.55Cr
30 Jun	Magtape Credit Ndzm 259245		258.00Cr	29,626,451.55Cr
30 Jun	Magtape Credit Ndzm30061383		300.00Cr	29,626,751.55Cr
30 Jun	Magtape Credit Ndzm 30066168		319.20Cr	29,627,070.75Cr
30 Jun	Magtape Credit Investecpbndzm 181155		337.75Cr	29,627,408.50Cr
30 Jun	Magtape Credit 12214		360.00Cr	29,627,768.50Cr
30 Jun	Magtape Credit Ndzm 30056262		418.00Cr	29,628,186.50Cr
30 Jun	Magtape Credit Ndzm 30068108		434.25Cr	29,628,620.75Cr
30 Jun	Magtape Credit 30068249		440.00Cr	29,629,060.75Cr
30 Jun	Magtape Credit 30063653		442.29Cr	29,629,503.04Cr
30 Jun	Magtape Credit Ndzm 30065277		467.00Cr	29,629,970.04Cr
30 Jun	Magtape Credit Capitec 69 Sutton Str 941005		480.00Cr	29,630,450.04Cr
30 Jun	Magtape Credit Ndzm194855		500.00Cr	29,630,950.04Cr

Branch Number	Account Number	Date	DDA DB/YW/AV/ZZ/ZZ/RK/BB/H8/WB/N	FN
887	62026224999	2025/06/30	PUBLIC SECTOR CHEQUE ACCOUNT	

Transactions in RAND (ZAR) : 62026224999

Date	Description	Amount	Balance	Accrued Bank Charges
30 Jun	Magtape Credit Investecpb136265	545.11Cr	29,631,495.15Cr	
30 Jun	Magtape Credit Investecpb136255	581.88Cr	29,632,077.03Cr	
30 Jun	Magtape Credit Netcash161Recharger Rebate	591.46Cr	29,632,668.49Cr	
30 Jun	Magtape Credit 217725	710.00Cr	29,633,378.49Cr	
30 Jun	Magtape Credit Ndzm 30059461	800.00Cr	29,634,178.49Cr	
30 Jun	Magtape Credit Investecpbndzm 266004	947.20Cr	29,635,125.69Cr	
30 Jun	Magtape Credit Acc No 123135	1,000.00Cr	29,636,125.69Cr	
30 Jun	Magtape Credit 54274	1,000.00Cr	29,637,125.69Cr	
30 Jun	Magtape Credit Investecpbndzm 30056341	1,000.00Cr	29,638,125.69Cr	
30 Jun	Magtape Credit Ndzm 30064300	1,000.00Cr	29,639,125.69Cr	
30 Jun	Magtape Credit ABSA Bank Ndzm 30066694	1,058.29Cr	29,640,183.98Cr	
30 Jun	Magtape Credit Ndzm 625	1,183.64Cr	29,641,367.62Cr	
30 Jun	Magtape Credit Kwas 128875	1,224.00Cr	29,642,591.62Cr	
30 Jun	Magtape Credit 68695	1,273.72Cr	29,643,865.34Cr	
30 Jun	Magtape Credit Gallimaufry 259135	1,285.00Cr	29,645,150.34Cr	
30 Jun	Magtape Credit Stoneyglenc110975 Stoney Glen	1,330.00Cr	29,646,480.34Cr	
30 Jun	Magtape Credit Gallimaufry 254735	1,330.00Cr	29,647,810.34Cr	
30 Jun	Magtape Credit Ndzm 30056262	1,351.00Cr	29,649,161.34Cr	
30 Jun	Magtape Credit Ndzm 21045 Todd	1,386.29Cr	29,650,547.63Cr	
30 Jun	Magtape Credit A.L.Sanders 107525	1,500.00Cr	29,652,047.63Cr	
30 Jun	Magtape Credit Ndzm 30061046	1,500.00Cr	29,653,547.63Cr	
30 Jun	Magtape Credit Ndzm 173455	1,569.40Cr	29,655,117.03Cr	
30 Jun	Magtape Credit Ndzm 300049	1,600.25Cr	29,656,717.28Cr	
30 Jun	Magtape Credit Ndzm 233605	1,650.00Cr	29,658,367.28Cr	
30 Jun	Magtape Credit 30061888	1,700.00Cr	29,660,067.28Cr	
30 Jun	Magtape Credit Ndzm 30063172	1,718.00Cr	29,661,785.28Cr	
30 Jun	Magtape Credit Ub Municipality	1,719.25Cr	29,663,504.53Cr	
30 Jun	Magtape Credit 30065693	1,755.60Cr	29,665,260.13Cr	
30 Jun	Magtape Credit 30066199	1,800.00Cr	29,667,060.13Cr	
30 Jun	Magtape Credit Ndzm 55660	1,808.20Cr	29,668,868.33Cr	
30 Jun	Magtape Credit Ndzm 30065727	1,825.00Cr	29,670,693.33Cr	
30 Jun	Magtape Credit ABSA Bank 173685	1,854.35Cr	29,672,547.68Cr	
30 Jun	Magtape Credit 30058044 Underberg D	1,932.49Cr	29,674,480.17Cr	
30 Jun	Magtape Credit Ndzm 30065545	1,944.40Cr	29,676,424.57Cr	
30 Jun	Magtape Credit Ndzm 254165	2,000.00Cr	29,678,424.57Cr	
30 Jun	Magtape Credit Investecpbndzm 30057517	2,032.25Cr	29,680,456.82Cr	
30 Jun	Magtape Credit 262165	2,048.00Cr	29,682,504.82Cr	
30 Jun	Magtape Credit Investecpbndzm30063952	2,075.55Cr	29,684,580.37Cr	
30 Jun	Magtape Credit Ndzm 30065260	2,102.03Cr	29,686,682.40Cr	
30 Jun	Magtape Credit 30059911/Quanomat CC	2,140.65Cr	29,688,823.05Cr	
30 Jun	Magtape Credit Ndzm 30060296	2,192.00Cr	29,691,015.05Cr	
30 Jun	Magtape Credit 30058374 Underberg D	2,194.50Cr	29,693,209.55Cr	
30 Jun	Magtape Credit 30059045	2,235.65Cr	29,695,445.20Cr	
30 Jun	Magtape Credit Ndzm 233985	2,248.35Cr	29,697,693.55Cr	
30 Jun	Magtape Credit Ndzm102155 Sewbuckus	2,250.00Cr	29,699,943.55Cr	
30 Jun	Magtape Credit 30058367	2,250.00Cr	29,702,193.55Cr	
30 Jun	Magtape Credit Ndzm30067114	2,298.22Cr	29,704,491.77Cr	
30 Jun	Magtape Credit 30060090	2,400.00Cr	29,706,891.77Cr	
30 Jun	Magtape Credit Ndzm10164 Creighton Dairies	2,431.25Cr	29,709,323.02Cr	
30 Jun	Magtape Credit Ndzm76955	2,500.00Cr	29,711,823.02Cr	



Branch Number	Account Number	Date	DDA DB/YW/AV/ZZ/ZZ/RK/BB/H8/WB/N	FN
887	62026224999	2025/06/30	PUBLIC SECTOR CHEQUE ACCOUNT	

Transactions in RAND (ZAR) : 62026224999

Date	Description	Amount	Balance	Accrued Bank Charges
30 Jun	Magtape Credit Capitec Ndzlm 30060928 (643)	2,600.00Cr	29,714,423.02Cr	
30 Jun	Magtape Credit ABSA Bank 173975Wakkacg	2,700.00Cr	29,717,123.02Cr	
30 Jun	Magtape Credit Kwas 254305	2,899.40Cr	29,720,022.42Cr	
30 Jun	Magtape Credit Investecpbndzlm 30061936	3,000.00Cr	29,723,022.42Cr	
30 Jun	Magtape Credit Kwas144405	3,000.00Cr	29,726,022.42Cr	
30 Jun	Magtape Credit Ndzlm 30059007	3,162.15Cr	29,729,184.57Cr	
30 Jun	Magtape Credit Ndzlm 30068108	3,404.00Cr	29,732,588.57Cr	
30 Jun	Magtape Credit Ndzlm 30057940	3,500.00Cr	29,736,088.57Cr	
30 Jun	Magtape Credit Ndzlm30057768	4,705.05Cr	29,740,793.62Cr	
30 Jun	Magtape Credit 115005	8,006.00Cr	29,748,799.62Cr	
30 Jun	Magtape Credit Basq46 Kzn: Heal000015205	9,866.70Cr	29,758,666.32Cr	
30 Jun	Magtape Credit Telkomsa Telkom Soc Ltd	16,207.96Cr	29,774,874.28Cr	
30 Jun	Magtape Credit Fast Trackmorning Dew Trading2	19,593.66Cr	29,794,467.94Cr	
30 Jun	FNB App Payment From 30057995	1,200.00Cr	29,795,667.94Cr	
30 Jun	FNB App Payment From Ndzlm 30066780	1,750.00Cr	29,797,417.94Cr	
30 Jun	Internal Debit Order F/Card Comcommis00014603	3.68	29,797,414.26Cr	
30 Jun	Internal Debit Order F/Card Comcommis01763886	90.84	29,797,323.42Cr	
30 Jun	Internal Debit Order F/Card Comrental00013209FNB	448.50	29,796,874.92Cr	
30 Jun	Internal Debit Order F/Card Comrental01763886FNB	448.50	29,796,426.42Cr	
30 Jun	Internal Debit Order F/Card Comcommis00013209	747.74	29,795,678.68Cr	
30 Jun	Magtape Debit M-Choice M-Choice198018516	490.00	29,795,188.68Cr	12.00
Closing Balance			29,795,188.68Cr	

Turnover for Statement Period

No. Credit Transactions 184	416,531.38Cr
No. Debit Transactions 82	5,967,711.31Dr

Please contact us within 30 days from your statement date, should you wish to query an entry on this statement (incl. card transactions done during this statement period, but not yet reflecting). Should we not hear from you, we will assume that you have received the statement and that it is correct.

For more information on your Pricing Option, please contact us or visit our website.

**For the latest Credit Rates on product, please go to fnb.co.za

First National Bank - a division of FirstRand Bank Limited. Registration Number 1929/001225/06. An Authorised Financial Services and Credit Provider (NCRCP20). On 30 May 2025, the Prime Lending Rate changed to 10.75%. This may impact the rate on any of your credit facilities.

Branch Number	Account Number	Date	DDA DB/YW/AV/ZZ/RK/BB/H8/WB/N	FN
887	62026224999	2025/06/30	PUBLIC SECTOR CHEQUE ACCOUNT	

Workings: Calculation of Cash Coverage Ratio 2024/2025

Municipality:	Dr Nkosazana Dlamini Zuma Municipality
Administrator Budget and Reporting:	T.Makhanya
Reviewed by Assistant CFO:	N.I Wela
Approved by CFO:	M.P Mtungwa
Date completed:	8-Jul-25

Cash Coverage Ratio: Indicates the municipality's ability to meet at least its monthly fixed operating commitments without collecting any additional revenue during that month,


norm: 3 months

R thousand	Description	2024/25 Final Budget
Surplus/Deficits - A8(Cash and Cash		
		97 409
	Cash/cash equivalents at the year end	29 795
	Other current investments > 90 days	103 528
	Non current assets - Investments	-
Less: Application of Cash and Investments		
	Unspent conditional transfers	533
	Unspent borrowing	-
	Other working capital requirements	-
	Other provisions	20 168
	Retention	10 225
	Reserves to be backed by cash/investments	4 988
Fixed Operating Commitments		
	Employee Related Costs	7 095
	Remuneration of councillors	1 036
	Operating lease(rent premises and machines etc)	-
	Contracted services	2 568
	Security Services	1 754
	Insurance	290
	Telephone costs	53
	Current portion of long term loan(if applicable), NB: include Finance charges	-
	Audit Fees	-
	Bank Charges	2
	Fuel and Oil	833
	Printing and Stationery	-
	Protective Clothing and Uniforms	-
	Ward committee expenses	112
	Other expenses	2 158
Total Fixed Operating Commitments		15 900
Monthly Fixed Operating Commitments		15 900
Cash Coverage Ratio*		6,13


* Cash Coverage Ratio Formula =

Net Cash (Cash equivalents+Investments-Commitments)
Divided by:
Monthly Fixed Operating Commitments

Prepared by : T.Makhanya

Date : 08/07/2025 Signature : 

Approved by : N.I Wela


Date : 08/07/2025 Signature : 

DR NKOSAZANA DLAMINI-ZUMA LOCAL MUNICIPALITY
GRANTS SUMMARY JUNE 2025

GRANT NAME						
GRANT NAME	VOTE NUMBER	ORIGINAL BUDGET 2024/2025	AMENDED BUDGET 2024/2025	TOTAL RECEIVED 30 JUNE 2025	TOTAL SPENT 30 JUNE 2025	TOTAL UNSPENT 30 JUNE 2025
NATIONAL TREASURY GRANTS						
MIG	30311070111	31 318 000,00	31 318 000,00	31 318 000,00	31 318 000,00	0,00
FMG	30311070231	1 900 000,00	1 900 000,00	1 900 000,00	1 900 000,00	0,00
EPWP	30311070221	1 832 000,00	1 832 000,00	1 832 000,00	1 832 000,00	-
SUB-TOTAL		35 050 000,00	35 050 000,00	35 050 000,00	35 050 000,00	0,00
KZN PROVINCIAL GRANTS						
LIBRARY SERVICE OPERATIONAL GRANT	30311070251	4 873 000,00	4 873 000,00	4 873 000,00	4 873 000,00	0,00
CLEANEST MUNICIPALITY COMPETION		400 000,00	1 400 000,00	1 400 000,00	867 130,14	532 869,86
SUB-TOTAL		5 273 000,00	6 273 000,00	6 273 000,00	5 740 130,14	532 869,86
TOTAL GRANTS		40 323 000,00	41 323 000,00	41 323 000,00	40 790 130,14	532 869,86
INCOME RECEIVED IN ADVANCED ELECTRIFICATION GRANT						
	30311070131	5 504 000,00	5 504 000,00	5 504 000,00	5 504 000,00	-

PREPARED BY: 
Ms PN Dlamini

Date: 07/07/2025

APPROVED BY: 
Mr N.I. Mela

Date: 07/07/2025

Annexure D: Total Cost Savings Disclosure in the In-Year and Annual Report Cost

	Cost Containment In-Year Report Measures						
Measures	Budget	Amended	Q1	Q2	Q3	Q4	Savings
	R'000	R'000	R'000	R'000	R'000	R'000	R'000
Use of consultants	13 181 847,00	16 462 517,00	51 677,15	14 097,87	192 461,00	9 999,96	268 235,98
Vehicles used for political office -bearers	360 731,00	360 731,00	-	-	-	-	-
Travel and subsistence	1 192 755,00	1 192 755,00	58 787,56	-	11 190,12	8 188,75	78 166,43
Domestic accommodation	4 612 646,00	4 830 646,00	23 065,36	3 000,00	6 528,86	-	32 594,22
Sponsorships, events and catering	2 957 310,00	2 707 739,00	21 765,91	7 131,73	2 887,00	6 934,75	38 719,39
Communication	4 569 909,00	5 446 909,00	84 367,19	-	-	2 086,75	86 453,94
Other related expenditure items	2 388 121,00	2 388 121,00	32 980,91	10 000,00	11 419,95	7 030,25	61 431,11
Total	29 263 319,00	33 389 418,00	272 644,08	34 229,60	224 486,93	34 240,46	565 601,07

Cost Containment Annual Report				
Cost Containment Measures	Budget	Amended	Total Expenditure	Savings
	R'000	R'000	R'000	R'000
Use of consultants	13 181 847,00	16 462 517,00	15 100 777,77	268 235,98
Vehicles used for political office -bearers	360 731,00	360 731,00	-	-
Travel and subsistence	1 192 755,00	1 192 755,00	1 103 398,45	78 166,43
Domestic accommodation	4 612 646,00	4 830 646,00	4 727 919,14	32 594,22
Sponsorships, events and catering	2 957 310,00	2 707 739,00	2 418 408,71	38 719,39
Communication	4 569 909,00	5 208 347,00	5 348 044,44	86 453,94
Other expenditure items	2 388 121,00	2 388 121,00	2 283 708,98	61 431,11
Total	29 263 319,00	33 150 856,00	30 982 257,49	565 601,07

Savings Percentage

2%

**REPORT ON MUNICIPAL STANDARD CHART OF ACCOUNTS FOR THE PERIOD
ENDED 30 JUNE 2025**

AUTHOR	:	mSCOA Project Manager
Levels	:	1 st Level – mSCOA Committee
	:	2 ND Level- MANCO
	:	3 RD Level-FINCO
	:	4 TH Level-EXCO
	:	5 TH Level-Council

1. PURPOSE

To report the progress on mSCOA implementation to the committees and council

2. LEGAL REQUIREMENTS BACKGROUND

The minister of finance promulgated Government Gazette N. 37577, Municipal Regulations on standard Chart of Accounts (mSCOA), on 22 April 2014.

The objective of the regulations is to provide a national standard for uniform recording and classification of municipal budget and financial information at a transaction level by providing a standard chart of accounts. Enable uniform information set across the whole of government to better inform national policy coordination and reporting, benchmarking and performance measurements. In accordance with regulations all municipalities and municipal entities are required to be mSCOA compliance with effect from the by 01 July 2017.

Section 62(1) reads in conjunction with Section 63(2)(a) of the Municipal Financial Management Act, Act No. 56 of 2003 (MFMA), task the accounting officer of the municipality, herewith referred to as the Municipal Manager (MM), with managing of the financial administration of the municipality as well as with maintaining a management, accounting and information system that accounts for the assets and liabilities. Therefore, the MM has the overall responsibility to manage the successful implementation of the MSCOA project within the municipality, to ensure compliance. However, the MM can, acting within the ambit of the law and prescripts, delegate some of the responsibilities.

Change Management

- On-going awareness to all Municipal officials to ensure that mSCOA is a Municipal wide reform and relates not only to the Budget and Treasury Office, but everyone, including Council and even External Stakeholders such as Service Providers.
- We have tried to ensure that the entire Municipality begins to appreciate and see the benefits of mSCOA since the start of the project.

Identification and nomination of the mSCOA Steering Committee Team

- Mr Wela has been appointed as the mSCOA Project Manager as the official who was the Project Manager has been appointed as the CFO.
- Signed appointment letters for all mSCOA Steering Committee members
- Appointment of system vendor to assist with implementation
- Terms of Reference for mSCOA Steering Committee were approved.
- The mSCOA Steering Committee Team consists of several officials from different departments and different units.

Functionality of the mSCOA Steering Committees

- Items on the agenda were covered as per the Treasury expectations,
 - increasing mSCOA awareness at the municipality,
 - Progress update.
- It was agreed that the ICT and mSCOA Steering Committee should sit on the same day as items discussed in these meetings are interrelated.
- One meeting was held during the fourth quarter on the 26th June 2025 as part of the ICT and mSCOA Steering Committee.
- MSCOA remains a standing line item in all management meetings, portfolio committees and departmental meetings.
- It was also resolved that members from these committees should be allowed to send representatives from their departments/units if they would not be able to attend the meeting.

Milestones for the period ended 30 June 2025

The following are the milestones that have been achieved by the municipality:

- Registration of Budget staff and IDP staff on the SAMRAS Web for capturing of Budget and IDP
- Submission of 2024/25 MSCOA Budget to National Treasury LG Portal
- Submission of 2024/25 IDP to National Treasury LG Portal
- Review of MSCOA Implementation Plan
- SCM Web module implemented and working (procurement up to R 300 000).
- Establishment of mSCOA project steering committee and appointment of project implementation team.
- Appointment of Project Manager
- Appointment of system vendor to assist with implementation
- Capturing of budget to seven mSCOA segments using the latest version
- Registering on LG-portal in order to submit mSCOA budget & log queries
- Evaluating the current financial management system
- Approval of the TOR
- Submission of monthly, quarterly and annual reports directly extracted from the system in line with mSCOA prescripts
- Monthly meetings with SAMRAS to discuss progress on implementation of SCM Module.

- The municipality had a meeting with finance system service provider to discuss progress on implementation of outstanding modules and presentations with demos were done by the service provider.
- Asset Management Unit with SAMRAS has started the set-ups on the system for the implementation of the asset management module.
- ICT officials attended SAMRAS training for Administrators to reduce reliance on the service providers, be able to provide on-time administrative support and able to clear and prevent common errors on the system.

3. LABOUR IMPLICATIONS

There is no additional labour implication

4. FINANCIAL IMPLICATIONS

Budget provisions were made in the 2024/2025 and 2025/2026 financial year for the MSCOA project.

5. Challenges

- No challenges noted during the period.

7. RECOMMENDATIONS

That the report be noted by the committees and council

BANK ACCOUNT WITHDRAWALS NOT IN TERMS OF AN APPROVED BUDGET

Municipal Finance Management Act, section 11(4)

Consolidated Quarterly Report for period 30/04/2025 to 30/06/2025



NAME OF MUNICIPALITY:

Date	Payee	Amount in R'000	Description and Purpose	Authorised by (name)
1. Section 11(b) - Expenditure authorised by the MEC for finance in terms of section 26 (4) when a municipality has failed to approve a budget by 30 June;				
			N/A	
2. Section 11(c) - Unforeseeable and unavoidable expenditure authorised by the mayor in terms of section 29 (1);				
			N/A	
3. Section 11(d) - Payments from a trust, charitable or relief fund without budget appropriation in terms of section 12(4);				
			N/A	
4. Section 11(e) - Payments to a person or organ of state of money received by the municipality on behalf of that person or organ of state, including (i) money collected by the municipality on behalf of that person or organ of state by agreement; or (ii) any insurance or other payments received by the municipality for that person or organ of state;				
			N/A	
5. Section 11(f) - Refund money incorrectly paid into a bank account;				
			N/A	
6. Section 11(g) - Refund guarantees, sureties and security deposits;				
			N/A	
7. Section 11(h) - Payments for cash management and investment purposes in accordance with section 13:				
01/04/2025	First National Bank	15,000,000.00	FNB OB TRF 000021427 BUSINESS MONEY MARKE	Mr. P.M Mtungwa & Mr. N.I Wela
30/04/2025	Standard Bank	20,127,397.26	FNB OB 000021543 STANDARD BANK INVEST	Mr. P.M Mtungwa & Mr. N.I Wela
05/06/2025	First National Bank	15,000,000.00	FNB OB TRF 000021656 TRANS TO M.MARKET	Mr. P.M Mtungwa & Mr. N.I Wela
8. Section 11(i) - To defray increased expenditure on a multi-year capital project in terms of section 31;				
			N/A	
9. Section 11(j) - Payments for such other purposes as may be prescribed from time-to-time.				
			N/A	

DISTRIBUTION

1. Did the Accounting Officer table in Council a consolidated report of all withdrawals within 30 days after the end of the quarter;	Yes / No
2. Date the consolidated report was tabled; and	Date : /07/2025
3. Was the copy of the consolidated report of all withdrawals submitted to the Auditor General	Yes / No

CHIEF FINANCIAL OFFICER

MUNICIPAL MANAGER

Instructions for completing this report:

The Accounting Officer must include information motivating the non-budgeted withdrawals, action taken to rectify the breach and identify how funding will be sourced through an Adjustments Budget. This motivation can be an additional report to council or incorporated into the table above by inserting additional space. This report must be tabled in Council within 30 days after the end of each quarter where a withdrawal occurs.

Withdrawals that must be reported each quarter:

Distribution:

1. Table this report in a full council meeting, including additional motivation on action taken to rectify, within 30 days after the end of each quarter (section 11(4))
2. Submit a copy to the relevant National Treasury, Provincial Treasury and the Auditor-General



BBST3781 007981

***DR NKOSAZANA DLAMINI ZUMA LOCAL MUNICIPALITY**

P O BOX 62

CREIGHTON

3263

MTUNGWAP@NDZ.GOV.ZA

☒ P O Box 219
Underberg 3257
Street Address Underberg
Main Street
Universal Branch Code 250655
fmb.co.za
Lost Cards 087-575-9406
Account Enquiries 087-736-2247
Fraud 087-575-9444
Relationship Manager Mlungiseleli Mnyani (031) 581 9765
☎ (031) 581-9765

Customer VAT Registration Number Not Provided
Bank VAT Registration Number 4210102051

Public Sector Cheque Account : 62026224999

Tax Invoice/Statement Number : 3781
Statement Period : 31 March 2025 to 1 April 2025
Statement Date : 1 April 2025

Statement Balances		Bank Charges		Interest Rate	
Opening Balance	17,854,304.73 Cr	Service Fees	0.00	Credit Rate**	3.50%
Closing Balance	2,445,133.07 Cr	Cash Deposit Fees	0.00	Debit Rate (Non-NCA)	14.00%
# Inclusive of VAT @ 15.00%	0.00	Cash Handling Fees	0.00		
Total VAT (ZAR)	0.00	Other Fees	0.00		

Transactions in RAND (ZAR)

Date	Description	Amount	Balance	Accrued Bank Charges
01 Apr	FNB App Payment From 30061163		17,855,104.73Cr	
01 Apr	FNB OB Pmt Ndzm 254255	800.00Cr	17,857,304.73Cr	
01 Apr	Scheduled Pymt From 102885	2,200.00Cr	17,857,304.73Cr	
01 Apr	Scheduled Pymt From Ndzm66282	453.38Cr	17,857,758.11Cr	
01 Apr	Scheduled Pymt From Ndzm 30068096	380.38Cr	17,858,138.49Cr	
01 Apr	Scheduled Pymt From Ndzm47979	388.36Cr	17,858,526.85Cr	
01 Apr	Scheduled Pymt From Ndzm 47962	529.34Cr	17,859,056.19Cr	
01 Apr	Scheduled Pymt From Ndzm 47955	744.80Cr	17,859,800.99Cr	
01 Apr	FNB App Payment From 217245	521.36Cr	17,860,322.35Cr	
01 Apr	FNB App Payment From Kwas 136085	3,000.00Cr	17,863,322.35Cr	
01 Apr	FNB OB Pmt Ndzm 30060083	1,468.55Cr	17,864,790.90Cr	
01 Apr	Scheduled Pymt From Ndzm 259425	1,330.00Cr	17,866,120.90Cr	
01 Apr	Scheduled Pymt From Ndzm 30063000	2,300.00Cr	17,868,420.90Cr	
01 Apr	Scheduled Pymt From 30063512	500.00Cr	17,868,920.90Cr	
01 Apr	FNB OB Pmt Ndzm 30056901	2,800.00Cr	17,871,720.90Cr	
01 Apr	Scheduled Pymt From Ndzm 30055955	500.00Cr	17,872,220.90Cr	
01 Apr	Payment To Mathutha Tradi	1,555.20Cr	17,873,776.10Cr	
01 Apr	FNB OB Trf FNB OB Trf 000021427 Business Money Marke	105,397.50	17,768,378.60Cr	
01 Apr	FNB App Payment From Kwas 263845	15,000,000.00	2,768,378.60Cr	
01 Apr	FNB OB Pmt Ndzm 30056152	1,500.00Cr	2,769,878.60Cr	
01 Apr	FNB App Payment From Ndzm30056138	1,950.00Cr	2,771,828.60Cr	
01 Apr	FNB App Payment From 30068397	2,122.04Cr	2,773,950.64Cr	
01 Apr	Magtape Credit Kwas152105	2,717.95Cr	2,776,668.59Cr	
01 Apr	Magtape Credit 266028	400.00Cr	2,777,068.59Cr	
01 Apr	Magtape Credit Capitec 69 Sutton Str 941005	435.00Cr	2,777,503.59Cr	
		480.00Cr	2,777,983.59Cr	

Branch Number	Account Number	Date	DDA DB/YW/AV/ZZ/ZZ/RK/BB/H8/WB/N	FN
887	62026224999	2025/04/01	PUBLIC SECTOR CHEQUE ACCOUNT	

Transactions in RAND (ZAR) : 62026224999

Date	Description	Amount	Balance	Accrued Bank Charges
01 Apr	Magtape Credit 12166			
01 Apr	Magtape Credit ABSA Bank Ndzm 30055931	600.00Cr	2,778,583.59Cr	
01 Apr	Magtape Credit ABSA Bank Ndzm 30067190	720.00Cr	2,779,303.59Cr	
01 Apr	Magtape Credit Ndzm - 30060904 Erf 638	948.78Cr	2,780,252.37Cr	
01 Apr	Magtape Credit ABSA Bank Ndzm63195	1,137.85Cr	2,781,390.22Cr	
01 Apr	Magtape Credit Barberry Ndzm 30063990	1,200.00Cr	2,782,590.22Cr	
01 Apr	Magtape Credit Ndzm 21045 Todd	1,340.24Cr	2,783,930.46Cr	
01 Apr	Magtape Credit Kwas 194915	1,386.29Cr	2,785,316.75Cr	
01 Apr	Magtape Credit Eduacted Risk 123185	1,500.00Cr	2,786,816.75Cr	
01 Apr	Magtape Credit Ndzm 52980 Frl Kamhoot	1,500.00Cr	2,788,316.75Cr	
01 Apr	Magtape Credit 30067200	1,649.40Cr	2,789,966.15Cr	
01 Apr	Magtape Credit Ndzm173995	1,905.43Cr	2,791,871.58Cr	
01 Apr	Magtape Credit ABSA Bank 30062748	1,994.25Cr	2,793,865.83Cr	
01 Apr	Magtape Credit 30064991	2,000.00Cr	2,795,865.83Cr	
01 Apr	Magtape Credit Capitec Ndzm30067729	2,158.32Cr	2,798,024.15Cr	
01 Apr	Magtape Credit 30062944	2,299.75Cr	2,800,323.90Cr	
01 Apr	Magtape Credit 26335 Dublin Trust	2,613.46Cr	2,802,937.36Cr	
01 Apr	Magtape Credit ABSA Bank Ndzm 30056073	4,344.68Cr	2,807,282.04Cr	
01 Apr	Magtape Credit Sapostoffieft Payment Sapo	4,911.65Cr	2,812,193.69Cr	
01 Apr	Magtape Credit Ndzm 57727	14,296.97Cr	2,826,490.66Cr	
01 Apr	Magtape Credit Telkomsa Telkom Soc Ltd	14,493.25Cr	2,840,983.91Cr	
01 Apr	Magtape Credit Fast Trackmorning Dew Trading2	16,207.96Cr	2,857,191.87Cr	
01 Apr	Internal Debit Order First Autopaym 80408 Com00001	19,593.66Cr	2,876,785.53Cr	
01 Apr	Magtape Debit Brokersuregmvi001	396,470.03	2,480,315.50Cr	
01 Apr	Magtape Debit Netstar 5943508639250401	6,550.91	2,473,764.59Cr	12.00
Closing Balance		28,631.52	2,445,133.07Cr	12.00

2,445,133.07Cr

Turnover for Statement Period

No. Credit Transactions 45

No. Debit Transactions 5

127,878.30Cr

15,537,049.96Dr

Please contact us within 30 days from your statement date, should you wish to query an entry on this statement (incl. card transactions done during this statement period, but not yet reflecting). Should we not hear from you, we will assume that you have received the statement and that it is correct.

For more information on your Pricing Option, please contact us or visit our website.

**For the latest Credit Rates on product, please go to fnb.co.za

First National Bank - a division of FirstRand Bank Limited. Registration Number 1929/001225/06. An Authorised Financial Services and Credit Provider (NCRCP20). On 31 January 2025, the Prime Lending Rate changed to 11.00%. This may impact the rate on any of your credit facilities.

Branch Number	Account Number	Date	DDA DB/YW/AV/ZZ/ZZ/RK/BB/H8/WB/N	FN
887	62026224999	2025/04/01	PUBLIC SECTOR CHEQUE ACCOUNT	



BBST3803 158244

*DR NKOSAZANA DLAMINI ZUMA LOCAL MUNICIPALITY

P O BOX 62

CREIGHTON

3263

MTUNGWAP@NDZ.GOV.ZA

✉ P O Box 219
Underberg 3257
Street Address Underberg
Main Street
Universal Branch Code 250655
🌐 fnb.co.za
Lost Cards 087-575-9406
Account Enquiries 087-736-2247
Fraud 087-575-9444
Relationship Manager Mlungiseleli Mnyani (031) 581 9765
☎ (031) 581-9765

Customer VAT Registration Number Not Provided
Bank VAT Registration Number 4210102051

Public Sector Cheque Account : 62026224999

Tax Invoice/Statement Number : 3803
Statement Period : 29 April 2025 to 30 April 2025
Statement Date : 30 April 2025

Statement Balances		Bank Charges		Interest Rate	
Opening Balance	27,448,172.85 Cr	Service Fees	0.00	Credit Rate**	3.50%
Closing Balance	2,850,987.42 Cr	Cash Deposit Fees	0.00	Debit Rate (Non-NCA)	14.00%
# Inclusive of VAT @ 15.00%	0.00	Cash Handling Fees	0.00		
Total VAT (ZAR)	0.00	Other Fees	0.00		

Transactions in RAND (ZAR)

Date	Description	Amount	Balance	Accrued Bank Charges
30 Apr	FNB OB Pmt Ndzlm 128725	4,069.80Cr	27,452,242.65Cr	
30 Apr	FNB OB Pmt Ndzlm 233025	3,404.80Cr	27,455,647.45Cr	
30 Apr	Scheduled Pymt From Ndzlm 262065	530.00Cr	27,456,177.45Cr	
30 Apr	Scheduled Pymt From 30066591	178.45Cr	27,456,355.90Cr	
30 Apr	Scheduled Pymt From Ndzlm 30066728	707.66Cr	27,457,063.56Cr	
30 Apr	Scheduled Pymt From Ndzlm 84215	300.00Cr	27,457,363.56Cr	
30 Apr	FNB OB Pmt 55732 Sunnyside Farm	1,042.70Cr	27,458,406.26Cr	
30 Apr	FNB OB Pmt 47883 Na Smith Famil	478.80Cr	27,458,885.06Cr	
30 Apr	FNB OB Pmt 47876 Na Smith Famil	3,458.00Cr	27,462,343.06Cr	
30 Apr	FNB OB Pmt 48482 Willis Family	3,138.80Cr	27,465,481.86Cr	
30 Apr	Scheduled Pymt From Kwas 246665	2,500.00Cr	27,467,981.86Cr	
30 Apr	Scheduled Pymt From Ndzlm30067420	2,000.00Cr	27,469,981.86Cr	
30 Apr	FNB App Payment From 13005	1,263.00Cr	27,471,244.86Cr	
30 Apr	Scheduled Pymt From 30063756	956.72Cr	27,472,201.58Cr	
30 Apr	FNB OB Pmt 259515	3,857.00Cr	27,476,058.58Cr	
30 Apr	FNB OB Pmt 123665	2,287.60Cr	27,478,346.18Cr	
30 Apr	FNB OB Pmt 217955	670.32Cr	27,479,016.50Cr	
30 Apr	FNB OB Pmt 259455	1,106.56Cr	27,480,123.06Cr	
30 Apr	FNB OB Pmt 262005	739.48Cr	27,480,862.54Cr	
30 Apr	FNB OB Pmt 238445	931.00Cr	27,481,793.54Cr	
30 Apr	FNB OB Pmt 30057555	3,882.45Cr	27,485,675.99Cr	
30 Apr	FNB OB Pmt 30060911	2,846.20Cr	27,488,522.19Cr	
30 Apr	FNB OB Pmt 30066120	1,257.24Cr	27,489,779.43Cr	
30 Apr	FNB App Payment From Ndzlm 30064166	1,797.85Cr	27,491,577.28Cr	
30 Apr	FNB App Payment From G.Petersen.259255	1,700.00Cr	27,493,277.28Cr	

Branch Number	Account Number	Date	DDA DB/YW/AV/ZZ/ZZ/RK/BB/H8/WB/N	FN
887	62026224999	2025/04/30	PUBLIC SECTOR CHEQUE ACCOUNT	

Transactions in RAND (ZAR) : 62026224999

Date	Description	Amount	Balance	Accrued Bank Charges
30 Apr	FNB OB Pmt 262255			
30 Apr	FNB OB Pmt 262275	851.20Cr	27,494,128.48Cr	
30 Apr	FNB OB Pmt 67685	2,048.20Cr	27,496,176.68Cr	
30 Apr	FNB OB Pmt 67788	1,042.70Cr	27,497,219.38Cr	
30 Apr	FNB OB Pmt 67630	1,090.60Cr	27,498,309.98Cr	
30 Apr	FNB OB Pmt 262185	77.10Cr	27,498,387.08Cr	
30 Apr	FNB OB Pmt 262225	279.30Cr	27,498,666.38Cr	
30 Apr	FNB OB Pmt 49964	3,697.40Cr	27,502,363.78Cr	
30 Apr	FNB OB Pmt 49971	928.35Cr	27,503,292.13Cr	
30 Apr	FNB OB Pmt 30057799	50.50Cr	27,503,342.63Cr	
30 Apr	FNB OB Pmt 30057816	3,005.80Cr	27,506,348.43Cr	
30 Apr	FNB OB Pmt 30057830	1,303.40Cr	27,507,651.83Cr	
30 Apr	FNB App Payment From 97525	1,782.20Cr	27,509,434.03Cr	
30 Apr	FNB OB Pmt Ndzm 128355	1,800.00Cr	27,511,234.03Cr	
30 Apr	FNB OB Pmt Ndzm 217615	1,229.93Cr	27,512,463.96Cr	
30 Apr	FNB OB Pmt Ndzm 128885	1,657.83Cr	27,514,121.79Cr	
30 Apr	FNB OB Pmt Ndzm 217845 Storm P	25,346.50Cr	27,539,468.29Cr	
30 Apr	FNB OB Pmt 262245	489.44Cr	27,539,957.73Cr	
30 Apr	FNB OB Pmt Ndzm 123225	2,000.00Cr	27,541,957.73Cr	
30 Apr	FNB OB Pmt Kwas 115395	2,926.00Cr	27,544,883.73Cr	
30 Apr	FNB OB Pmt 30064290	555.90Cr	27,545,439.63Cr	
30 Apr	FNB OB Pmt 165795	4,649.51Cr	27,550,089.14Cr	
30 Apr	FNB OB Pmt 173855	6,468.00Cr	27,556,557.14Cr	
30 Apr	FNB OB Pmt 233345	1,712.79Cr	27,558,269.93Cr	
30 Apr	FNB OB Pmt 131575	3,221.03Cr	27,561,490.96Cr	
30 Apr	FNB OB Pmt Kwas21495	15,000.00Cr	27,576,490.96Cr	
30 Apr	FNB App Payment From 254315	1,239.95Cr	27,577,730.91Cr	
30 Apr	FNB OB Pmt FNB OB 000021483 War	1,857.60Cr	27,579,588.51Cr	
30 Apr	Cash Deposit Ixopo	135,000.00	27,444,588.51Cr	
30 Apr	FNB OB Pmt Kwas 262035	2,873.60Cr	27,447,462.11Cr	
30 Apr	FNB OB Pmt FNB OB 000021484 Avb	1,966.95Cr	27,449,429.06Cr	
30 Apr	FNB OB Pmt FNB OB 000021485 Ass	36,814.82	27,412,614.24Cr	
30 Apr	FNB OB Pmt FNB OB 000021486 Met	30,099.70	27,382,514.54Cr	
30 Apr	FNB OB Pmt FNB OB 000021487 Lib	51,169.91	27,331,344.63Cr	
30 Apr	FNB OB Pmt FNB OB 000021488 Njm	6,961.50	27,324,383.13Cr	
30 Apr	FNB OB Pmt FNB OB 000021489 San	5,700.00	27,318,683.13Cr	
30 Apr	FNB OB Pmt FNB OB 000021490 Nsf	128,193.14	27,190,489.99Cr	
30 Apr	FNB OB Pmt FNB OB 000021491 D &	506.67	27,189,983.32Cr	
30 Apr	FNB OB Pmt FNB OB 000021492 D &	500.00	27,189,483.32Cr	
30 Apr	FNB OB Pmt FNB OB 000021493 D&R	600.00	27,188,883.32Cr	
30 Apr	FNB OB Pmt FNB OB 000021494 C M	850.00	27,188,033.32Cr	
30 Apr	FNB OB Pmt FNB OB 000021495 Anc	600.00	27,187,433.32Cr	
30 Apr	FNB OB Pmt FNB OB 000021496 Dem	25,910.66	27,161,522.66Cr	
30 Apr	FNB OB Pmt FNB OB 000021497 Ink	485.00	27,161,037.66Cr	
30 Apr	FNB OB Pmt FNB OB 000021498 Anc	8,170.55	27,152,867.11Cr	
30 Apr	FNB OB Pmt FNB OB 000021499 Dem	3,950.00	27,148,917.11Cr	
30 Apr	FNB OB Pmt FNB OB 000021500 Eco	485.00	27,148,432.11Cr	
30 Apr	FNB OB Pmt FNB OB 000021501 Sou	13,743.56	27,134,688.55Cr	
30 Apr	FNB OB Pmt FNB OB 000021502 Sou	12,240.00	27,122,448.55Cr	
30 Apr	FNB OB Pmt FNB OB 000021503 Sou	3,355.49	27,119,093.06Cr	
30 Apr	FNB OB Pmt FNB OB 000021504 Ima	5,473.10	27,113,619.96Cr	
30 Apr	FNB OB Pmt FNB OB 000021505 Mun	4,922.50	27,108,697.46Cr	
30 Apr	FNB OB Pmt FNB OB 000021506 Mun	20,255.74	27,088,441.72Cr	
30 Apr	FNB OB Pmt FNB OB 000021507 Sam	204,376.66	26,884,065.06Cr	
30 Apr	FNB OB Pmt FNB OB 000021508 Mom	44,767.00	26,839,298.06Cr	
30 Apr	FNB OB Pmt FNB OB 000021509 Nat	4,279.00	26,835,019.06Cr	
30 Apr	FNB OB Pmt FNB OB 000021510 Nat	1,096,240.23	25,738,778.83Cr	
30 Apr	FNB OB Pmt FNB OB 000021511 Nat	31,783.51	25,706,995.32Cr	
30 Apr	FNB OB Pmt FNB OB 000021512 La	27,425.91	25,679,569.41Cr	
30 Apr	FNB OB Pmt FNB OB 000021513 Bon	419,645.00	25,259,924.41Cr	
		68,471.86	25,191,452.55Cr	

Branch Number	Account Number	Date	DDA DB/YW/AV/ZZ/ZZ/RK/BB/H8/WB/N	FN
887	62026224999	2025/04/30	PUBLIC SECTOR CHEQUE ACCOUNT	

Transactions in RAND (ZAR) : 62026224999

Date	Description	Amount	Balance	Accrued Bank Charges
30 Apr	FNB OB Pmt FNB OB 000021514 Key			
30 Apr	FNB OB Pmt FNB OB 000021515 Rec	Key Health	61,637.00	25,129,815.55Cr
30 Apr	FNB OB Pmt FNB OB 000021516 Nsf	Receiver Of Revenue	500.00	25,129,315.55Cr
30 Apr	FNB OB Pmt FNB OB 000021517 Ita	Nsfas	500.00	25,128,815.55Cr
30 Apr	FNB OB Pmt FNB OB 000021518 Boo	Ita88	636.00	25,128,179.55Cr
30 Apr	FNB OB Pmt FNB OB 000021519 Ixo	Booyesen & Co Inc	1,000.00	25,127,179.55Cr
30 Apr	FNB OB Pmt FNB OB 000021520 Ixo	Ixopo Magistrates/ M	600.00	25,126,579.55Cr
30 Apr	FNB OB Pmt FNB OB 000021521 Hle	Ixopo Magistrate/Bhe	400.00	25,126,179.55Cr
30 Apr	FNB OB Pmt FNB OB 000021522 Lis	Hlengiwe Peggy Molfe	1,500.00	25,124,679.55Cr
30 Apr	FNB OB Pmt FNB OB 000021523 Imp	Lister & Lister	850.00	25,123,829.55Cr
30 Apr	FNB OB Pmt FNB OB 000021524 Mag	Impendle Magistrate	350.00	25,123,479.55Cr
30 Apr	FNB OB Pmt FNB OB 000021525 Om	Magistrate Pmb(Mngun	800.00	25,122,679.55Cr
30 Apr	FNB OB Pmt FNB OB 000021526 Med	Om Mkhize	400.00	25,122,279.55Cr
30 Apr	FNB OB Pmt FNB OB 000021527 Man	Medshield Medical Sc	5,124.00	25,117,155.55Cr
30 Apr	FNB OB Pmt FNB OB 000021528 Nsf	Mandisa Goodness Had	1,000.00	25,116,155.55Cr
30 Apr	FNB OB Pmt FNB OB 000021529 Hle	Nsfas Lc Mtolo	300.00	25,115,855.55Cr
30 Apr	FNB OB Pmt FNB OB 000021530 Rec	Hlengiwe T Dlodla	1,000.00	25,114,855.55Cr
30 Apr	FNB OB Pmt FNB OB 000021531 Non	Reciever Of Revenue	1,086,370.07	24,028,485.48Cr
30 Apr	FNB OB Pmt FNB OB 000021532 Zk	Nonhlanhla F Mngni	750.00	24,027,735.48Cr
30 Apr	FNB OB Pmt FNB OB 000021533 Am	Zk Mancini	1,600.00	24,026,135.48Cr
30 Apr	FNB OB Pmt FNB OB 000021534 Cs	Am Zondi	600.00	24,025,535.48Cr
30 Apr	FNB OB Pmt FNB OB 000021535 Tho	Cs Shabane	2,000.00	24,023,535.48Cr
30 Apr	FNB OB Pmt FNB OB 000021536 NOK	Thoko Sosibo	1,400.00	24,022,135.48Cr
30 Apr	FNB OB Pmt FNB OB 000021537 Nob	Nokwazi M Mokoena	400.00	24,021,735.48Cr
30 Apr	FNB OB Pmt FNB OB 000021538 Nto	Nobuhle Dubazana	700.00	24,021,035.48Cr
30 Apr	FNB OB Pmt FNB OB 000021539 Clo	Ntombifuthi Mshengu	2,500.00	24,018,535.48Cr
30 Apr	FNB OB Pmt FNB OB 000021540 D&R	Cloudia N Khubon	300.00	24,018,235.48Cr
30 Apr	FNB OB Pmt FNB OB 000021541 R S	D&R Incorporate	1,200.00	24,017,035.48Cr
30 Apr	FNB OB Pmt FNB OB 000021542 Ndz	R Sosibo	1,000.00	24,016,035.48Cr
30 Apr	FNB OB Pmt FNB OB 000021543 Sta	Ndz - Me Mshengu	600.00	24,015,435.48Cr
30 Apr	FNB OB Pmt 246795	Standard Bank Invest	20,127,397.26	3,888,038.22Cr
30 Apr	FNB OB Pmt 123875		7,732.39Cr	3,895,770.61Cr
30 Apr	FNB OB Pmt 115315		5,057.26Cr	3,900,827.87Cr
30 Apr	FNB OB Pmt 123885		4,601.50Cr	3,905,429.37Cr
30 Apr	FNB OB Pmt 259815		777.75Cr	3,906,207.12Cr
30 Apr	FNB OB Pmt 136725		1,500.00Cr	3,907,707.12Cr
30 Apr	FNB OB Pmt Ndzm 30058745		3,750.60Cr	3,911,457.72Cr
30 Apr	FNB OB Pmt Ndzm 30063835		1,397.55Cr	3,912,855.27Cr
30 Apr	FNB OB Pmt S Preston - 21535		300.00Cr	3,913,155.27Cr
30 Apr	Payshap Credit 30066539 Ndzm		3,500.00Cr	3,916,655.27Cr
30 Apr	Payment To Ms Sibisi		400.00Cr	3,917,055.27Cr
30 Apr	FNB App Payment From Ndzm 149145		5,928.00	3,911,127.27Cr
30 Apr	Payment To Sombizi Holdin		878.00Cr	3,912,005.27Cr
30 Apr	Payment To Nciza Construc		30,525.60	3,881,479.67Cr
30 Apr	Payment To Scott Williams		13,400.00	3,868,079.67Cr
30 Apr	Payment To Amancwabane Tr		11,132.00	3,856,947.67Cr
30 Apr	Payment To Amandaba Funer		5,200.00	3,851,747.67Cr
30 Apr	Payment To Sovanisa Proje		6,600.00	3,845,147.67Cr
30 Apr	Payment To Inkathazo Grou		6,000.00	3,839,147.67Cr
30 Apr	Payshap Credit 5775		6,900.00	3,832,247.67Cr
			250.00Cr	3,832,497.67Cr

Branch Number	Account Number	Date	DDA DB/YW/AV/ZZ/ZZ/RK/BB/H8/WB/N	FN
887	62026224999	2025/04/30	PUBLIC SECTOR CHEQUE ACCOUNT	

Transactions in RAND (ZAR) : 62026224999

Date	Description	Amount	Balance	Accrued Bank Charges
30 Apr	FNB OB Pmt 84015			
30 Apr	FNB OB Pmt FNB OB 000021544 Maj	1,149.85Cr	3,833,647.52Cr	
30 Apr	FNB OB Pmt FNB OB 000021545 Bg	404,814.72	3,428,832.80Cr	
30 Apr	FNB OB Pmt FNB OB 000021546 Ndu	285,669.00	3,143,163.80Cr	
30 Apr	FNB OB Pmt FNB OB 000021547 Ukw	16,896.00	3,126,267.80Cr	
30 Apr	Payment To Sephulamoya Tr	312,432.00	2,813,835.80Cr	
30 Apr	Payment To Zomakahle Trad	29,800.00	2,784,035.80Cr	
30 Apr	Payment To Mqala Logistic	9,000.00	2,775,035.80Cr	
30 Apr	Payment To Scott Williams	5,576.25	2,769,459.55Cr	
30 Apr	Payment To Gugube Holding	6,267.50	2,763,192.05Cr	
30 Apr	Payment To Sovanisa Proje	25,500.00	2,737,692.05Cr	
30 Apr	Payment To Ivukuthu1 Trad	18,484.00	2,719,208.05Cr	
30 Apr	Payment To Meke	8,170.00	2,711,038.05Cr	
30 Apr	Payshap Credit Ndzm 30067190	3,200.00	2,707,838.05Cr	
30 Apr	FNB OB Pmt Ndzm68665	948.78Cr	2,708,786.83Cr	
30 Apr	FNB OB Pmt Kwas 217425 Gouveia	1,657.75Cr	2,710,444.58Cr	
30 Apr	Payment To Amancwabane Tr	1,198.22Cr	2,711,642.80Cr	
30 Apr	Cash Deposit Hayfield	1,623.00	2,710,019.80Cr	
30 Apr	FNB OB Pmt 123055	675.50Cr	2,710,695.30Cr	
30 Apr	FNB OB Pmt 123075	1,356.60Cr	2,712,051.90Cr	
30 Apr	FNB OB Pmt 30065899	399.00Cr	2,712,450.90Cr	
30 Apr	FNB OB Pmt 123045	912.00Cr	2,713,362.90Cr	
30 Apr	FNB OB Pmt Ndzm 30061156	611.80Cr	2,713,974.70Cr	
30 Apr	FNB OB Pmt 262375	2,163.15Cr	2,716,137.85Cr	
30 Apr	FNB App Payment From 30057524	1,798.05Cr	2,717,935.90Cr	
30 Apr	FNB OB Pmt Ndzm 54401	1,000.00Cr	2,718,935.90Cr	
30 Apr	FNB App Payment From Ndzm 259565	9,097.20Cr	2,728,033.10Cr	
30 Apr	FNB App Payment From Ndzm 262115	2,308.00Cr	2,730,341.10Cr	
30 Apr	FNB OB Pmt Kwas254785	1,543.90Cr	2,731,885.00Cr	
30 Apr	Int-Banking Pmt Frm Ndzm 30066216	1,400.00Cr	2,733,285.00Cr	
30 Apr	Magtape Credit Ndzm 30060186	800.00Cr	2,734,085.00Cr	
30 Apr	Magtape Credit ABSA Bank 262105	150.00Cr	2,734,235.00Cr	
30 Apr	Magtape Credit Ndzm 30068476	161.33Cr	2,734,396.33Cr	
30 Apr	Magtape Credit Investecpb136245	200.00Cr	2,734,596.33Cr	
30 Apr	Magtape Credit Ndzm30061383	255.80Cr	2,734,852.13Cr	
30 Apr	Magtape Credit 12214	300.00Cr	2,735,152.13Cr	
30 Apr	Magtape Credit Ndzm 30056262	360.00Cr	2,735,512.13Cr	
30 Apr	Magtape Credit 30068249	418.08Cr	2,735,930.21Cr	
30 Apr	Magtape Credit Kwas152105	440.00Cr	2,736,370.21Cr	
30 Apr	Magtape Credit Ndzm 30065277	450.00Cr	2,736,820.21Cr	
30 Apr	Magtape Credit Sharpey Security B042/24/25	467.00Cr	2,737,287.21Cr	
30 Apr	Magtape Credit Capitec 69 Sutton Str 941005	476.00Cr	2,737,763.21Cr	
30 Apr	Magtape Credit 30063976 Ndzm	480.00Cr	2,738,243.21Cr	
30 Apr	Magtape Credit Investecpb136265	500.00Cr	2,738,743.21Cr	
30 Apr	Magtape Credit Investecpb136255	545.11Cr	2,739,288.32Cr	
30 Apr	Magtape Credit Netcash161Recharger Rebate	581.88Cr	2,739,870.20Cr	
30 Apr	Magtape Credit Bv Cawood Ndzm 262345	822.45Cr	2,740,692.65Cr	
30 Apr	Magtape Credit Ndzm 30064300	840.00Cr	2,741,532.65Cr	
30 Apr	Magtape Credit Ndzm194855	1,000.00Cr	2,742,532.65Cr	
30 Apr	Magtape Credit Investecpbndzm 30056341	1,000.00Cr	2,743,532.65Cr	
30 Apr	Magtape Credit ABSA Bank Ndzm 30066694	1,000.00Cr	2,744,532.65Cr	
30 Apr	Magtape Credit Ndzm 30059382	1,058.29Cr	2,745,590.94Cr	
30 Apr	Magtape Credit Ndzm 625	1,100.00Cr	2,746,690.94Cr	
30 Apr	Magtape Credit 233415	1,183.63Cr	2,747,874.57Cr	
30 Apr	Magtape Credit 30065325	1,200.00Cr	2,749,074.57Cr	
30 Apr	Magtape Credit Ndzm 30056262	1,201.36Cr	2,750,275.93Cr	
30 Apr	Magtape Credit Ndzm 30058082	1,351.00Cr	2,751,626.93Cr	
30 Apr	Magtape Credit Ndzm 21045 Todd	1,375.15Cr	2,753,002.08Cr	
30 Apr	Magtape Credit A.L.Sanders 107525	1,386.29Cr	2,754,388.37Cr	
30 Apr	Magtape Credit 34465 Erf 128 Underberg	1,500.00Cr	2,755,888.37Cr	
		1,500.00Cr	2,757,388.37Cr	

Branch Number	Account Number	Date	DDA DB/YW/AV/ZZ/ZZ/RK/BB/H8/WB/N	FN
887	62026224999	2025/04/30	PUBLIC SECTOR CHEQUE ACCOUNT	

Transactions in RAND (ZAR) : 62026224999

Date	Description	Amount	Balance	Accrued Bank Charges
30 Apr	Magtape Credit ABSA Bank Ndzm 30066027			
30 Apr	Magtape Credit Ndzm 173455	1,526.00Cr	2,758,914.37Cr	
30 Apr	Magtape Credit Kwas 157775	1,569.40Cr	2,760,483.77Cr	
30 Apr	Magtape Credit 30061888	1,600.00Cr	2,762,083.77Cr	
30 Apr	Magtape Credit Ndzm 233605	1,600.00Cr	2,763,683.77Cr	
30 Apr	Magtape Credit Ndzm 30063172	1,650.00Cr	2,765,333.77Cr	
30 Apr	Magtape Credit ABSA Bank Ndzm30064496	1,716.90Cr	2,767,050.67Cr	
30 Apr	Magtape Credit 30066199	1,799.00Cr	2,768,849.67Cr	
30 Apr	Magtape Credit Cashfocus 238545	1,800.00Cr	2,770,649.67Cr	
30 Apr	Magtape Credit ABSA Bank 173685	1,808.50Cr	2,772,458.17Cr	
30 Apr	Magtape Credit 246545	1,854.35Cr	2,774,312.52Cr	
30 Apr	Magtape Credit Ndzm 30065545	1,854.35Cr	2,776,166.87Cr	
30 Apr	Magtape Credit Ndzm 254165	1,944.41Cr	2,778,111.28Cr	
30 Apr	Magtape Credit Ndzm102155 Sewbuckus	2,000.00Cr	2,780,111.28Cr	
30 Apr	Magtape Credit Investecpndzm30063952	2,000.00Cr	2,782,111.28Cr	
30 Apr	Magtape Credit Ndzm30067114	2,125.54Cr	2,784,236.82Cr	
30 Apr	Magtape Credit Cashfocus 123015	2,298.26Cr	2,786,535.08Cr	
30 Apr	Magtape Credit Capitec Ndzm 30060928 (643)	2,553.60Cr	2,789,088.68Cr	
30 Apr	Magtape Credit ABSA Bank 11062 L Dreyer	2,600.00Cr	2,791,688.68Cr	
30 Apr	Magtape Credit Ndzm 57727	2,641.15Cr	2,794,329.83Cr	
30 Apr	Magtape Credit Investecpndzm 30061936	2,872.80Cr	2,797,202.63Cr	
30 Apr	Magtape Credit Kwas144405	3,000.00Cr	2,800,202.63Cr	
30 Apr	Magtape Credit Ndzm 30059007	3,000.00Cr	2,803,202.63Cr	
30 Apr	Magtape Credit Ndzm 263325	3,162.15Cr	2,806,364.78Cr	
30 Apr	Magtape Credit Burnview Trading Trust 67582	3,537.05Cr	2,809,901.83Cr	
30 Apr	Magtape Credit Ndzm30057768	3,755.03Cr	2,813,656.86Cr	
30 Apr	Magtape Credit Ndzm76955	4,705.05Cr	2,818,361.91Cr	
30 Apr	Magtape Credit Ndzm97485	5,000.00Cr	2,823,361.91Cr	
30 Apr	Magtape Credit Anc827 Bulwer	5,000.00Cr	2,828,361.91Cr	
30 Apr	Magtape Credit Fast Trackmorning Dew Trading2	5,286.32Cr	2,833,648.23Cr	
30 Apr	Internal Debit Order F/Card Comrental00013209FNB	19,593.66Cr	2,853,241.89Cr	
30 Apr	Internal Debit Order F/Card Comrental01763886FNB	448.50	2,852,793.39Cr	
30 Apr	Internal Debit Order F/Card Comcommis00013209	448.50	2,852,344.89Cr	
30 Apr	Magtape Debit M-Choice M-Choice195459696	867.47	2,851,477.42Cr	
Closing Balance		490.00	2,850,987.42Cr	12.00

2,850,987.42Cr

Turnover for Statement Period

No. Credit Transactions 143
No. Debit Transactions 86

314,577.95Cr
24,911,763.38Dr

Please contact us within 30 days from your statement date, should you wish to query an entry on this statement (incl. card transactions done during this statement period, but not yet reflecting). Should we not hear from you, we will assume that you have received the statement and that it is correct.

For more information on your Pricing Option, please contact us or visit our website.
**For the latest Credit Rates on product, please go to fnb.co.za

First National Bank - a division of FirstRand Bank Limited. Registration Number 1929/001225/06. An Authorised Financial Services and Credit Provider (NCRCP20).
On 31 January 2025, the Prime Lending Rate changed to 11.00%. This may impact the rate on any of your credit facilities.

Branch Number	Account Number	Date	DDA DB/YW/AV/ZZ/RK/BB/H8/WB/N	FN
887	62026224999	2025/04/30	PUBLIC SECTOR CHEQUE ACCOUNT	



BBST3833 003480

*DR NKOSAZANA DLAMINI ZUMA LOCAL MUNICIPALITY

P O BOX 62

CREIGHTON

3263

MTUNGWAP@NDZ.GOV.ZA

P O Box 219
Underberg 3257Street Address Underberg
Main Street

Universal Branch Code 250655

fnb.co.za

Lost Cards 087-575-9406

Account Enquiries 087-736-2247

Fraud 087-575-9444

Relationship Manager Mlungiseleli Mnyani (031) 581 9765
(031) 581-9765Customer VAT Registration Number Not Provided
Bank VAT Registration Number 4210102051

Public Sector Cheque Account : 62026224999

Tax Invoice/Statement Number : 3833

Statement Period : 4 June 2025 to 5 June 2025

Statement Date : 5 June 2025

Statement Balances

Opening Balance	25,843,364.14 Cr
Closing Balance	7,745,321.07 Cr
# Inclusive of VAT @ 15.00%	0.00
Total VAT (ZAR)	0.00

Bank Charges

Service Fees	0.00
Cash Deposit Fees	0.00
Cash Handling Fees	0.00
Other Fees	0.00

Interest Rate

Credit Rate**	3.25%
Debit Rate (Non-NCA)	13.75%

Transactions in RAND (ZAR)

Date	Description	Amount	Balance	Accrued Bank Charges
05 Jun	Payment Cr Speedpoint67229245Fn			
05 Jun	FNB App Payment From 30056293	3,174.00Cr	25,846,538.14Cr	
05 Jun	FNB OB Pmt Ndzm 123195	1,239.94Cr	25,847,778.08Cr	
05 Jun	FNB OB Pmt Ndzm 30063749 Rem O	875.00Cr	25,848,653.08Cr	
05 Jun	Payment To Spiritual Gosp	750.00Cr	25,849,403.08Cr	
05 Jun	Payment To Abafana Beshay	3,000.00	25,846,403.08Cr	
05 Jun	Payment To Ukuthula Noxol	3,000.00	25,843,403.08Cr	
05 Jun	Payment To Uthulilezichwe	2,000.00	25,841,403.08Cr	
05 Jun	Payment To Diphini Ladies	3,000.00	25,838,403.08Cr	
05 Jun	Payment To Zamani	2,500.00	25,835,903.08Cr	
05 Jun	Payment To Juventus Ward	1,000.00	25,834,903.08Cr	
05 Jun	Payment To Young Lions Wa	2,000.00	25,832,903.08Cr	
05 Jun	Payment To Gaints Ward 14	2,000.00	25,830,903.08Cr	
05 Jun	Payment To Black Aces War	2,000.00	25,828,903.08Cr	
05 Jun	Payment To Gospel Zone 4	2,000.00	25,826,903.08Cr	
05 Jun	Payment To Stebhiso	3,000.00	25,823,903.08Cr	
05 Jun	Payment To Amavila Mahle	3,000.00	25,820,903.08Cr	
05 Jun	Payment To The Sibas	2,000.00	25,818,903.08Cr	
05 Jun	Payment To Warriors Ward	3,000.00	25,815,903.08Cr	
05 Jun	Payment To Maskandi Zombo	2,500.00	25,813,403.08Cr	
05 Jun	Payment To Dlamini Sphama	3,000.00	25,810,403.08Cr	
05 Jun	Payment To Siyadumisa Mov	3,000.00	25,807,403.08Cr	
05 Jun	Payment To Enviroserw Was	3,000.00	25,804,403.08Cr	
05 Jun	Payment To Amaphemba Trad	269,653.36	25,534,749.72Cr	
05 Jun	Payment To The Perks Fami	6,700.00	25,528,049.72Cr	
		7,390.00	25,520,659.72Cr	

Branch Number	Account Number	Date	DDA DB/YW/AV/ZZ/RK/BB/H8/WB/N	FN
887	62026224999	2025/06/05	PUBLIC SECTOR CHEQUE ACCOUNT	

Transactions in RAND (ZAR) : 62026224999

Date	Description	Amount	Balance	Accrued Bank Charges
05 Jun	Payment To Kwakhazimula			
05 Jun	Payment To Sihle Phungula	8,120.00	25,512,539.72Cr	
05 Jun	Cash Deposit Ixopo	1,000.00	25,511,539.72Cr	
05 Jun	Cash Deposit Ixopo Nkwezela Library	4,913.00Cr	25,516,452.72Cr	
05 Jun	Cash Deposit Ixopo Bulwer Library	5,013.00Cr	25,521,465.72Cr	
05 Jun	Cash Deposit Ixopo Creighton-Library	2,952.00Cr	25,524,417.72Cr	
05 Jun	Cash Deposit Ixopo Ctn-2562-2565	2,262.00Cr	25,526,679.72Cr	
05 Jun	Cash Deposit Ixopo Ctn2553-2561-3000	6,981.00Cr	25,533,660.72Cr	
05 Jun	Cash Deposit Ixopo 62026224999	3,599.00Cr	25,537,259.72Cr	
05 Jun	Cash Deposit Ixopo Creighton-Library	507.00Cr	25,537,766.72Cr	
05 Jun	FNB OB Pmt Kwas 30064702 Ctn Dltc	1,161.00Cr	25,538,927.72Cr	
05 Jun	FNB OB Pmt Kwas 123175	1,141.10Cr	25,540,068.82Cr	
05 Jun	FNB OB Pmt Kwas 123245	2,997.80Cr	25,543,066.62Cr	
05 Jun	FNB OB Pmt Kwas 30067262	3,880.95Cr	25,546,947.57Cr	
05 Jun	FNB OB Pmt Kwas 30062724	6,729.80Cr	25,553,677.37Cr	
05 Jun	FNB OB Pmt Kwas 131935	399.00Cr	25,554,076.37Cr	
05 Jun	FNB OB Pmt Kwas 107415	548.75Cr	25,554,625.12Cr	
05 Jun	FNB OB Pmt 254905	1,383.20Cr	25,556,008.32Cr	
05 Jun	FNB OB Pmt 254915	824.60Cr	25,556,832.92Cr	
05 Jun	Payment To Alu And G	79.00Cr	25,556,911.92Cr	
05 Jun	FNB OB Pmt PJ Scott 30042092	2,736,064.53	22,820,847.39Cr	
05 Jun	FNB OB Pmt 30059870	404.32Cr	22,821,251.71Cr	
05 Jun	Payshap Credit Ndzlm30056310	11,141.15Cr	22,832,392.86Cr	
05 Jun	Payment To Moja United Wa	1,200.00Cr	22,833,592.86Cr	
05 Jun	Payment To Big Ds Trading	2,500.00	22,831,092.86Cr	
05 Jun	FNB OB Pmt FNB OB 000021654 Esk	4,300.00	22,826,792.86Cr	
05 Jun	FNB OB Pmt FNB OB 000021655 Esk Eskom Himeville Agen	16,955.16	22,809,837.70Cr	
05 Jun	FNB OB Trf FNB OB Trf 000021656 Trans To M.Market Eskom Free Basic Ele	69,066.63	22,740,771.07Cr	
05 Jun	Magtape Credit ABSA Bank Ndzlm1060	15,000,000.00	7,740,771.07Cr	
05 Jun	Magtape Credit Bn Shives Ndzlm110345	300.00Cr	7,741,071.07Cr	
05 Jun	Magtape Credit Eduacted Risk 123185	450.00Cr	7,741,521.07Cr	
05 Jun	Magtape Credit Kwas 131125	1,500.00Cr	7,743,021.07Cr	
Closing Balance		2,300.00Cr	7,745,321.07Cr	

7,745,321.07Cr

Turnover for Statement Period

No. Credit Transactions 28

No. Debit Transactions 29

68,706.61 Cr

18,166,749.68 Dr

Please contact us within 30 days from your statement date, should you wish to query an entry on this statement (incl. card transactions done during this statement period, but not yet reflecting). Should we not hear from you, we will assume that you have received the statement and that it is correct.

For more information on your Pricing Option, please contact us or visit our website.
 **For the latest Credit Rates on product, please go to fnb.co.za

First National Bank - a division of FirstRand Bank Limited. Registration Number 1929/001225/06. An Authorised Financial Services and Credit Provider (NCRCP20).
 On 30 May 2025, the Prime Lending Rate changed to 10.75%. This may impact the rate on any of your credit facilities.

Branch Number	Account Number	Date	DDA DB/YW/AV/ZZ/RK/BB/H8/WB/N	FN
887	62026224999	2025/06/05	PUBLIC SECTOR CHEQUE ACCOUNT	



Quality Certificate

I, N.C Vezi Municipal Manager of Dr Nkosazana Dlamini Zuma Local Municipality hereby certify that the Monthly preliminary report on the implementation of budget and the financial state affairs of the municipality for the month of June 2025 and Fourth Quarter of 2024/2025 financial year has been prepared in accordance with the Municipal Finance Management Act and regulations made under this act.

Print Name: N.C Vezi

Municipal Manager of Dr Nkosazana Dlamini Zuma Municipality, KZN436

Signature: _____

Date: _____

07/07/2025

Monthly Salaries Report

1. Purpose

To inform the Executive Council of the salaries and wages expenditure for the month of June 2025 terms of Section 66 of the Municipal Finance Management Act Guidance

2. OVERVIEW OF June 2025 SALARIES AND WAGES

2.1 Salaries and Wages for the month of June 2025



DESCRIPTION	ORIGINAL BUDGET	MONTHLY BUDGET	MONTH ACTUAL	YTD ACTUAL	MONTHLY % SPENT	YTD % SPEND
SALARIES	73 413 253,00	6 117 771,08	R 5 568 332,64	R 65 475 127,00	91%	89%
EPWP	4 942 900,00	411 908,33	360 985,80	4 942 385,00	88%	100%
LONG SERVICE AWARD	842 000,00	70 166,67	15 905,10	408 644,00	23%	49%
TRAVEL ALLOWANCES	1 174 230,00	97 852,50	46 401,47	556 818,00	47%	47%
LEAVE PAY	1 124 118,00	93 676,50	-	359 428,26	0%	32%
OVERTIME	2 776 242,00	231 353,50	172 453,17	1 678 176,45	75%	60%
PENSION FUND CONTRIBUTION	10 867 436,00	905 619,67	798 659,10	9 401 700,00	88%	87%
BONUS	4 695 362,00	391 280,17	-	4 573 918,00	0%	97%
HOUSING SUBSIDY	965 120,00	80 426,67	18 727,50	207 132,09	23%	21%
SUBSISTANCE AND TRAVEL	850 380,00	70 865,00	82 327,20	561 752,00	116%	66%
COUNCILLOR'S SALARY ALLOWANCE	10 861 094,00	905 091,17	R 760 032,20	R 9 431 786,00	84%	87%
COUNCILLOR'S TRAVEL ALLOWANCE	948 882,00	79 073,50	R 66 249,78	R 794 997,00	84%	84%
COUNCILLOR'S CELL PHONE ALLOWANCE	1 423 631,00	118 635,92	R 107 693,00	R 1 325 782,00	91%	93%
COUNCILLOR'S PENSION	1 265 139,00	105 428,25	R 101 685,10	R 1 197 758,00	96%	95%
UIF	2 380 747,00	198 395,58	43 961,46	531 507,00	22%	22%
SDL	1 036 141,00	86 345,08	68 266,75	849 126,00	79%	82%
MEDICAL AID CONTRIBUTION	4 430 362,00	369 196,83	345 005,04	4 067 979,00	93%	92%
BARGAIN COUNCIL LEVIES	78 659,00	6 554,92	2 772,40	33 257,00	42%	42%
TOTAL	124 075 696,00	10 339 641,33	R 8 559 457,71	106 397 272,80	83%	86%

Prepared By:.....

Reviewed By:.....

Disclosures Concerning Councillors, Directors and Senior Officials 2024/2025										JULY/JUNE			
Description	Mayor 619	Deputy Mayor 3930	Speaker 636	MTHEMBU Whip 3927	Section 79 committee Chairperson, 631,621	Executive councillors 3937,628,622	Councillors	Municipal Manager 169	Chief Financial Officer 1099	Community Manager 2991	Manager Corporate Services 166	Planning and Development Manager 960	PWBS Manager 5023
Salaries and Wages R'000	R 626 509,00	R 738 872,50	R 515 242,41	R 287 122,70	R 658 311,35	R 902 503,43	R 4 622 536,37	R 924 818,92	R 941 153,15	R 884 869,56	R 955 097,19	R 1 070 597,19	R 764 953,39
ACTING ALLOWANCE													
BONUSES													
BACK PAY	R 39 115,58	R 31 292,75	R 31 292,75	R 16 365,33	R 31 775,00	R 49 095,00	R 247 293,00	R 173 115,08	R 130 674,06	R 68 096,39	R 127 596,86	R 130 461,35	R 201 627,75
LONG SERVICE BONUS													
LEAVE PAID OUT													
PERFORMANCE BONUS													
Contributions R'000													
Pensions	93 976,32												
Medical Aid			77 288,30	43 061,77	98 742,81	135 527,49	698 447,13	164 936,16					
SALGBC													
UIF													
SKILLS LEVY								2 125,44	2 125,44	2 125,44	2 125,44	2 125,44	2 125,44
Allowances R'000													
Travel and Motor Car	R 216 000,00												
DATA CARD	R 21 487,00	R 21 487,00	R 172 000,00	R 106 251,35			R 218 244,88	R 183 000,00	R 128 000,00		R 133 500,00		R 137 916,17
CELLPHONE	R 57 600,00	R 57 600,00	R 21 487,00	R 21 487,00	R 24 974,00	R 28 461,00	R 87 740,00						
Housing Benefits and Allowances R'000			R 57 600,00	R 57 600,00	R 97 200,00	R 136 800,00	R 810 000,00		R 21 205,32				
Loans and Advances R'000													
Other Benefits and Allowances R'000													
Arrears Owed to Municipality													
TOTAL	R 1 054 687,90	R 849 252,25	R 874 908,46	R 531 888,15	R 911 001,16	R 1 358 638,27	R 6 684 261,38	R 1 447 995,60	R 1 223 157,97	R 955 091,39	R 1 218 319,49	R 1 203 183,98	R 1 106 622,75
	R 1 054 687,90	R 849 252,25	R 874 908,46	R 531 888,15	R 911 001,16	R 1 358 638,27	R 6 684 261,38	R 1 447 995,60	R 1 223 157,97	R 955 091,39	R 1 218 319,49	R 1 203 183,98	R 1 106 622,75

Grand Total
R 19 419 008,75

PREPARED BY 
REVIEWED BY 

EXPENDITURE MANAGEMENT REPORT FOR THE PERIOD OF JUNE 2025

AUTHOR : Chief Financial Officer(MP)

Levels :

- 1st Level –MANCO
- 2NDLevel- Committee
- 3RD Level-Exco
- 4th Level-Council

2. PURPOSE

To report to the committee on the payments made during the month of June 2025

3. LEGAL REQUIREMENTS

- MFMA Act NO .56 of 2003

4. BACKGROUND AND REASONING

The accounting officer of a municipality is responsible for the management of the expenditure of the municipality. The accounting officer must take all reasonable steps to ensure that the municipality has and maintains an effective system of expenditure control, including procedures for approval, authorisation, withdrawal and payments of funds

The accounting officer must also make sure that the municipality has and maintains a system of internal control in respect of creditors and payments, that payments by the municipality are made directly to the person to whom it is due unless agreed otherwise for reasons as may be prescribed, and that all money owing by the municipality be paid within 30 days of receiving the relevant invoice or statement, unless prescribed otherwise for certain categories of expenditure.

5. FINANCIAL IMPLICATIONS

No financial implications

6. STAFF IMPLICATIONS

No staff implications

7. Annexures

- Payment listing DR Nkosazana Dlamini Zuma Municipality
- Top ten creditors
- Free basic electricity

8. RECOMMENDATIONS

That this report noted by the committee

DR NKOSAZANA DLAMINI ZUMA LOCAL MUNICIPALITY							
LIST OF PAYMENTS MADE IN THE MONTH JUNE 2025							
NO	SUPPLIER NAME	DESCRIPTION	AMOUNT	DATE OF INVOICE	PAYMENT DATE	COMPLIANCE COMMENTS	No days
1	Ukwazi Home Development Projects CC	Maguzwana sportfield certificate 4	453 978.42	2025/05/12	2025/06/02	Yes	-21 Classic
2	Amanquni Trading and Projects	Construction of stormwater headwalls certificate 2	58 263.50	2025/05/04	2025/06/02	Yes	-29 Classic
3	Ukwazi Home Development Projects CC	Construction of Bulwer Town upgrade phase 2 side walks infrastructure development certificate 3	327 851.20	2025/05/12	2025/06/02	Yes	-21 Classic
4	Ushikishi	Zone 1 2025 cultural competition	3 000.00	2025/05/08	2025/06/03	Yes	-26 Web
5	Sakhiwe	Zone 1 2025 cultural competition	3 000.00	2025/05/08	2025/06/03	Yes	-26 Web
6	Shardesh Sewlal and Associates	Underberg asphalt phase 4 certificate 7	19 292.79	2025/05/20	2025/06/03	Yes	-14 Web
7	Scorpion ladies Soccer	Payment of youth games-ward 11	2 500.00	2025/05/19	2025/06/03	Yes	-15 Web
8	Thobile Imbonjo	Zone 1 cultural competitions 2025	2 000.00	2025/05/08	2025/06/03	Yes	-26 Web
9	Ndu B Trading Enterprise	Requested electric wheelchair for Mr. S.I Mazibuko one of our employees who was injured on duty and become disabled.	45 000.00	2025/05/26	2025/06/03	Yes	-8 Web
10	Ngqika Trading CC	Mishali Access road (ward 14) Jema certificate 1	80 763.12	2025/05/12	2025/06/03	Yes	-22 Web
11	Baithaul Executive Travel Cc	Accommodation for Knoza N, Makanya N, Phoswa S, Xaba K, Mchunu KG, Chiliza S, Mnyandu S, Mkhize S, Mkhize, Msomi PS and Makhatini Q.	41 192.00	2025/05/26	2025/06/03	Yes	-8 Web
12	Destine and Sikho	2025 cultural competition winner zone 1	1 000.00	2025/05/08	2025/06/03	Yes	-26 Web
13	Amatshishi Amahle	2025 cultural competition winner zone 2	2 000.00	2025/05/08	2025/06/03	Yes	-26 Web
14	Amazimbane	2025 cultural competition winner zone 4	2 000.00	2025/05/08	2025/06/03	Yes	-26 Web
15	Bambanani	2025 cultural competition winner zone 2	2 000.00	2025/05/08	2025/06/03	Yes	-26 Web
16	Masakhekulunge Project Managers	Creighton sport center phase 2 certificate 5	92 000.00	2025/05/20	2025/06/03	Yes	-14 Web
17	Baithaul Executive Travel Cc	Accommodation for Dlamini B, Maphanga N and Ndlovu N	9 877.50	2025/05/26	2025/06/03	Yes	-8 Web
18	Nashua	Requested the following items for cabling EXT 3062					
19	Ba Mazonjolo Construction	CATSE x 1 25M PVC Conduit x4 Sundries x 1	1 999.97	2025/05/26	2025/06/03	Yes	-8 Web
20	Kwakhazimula	Zwelisha crèche certificate 7	465 662.03	2025/05/20	2025/06/04	Yes	-15 Classic
21	Spiritual Gos'el	Requested 5 protective clothing for PWBS Committee safety boots.	7 825.00	2025/05/20	2025/06/04	Yes	-15 Web
22	Abafana Beshayamo ya	2025 cultural competition winner zone 2	3 000.00	2025/05/08	2025/06/05	Yes	-28 Web
23	Ukhutha Noxolo	2025 cultural competition winners-zone 1	3 000.00	2025/05/08	2025/06/05	Yes	-28 Web
24	Uthuli Lezichwe	2025 cultural competition winner-zone 1	2 000.00	2025/05/08	2025/06/05	Yes	-28 Web
25	Dichini Ladies	2025 cultural competition winner-zone 1	3 000.00	2025/05/08	2025/06/05	Yes	-28 Web
26	Zamani	Payment of youth games-ward 7	2 500.00	2025/05/19	2025/06/05	Yes	-17 Web
27	Juventus	2025 cultural competition winner-zone 2	1 000.00	2025/05/08	2025/06/05	Yes	-28 Web
28	Young Lions	Payment of youth games-ward 15	2 000.00	2025/05/08	2025/06/05	Yes	-28 Web
29	Gains Ward 14	Winner of Mayoral Cup Tournament held on the 07th June 2025 at Creighton -ward 14, position 02	2 000.00	2025/06/19	2025/06/05	Yes	14 Web
30	Black Aces	Netball.	2 000.00	2025/06/19	2025/06/05	Yes	14 Web
31	Gos'el Zone 14	Payment of youth games-ward 14	2 000.00	2025/06/19	2025/06/05	Yes	14 Web
32	Stebhiso	2025 cultural competition winner zone 4	3 000.00	2025/05/08	2025/06/05	Yes	-28 Web
33	Amavila Amahle	2025 cultural competition winner-zone 1	3 000.00	2025/05/08	2025/06/05	Yes	-28 Web
34	The Sibas	2025 cultural competition winner-zone 4	2 000.00	2025/05/08	2025/06/05	Yes	-28 Web
35	Warriors	2025 Cultural competition winner-zone 2	3 000.00	2025/05/08	2025/06/05	Yes	-28 Web
36	Maskandi Zombo	Payment of youth games-ward 14	2 500.00	2025/05/08	2025/06/05	Yes	-17 Web
37	Dlamini Shtamandla	2025 cultural competition winner zone 3	3 000.00	2025/05/08	2025/06/05	Yes	-28 Web
38	Si vadumisa Movement	Payment of artist for their performance during the DR. NDZ zonal cultural competition 2025	3 000.00	2025/05/08	2025/06/05	Yes	-28 Web

39	EnviroServ Waste Management (Pty) Ltd	Removal of waste from Himeville transfer station certificate 16	269 653.36	2025/05/06	2025/06/05	Yes			-30 Web
40	Anapathamba Trading Enterprise	Requested catering for Donnybrook Niekani							
41	The Perks Family Trust	Marathon on the 11 May 2025	8 700.00	2025/05/21	2025/06/05	Yes			-15 Web
		Rent for June 2025 and levy	7 390.00	2025/05/26	2025/06/05	Yes			-10 Web
		Requested protective clothing for PWBS							
		1.Committeegumbos 5							
42	Kvakhazimula	2.Rainsuits 5 and protective clothing for PWBS							
43	Phunajula Sihle	Committee T-Shirts short 5							
		2025 Cultural competition winner zone 1	8 120.00	2025/05/20	2025/06/05	Yes			-16 Web
		1 78 Ton mobile library (truck cab chassis) 2x2 slide doors with recessed 2 x2 rear doors, 1 rear mounted cantilever, 1x1 air conditioner fitted, 6 xDB Board with 6x15 amp plug points and external power source plug and cable, 4 x4 interior LED lights and 1 general electrical.	1 000.00	2025/05/26	2025/06/05	Yes			-10 Web
44	Alu and G (Pty) Ltd	Payment of youth games- ward 14	2 736 064.53	2025/05/27	2025/06/05	Yes			-9 Web
45	Moja United	Requested food pack catering including juice/soft drink	2 500.00	2025/05/19	2025/06/05	Yes			-17 Web
		for 50 people PRIDE awareness campaign day to be held on the 16 May 2025 at Underberg community hall							
46	Big D'S Trading & Sound	Eskom June statement	4 300.00	2025/05/28	2025/06/05	Yes			-10 Web
47	Eskom Travel Agency	Eskom June statement	16 955.16	2025/06/05	2025/06/05	Yes			0 Classic
48	Eskom free basic Electricity	Eskom June statement	69 066.63	2025/06/05	2025/06/05	Yes			0 Classic
50	Xaba M.A.	Tyre repair of 3 Municipal Vehicles-June	780.00	2025/06/06	2025/06/06	Yes			0 Web
51	Ingonyama	2025 cultural competition winners-Zone 2	3 000.00	2025/05/08	2025/06/06	Yes			-29 Web
52	Jefe	2025 cultural competition winners-Zone 4	1 000.00	2025/05/08	2025/06/06	Yes			-29 Web
		Ndz conference 13/05/2025 to 16/05/2025 at morning view, 7 BEC Members who attended BEC meeting in Underberg and Ndz delegates conference, conducted 2025/2026 risk assessments for 30 people in Ixopo from 23-25 April 2025							
53	Bathfauzi Executive Travel Cc	Requested 100 branded head towels for imbizo	80 954.30	2025/05/26	2025/06/06	Yes			-11 Web
54	Manjuna Trading and Projects	Yamadoda in July 2025	29 500.00	2025/05/27	2025/06/06	Yes			-10 Web
		Requested Beef curry/Chicken curry, Rice, Salads & 100% fruit juice for							
55	Key Bullet Trading (Pty) Ltd	2nd round of IDP roadshows for Traditional leaders to be held on the 08.04.25 at Bulwer CSC at 10:00	3 600.00	2025/05/26	2025/06/06	Yes			-11 Web
56	Sizamele Suppliers (Pty) Ltd	Requested 150 branded doeks for Women's day celebration in August 2025	29 500.00	2025/05/27	2025/06/06	Yes			-10 Web
		Requested Finger Lunch on the 22nd May 2025 at Zidweni Hall as follows:							
		06 Hot Platters							
		06 Sandwich Platters							
		60 Soft Drinks							
57	Mzumjezva SC Trading	60 Bottled Water (500ml)	9 640.00	2025/05/26	2025/06/06	Yes			-11 Web
58	Abagilezi	2025 cultural competition winner zone 4	3 000.00	2025/05/08	2025/06/06	Yes			-29 Web
		Requested fruits for Career Exhibitors in May 2025 at Bulwer Hall							
		10 Banana boxes							
		10 apples boxes							
59	Ndiza Construction and Projects	500 soft drinks and juice - canes	17 500.00	2025/05/26	2025/06/06	Yes			-11 Web
		Requested 09 air-conditioners service provider to supplied and installed Air-Conditioners in the Municipal offices (Creighton new parkhome no:1, 2,3 and 4							
60	Tununu J Trading (Pty) Ltd		196 298.96	2025/05/26	2025/06/06	Yes			-11 Web
		Requested a laptop charger: Dell 65w 20v 3.25A USB C-type laptop AC adaptor charger-450 AGRK 02YK0F 0M1WCF 0JYJNW 002YK0F 0K5MD6							
61	Isite Internet Solutions /Isite Computers		1 358.96	2025/05/26	2025/06/06	Yes			-11 Web

62	Yayoh Trading	Requested media coverage from 2 print media and 2 radio stations from our local media houses which will take place on the 16.04.2025 at the IDP program	28 175.00	2025/05/03	2025/06/06	Yes			-34	Web
63	Mthembu & Nkhanvazi (Pty) Ltd	Requested of 30 certificates frames and 30 trophies for warrooms awards	29 850.00	2025/05/26	2025/06/06	Yes			-11	Web
64	Sovanisa projects (Pty)Ltd	Requested 3x garden hoses with fittings; 20mm X 30m.	4 900.02	2025/05/26	2025/06/06	Yes			-11	Web
65	Ndilezinhle Trading	Supply and delivery and installation of 1 biometric door lock handle with pin code to open as to when you get into the strong room and Supply and Delivery and Installation of a Camera. Installation for strong room.	99 990.00	2025/06/04	2025/06/06	Yes			-2	Web
66	Nontuli Trading (Pty) Ltd	Requested hire a generator to support the scheduled maintenance work on the train, took place from 12th to 16th May 2025.	6 500.00	2025/05/26	2025/06/06	Yes			-11	Web
67	Amajaphethwa Amahle Trading and Projects	Procurement of 2 Car Equipment for Fleet Management Unit	25 500.00	2025/05/26	2025/06/06	Yes			-11	Web
68	Abafana Bevimbela	2025 cultural competition winner zone 1	3 000.00	2025/05/26	2025/06/06	Yes			-11	Web
69	Shibilika Trading & Projects	Requested service provider to supply and deliver brush cutter x12	159 600.00	2025/06/05	2025/06/06	Yes			-1	Web
70	Amancwabane Trading Enterprise	Requested groceries for a needy family to be delivered in Creighton	2 000.00	2025/05/26	2025/06/09	Yes			-14	Web
71	Maduvane Trading	Requested Early Childhood development material & equipment (32kiddies P. tables, 200 scooters,32 throws,32 little one covered mattress,200 Pre school chairs.	124 480.00	2025/06/12	2025/06/12	Yes			0	Web

72	Lovers Stars	Payment of youth games ward 1	2 000.00	2025/06/04	2025/06/13	Yes	-9	Web
73	Thembisa FC	Payment of youth games ward 15	2 000.00	2025/06/04	2025/06/13	Yes	-9	Web
74	Solo FC	Payment of youth games ward 11	2 500.00	2025/06/04	2025/06/13	Yes	-9	Web
		Design, oversee and Manage Jackson street causeway shed certificate 1 and design, oversee and Manage Creighton Animal pound shed certificate 3	166 382.67	2025/06/05	2025/06/13	Yes	-8	Web
75	Shardesh Sewlal and Associates	40 procure compatible gadget tablet unit, cover and 14 laptops	544 640.00	2025/06/10	2025/06/13	Yes	-3	Web
76	Mathutha Trading Enterprise (Pty) Ltd	Water connection fees and deposit fees at Creighton Licensing and Business Hives	9 575.70	2025/06/06	2025/06/13	Yes	-7	Classic
77	Harry Gwala District Municipality	Maruzwana sportfield certificate 5	330 308.33	2025/05/20	2025/06/13	Yes	-24	Classic
78	Ukwazi Home Development Projects CC	Construction of Khubeni creche certificate 8	505 019.63	2025/06/13	2025/06/13	Yes	0	Classic
79	Ukwazi Home Development Projects CC	Construction of Creighton Animal Pound shed certificate 4	680 606.80	2025/06/13	2025/06/13	Yes	0	Classic
80	Ukwazi Home Development Projects CC	Construction of Centocow Taxi Rank Phase 3 certificate 7 retention paid	143 654.94	2025/05/28	2025/06/13	Yes	-16	Classic
81	Bq Mazongolo Construction	Greater Nkumba/Mangwaneni PH7 certificate 2 retention paid	13 050.00	2025/05/22	2025/06/13	Yes	-22	Classic
82	Igoda Projects (Pty) Ltd	Greater Nkumba/Mangwaneni PH6 certificate 2 retention paid	48 779.93	2025/05/22	2025/06/13	Yes	-22	Classic
83	Igoda Projects (Pty) Ltd	Greater Nkumba/Mangwaneni PH6 certificate 2 retention paid	37 470.56	2025/05/22	2025/06/13	Yes	-22	Classic
84	Igoda Projects (Pty) Ltd	Greater Nkumba/Mangwaneni PH6 certificate 2 retention paid	15 660.00	2025/05/22	2025/06/13	Yes	-22	Classic
85	Igoda Projects (Pty) Ltd	Provision of security services for a period of 3 years-June invoices.	1 853 810.25	2025/06/13	2025/06/13	Yes	0	Web
86	Mhlongo Security (Pty) Ltd	Payment of youth games ward 13	2 000.00	2025/06/04	2025/06/13	Yes	-9	Web
87	AG Girls	Supply and delivery of equipment for mayoral cup, 07 June 2025	353 000.00	2025/06/10	2025/06/13	Yes	-3	Web
88	Grassam Group	Registration for Madonda Asiphwe who is doing Higher certificate in Accounting	10 000.00	2025/06/06	2025/06/17	Yes	-11	Web
89	Boston City College	Institutional membership for Senzo Nicobo	4 950.00	2025/06/12	2025/06/17	Yes	-5	Web
90	South African Society of Archivists	Bulwer Asphalt surfacing phase 8-Ntokozweni road section 3 certificate 3, Zwelisha creche certificate 5 and removal of waste from Himeville transfer station certificate 18	78 564.01	2025/06/05	2025/06/17	Yes	-12	Web
91	Shardesh Sewlal and Associates	Removal of waste from Himeville transfer station certificate 18	13 524.05	2025/05/26	2025/06/17	Yes	-22	Web
92	EnviroServ Waste Management (Pty) Ltd	Advertising intention to award for supplementary valuation roll 5 on the local newspaper 20/03/2025 and 27/03/2025 (the advert needs to feature twice as per dates above and requested an advertisement for the following on one provincial newspaper	126 339.00	2025/06/04	2025/06/17	Yes	-13	Web
93	Sombizi Holdings	1. Fire Fighter Requested a service provider to provide catering for the 5 local top athletes attending camp for six weeks 06 in preparation for comrade Maralathon 2025.	9 800.00	2025/05/27	2025/06/17	Yes	-21	Web
94	Ndiza Construction and Projects	Maintenance on the steam train for a period of 1 year. 1. Strip and remove front unit brake gear and rear unit brake.						
95	Yki Construction (Pty) Ltd	2. Repairs to spark arrestors and smoke box and 3. Repairs to lubricator pipes	45 584.39	2025/06/10	2025/06/17	Yes	-7	Web



96	Underberg and Himeville Taxi Association	Transport by (2x150) seater taxi from Kwamvimbela and Ntwasahlobo High school to Ixopo home affairs and returned them on the same day 30 May 2025 and Transport by (1x22) seater taxi from Enlhanthleni high school to Nkelabawana community hall and returned them on the same day 27 May 2025 child protection week.	14 000.00	2025/06/04	2025/06/17	Yes				-13	Web
97	Sirondile Trading Enterprise (Pty) Ltd	Requested 100 Lunch packs for Career Exhibitors in May 2025 at Bulwer Hall, 2 pieces of chicken, 1 roll, 1 cane juice & drink & 100 bottled water and requested catering including 100% juice for 220 people who will be attending child protection week on the 27 May 2025 at 10h00 am at Nkelabawana community hall ward 11	44 796.00	2025/06/04	2025/06/17	Yes				-13	Web
		Requested service provider to supply and deliver cleaning material:									
98	Clean Spot Solutions	1. Supply and deliver Mops x30	3 328.91	2025/05/26	2025/06/17	Yes				-22	Web
99	ZetaCom Technology	2. Supply and deliver Brooms x30	19 999.00	2025/06/03	2025/06/17	Yes				-14	Web
		Requested service provider to conduct the demonstrate basic understanding of the primary labour legislation that impact business unit training for 10 officials and councillors									
100	Nqubane Gourley & Associates	Requested service provider to conduct the demonstrate basic understanding of the primary labour legislation that impact business unit training for 10 officials and councillors	55 200.00	2025/06/03	2025/06/17	Yes				-14	Web
101	Barcelona	Payment of youth games-ward 14	2 500.00	2025/05/19	2025/06/17	Yes				-29	Web
		Requested sound system and generator on the 27 May 2025 at Nkelabawana community hall ward 11 for 220 people who attended child protection week programme.									
102	Ndwangu Enterprise (Pty) Ltd	Requested lunch for an Open Council meeting (200 people) on 29 May 2025 at Mkhazeni Community hall.	3 300.00	2025/06/03	2025/06/17	Yes				-14	Web
103	Beet by Beet (Pty) Ltd	Member-2025-2026 technical member, Bloose	29 400.00	2025/06/04	2025/06/17	Yes				-13	Web
104	Chartered Institute of Government Finance, Audit & Risk Officers	Neliswa reference 20767	1 280.00	2025/06/11	2025/06/19	Yes				-8	Web
		7.1 Updating of valuation rolls June 2025 and 7.3.1 Updating of valuation roll GIS casestre layer and 7.3.2 supplementary valuation report-June invoice 100562									
105	BPG Mass Appraisals (Pty) Ltd	Virtual meeting (06/06/2025) of the audit committee meeting held for the 2024/2025 financial year 5 hours preparation fee and meeting attendance fee 3 hours.	10 553.80	2025/06/12	2025/06/19	Yes				-7	Web
106	ASHLEY GONZALV	60 boxes of banana, 60 boxes of apples, 60 oranges back and 100.5 litre water bottle for Mayoral Cup Tournament at Creighton sport ground 07 June 2025	11 920.00	2025/06/11	2025/06/19	Yes				-8	Web
107	Mathutha Trading Enterprise (Pty) Ltd	Zonal cultural competition 2025 zone 3	48 300.00	2025/06/09	2025/06/19	Yes				-10	Web
108	Mabheba	Tyre repair of 6 Municipal Vehicles-June	3 000.00	2025/06/13	2025/06/19	Yes				-6	Web
109	Xaba M.A	Zonal cultural competition 2025 zone 4	3 700.00	2025/06/17	2025/06/19	Yes				-2	Web
110	Anasosha	Zonal cultural competition 2025 zone 2	3 000.00	2025/06/13	2025/06/19	Yes				-6	Web
111	Samke Angel	Zonal cultural competition 2025 zone 2	2 000.00	2025/06/13	2025/06/19	Yes				-6	Web
112	Anavivimkhonto	Zonal cultural competition 2025 zone 2	1 000.00	2025/06/13	2025/06/19	Yes				-6	Web
		Design, oversee and Manage Khubeni creche certificate 5									
113	Shardesh Sewlal and Associates	Zonal cultural competition 2025 zone 1	6 435.84	2025/06/05	2025/06/19	Yes				-14	Web
114	Zulu Boys	Zonal cultural competition 2025 zone 3	2 000.00	2025/06/13	2025/06/19	Yes				-6	Web
115	Oshweleza	Transport by 5x15 seater taxi from ward 1, 2, 3, 4 & 5 to Ndoeni community hall to return them on the same day on the 08th June 2025. Amajukuku Club Launch.	1 000.00	2025/06/13	2025/06/19	Yes				-6	Web
116	Underberg and Himeville Taxi Association	Provision of telephones for a period of 3 years-June invoices	14 000.00	2025/06/17	2025/06/19	Yes				-2	Web
117	Earlyworks 266 (Pty) Ltd		52 728.60	2025/06/06	2025/06/19	Yes				-13	Web

118	ML Industries (Pty) Ltd	Review of the Municipal spatial development phase 1 start up and phase 2 policy context and vision directive.	82 500.00	2025/06/06	2025/06/19	Yes	-13	Web
119	Blac origin CC	Exhibition stand for the Africa Travel Indaba 2025, 13-15 May 2025 at Inkosi Albert Lutuli International Convention Centre (Durban ICC)	224 096.43	2025/06/04	2025/06/19	Yes	-15	Web
120	Mobile Telephone Networks (Pty) Ltd	Provision of internet services for a period of 3 years-May invoice number B1-6073629	69 357.11	2025/06/10	2025/06/19	Yes	-9	Web
121	Najdi Simiso	Sitting allowance -06 June 2025 and preparation allowance.	8 015.00	2025/06/13	2025/06/19	Yes	-6	Web
122	Omabuyethethe	Zonal cultural competition 2025 zone 2	2 000.00	2025/06/13	2025/06/19	Yes	-6	Web
123	Manqoba Mthethwa	Preparation time (5 hours) and actual meeting (3 hours)	9 160.00	2025/06/12	2025/06/19	Yes	-7	Web
124	Ukhumelela Trading (Pty) Ltd	Request 30 pine gel 25L for corporate services department.	27 500.00	2025/05/28	2025/06/19	Yes	-22	Web
125	Ukwazi Home Development Projects CC	Maguzwana sportfield certificate 6	224 931.89	2025/06/11	2025/06/19	Yes	-8	Classic
126	The Nicolaas Bonsma Trust	Refund on credit on account: 39725	2 177.12	2025/06/02	2025/06/19	Yes	-17	Classic
127	Minenhle Nyide	Zonal cultural competition 2025 zone 1	1 000.00	2025/06/13	2025/06/20	Yes	-7	Web
128	Isigqila Senkondlo	Zonal cultural competition 2025 zone 3	1 000.00	2025/06/13	2025/06/20	Yes	-7	Web
129	Griss The Poet	Zonal cultural competition 2025 zone 2	3 000.00	2025/06/13	2025/06/20	Yes	-7	Web
130	Ithemba Lomama	Zonal cultural competition 2025 zone 3	3 000.00	2025/06/13	2025/06/20	Yes	-7	Web
131	Pablo	Zonal cultural competition 2025 zone 3	2 000.00	2025/06/13	2025/06/20	Yes	-7	Web
132	Isigqila Somphithi	Zonal cultural competition 2025 zone 3	3 000.00	2025/06/13	2025/06/20	Yes	-7	Web
133	ST Liborious	Zonal cultural competition 2025 zone 2	2 000.00	2025/06/13	2025/06/20	Yes	-7	Web
134	Izizwihishishi	Zonal cultural competition 2025 zone 2	2 000.00	2025/06/13	2025/06/20	Yes	-7	Web
135	Khwela NDZ	Zonal cultural competition 2025 zone 4	2 000.00	2025/06/13	2025/06/20	Yes	-7	Web
136	7 Bullets	Zonal cultural competition 2025 zone 4	2 000.00	2025/06/13	2025/06/20	Yes	-7	Web
137	Ishoba Elimkhopho	Zonal cultural competition 2025 zone 2	3 000.00	2025/06/13	2025/06/20	Yes	-7	Web
138	Wawande	Zonal cultural competition 2025 zone 3	3 000.00	2025/06/13	2025/06/20	Yes	-7	Web
139	Imbonjani Ezethembayo	Zonal cultural competition 2025 zone 4	1 000.00	2025/06/13	2025/06/20	Yes	-7	Web
140	Nasiv Nail	Zonal cultural competition 2025 zone 3	1 000.00	2025/06/13	2025/06/20	Yes	-7	Web
141	Amalubakazi	Zonal cultural competition 2025 zone 1	1 000.00	2025/06/13	2025/06/20	Yes	-7	Web
142	Makhindana	Zonal cultural competition 2025 zone 3	2 000.00	2025/06/13	2025/06/20	Yes	-7	Web
143	Lindokuhle	Zonal cultural competition 2025 zone 1	3 000.00	2025/06/13	2025/06/20	Yes	-7	Web
144	Braskzo	Zonal cultural competition 2025 zone 3	3 000.00	2025/06/13	2025/06/20	Yes	-7	Web
145	MHRB Trading and Projects (Pty) Ltd	Collection revenue for May 2025, R69 019.25 Collected @12% commission and Collection revenue for April 2025, R72 213.13 Collected @12% commission	16 347.89	2025/06/02	2025/06/20	Yes	-18	Web
146	Inkunzi Emnyama	Zonal cultural competition 2025 zone 1	2 000.00	2025/06/13	2025/06/20	Yes	-7	Web
147	Manjunu Trading and Projects	Requested 10 car wash material	5 500.00	2025/06/17	2025/06/20	Yes	-3	Web
148	Lisakhanhanya Projects (Pty) Ltd	Requested catering for 250 people for the launch of Dr NDZ LM Anajukuku club at Endodeni Community Hall on the 08.06.25	28 450.00	2025/06/17	2025/06/20	Yes	-3	Web
149	The and Tho's Trading and Projects	Request for MPT catering. The meeting was more than 5 hours and was attended by the external stakeholders. Date: 28 May 2025 Time: 09h00 Venue: Hirneville boardroom Menu -Rice and steam bread -Beef curry and roasted chicken -2 Salads and vegetables -Juice and Water	3 040.00	2025/06/18	2025/06/20	Yes	-2	Web
150	Breeze Way Cleaning Services	Requested Chainsaw and blower for parks and cemeteries Chainsaw: power output 2.9KW/ 3.9h, power speed 8300fuel tanker Blower: leaf blower, petrol	19 179.99	2025/06/05	2025/06/20	Yes	-15	Web

151	Amandaba Funerals	Requested funeral support of Ngobho Thwaku Gilbert in ward 09 under Cllr B Khathi	3 300.00	2025/06/18	2025/06/20	Yes	-2	Web
152	Senzakahle Project & Supply	Mayors Cup tournament at Creighton sportfield.	4 400.00	2025/10/06	2025/06/20	Yes	108	Web
153	Mathutha Trading Enterprise (Pty) Ltd	60x Blankets, two ply double blanket						
154	Nishengula Trading Enterprise	60x Sponges, 1880x760x50 (single 7-1) 60x Plastic sheet for disaster management relief. Supply and delivery of 145 school vouchers	72 450.00 66 901.55	2025/06/09 2025/06/18	2025/06/20 2025/06/20	Yes Yes	-11 -2	Web Web
155	Fleetside Trading	Procurement of petrol for jerry cans and portable pumps to be used by fire fighting unit Procurement of diesel for jerrycans and portable pumps to be used by firefighting units. Requested 2pole tent and 2 mobile toilets for Mayoral Cup tournament on the 07 June 2025 at Creighton sportfield.	1 600.00	2025/06/17	2025/06/20	Yes	-3	Web
156	Intkabi Business Solutions		13 800.00	2025/06/10	2025/06/20	Yes	-10	Web
157	Inkathazo Group	Requested sound system and generator for Mayoral Cup tournament on the 07 June 2025 at Creighton sportfields and request for sound system, 3 microphones, generator and VIP toilet for the Open Council meeting on the 29 May 2025 at Mkhazeni Community Hall in ward 8	19 800.00	2025/06/18	2025/06/20	Yes	-2	Web
158	Amagshawe	Zonal cultural competition 2025 zone 1	1 000.00	2025/06/13	2025/06/23	Yes	-10	Web
159	Ladies stars	Payment of youth games-ward 01 Requested procurement of the following uniform wear for the tourism visitor information Centre staff. -White Golf T-shirts The golf t-shirt and shirt should embroidered with the Municipal logo on the left-hand side and KZN Tourism logo on the right-hand.	2 500.00	2025/06/04	2025/06/23	Yes	-19	Web
160	Manjuru Trading and Projects	Zonal cultural competition 2025 zone 1	4 800.00	2025/06/18	2025/06/23	Yes	-6	Web
161	Anavukani	Winner of Mayoral Cup Tournament held on the 07th June 2025 at Creighton -ward 08, position 03 ladies soccer.	2 000.00	2025/06/13	2025/06/23	Yes	-10	Web
162	Eleven stars		2 500.00	2025/06/19	2025/06/23	Yes	-4	Web
163	Abashayi Benjoma	Zonal cultural competition 2025 zone 2	1 000.00	2025/06/13	2025/06/23	Yes	-10	Web
164	As of God	Zonal cultural Competition for 2025	2 000.00	2025/06/13	2025/06/23	Yes	-10	Web
165	Amagula	Payment of youth games ward 07	2 500.00	2025/06/04	2025/06/23	Yes	-19	Web
166	Ezasemshukanzwa	Zonal cultural competitions 2025 zone 3	1 000.00	2025/06/13	2025/06/23	Yes	-10	Web
167	Mathithizela Trading and Projects (Pty) Ltd	Requisition for Boxes of Apples, Bananas and Bottled Water to be delivered at Himeville on the 21st of March 2025 awareness campaign.	6 363.60	2025/06/09	2025/06/23	Yes	-14	Web
168	Mathutha Trading Enterprise (Pty) Ltd	Supply and delivery of 24 structural fire fighting suits (kits) helmets and 24 fire hood	220 800.00	2025/06/18	2025/06/23	Yes	-5	Web
169	Holistic Technical Business Auditors	Internal audit consultant for the information communication & technology audit, project code 05/2024	184 920.00	2025/06/11	2025/06/23	Yes	-12	Web
170	Fleetside Trading	Procurement of Petrol for portable pumps to be used by firefighting unit and 75L of petrol for Jerry cans and portable pumps to be used by firefighting unit.	4 837.09	2025/06/17	2025/06/23	Yes	-6	Web
171	United Stars	Winner of Mayoral Cup Tournament held on the 07th June 2025 at Creighton -ward 09, position 02 male soccer.	7 500.00	2025/06/19	2025/06/23	Yes	-4	Web

193	Engineering Council of South Africa	2025-Annual Candidate, member of va-South Africa-Nishiza Mthandeni and Bloese L	10,695,00	2025/05/27	2025/06/24	Yes	-28	Web
-----	-------------------------------------	---	-----------	------------	------------	-----	-----	-----

194	Ukwazi Home Development Projects CC	Bulwer Asphalt Surfacing phase 8-Nkokweni road section 3 certificate 2	653 901.04	2025/06/09	2025/06/24	Yes	-15	Classic
195	Ukwazi Home Development Projects CC	Construction of Mnywaneni/Masament community Hall certificate 7	247 954.57	2025/06/17	2025/06/24	Yes	-7	Classic
196	Engineering Council of South Africa	2025-Annual candidate - South Africa Phindile Prince	4 620.02	2025/06/24	2025/06/24	Yes	0	Web
197	Konica Minolta South Africa (Pty) Ltd	Supply and maintenance of printing/photocopying machines for a period of 3 years-May and June invoices.	109 433.61	2025/06/04	2025/06/24	Yes	-20	Web
198	Dimpio	Zonal cultural competition 2025 zone 2	3 000.00	2025/06/13	2025/06/25	Yes	-12	Web
199	Mhlonpo Security (Pty) Ltd	Provision of security services annual PSIRA January 2025 escalation shortfall to May 2025	630 485.33	2025/06/25	2025/06/25	Yes	0	Classic
200	Stama Benzo	Zonal cultural competition 2025 zone 1	2 000.00	2025/06/27	2025/06/28	Yes	1	Web
201	Try Again	Payment of youth games, ward 1 position 2	2 000.00	2025/06/27	2025/06/30	Yes	-3	Web
202	Mathutha Trading Enterprise (Pty) Ltd	250 fleece blankets and 250 paper bags for delegate attendee of the launch of NDZ AmaJukuku Club on the 11 May 2025 at Endodeni community hall ward 05	66 125.00	2025/06/09	2025/06/26	Yes	-17	Classic
203	Ukwazi Home Development Projects CC	Construction of Bulwer Town upgrade phase 2 side walks infrastructure development certificate 4	859 826.60	2025/06/06	2025/06/27	Yes	-21	Classic
204	Bidvest McCarthy Toyota	1 SUV 4X4 Toyota Fortuner	670 887.10	2025/06/24	2025/06/27	Yes	-3	Classic
205	Modcom (Pty) Ltd	Supply and delivery of furniture for asset management unit, Budget and contract, revenue, community safety unit, animal pound, community safety and libraries.	667 816.36	2025/06/20	2025/06/27	Yes	-7	Classic
206	Kwakhazimula	Request for protective clothing for PWBS Committee 2(piece overall & pants/sets)	4 325.00	2025/06/23	2025/06/30	Yes	-7	Web
207	Ukwazi Home Development Projects CC	Requested service provider to hire the excavator for Creighton waste disposal site, 15 days.	142 830.00	2025/06/26	2025/06/30	Yes	-4	Web
208	Department :Employment and Labour	1. Final assessment: 2024 and 2. Provisional assessment: 2025 reference 990001145840	447 052.91	2025/06/24	2025/06/30	Yes	-8	Web
209	Xaba M.A	Tyre repair of 4 Municipal Vehicles-June	1 000.00	2025/06/25	2025/06/30	Yes	-5	Web
210	Zandeia FC	Payment of youth games ward 12 position 2	2 000.00	2025/06/25	2025/06/30	Yes	-5	Web
211	Sljeza Surveys cc	Develop designs for proposed Bulwer landfill certificate 2	124 545.00	2025/06/05	2025/06/30	Yes	-25	Web
212	Ya yoh Trading	Design, layout, edit, printing and inserting of 12 pages, DR. Nkosazana Dlamini Zuma newsletter within east Griqualand newspaper.	259 900.00	2025/06/27	2025/06/30	Yes	-3	Web
213	Chamison Civils	Requested 100 branded head towels for Imbizo Yamadoda in July 2025	596 068.00	2025/06/25	2025/06/30	Yes	-5	Web
214	Mndeni Engineering Surveyors	Design of Creighton storm water certificate 2-Mndeni Engineering survey	590 706.40	2025/05/31	2025/06/30	Yes	-30	Web
215	Balthaui Executive Travel Cc	Ndz conference for BAC members who attended bid adjudication committee meeting, accommodation for Mlungwa P and Mnyandu S.	17 053.00	2025/06/30	2025/06/30	Yes	0	Web
216	Ndlezizhle Trading	Requested 2 science kits awarded in schools that performed well in matric result.	100 000.00	2025/06/26	2025/06/30	Yes	-4	Web
Total Amount			18331160.81					
Prepared By :NR Dlamini								
Reviewed by : MP Mlungwa								
Signature:								

HIGHEST PAID CREDITORS FOR JUNE 2025		DR NKOSAZANA DLAMINI ZUMA LOCAL MUNICIPALITY	
SUPPLIER	DESCRIPTION	AMOUNT	
Alu and G (Pty) Ltd	1 7/8 Ton mobile library (truck cab chassis) 2x2 slide doors with recessed, 2 x2 rear doors, 1 rear mounted cantilever, 1x1 air conditioner fitted, 6 xDB Board with 6x15 amp plug points and external power source plug and cable, 4 x4 interior LED lights and 1 general electrical.	2,736,064.53	
Mhlongo Security (Pty) Ltd	Provision of security services for a period of 36 months: VIP ARMED- 2 chief whip, semi-auto rifle from 1st June-30 June 2025 and 2 chief whip and 2 semi-auto rifle and sub 2, 8 litre vehicle for a period of 2, security services annual PSIRA January 2025 escalation shortfall to May 2025 and provision of security for a period of 3 years	2,723,130.47	
Ukwazi Home Development Projects CC	Maguzwana sportfield certificate 4, construction of Bulwer town upgrade phase 2 side walks infrastructure development certificate 3, Maguzwana sportfield certificate 5 & 6, construction of Khubeni creche certificate 8, Creighton animal pound shed certificate 4, Bulwer asphalt surfacing phase 8-Ntokozweni road section 3 certificate 2, Mnywaneni/Masameni community hall certificate 7	2,525,757.90	
Mathulha Trading Enterprise (Pty) Ltd	60 boxes of banana, 60 boxes of apples, 60 oranges back and 100 5 litre water bottle for Mayoral Cup Tournament at Creighton sport ground, 07 June 2025, 60 blankets, 60 sponges, 60 plastic sheets, 24 fire fighting suits, 24 fire wood, 40 compatible gadgets tablet unit, cover and 14 laptops and 250 fleece blankets.	952,315.00	
Bidvest McCarthy Toyota	1 SUV 4X4 Toyota Fortuner	670,887.10	
Modcom (Pty) Ltd	and contract, revenue, community safety unit, animal pound.	667,816.36	
Mhlongo Security (Pty) Ltd	Provision of security services for a period of 3 years-June invoices.	653,901.04	
Blaq origin CC	Exhibition stand for the Africa Travel Indaba 2025, 13-15 May 2025 at Inkosi Albert Luthuli International Convention Centre (Durban ICC)	630,485.33	
Bg Mazongolo Construction	Construction of Centocow Taxi Rank Phase 3 certificate 7 retention paid, zwelisha creche certificate 7	609,316.97	
Champion Civils	Requested 100 branded head towels for imbizo Yamadoda in July 2025	596,068.00	
Total Amount		12,765,742.70	
Prepared: NR Dlamini	Reviewed by: MP Mlungwa		
Signature: 	Signature: 		

MUMIC_CODE	SA_ID	MAT_ID	NAME	ADDRESS	KWH_UNI	CLAIM_RATI	VAT_RATE	CLAIMED	CLAIMED_	CLAIM_TOT
K2436		5077117859	4211110501086.00 MAGQA LULU LUJIAN	KWATHUNZI NOTHAWENI UNDER	50	1.944	15	97.2	14.58	111.78
K2436		5089424218	700320698080.00 STHOLE NOMUSA	SOKHELA SI IKOPO KZN OU	50	1.944	15	97.2	14.58	111.78
K2436		509746639	1301010101013.00 MBELU HOTTO	STOFFELTON IMPENDELE KZN	50	1.944	15	97.2	14.58	111.78
K2436		5114923117	820320620982.00 DIAMINI LUGSISANI MLINGISI	AMAKUZA UNDERBURG KZN	50	1.944	15	97.2	14.58	111.78
K2436		5115198340	7104200520081.00 PHUNGULA ANNAKLETA BUSISWE	AMAKUZA UNDERBURG KZN	50	1.944	15	97.2	14.58	111.78
K2436		5128347431	8607281246085.00 DIAMINI NOMPRAMELELO	AMAKUZA UNDERBURG KZN	50	1.944	15	97.2	14.58	111.78
K2436		5168020159	891201006361.00 PHQSWA ZAMAGUGU	EBLABENI BULWER KZN	50	1.944	15	97.2	14.58	111.78
K2436		5188835020	5711015272088.00 JILI BHEKOKWAKHE	SOKHELA SI IKOPO KZN OU	50	1.944	15	97.2	14.58	111.78
K2436		5196723296	8408070827081.00 CHAGWE NONHLANILA	EMAKHUSENI AREA NEAR WASHA	50	1.944	15	97.2	14.58	111.78
K2436		5200818007	7101050727089.00 MIBAMBO ZANALE	EBLABENI BULWER KZN	50	1.944	15	97.2	14.58	111.78
K2436		5208882206	5609130474086.00 SOSIBO ZIBANGILE	AMAKUZA UNDERBURG KZN	50	1.944	15	97.2	14.58	111.78
K2436		5204212809	510285531085.00 SHOBA INFANO	XOSHEYAKHE ENKELEBANTWANA	50	1.944	15	97.2	14.58	111.78
K2436		5208804195	5408162899084.00 DIAMINI BONISWE ERONICA	XOSHEYAKHE ENKELEBANTWANA	50	1.944	15	97.2	14.58	111.78
K2436		5221376500	70272455331082.00 SHEZI SIPHO CORNELIUS	AMAKUZA UNDERBURG KZN	50	1.944	15	97.2	14.58	111.78
K2436		5234316557	5262502280086.00 PHUNGULA THEMBSISILE SIBUNTULI	AMAKUZA UNDERBURG KZN	50	1.944	15	97.2	14.58	111.78
K2436		5247957885	4804080785083.00 FAKISI THANDIWE ANTONIA	HLANGANANI SI IKOPO KZN OU	50	1.944	15	97.2	14.58	111.78
K2436		5268573439	6911090450083.00 NZIMANDE A B	NKUMBA	50	1.944	15	97.2	14.58	111.78
K2436		5281396510	60021153177082.00 DUMA ZIPHATHELE	AMAKUZA UNDERBURG KZN	50	1.944	15	97.2	14.58	111.78
K2436		5282089597	3201030251087.00 MTHEMBU BALABULILE GLADYS	AMAKUZA UNDERBURG KZN	50	1.944	15	97.2	14.58	111.78
K2436		5287739909	6110250486082.00 TSHAPHA MONEY SELLY	AMAKUZA UNDERBURG KZN	50	1.944	15	97.2	14.58	111.78
K2436		5283075094	6711060326085.00 KHANYILE CYNTHIA ZENZILE	AMAKUZA UNDERBURG KZN	50	1.944	15	97.2	14.58	111.78
K2436		5291650509	5407740751084.00 SITHOLE THOLAKHE THEODORA	JUNCTION ELECTRIFICATION SI SC	50	1.944	15	97.2	14.58	111.78
K2436		5316522234	5611120590087.00 DIAMINI DUDUZILE	SOKHELA SI IKOPO KZN OU	50	1.944	15	97.2	14.58	111.78
K2436		5338764396	50010302029087.00 MBHATHA BENGAZI	STEMPORE SI UNDERBERG KZN	50	1.944	15	97.2	14.58	111.78
K2436		5346291384	5611185737086.00 MCESETA GORDON	NKUMBA	50	1.944	15	97.2	14.58	111.78
K2436		5446862817	7712025962088.00 NZELE PHILANI	STEMPORE	50	1.944	15	97.2	14.58	111.78
K2436		5459767185	4602209321086.00 NDOLOU NTSEPEBENG	HLANGANANI SI UNDERBERG KZN OU	50	1.944	15	97.2	14.58	111.78
K2436		5464561589	702001081082.00 SABELA THERUNWE	HLANGANANI	50	1.944	15	97.2	14.58	111.78
K2436		5522958064	4706180431083.00 KUNENE UNGANI MILDRED	Brick House	50	1.944	15	97.2	14.58	111.78
K2436		5524095327	46051206822088.00 DIAMINI NOMAZULU	Traditional House	50	1.944	15	97.2	14.58	111.78
K2436		5549528501	4805360373083.00 NZIMANDE KHLAKHLE	Brick House	50	1.944	15	97.2	14.58	111.78
K2436		5575028026	1301010101013.00 DIAMINI ANASTASIA	STOFFELTON IMPENDELE KZN	50	1.944	15	97.2	14.58	111.78
K2436		5584320044	4907040220894.00 MBANUWA ZISHU	HLANGANANI 3 CREIGHTON IKOPK	50	1.944	15	97.2	14.58	111.78
K2436		5594007443	6008080662080.00 MBANUWA DUMILE ALVINA	HLANGANANI 3 CREIGHTON IKOPK	50	1.944	15	97.2	14.58	111.78
K2436		5595397445	520911395084.00 DIAMINI MFUNDISI KAIZER	HLANGANANI 3 CREIGHTON IKOPK	50	1.944	15	97.2	14.58	111.78
K2436		5595940295	6003165393083.00 SHEZI ROBERT	HLANGANANI 3 CREIGHTON IKOPK	50	1.944	15	97.2	14.58	111.78
K2436		5596194077	7907210801089.00 LANGA CYNTHIA	HLANGANANI 3 CREIGHTON IKOPK	50	1.944	15	97.2	14.58	111.78
K2436		5599444776	7009220414084.00 LANGA THANDIWE ALBERTINA	HLANGANANI 3 CREIGHTON IKOPK	50	1.944	15	97.2	14.58	111.78
K2436		5600191899	771200508086.00 MTHEMBU ANDILE	HLANGANANI 3 CREIGHTON IKOPK	50	1.944	15	97.2	14.58	111.78
K2436		5611573227	5007155469085.00 MBANUWA BHULABHULA	HLANGANANI 3 CREIGHTON IKOPK	50	1.944	15	97.2	14.58	111.78
K2436		5625963203	501129024082.00 SOSIBO BAQIPHILE	HLANGANANI 3 CREIGHTON IKOPK	50	1.944	15	97.2	14.58	111.78
K2436		5646897785	79402029505083.00 MADYVA NOKWANDA RITTA	MOATSHENI UNDERBURG KZN	50	1.944	15	97.2	14.58	111.78
K2436		5704310857	5711200395085.00 DIAMINI G	NKUMBA	50	1.944	15	97.2	14.58	111.78
K2436		5729574252	4812220672081.00 MOLEFE MAKHEHE TRYDA	MOATSHENI UNDERBURG KZN	50	1.944	15	97.2	14.58	111.78
K2436		5738626008	1301010101013.00 DIAMINI T	HOUSE	50	1.944	15	97.2	14.58	111.78
K2436		5755213815	4008100387082.00 BEKWA NOMAHELA	TRADITIONAL HOUSE	50	1.944	15	97.2	14.58	111.78
K2436		5765601679	5912205745087.00 DIADLA MHLABIZIMA	TRADITIONAL HOUSE	50	1.944	15	97.2	14.58	111.78
K2436		5776394045	5108060220080.00 SOSIBO CASJUNA	PEVENS	50	1.944	15	97.2	14.58	111.78
K2436		5837595317	6904280397081.00 BELE THERABILE MAUREEN	NKELABANTWANA BULWER KZN	50	1.944	15	97.2	14.58	111.78
K2436		5849119869	6111068202084.00 SIKHAKHANE MBONGISENI	TRADITIONAL HOUSE	50	1.944	15	97.2	14.58	111.78
K2436		5878530423	5707240474086.00 MKHIZE MBUTU	MOATSHENI UNDERBURG KZN	50	1.944	15	97.2	14.58	111.78
K2436		5883650948	4308270637083.00 DIAMINI NOKZAMO	BULWER UNDERBURG KZN	50	1.944	15	97.2	14.58	111.78
K2436		588586655	5301058959083.00 GOALEKA DAVID	MOATSHENI UNDERBURG KZN	50	1.944	15	97.2	14.58	111.78
K2436		5936021605	6812204672085.00 MKHIZE THUTHUANI	MOATSHENI UNDERBURG KZN	50	1.944	15	97.2	14.58	111.78
K2436		5938310638	5810063541080.00 DUMA MHAWUKELWA EDMUND	MOATSHENI UNDERBURG KZN	50	1.944	15	97.2	14.58	111.78
K2436		5984342636	6702220740083.00 MIYA LIZI	DONNYBROOK	50	1.944	15	97.2	14.58	111.78
K2436		6025598511	6601180356080.00 MIYA NOMUSA CONSTANCE	HLANGANANI SI IKOPO KZN OU	50	1.944	15	97.2	14.58	111.78
K2436		6069562470	5652502421084.00 MINCWABE SIBONGILE	TRADITIONAL HOUSE	50	1.944	15	97.2	14.58	111.78
K2436		60716641737	7003130809087.00 ZONDI MAVIS OXONDELE	AMAKUZA UNDERBURG KZN	50	1.944	15	97.2	14.58	111.78
K2436		6149441748	9008225454084.00 SHEZI SYDNEY ELIZABETH	NKWEZELA	50	1.944	15	97.2	14.58	111.78
K2436		6153037112	6003270444084.00 MTAKA DUMAZILE ELIZABETH	AMAKUZA UNDERBURG KZN	50	1.944	15	97.2	14.58	111.78
K2436		6154931966	1301010101013.00 DIADLA C	HOUSE	50	1.944	15	97.2	14.58	111.78
K2436		6184452768	76091503659082.00 NDOLOU BONISWE	MHLANGENI	50	1.944	15	97.2	14.58	111.78
K2436		6201771761	5612250639082.00 NHLANGULELA EDENIGHT	AMAKUZA UNDERBURG KZN	50	1.944	15	97.2	14.58	111.78
K2436		6231850871	8105151109084.00 DIAMINI HLENGISWE	EBLABENI BULWER KZN	50	1.944	15	97.2	14.58	111.78
K2436		6256053761	5801250569084.00 MIYA BUSISWE	HLABENI BULWER KZN	50	1.944	15	97.2	14.58	111.78
K2436		6275878238	6312023424081.00 NALA MGOYI F	STOFFELTON IMPENDELE KZN	50	1.944	15	97.2	14.58	111.78
K2436		6387705288	3206040250086.00 MOLEFE MILDRED N	AMAKUZA UNDERBURG KZN	50	1.944	15	97.2	14.58	111.78
K2436		6317663966	8303240918086.00 PHUNGULA BALUNGILE ELSE	BULWER UNDERBURG KZN	50	1.944	15	97.2	14.58	111.78
K2436		6324234852	631251630086.00 MCHUNU NOMAKHISILUSI	BULWER UNDERBURG KZN	50	1.944	15	97.2	14.58	111.78

K2436	6340335066	4107080117087.00	BHENGU BASOJILE	MOATSHENI UNDERBURG KZN	50	1.944	15	97.2	14.58	111.78
K2436	6342482768	490315500893.00	MTHEMBU SINIKI	KILUMUN SI UNDERBURG CMC KZN	50	1.944	15	97.2	14.58	111.78
K2436	6340321797	47101601190807.00	MBEJE BAVUKLE AGNES	AMAKUZA UNDERBURG KZN	50	1.944	15	97.2	14.58	111.78
K2436	63544129074	7806160213081.00	MIVA NOLWAZI	MOATSHENI UNDERBURG KZN	50	1.944	15	97.2	14.58	111.78
K2436	6362762817	890636011088.00	KZIMANDE SITHEMBISO	KILUMUN SI UNDERBURG CMC KZN	50	1.944	15	97.2	14.58	111.78
K2436	6370282490	630051115081.00	IMHIZE THUTHULE	KILUMUN SI UNDERBURG CMC KZN	50	1.944	15	97.2	14.58	111.78
K2436	6387196688	5609103091082.00	SHEZI TULE	KILUMUN SI UNDERBURG CMC KZN	50	1.944	15	97.2	14.58	111.78
K2436	6390110503	30072102000807.00	MITHA THOLWAPHI	AMAKUZA UNDERBURG KZN	50	1.944	15	97.2	14.58	111.78
K2436	6394910170	1301010101013.00	KHUBONI B	HOUSE	50	1.944	15	97.2	14.58	111.78
K2436	6397478474	6082404040088.00	SABELA ZONDEKILE	KILUMUN SI UNDERBURG CMC KZN	50	1.944	15	97.2	14.58	111.78
K2436	6411706354	5504150789083.00	MNYOSI NGENZENI GENEROSA	AMAKUZA UNDERBURG KZN	50	1.944	15	97.2	14.58	111.78
K2436	6411873037	6712180390084.00	KWASABELA BAWNILE	KILUMUN SI UNDERBURG CMC KZN	50	1.944	15	97.2	14.58	111.78
K2436	6422853386	78123203978083.00	SABELA NELWEE	KILUMUN SI UNDERBURG CMC KZN	50	1.944	15	97.2	14.58	111.78
K2436	6428168611	5403195695086.00	MBATHA BONGANI	ELHABENI BULWER KZN	50	1.944	15	97.2	14.58	111.78
K2436	6433072761	6802252423084.00	SABELA SENZO	KILUMUN SI UNDERBURG CMC KZN	50	1.944	15	97.2	14.58	111.78
K2436	6433072761	680531345088.00	SINDANE MHLANGANYELWA	KILUMUN SI UNDERBURG CMC KZN	50	1.944	15	97.2	14.58	111.78
K2436	6442776191	8503210857087.00	CHAQWE AUDREW	MOATSHENI UNDERBURG KZN	50	1.944	15	97.2	14.58	111.78
K2436	6467388979	520709075088.00	KHENISA ZIBUYILE ANNATORIA	KILUMUN SI UNDERBURG CMC KZN	50	1.944	15	97.2	14.58	111.78
K2436	6495877956	6708023503089.00	MIVVARA BONGANI	MOATSHENI UNDERBURG KZN	50	1.944	15	97.2	14.58	111.78
K2436	6505411969	4601170480082.00	MITHA SEBENZANI	SIZANEJANA KWABUTHO SI UNE	50	1.944	15	97.2	14.58	111.78
K2436	6510135407	6512055418089.00	KHANISA BAJABISE GIRLIE	ESIKOMBINI EMUBUBINI	50	1.944	15	97.2	14.58	111.78
K2436	6510135407	6512055418089.00	KHANISA RICHARD MTHOKOZISI	SIZANEJANA KWABUTHO SI UNE	50	1.944	15	97.2	14.58	111.78
K2436	6520121123	7912220279086.00	MEMELA SYLVA	TRADITIONAL HOUSE	50	1.944	15	97.2	14.58	111.78
K2436	6544267213	7202060677080.00	MHANGWA RONAKLE	TRADITIONAL HOUSE	50	1.944	15	97.2	14.58	111.78
K2436	6555184475	680808087080.00	MHANGWA DELI	MOATSHENI UNDERBURG KZN	50	1.944	15	97.2	14.58	111.78
K2436	6557657056	881110841083.00	DUNA ZINHLE	MOATSHENI UNDERBURG KZN	50	1.944	15	97.2	14.58	111.78
K2436	6583097180	8808131859083.00	NOLUVU JOHNSON	Brick House	50	1.944	15	97.2	14.58	111.78
K2436	6583700113	9406040396080.00	MBANUWA NOZAMANI MARIA	HLANGANANI	50	1.944	15	97.2	14.58	111.78
K2436	6710387126	4901307430086.00	DIANGWA NOMDAGANE	KWAPITELA UNDERBURG KZN	50	1.944	15	97.2	14.58	111.78
K2436	6715212750	6005956594088.00	MAJOZI EVANGEL	MOATSHENI UNDERBURG KZN	50	1.944	15	97.2	14.58	111.78
K2436	6715218166	5610150875087.00	DLUNGWANA ZANDILE MARIA	HLANGANANI 3 CREIGHTON IKOPK	50	1.944	15	97.2	14.58	111.78
K2436	6738282015	5506160250081.00	NZIMANDE UNDELEZI	HLANGANANI 3 CREIGHTON IKOPK	50	1.944	15	97.2	14.58	111.78
K2436	6742448318	5104135160083.00	NZIMANDE FRANCIS	HLANGANANI 3 CREIGHTON IKOPK	50	1.944	15	97.2	14.58	111.78
K2436	6745985095	5402090742084.00	DLUNGWANE TIBHI DESOLERIA	HLANGANANI 3 CREIGHTON IKOPK	50	1.944	15	97.2	14.58	111.78
K2436	6754241616	2910045135082.00	NDELEA SHILO	STEPMORE	50	1.944	15	97.2	14.58	111.78
K2436	6763651297	8510702033081.00	DLAMINI MERCY	HLANGANANI 3 CREIGHTON IKOPK	50	1.944	15	97.2	14.58	111.78
K2436	6773890945	9109271389082.00	DLAMINI MICHAEL	HLANGANANI 3 CREIGHTON IKOPK	50	1.944	15	97.2	14.58	111.78
K2436	6775598045	5409305694085.00	DLUNGWANA MBUZISE WILLEM	HLANGANANI 3 CREIGHTON IKOPK	50	1.944	15	97.2	14.58	111.78
K2436	6775387694	6612250694085.00	NGCBOO DUDUZILE	HLANGANANI 3 CREIGHTON IKOPK	50	1.944	15	97.2	14.58	111.78
K2436	6779610667	7901160737081.00	MADUNA VENANTIA SIMANGELE	Brick House	50	1.944	15	97.2	14.58	111.78
K2436	6780337357	9104261330080.00	MNCWAMBE SETHWIE JENNET	HLANGANANI 3 CREIGHTON IKOPK	50	1.944	15	97.2	14.58	111.78
K2436	6790152751	9301205434080.00	MAUKIZELA VUNANI	HLANGANANI 3 CREIGHTON IKOPK	50	1.944	15	97.2	14.58	111.78
K2436	6802190617	750614051087.00	DLAMINI ELIZABETH NTOMBI	AMAKHULIZE UNDERBERG KZN	50	1.944	15	97.2	14.58	111.78
K2436	6805370718	469265659081.00	SOSIBO BABYI ALEX	HLANGANANI 3 CREIGHTON IKOPK	50	1.944	15	97.2	14.58	111.78
K2436	6815413268	701222357084.00	MTHEMBU HORTIUS SANILE	HLANGANANI 3 CREIGHTON IKOPK	50	1.944	15	97.2	14.58	111.78
K2436	6816742368	7614056536089.00	GAMHEZE ZILINDE RAPHAEL	HLANGANANI 3 CREIGHTON IKOPK	50	1.944	15	97.2	14.58	111.78
K2436	6819436194	7804210081081.00	ZONDI BHEKAZI HOMISTAH	HLANGANANI 3 CREIGHTON IKOPK	50	1.944	15	97.2	14.58	111.78
K2436	6824167624	8701060737082.00	NZIMANDE FISIWE GRACIA	HLANGANANI 3 CREIGHTON IKOPK	50	1.944	15	97.2	14.58	111.78
K2436	6834822221	7602130531084.00	GAMHEZE MHETHIWE LUNICE	HLANGANANI 3 CREIGHTON IKOPK	50	1.944	15	97.2	14.58	111.78
K2436	6841086533	3907085426082.00	NGUBO MBOKODO	TRADITIONAL HOUSE	50	1.944	15	97.2	14.58	111.78
K2436	6842285204	4902135377081.00	MBANUWA MTINTINYA	HLANGANANI 3 CREIGHTON IKOPK	50	1.944	15	97.2	14.58	111.78
K2436	6847776998	5001045250080.00	DLAMINI KUPAKWEZE	HLANGANANI 3 CREIGHTON IKOPK	50	1.944	15	97.2	14.58	111.78
K2436	6850243905	8709016205080.00	BENGU SIPHESHLE COSMOS	MOATSHENI UNDERBURG KZN	50	1.944	15	97.2	14.58	111.78
K2436	6853945756	5506010608082.00	MBANUWA BENZILENI THEMBENI	MOATSHENI UNDERBURG KZN	50	1.944	15	97.2	14.58	111.78
K2436	68570770802	7206066146081.00	MAJOZI JOHNSON SIBUSISO	MOATSHENI UNDERBURG KZN	50	1.944	15	97.2	14.58	111.78
K2436	6871284161	1301010101013.00	CELE J	HLANGANANI 3 CREIGHTON IKOPK	50	1.944	15	97.2	14.58	111.78
K2436	6874664007	8701056540083.00	SHEZI BUKANI	HLANGANANI	50	1.944	15	97.2	14.58	111.78
K2436	6885102028	8703205050082.00	SYABONGA NSINDANE	MOATSHENI UNDERBURG KZN	50	1.944	15	97.2	14.58	111.78
K2436	6886208949	7511100477081.00	THENGANE HADEBE	Brick House	50	1.944	15	97.2	14.58	111.78
K2436	6887289738	5411160432088.00	BUTSIWE DLAMINI	AMAKUZA KILUMUN SI UNDERBER	50	1.944	15	97.2	14.58	111.78
K2436	6889010230	4301190147088.00	GONU MAZEDALA	AMAKUZA KILUMUN SI UNDERBER	50	1.944	15	97.2	14.58	111.78
K2436	68893343082	6102010651089.00	RHOLISILE SHORA	AMAKUZA KILUMUN SI UNDERBER	50	1.944	15	97.2	14.58	111.78
K2436	6897080987	3403080812088.00	NZIMANDE ZINCANYANA PETRONEI	AMAKUZA KILUMUN SI UNDERBER	50	1.944	15	97.2	14.58	111.78
K2436	690128521	830707075088.00	DLAMINI SINAMGILE	HLANGANANI 3 CREIGHTON IKOPK	50	1.944	15	97.2	14.58	111.78
K2436	6908244581	6302110830084.00	CEPHANA CYTHIESA BUKIWE	HLANGANANI 3 CREIGHTON IKOPK	50	1.944	15	97.2	14.58	111.78
K2436	6908385582	6906240490800.00	ZONDI THOLWEN FLORENCIA	SIZANEJANA KWABUTHO SI UNE	50	1.944	15	97.2	14.58	111.78
K2436	6916551377	7211254327088.00	NZIMANDE BHEKA MOSES	KHWEZELA	50	1.944	15	97.2	14.58	111.78
K2436	6918219567	7909131351087.00	DLAMINI CONSTANCE	HLANGANANI 3 CREIGHTON IKOPK	50	1.944	15	97.2	14.58	111.78
K2436	69202434579	5804200287084.00	ZONDI SITHEMBISO GRACE	HLANGANANI 3 CREIGHTON IKOPK	50	1.944	15	97.2	14.58	111.78

K2435	6933730662	830705121081.00	DLAMINI ZANELE	HLANGANANI 3 CREIGHTON IKOPK	50	1.944	15	97.2	14.58	111.78
K2436	693328726	486070652082.00	NAKALIBI MAKATSO	MOQSHENI UNDERBURG KZN	50	1.944	15	97.2	14.58	111.78
K2436	6934365293	7005140333081.00	KHUBONE ZANDILE	HLANGANANI 3 CREIGHTON IKOPK	50	1.944	15	97.2	14.58	111.78
K2436	6942400527	661226026087.00	MKHULISI ZILINDILE MARTHA	SIZANEENANA KWABUTHO S1 UNL	50	1.944	15	97.2	14.58	111.78
K2436	6945447769	4794010472089.00	MBANIWA NOMAYIVO	HLANGANANI 3 CREIGHTON IKOPK	50	1.944	15	97.2	14.58	111.78
K2436	6950084726	5611045134068.00	SOHALIKWYI JOHN CORNELIUS	SIZANEENANA KWABUTHO S1 UNL	50	1.944	15	97.2	14.58	111.78
K2436	6952163570	7601023360082.00	MKGULISIZI OTAPHI THEMILE	SIZANEENANA 3 CREIGHTON IKOPK	50	1.944	15	97.2	14.58	111.78
K2436	6952083591	7001175418087.00	DLAMINI MZUNGWEZA	SIZANEENANA KWABUTHO S1 UNL	50	1.944	15	97.2	14.58	111.78
K2436	6958776151	9402225527083.00	GBASHE BULEBUYEZA	SIZANEENANA KWABUTHO S1 UNL	50	1.944	15	97.2	14.58	111.78
K2436	6959240586	5302285615083.00	GBASHE FUNEYAKHE PHILLIOS	SIZANEENANA KWABUTHO S1 UNL	50	1.944	15	97.2	14.58	111.78
K2436	697422647	6046100377087.00	CHAGWE THULELENI	Brick House	50	1.944	15	97.2	14.58	111.78
K2436	6980204830	6204270547088.00	JILI VELLE	HLANGANANI 3 CREIGHTON IKOPK	50	1.944	15	97.2	14.58	111.78
K2436	6988274761	4706010203089.00	PHUNGULA CRESENTINA SALEANI	HLANGANANI 3 CREIGHTON IKOPK	50	1.944	15	97.2	14.58	111.78
K2436	6989236536	6110120607081.00	ZULU THENGANI	PEVENIST	50	1.944	15	97.2	14.58	111.78
K2436	6989667915	6805073598089.00	DLAMINI MANDLA	HLANGANANI 3 CREIGHTON IKOPK	50	1.944	15	97.2	14.58	111.78
K2436	6990786213	7410063339081.00	DUMAKUDE SANOJA ANDREAS	SUN CITY BULLWER PNB KZN	50	1.944	15	97.2	14.58	111.78
K2436	6992823948	7907230591082.00	MBANIWA NTOMBIKILE GLORIA	HLANGANANI 3 CREIGHTON IKOPK	50	1.944	15	97.2	14.58	111.78
K2436	6999984302	9109150659084.00	MADONDA THENIWE	HLANGANANI 3 CREIGHTON IKOPK	50	1.944	15	97.2	14.58	111.78
K2436	7004044735	6903040377083.00	NGCOBO LINDENI	HLANGANANI 3 CREIGHTON IKOPK	50	1.944	15	97.2	14.58	111.78
K2436	7004634111	8603202075084.00	MVELASE NOKUTHULA CYNTHIA	HLANGANANI 3 CREIGHTON IKOPK	50	1.944	15	97.2	14.58	111.78
K2436	7005419533	5907165437089.00	MBANIWA MZIBENI MZYEMENIKO	HLANGANANI 3 CREIGHTON IKOPK	50	1.944	15	97.2	14.58	111.78
K2436	7049382765	8312085381086.00	LINDA THANDOKWAHE	HLANGANANI 3 CREIGHTON IKOPK	50	1.944	15	97.2	14.58	111.78
K2436	7063511291	7312120750080.00	MBANIWA NCAMSILE FLORENCE	HLANGANANI 3 CREIGHTON IKOPK	50	1.944	15	97.2	14.58	111.78
K2436	7074254081	681250957083.00	MPECENG TESSA	MKWABABEBI ENKELEBANTWANI	50	1.944	15	97.2	14.58	111.78
K2436	7079160579	850217061081.00	MVINGUNI HLENGWE PRINCESS	HLANGANANI 3 CREIGHTON IKOPK	50	1.944	15	97.2	14.58	111.78
K2436	7083492353	1301010101013.00	NGCOSO M	HOUSE	50	1.944	15	97.2	14.58	111.78
K2436	7083968818	5609003037084.00	MBANIWA SIZENI ALEXIA	HLANGANANI 3 CREIGHTON IKOPK	50	1.944	15	97.2	14.58	111.78
K2436	7096184750	4608223577081.00	MKHIZE NGOKELWA PERCY	MKWABABEBI ENKELEBANTWANI	50	1.944	15	97.2	14.58	111.78
K2436	7096208970	79111869531086.00	MBANIWA SPHUMILE	HLANGANANI 3 CREIGHTON IKOPK	50	1.944	15	97.2	14.58	111.78
K2436	7098641872	610055823080.00	DLAMINI MADLENI PAULUS	HLANGANANI 3 CREIGHTON IKOPK	50	1.944	15	97.2	14.58	111.78
K2436	7102487326	7789328576085.00	MBANIWA FUNKOWAKHE WELCON	HLANGANANI 3 CREIGHTON IKOPK	50	1.944	15	97.2	14.58	111.78
K2436	7111739721	7271010095082.00	MBANIWA XOLISILE	HLANGANANI 3 CREIGHTON IKOPK	50	1.944	15	97.2	14.58	111.78
K2436	7146786806	8905375631087.00	NDVALANE BONGANI SIMON	HLANGANANI 3 CREIGHTON IKOPK	50	1.944	15	97.2	14.58	111.78
K2436	7147339274	9505080686084.00	ZIWA LANDIWE ANNATORIA	HLANGANANI 3 CREIGHTON IKOPK	50	1.944	15	97.2	14.58	111.78
K2436	7161347515	9501900432080.00	ZIWA PRESILIA	HLANGANANI 3 CREIGHTON IKOPK	50	1.944	15	97.2	14.58	111.78
K2436	7168074400	9608250568087.00	NDVALANE GOONESS	HLANGANANI 3 CREIGHTON IKOPK	50	1.944	15	97.2	14.58	111.78
K2436	7174614624	5005100921083.00	NOHLALU DOLLY	HOUSE AT KWAPITELA NEAR KWA	50	1.944	15	97.2	14.58	111.78
K2436	7197902936	8009460988080.00	NOHLALU PRISA BONGEILE	HLANGANANI 3 CREIGHTON IKOPK	50	1.944	15	97.2	14.58	111.78
K2436	7210124087	5308200606080.00	SOWELA NCIPHISO A	HLANGANANI 3 CREIGHTON IKOPK	50	1.944	15	97.2	14.58	111.78
K2436	7212897696	4509040620088.00	MOKUBUNA BUSISWE NONORATTI	HLANGANANI 3 CREIGHTON IKOPK	50	1.944	15	97.2	14.58	111.78
K2436	7215413649	5409020231088.00	ZULU BHEKIMPI DANIEL	HLANGANANI 3 CREIGHTON IKOPK	50	1.944	15	97.2	14.58	111.78
K2436	7224981172	5305060352083.00	ZIWA PHATHEKILE PELAGRINA	HLANGANANI 3 CREIGHTON IKOPK	50	1.944	15	97.2	14.58	111.78
K2436	7225164746	8010345800088.00	DLAMINI NHLANHLA CONGRAT	HLANGANANI 3 CREIGHTON IKOPK	50	1.944	15	97.2	14.58	111.78
K2436	7233060666	9208131128083.00	NKIZE KWENZKILE	HLANGANANI 3 CREIGHTON IKOPK	50	1.944	15	97.2	14.58	111.78
K2436	72360613323	491115328084.00	NILO MATHULIZA	BHATHI	50	1.944	15	97.2	14.58	111.78
K2436	7273945210	9611095656051.00	NAILA SANELE	BRICK HOUSE SIBIZANE	50	1.944	15	97.2	14.58	111.78
K2436	727886070	6207020925082.00	JAMA QULTY ANNASTASIA	BHATHI	50	1.944	15	97.2	14.58	111.78
K2436	728136206	7508301870080.00	SHEZI SHABONGA MZANDILE	BHATHI	50	1.944	15	97.2	14.58	111.78
K2436	7283526946	6912250301082.00	DLAMINI BONGKILE	NSIMBINI	50	1.944	15	97.2	14.58	111.78
K2436	7285972392	6983250371084.00	MWELA DUMISILE PROTASIA	NSIMBINI	50	1.944	15	97.2	14.58	111.78
K2436	728633586	7409101001087.00	BASI NONHLANHLA SYLVIA	HLANGANANI	50	1.944	15	97.2	14.58	111.78
K2436	7281682412	550715320804.00	MADONDA MKHEKELEZI	HLANGANANI	50	1.944	15	97.2	14.58	111.78
K2436	7302159919	5009230741080.00	JILI BAZUKILE	SANDANEZWE RICHMOND KZN	50	1.944	15	97.2	14.58	111.78
K2436	7307177669	9003085897085.00	DLAMINI LINDANI	HLANGANANI	50	1.944	15	97.2	14.58	111.78
K2436	7333674866	7104055830803.00	MWELA DUMISANE GEORGE	SANDANEZWE RICHMOND KZN	50	1.944	15	97.2	14.58	111.78
K2436	7336932121	5004150309083.00	DAWE MUTO SYLVIA	SANDANEZWE RICHMOND KZN	50	1.944	15	97.2	14.58	111.78
K2436	7347923874	4804090313087.00	MINDAWEN FIKELPHI ELIZABETH	SIZANEENANA KWABUTHO S1 UNL	50	1.944	15	97.2	14.58	111.78
K2436	7365689031	5411205776085.00	DLUDLU MKHASHWA PHILIP	SIZANEENANA KWABUTHO S1 UNL	50	1.944	15	97.2	14.58	111.78
K2436	7369740550	5303120860809.00	MKHULISI NOMATHEMBU PHILPA	SIZANEENANA KWABUTHO S1 UNL	50	1.944	15	97.2	14.58	111.78
K2436	7382815103	5401170710086.00	NIJULO MATHILI	TRADITIONAL HOUSE	50	1.944	15	97.2	14.58	111.78
K2436	7441776824	760824085080.00	MAZIBUKO GLADNESS NOMATHAM	SIZANEENANA KWABUTHO S1 UNL	50	1.944	15	97.2	14.58	111.78
K2436	7441274785	9108180587083.00	MAZIBUKO SINDILE WENDY	SIZANEENANA KWABUTHO S1 UNL	50	1.944	15	97.2	14.58	111.78
K2436	7463447304	5802190739086.00	JILI KHANYISILE FLORENCE	HOUSE	50	1.944	15	97.2	14.58	111.78
K2436	7478555223	7009230588083.00	MKHULISE NONYAMAZILO EVELYN	SANDANEZWE RICHMOND KZN	50	1.944	15	97.2	14.58	111.78
K2436	7490702284	4706120546083.00	DAWE NOMATHEMBU REGINA	SANDANEZWE RICHMOND KZN	50	1.944	15	97.2	14.58	111.78
K2436	7490909668	390495020807.00	XABA FUNANI	TANS VALLEY CREIGHTON KZN	50	1.944	15	97.2	14.58	111.78
K2436	7500179025	7206010340087.00	MTHEMBU PAULIOS MPAKA	SANDANEZWE RICHMOND KZN	50	1.944	15	97.2	14.58	111.78
K2436	7511881750	7706010340087.00	MINDALI HANUKULE ANNIE	ANAKUZA UNDERBURG KZN	50	1.944	15	97.2	14.58	111.78
K2436	7528075480	780731051088.00	MAY BUSISWE BEAUTY	ANAKUZA UNDERBURG KZN	50	1.944	15	97.2	14.58	111.78
K2436	7536187444	5408240950803.00	SICHOBA BALO BATHOUSE	ANAKUZA UNDERBURG KZN	50	1.944	15	97.2	14.58	111.78

K2436	7551768778	8007025479087.00	VICTOR ZONDI	AMAKUZA SI KZN OU	50	1.944	15	97.2	14.58	111.78
K2436	7570364041	7004150722085.00	DLAMINI CSESENTYA BUZANI	AMAKHUZE UNDERBURG KZN	50	1.944	15	97.2	14.58	111.78
K2436	7592362750	4809135310080.00	CHAGWE BHUNGU ALFOS	AMAKUZA UNDERBURG KZN	50	1.944	15	97.2	14.58	111.78
K2436	7593356594	7202040386088.00	MAGUJANE FIKILE ROSEMARY	SANDANZWE RICHMOND KZN	50	1.944	15	97.2	14.58	111.78
K2436	7599139624	7508095289083.00	DIDI MONGENI ONISIKHAYE	HLANGANANI 4 UNDERBERG KZN	50	1.944	15	97.2	14.58	111.78
K2436	7600731039	6006180749088.00	DLAMINI PHOZA THOLAELE	HLANGANANI 4 UNDERBERG KZN	50	1.944	15	97.2	14.58	111.78
K2436	7616735530	5802075431084.00	SWELANE KUZINEMALI	QULASHE UNDERBURG KZN	50	1.944	15	97.2	14.58	111.78
K2436	7622694226	9100713160089.00	MUTHYWA NOKUZOLA THUDENCE	QULASHE SI UNDERBERG CNCKZA	50	1.944	15	97.2	14.58	111.78
K2436	7623466454	8110866101089.00	MTOLO MLEKELI MOSIBONILE	QULASHE SI UNDERBERG CNCKZA	50	1.944	15	97.2	14.58	111.78
K2436	7626998154	5106083704082.00	PHUNGULA PAULUS	AMAKUZA UNDERBURG KZN	50	1.944	15	97.2	14.58	111.78
K2436	7654988133	2009135625087.00	SHOBA DELANI	AMAKUZA UNDERBURG KZN	50	1.944	15	97.2	14.58	111.78
K2436	7665062100	5102515639083.00	SHOBA MKHUZENI AARON	AMAKUZA UNDERBURG KZN	50	1.944	15	97.2	14.58	111.78
K2436	7685139657	7300211166084.00	DLAMINI ZWINGI	QULASHE UNDERBURG KZN	50	1.944	15	97.2	14.58	111.78
K2436	76867471904	5312457350080.00	MTOLO MZAMANI	KILUMIN NEAR MADWALENI HALL	50	1.944	15	97.2	14.58	111.78
K2436	7691608418	8302260469087.00	DLAMINI BONGEKILE	KILUMIN	50	1.944	15	97.2	14.58	111.78
K2436	7697101834	7300908481086.00	MAGOSO BABHEKILE CORNELIA	AMAKUZA UNDERBURG KZN	50	1.944	15	97.2	14.58	111.78
K2436	7702655556	8302104430085.00	BAWINILE MAGUPANE	AMAKUZA KILUMIN SI UNDERBUR	50	1.944	15	97.2	14.58	111.78
K2436	7703137647	7110150590081.00	BAZINILE ZIKODE	AMAKUZA KILUMIN SI UNDERBUR	50	1.944	15	97.2	14.58	111.78
K2436	7704869602	6603125838089.00	NDABAKHE MADELA ZIKODE	AMAKUZA KILUMIN SI UNDERBUR	50	1.944	15	97.2	14.58	111.78
K2436	7706042878	7105020675083.00	MARY THULELENI MBANUWA	AMAKUZA KILUMIN SI UNDERBUR	50	1.944	15	97.2	14.58	111.78
K2436	7707379196	9209101647087.00	BUKISILE ZIKODE	AMAKUZA KILUMIN SI UNDERBUR	50	1.944	15	97.2	14.58	111.78
K2436	7709194796	5504170454088.00	FIKILE SHEZI	AMAKUZA KILUMIN SI UNDERBUR	50	1.944	15	97.2	14.58	111.78
K2436	7711720507	8103220611085.00	HELENGWE ZIKODE	AMAKUZA KILUMIN SI UNDERBUR	50	1.944	15	97.2	14.58	111.78
K2436	7718277787	6604010700089.00	GAMWE ESTHER	TRADITIONAL HOUSE	50	1.944	15	97.2	14.58	111.78
K2436	7719312980	5508070792087.00	SHOBA PHINDILE	AMAKUZA KILUMIN SI UNDERBUR	50	1.944	15	97.2	14.58	111.78
K2436	7719851122	8707171350087.00	SHOBA PHINDILE	AMAKUZA KILUMIN SI UNDERBUR	50	1.944	15	97.2	14.58	111.78
K2436	7720237844	5406200851081.00	ZINNGI NIZAMDE	AMAKUZA KILUMIN SI UNDERBUR	50	1.944	15	97.2	14.58	111.78
K2436	7726294529	4109156300980.00	BADANILE CHIEFTINA NIZAMDE	AMAKUZA KILUMIN SI UNDERBUR	50	1.944	15	97.2	14.58	111.78
K2436	7726143237	6611250890084.00	MTOMARIPZOWA BEATA OSISO	AMAKUZA KILUMIN SI UNDERBUR	50	1.944	15	97.2	14.58	111.78
K2436	7736569568	841281219088.00	THANDEKA SABELA	AMAKUZA KILUMIN SI UNDERBUR	50	1.944	15	97.2	14.58	111.78
K2436	7755616707	5403168574086.00	ZIKODE TREMBENI	AMAKUZA KILUMIN SI UNDERBUR	50	1.944	15	97.2	14.58	111.78
K2436	7755886633	4906242426083.00	SHOBA SENZENI	KILUMIN	50	1.944	15	97.2	14.58	111.78
K2436	7758358606	6961208520840.00	SHOBA BACUPHILE	KILUMIN	50	1.944	15	97.2	14.58	111.78
K2436	7763394602	8004050606088.00	JAWA MUDUZI	AMAKUZA UNDERBURG KZN	50	1.944	15	97.2	14.58	111.78
K2436	7765902811	8004155346087.00	JAWA MUSAVENKOSI ADREAS	AMAKUZA UNDERBURG KZN	50	1.944	15	97.2	14.58	111.78
K2436	7770475572	7301045420084.00	YAWA CONRAD BEKANI	AMAKUZA UNDERBURG KZN	50	1.944	15	97.2	14.58	111.78
K2436	7773232323	7410207278082.00	MIVARA NOSANDE	KILUMIN	50	1.944	15	97.2	14.58	111.78
K2436	7783131935	8003080980809.00	ZUWA NOMZAMO	KILUMIN	50	1.944	15	97.2	14.58	111.78
K2436	7785169038	3907060265082.00	MKIZE HUPHEKILE MARTHA	AMACQADI NCWADI DEEPDALE SI I	50	1.944	15	97.2	14.58	111.78
K2436	7784566304	9211255343080.00	KHAMBULE KHUPHIKANI WILLISON	NKELEBANTWANA UNDERBERG IC	50	1.944	15	97.2	14.58	111.78
K2436	7787912065	7212090371081.00	KHAMBILE THOKOZILE	MADWALENI UNDERBERG KZN	50	1.944	15	97.2	14.58	111.78
K2436	7794420354	5005310427089.00	WINGUNI NANA	NOVHOJANA UNDERBERG KZN	50	1.944	15	97.2	14.58	111.78
K2436	7810587881	8110075612082.00	XABA ROBERT	TRADITIONAL HOUSE	50	1.944	15	97.2	14.58	111.78
K2436	7811386318	8203171017082.00	NZIMANDE NOZEPHO CATHRINE	AMAKHUZE UNDERBURG KZN	50	1.944	15	97.2	14.58	111.78
K2436	7844463733	7403030309081.00	MIVA NOMUSA	PILELE UNDERBERG KZN	50	1.944	15	97.2	14.58	111.78
K2436	7846155981	4704189492089.00	NTSHIZA HEZEKIA	KILUMIN	50	1.944	15	97.2	14.58	111.78
K2436	7830132565	6708176054080.00	KHOZI NOBUHLE MILDRED	HLANGANANI 4 UNDERBERG KZN	50	1.944	15	97.2	14.58	111.78
K2436	7836885688	7804395635088.00	DLAMINI RAPHAEL SIKONGENI	HLANGANANI 4 UNDERBERG KZN	50	1.944	15	97.2	14.58	111.78
K2436	7837637906	7504105574085.00	DLAMINI SIPHATHIWE KILMANI	HLANGANANI 4 UNDERBERG KZN	50	1.944	15	97.2	14.58	111.78
K2436	7839796584	5903110460084.00	MALZOI MIRRIANI PHILISWE	AMAKHUZE UNDERBURG KZN	50	1.944	15	97.2	14.58	111.78
K2436	7840388473	4711160425086.00	DLAMINI THOLAELE	HLANGANANI 4 UNDERBERG KZN	50	1.944	15	97.2	14.58	111.78
K2436	7840433577	5509130534089.00	DLAMINI DELISTE FLORENCE	HLANGANANI 4 UNDERBERG KZN	50	1.944	15	97.2	14.58	111.78
K2436	7841106705	4709210318087.00	SHOBA BASUKILE	KILUMIN	50	1.944	15	97.2	14.58	111.78
K2436	7844960449	6705130319087.00	DLAMINI EMERENCIA XOLISILE	HLANGANANI 4 UNDERBERG KZN	50	1.944	15	97.2	14.58	111.78
K2436	7845075538	8110185769089.00	DLAMINI KHEMBULANI JIVSON	HLANGANANI 4 UNDERBERG KZN	50	1.944	15	97.2	14.58	111.78
K2436	7845075538	6209130347089.00	DLAMINI BUSISWE DOLLY	HLANGANANI 4 UNDERBERG KZN	50	1.944	15	97.2	14.58	111.78
K2436	7845159980	6209130347089.00	DLAMINI BUSISWE DOLLY	HLANGANANI 4 UNDERBERG KZN	50	1.944	15	97.2	14.58	111.78
K2436	7846431868	4404020489084.00	MBANUWA ESTHER MANUJU	HLANGANANI 4 UNDERBERG KZN	50	1.944	15	97.2	14.58	111.78
K2436	7846509565	4903155737083.00	DLAMINI NTSHINDI HOWARD	HLANGANANI 4 UNDERBERG KZN	50	1.944	15	97.2	14.58	111.78
K2436	7846643188	6804041789085.00	NTIDE NZANDI BUTHELEPHI	HLANGANANI 4 UNDERBERG KZN	50	1.944	15	97.2	14.58	111.78
K2436	7846860395	8005201124089.00	DLAMINI BAKIPHILE CLEMENTINA	HLANGANANI 4 UNDERBERG KZN	50	1.944	15	97.2	14.58	111.78
K2436	7849006612	5701055259087.00	GAZI MZONDENI FANA	AMAKHUZE UNDERBURG KZN	50	1.944	15	97.2	14.58	111.78
K2436	7850747068	8109050325084.00	MNGUNI BAWINILE WINNIFREDA	AMAKHUZE UNDERBURG KZN	50	1.944	15	97.2	14.58	111.78
K2436	7851561866	6008273737089.00	MBELU ANTO M	STOFFELTON IMPENDE KZN	50	1.944	15	97.2	14.58	111.78
K2436	7853184411	5107260339088.00	MBAMBO LO	HLANGANANI 4 UNDERBERG KZN	50	1.944	15	97.2	14.58	111.78
K2436	7862051561	6104110705083.00	CHONCO JABULILE VICTORIA	AMACQADI NCWADI DEEPDALE SI I	50	1.944	15	97.2	14.58	111.78
K2436	7863705927	6006045860883.00	ZONCO MZONJANA	KILUMIN	50	1.944	15	97.2	14.58	111.78
K2436	7863898484	6610101324085.00	MTOLO BUTSIVISE	KILUMIN	50	1.944	15	97.2	14.58	111.78
K2436	7868622206	6206061572084.00	NGCOCO KHOMBSILE	KILUMIN	50	1.944	15	97.2	14.58	111.78
K2436	7877332748	5005030862084.00	RADEFE ZISAKHE	KILUMIN	50	1.944	15	97.2	14.58	111.78
K2436	7884574008	7906080985089.00	DLAMINI PRINCESS ZITHULELE	AMAKHUZE UNDERBURG KZN	50	1.944	15	97.2	14.58	111.78
K2436	7885912762	7803026269084.00	JAWA BHIZA	KILUMIN	50	1.944	15	97.2	14.58	111.78
K2436	7884446023	6112060935080.00	LINDA SHONISILE THANDEKILE	AMAKHUZE UNDERBURG KZN	50	1.944	15	97.2	14.58	111.78

K2436	7901765136	7507051137088.00	MTOLO NANA	KILIMUN	50	1.944	15	97.2	14.58	111.78
K2436	7906175923	820908734085.00	MAQUA VTLIS SIPHELE	ILANGAMANI SI IKOPO KZN OU	50	1.944	15	97.2	14.58	111.78
K2436	7910585048	80830680807.00	MTHEMBU NTOMBIKHOMA	AMAKHUZE UNDERBURG KZN	50	1.944	15	97.2	14.58	111.78
K2436	7910313195	5810240174083.00	MKHEE SHUMSILE	KILIMUN	50	1.944	15	97.2	14.58	111.78
K2436	7938076792	6512280538081.00	ZKODE DUUZULE	KILIMUN	50	1.944	15	97.2	14.58	111.78
K2436	7942230086	8101250598086.00	BHENGU NONHLANLA	QUASHIE UNDERBURG KZN	50	1.944	15	97.2	14.58	111.78
K2436	7953866656	7412807808087.00	ZONDI NONCANILO	KILIMUN	50	1.944	15	97.2	14.58	111.78
K2436	7970998318	5306095705085.00	MTHEMBU MSHYENI	KILIMUN	50	1.944	15	97.2	14.58	111.78
K2436	7978029944	8008315674081.00	SHELEMBE MANDLEKOSI ROBENS	SHARP LOCATION N EKT TO DIANI	50	1.944	15	97.2	14.58	111.78
K2436	7985141374	5390020591083.00	DLAMINI HLEZPHI GORINA	SUN CITY BULWER PWB KZN	50	1.944	15	97.2	14.58	111.78
K2436	8015582845	5911703619089.00	MKHEE THEMBANI	Brick House	50	1.944	15	97.2	14.58	111.78
K2436	8047515524	7211063772084.00	MEMELA MUSAWENKOSI GOODMA	NKWEZELA SI UNDERBERG KZN O	50	1.944	15	97.2	14.58	111.78
K2436	8049738980	6502260798085.00	DLAMINI MTHEKI MEDRINA	AMAKHUZE UNDERBURG KZN	50	1.944	15	97.2	14.58	111.78
K2436	8052137205	6104183813080.00	MEMELA MZOMUNYE	NKWEZELA	50	1.944	15	97.2	14.58	111.78
K2436	8060740428	5412240898082.00	NZIMANE N	Brick House	50	1.944	15	97.2	14.58	111.78
K2436	8063818899	5406280756085.00	CHULE THANDI BETREACE	SUN CITY BULWER PWB KZN	50	1.944	15	97.2	14.58	111.78
K2436	8066280862	6206081023084.00	LUKHOZI NOKUZELA	Traditional house	50	1.944	15	97.2	14.58	111.78
K2436	8070077274	5606100791085.00	RADIBE BAZINI CONSTANCE	NKWEZELA SI UNDERBERG KZN O	50	1.944	15	97.2	14.58	111.78
K2436	8078687286	5607310398083.00	MEMELA PHULISWE ANTHOTHIO	SUN CITY BULWER PWB KZN	50	1.944	15	97.2	14.58	111.78
K2436	8088649332	7803200869083.00	KULU ANNACLETIA LINDWE	SINKONKONKO UNDERBERG KZN I	50	1.944	15	97.2	14.58	111.78
K2436	8089039744	4812085661084.00	MEMELA MZAMANI MZOMUNI	NKWEZELA SI UNDERBERG KZN O	50	1.944	15	97.2	14.58	111.78
K2436	8096816515	74041257272085.00	MTOLO GONZALEZ PHILIPH	SUN CITY BULWER PWB KZN	50	1.944	15	97.2	14.58	111.78
K2436	8109223823	8211245852087.00	MANGUNI MANDLEKOSI PETROS	SUN CITY BULWER PWB KZN	50	1.944	15	97.2	14.58	111.78
K2436	8108418966	6106030417082.00	MAKPANTA IRENE	TRADITIONAL HOUSE	50	1.944	15	97.2	14.58	111.78
K2436	8108741316	800828399007.00	ZKODE MZWELENIPHAKAMANI	AMAKHUZE UNDERBERG KZN OU	50	1.944	15	97.2	14.58	111.78
K2436	8109350416	8705215563085.00	MINGUNI DUMISANI	AMAKHUZE UNDERBERG KZN OU	50	1.944	15	97.2	14.58	111.78
K2436	8110473542	81062448314	ZKODE SOLOMON	AMAKHUZE UNDERBERG KZN OU	50	1.944	15	97.2	14.58	111.78
K2436	8112739528	9202180956081.00	DLAMINI NTOMBIKHUTHI PRICA	AMAKHUZE UNDERBERG KZN OU	50	1.944	15	97.2	14.58	111.78
K2436	8112313655	9802275682086.00	DUMA MFANOLE	AMAKHUZE UNDERBERG KZN OU	50	1.944	15	97.2	14.58	111.78
K2436	8113277781	6210102178083.00	SIBISI NGENZENI DORIS	AMAKHUZE UNDERBERG KZN OU	50	1.944	15	97.2	14.58	111.78
K2436	8114010290	7011150560084.00	NZIMANDE ZANELE	AMAKHUZE UNDERBERG KZN OU	50	1.944	15	97.2	14.58	111.78
K2436	8114046884	6006308046085.00	MALCOZI BUSISWE	AMAKHUZE UNDERBERG KZN I	50	1.944	15	97.2	14.58	111.78
K2436	8114447835	6205050867084.00	MALCOZI BUSISWE	AMAKHUZE UNDERBERG KZN OU	50	1.944	15	97.2	14.58	111.78
K2436	8115363442	8612151238080.00	MINGUNI NONTOKOZO PROMISE	AMAKHUZE UNDERBERG KZN OU	50	1.944	15	97.2	14.58	111.78
K2436	8116686306	6901050309080.00	MINGUNI SABANI NOBUHLE	AMAKHUZE UNDERBERG KZN OU	50	1.944	15	97.2	14.58	111.78
K2436	8122775533	6802120459080.00	PHUNGULA NELISWE QUEENET	AMAKHUZE UNDERBERG KZN OU	50	1.944	15	97.2	14.58	111.78
K2436	8124496628	6802120459080.00	PHUNGULA NELISWE QUEENET	AMAKHUZE UNDERBERG KZN OU	50	1.944	15	97.2	14.58	111.78
K2436	8125054849	6408090355081.00	ELIZABETH NOOLWANE SHOBA	AMAKUZA UNDERBURG KZN I	50	1.944	15	97.2	14.58	111.78
K2436	8126902778	9806131355089.00	NORUHLA JAMA	AMAKHUZE UNDERBERG KZN OU	50	1.944	15	97.2	14.58	111.78
K2436	8130652536	6601100718088.00	LINDWE SINDO SHOBA	AMAKHUZE UNDERBERG KZN OU	50	1.944	15	97.2	14.58	111.78
K2436	8131579315	4701010431087.00	SHOBA BADU/BILE CATRINA	AMAKHUZE UNDERBERG KZN OU	50	1.944	15	97.2	14.58	111.78
K2436	8131754955	8311081070908.00	DLAMINI THOBKILE YENACIA	AMAKHUZE UNDERBERG KZN OU	50	1.944	15	97.2	14.58	111.78
K2436	8137634972	9311070862083.00	MTOLO HLEZPHI HAPHINNESS	AMAKHUZE UNDERBURG KZN	50	1.944	15	97.2	14.58	111.78
K2436	814302412	5507105797087.00	SHOBA ZIBONELE LOYI	AMAKHUZE UNDERBURG KZN OU	50	1.944	15	97.2	14.58	111.78
K2436	814642568	9203021440080.00	NZIMANDE ZANELE	AMAKHUZE UNDERBERG KZN OU	50	1.944	15	97.2	14.58	111.78
K2436	8149482297	79122513971081.00	DLAMINI SIBONGILE CONSTANCE	AMAKHUZE UNDERBERG KZN OU	50	1.944	15	97.2	14.58	111.78
K2436	8136115955	4608240571089.00	SHOBA CUPHENTI THOLANI	AMAKHUZE UNDERBERG KZN OU	50	1.944	15	97.2	14.58	111.78
K2436	8136185707	680103521082.00	SHOBA SIBONGISENI	AMAKHUZE UNDERBERG KZN OU	50	1.944	15	97.2	14.58	111.78
K2436	8138860573	6802280429083.00	PHUNGULA THEMBISILE	AMAKHUZE UNDERBURG KZN OU	50	1.944	15	97.2	14.58	111.78
K2436	8148865764	6510130654082.00	DLAMINI BADINGILE THUSHUZA	AMAKHUZE UNDERBURG KZN	50	1.944	15	97.2	14.58	111.78
K2436	8172354541	6507055814089.00	SHOBA BHEKISSA PAULUS	AMAKUZA UNDERBURG KZN	50	1.944	15	97.2	14.58	111.78
K2436	8173545491	8206121263086.00	SOSIBO SIBONGILE PERCIFIC	AMAKUZA UNDERBURG KZN	50	1.944	15	97.2	14.58	111.78
K2436	8184927847	7310070945080.00	LANGA BUYISILE PAULINE	AMAKHUZE UNDERBURG KZN	50	1.944	15	97.2	14.58	111.78
K2436	8186139708	8703120768081.00	DLAMINI BONISWE	AMAKHUZE UNDERBURG KZN	50	1.944	15	97.2	14.58	111.78
K2436	8197848747	5407240607087.00	SABELA PHIKISILE BADUMISE	AMAKUZA UNDERBURG KZN	50	1.944	15	97.2	14.58	111.78
K2436	8198184882	6304215386087.00	TSHOBA DOTTI RICHARD	AMAKUZA UNDERBURG KZN	50	1.944	15	97.2	14.58	111.78
K2436	8197838607	130410101013.00	KHUMALO NTOMBIYONKE	Traditional	50	1.944	15	97.2	14.58	111.78
K2436	8221023709	7509200849086.00	KHWELA EUGENIA NONTOKOZO	TRANSFORMER ZONE PBT75	50	1.944	15	97.2	14.58	111.78
K2436	8228240060	8205255825082.00	MNCWABE FRANCIS MRONGENI	Traditional	50	1.944	15	97.2	14.58	111.78
K2436	8228432753	6202150483084.00	MVUMBU SWANAZANA CLEWENTIN	AMAKUZA UNDERBURG KZN	50	1.944	15	97.2	14.58	111.78
K2436	8235428608	7707250218095.00	NLELE THOBILE LUNICE	AMAKHUZE UNDERBURG KZN	50	1.944	15	97.2	14.58	111.78
K2436	8243935483	510300567088.00	LINDA HLANGANANI MOSES	AMAKUZA SI UNDERBURG KZN OI	50	1.944	15	97.2	14.58	111.78
K2436	8252445537	500504067087.00	SHEZI PIKOLANA PIKELEPHI	AMAKUZA SI UNDERBURG KZN OI	50	1.944	15	97.2	14.58	111.78
K2436	825259157	7512051306081.00	MINGUNI BATHINI QIKI	AMAKUZA SI UNDERBURG KZN OI	50	1.944	15	97.2	14.58	111.78
K2436	8258474933	8200277697	SHOBA ZONGILE	AMAKUZA UNDERBURG KZN	50	1.944	15	97.2	14.58	111.78
K2436	8262382027	851030925087.00	NZIMANDE TSHENGISILE CATRHYNE	AMAKUZA UNDERBURG KZN	50	1.944	15	97.2	14.58	111.78
K2436	8270095862	8306063430089.00	MINGUNI ZIBONELE	AMAKUZA SI UNDERBURG KZN OI	50	1.944	15	97.2	14.58	111.78
K2436	8272399713	6302100471089.00	MBANUYA ZENZILE NOPHUTHUMA	AMAKUZA SI UNDERBURG KZN OI	50	1.944	15	97.2	14.58	111.78
K2436	8280721492	6401155604083.00	LINDA MABANDLA PETRUS	AMAKUZA SI UNDERBURG KZN OI	50	1.944	15	97.2	14.58	111.78
K2436	8290416887	7403220868086.00	MINGUNI LUNGISILE	AMAKHUZE UNDERBURG KZN	50	1.944	15	97.2	14.58	111.78
K2436	8294591571	8908510750087.00	MINGUNI ZINHLE ZETHU	AMAKUZA SI UNDERBURG KZN OI	50	1.944	15	97.2	14.58	111.78
K2436		8511256355087.00	JAMA KHULEKANI	AMAKUZA SI UNDERBURG KZN OI	50	1.944	15	97.2	14.58	111.78

K2436	829644478	7808156142084.00	DIAMINI MLUNGISENI PETROS	AMAKUZE UNDERBURG KZN	50	1.944	15	97.2	14.58	111.78
K2436	829644478	7808156142084.00	DIAMINI MLUNGISENI PETROS	AMAKUZE UNDERBURG KZN	50	1.944	15	97.2	14.58	111.78
K2436	8307321390	5401060794089.00	MINGUNI MANAKAZI VENERICA	AMAKUZA SI UNDERBERG KZN OL	50	1.944	15	97.2	14.58	111.78
K2436	830472902	6002180550964.00	LINDA TSHAYIZANE	AMAKUZA SI UNDERBERG KZN OL	50	1.944	15	97.2	14.58	111.78
K2436	830367091	94030813210090.00	NEHMANDE ZETHU	AMAKUZA SI UNDERBERG KZN OL	50	1.944	15	97.2	14.58	111.78
K2436	8321637815	7712108830086.00	MINGUNI NONTLANHULA EUNICE	AMAKUZA SI UNDERBERG KZN OL	50	1.944	15	97.2	14.58	111.78
K2436	832816536	76110505910081.00	ZUMA PRINCES BONISILE	AMAKUZA SI UNDERBERG KZN OL	50	1.944	15	97.2	14.58	111.78
K2436	8320726237	4897006270980.00	ZUMA NOMATHHEMBA HOMISTA	AMAKUZA SI UNDERBERG KZN OL	50	1.944	15	97.2	14.58	111.78
K2436	83279518648	5207060296080.00	MBATHA SIZENI MAGARET	AMAKUZA SI UNDERBERG KZN OL	50	1.944	15	97.2	14.58	111.78
K2436	83938859396	8407230567086.00	CEBEKHULU THENIJWE SYLVIA	AMAKUZA SI UNDERBERG KZN OL	50	1.944	15	97.2	14.58	111.78
K2436	83935531156	7550271691082.00	KUBONE NELISWE SYLVIA	AMAKUZA SI UNDERBERG KZN OL	50	1.944	15	97.2	14.58	111.78
K2436	8398115187	2410100806081.00	KHATI NOMAYE	TRADITIONAL HOUSE	50	1.944	15	97.2	14.58	111.78
K2436	83940406684	5706060455083.00	MINGUNI SINMANGA GLADYS	AMAKUZA SI UNDERBERG KZN OL	50	1.944	15	97.2	14.58	111.78
K2436	8342504310	5305030872087.00	SHEZI NOMABULAZI CATHRINE	AMAKUZE UNDERBURG KZN	50	1.944	15	97.2	14.58	111.78
K2436	8346381399	5410309700083.00	JILI NOKUFIKA JESTER	ENKELBANTWANA UNDERBERG I	50	1.944	15	97.2	14.58	111.78
K2436	8346332620	7210151207089.00	LINDA RITA GABISILE	AMAKUZA SI UNDERBERG KZN OL	50	1.944	15	97.2	14.58	111.78
K2436	8346511153	6209210823085.00	MBANUWA RHONZEPHI THANDIWE	AMAKUZA UNDERBURG KZN	50	1.944	15	97.2	14.58	111.78
K2436	8354640573	630020269083.00	LINDA GEZERILE ANNACLETTA	AMAKUZA SI UNDERBERG KZN OL	50	1.944	15	97.2	14.58	111.78
K2436	8354673556	3008080357080.00	DLAMINI NOMASEKISI LUCRACIA	AMAKUZA UNDERBURG KZN	50	1.944	15	97.2	14.58	111.78
K2436	83562032415	7112260714083.00	MBANIWA FLORENCE NOKUTHULA	AMAKUZA UNDERBURG KZN	50	1.944	15	97.2	14.58	111.78
K2436	8364602602	9092950641083.00	MBANIWA FLORENCE NOKUTHULA	AMAKUZA UNDERBURG KZN	50	1.944	15	97.2	14.58	111.78
K2436	8364824894	8910090954084.00	KHURONE LUNGISILE	AMAKUZA SI UNDERBERG KZN OL	50	1.944	15	97.2	14.58	111.78
K2436	8365620147	7305140634088.00	LINDA NONHLANHULA	AMAKUZA SI UNDERBERG KZN OL	50	1.944	15	97.2	14.58	111.78
K2436	8370666703	1301010101013.00	MWABARA AB	QUMENI	50	1.944	15	97.2	14.58	111.78
K2436	8371615079	7810025709083.00	MYHEMBU DELANI KHAYALAKE	AMAKUZA SI UNDERBERG KZN OL	50	1.944	15	97.2	14.58	111.78
K2436	8374485885	5902160740080.00	NGCODO KHELEPHI TERESA	STOFFELTON BROTHEN SI SOLOK	50	1.944	15	97.2	14.58	111.78
K2436	8374492106	9109115949082.00	LINDA NHLAKAMPHO	AMAKUZA SI UNDERBERG KZN OL	50	1.944	15	97.2	14.58	111.78
K2436	8375759155	6210403821085.00	SOSIRO SIBUSISO	STOFFELTON BROTHEN SI SOLOK	50	1.944	15	97.2	14.58	111.78
K2436	8379461451	6203100612080.00	MADONDA NONISA THOBISILE	STOFFELTON BROTHEN SI SOLOK	50	1.944	15	97.2	14.58	111.78
K2436	8384251300	5112260940086.00	NZIMANDE BEZANI	AMAKUZA SI UNDERBERG KZN OL	50	1.944	15	97.2	14.58	111.78
K2436	83858689411	7701031394082.00	KUNENE NONHLANHULA ETHEL	AMAKUZA SI UNDERBERG KZN OL	50	1.944	15	97.2	14.58	111.78
K2436	8389309048	78040951129086.00	MBANUWA NONKULULEKO	AMAKUZA SI UNDERBERG KZN OL	50	1.944	15	97.2	14.58	111.78
K2436	8394217432	5902021023081.00	MEANUWA NOBUHLE	AMAKUZA SI UNDERBERG KZN OL	50	1.944	15	97.2	14.58	111.78
K2436	8396528095	81040716167081.00	MINGUNI SIMPHIWE LAWRENCE	AMAKUZA SI UNDERBERG KZN OL	50	1.944	15	97.2	14.58	111.78
K2436	8398108083	8610745905086.00	MHLONGO MBONGENI INNOCENT	AMAKUZA SI UNDERBERG KZN OL	50	1.944	15	97.2	14.58	111.78
K2436	8402828696	7406040584080.00	MINGUNI UNDENI NORA	AMAKUZA SI UNDERBERG KZN OL	50	1.944	15	97.2	14.58	111.78
K2436	8405926990	6608040593083.00	MBANUWA NTOMBIZINI DUDUZILE	AMAKUZE UNDERBURG KZN	50	1.944	15	97.2	14.58	111.78
K2436	841207471	8405036421080.00	PHUNGULA ZAKHELE	AMAKUZA SI UNDERBERG KZN OL	50	1.944	15	97.2	14.58	111.78
K2436	8413431192	6609100475085.00	NTSHIZA MAPHOSI	AMAKUZA SI UNDERBERG KZN OL	50	1.944	15	97.2	14.58	111.78
K2436	8413472846	6712121020089.00	KUNENE BABONGILE MONICA	AMAKUZA SI UNDERBERG KZN OL	50	1.944	15	97.2	14.58	111.78
K2436	8414729561	7809181001089.00	KUNENE MWILE PROTASIA	AMAKUZA SI UNDERBERG KZN OL	50	1.944	15	97.2	14.58	111.78
K2436	8415815381	5801053861089.00	MICHAEL VONJO ERIC	SUN CITY BULWER PHB KZN	50	1.944	15	97.2	14.58	111.78
K2436	8421489309	4702250420089.00	MLOTSHAWA CATHERINE	Brick House	50	1.944	15	97.2	14.58	111.78
K2436	8428265905	4993040639083.00	NGCODO SEBENZILE	SUN CITY BULWER PHB KZN	50	1.944	15	97.2	14.58	111.78
K2436	8429821817	3201040804087.00	KUNENE NOMAKWITI CONNELIA	AMAKUZA SI UNDERBERG KZN OL	50	1.944	15	97.2	14.58	111.78
K2436	8434473392	47039200332085.00	NTOMBELA METHERLE IREN	AMAKUZA SI UNDERBERG KZN OL	50	1.944	15	97.2	14.58	111.78
K2436	8436267148	5203080545086.00	MHLUNGU PHILE PATRICIA	STOFFELTON BROTHEN SI SOLOK	50	1.944	15	97.2	14.58	111.78
K2436	8442105883	6607155521087.00	ZUMA MLAMULU ALFRED	AMAKUZA SI UNDERBERG KZN OL	50	1.944	15	97.2	14.58	111.78
K2436	84439560108	6510201075284.00	NKOMO ZOILEKA	Brick House	50	1.944	15	97.2	14.58	111.78
K2436	8460476175	8410081182084.00	BUTHELEZI NOMPUMELELO	AMAKUZE UNDERBURG KZN	50	1.944	15	97.2	14.58	111.78
K2436	8463138227	5402255672084.00	LINDA SIBANGANI ALEX	AMAKUZA SI UNDERBERG KZN OL	50	1.944	15	97.2	14.58	111.78
K2436	8463711877	4211080198085.00	DADLA MAMIZA	NOMANDLOVU DONNYBROOK IXC	50	1.944	15	97.2	14.58	111.78
K2436	8464843808	1301010101013.00	NCORENI M	HOUSE	50	1.944	15	97.2	14.58	111.78
K2436	8470402355	5306180738086.00	MANDALI HIEBERKLE KATHRINA	AMAKUZA UNDERBURG KZN	50	1.944	15	97.2	14.58	111.78
K2436	8476027540	5312065289086.00	MINTUNGWA BHEKINDODXA PHILIP	AMAKUZA SI UNDERBERG KZN OL	50	1.944	15	97.2	14.58	111.78
K2436	8476531726	8809091418083.00	DLAMINI MANDISA POLITE	AMAKUZA SI UNDERBERG KZN OL	50	1.944	15	97.2	14.58	111.78
K2436	8477022604	4401250589088.00	NDOLOVU NCAMISLE	SINCKONKOMO UNDERBERG KZN I	50	1.944	15	97.2	14.58	111.78
K2436	8482635345	6502220643083.00	ZONDI ESUNA SALAMVENZANI	AMAKUZA SI UNDERBERG KZN OL	50	1.944	15	97.2	14.58	111.78
K2436	8486307230	5102205654089.00	WESSELS DONATOUS	SINCKONKOMO UNDERBERG KZN I	50	1.944	15	97.2	14.58	111.78
K2436	8488012417	6408230356087.00	MHLUNGU ZUMKILE MARGARET	AMAKUZA SI UNDERBERG KZN OL	50	1.944	15	97.2	14.58	111.78
K2436	8491759896	5707252759085.00	SHEZI MANDLAKAYISE THEOBALD	AMAKUZA SI UNDERBERG KZN OL	50	1.944	15	97.2	14.58	111.78
K2436	8499250443	6708272353081.00	MBANIWA ESTER	AMAKUZA UNDERBURG KZN	50	1.944	15	97.2	14.58	111.78
K2436	8498569977	5012190197087.00	DIAMINI SOLEKILE	PHAYINDANE	50	1.944	15	97.2	14.58	111.78
K2436	8502527812	4200204019808.00	ZONDI RADUBILE	PHAYINDANE	50	1.944	15	97.2	14.58	111.78
K2436	8502727106	4206120449088.00	DIAMINI ATOMBI ETHELDETHA	AMAKUZA SI UNDERBERG KZN OL	50	1.944	15	97.2	14.58	111.78
K2436	8502755308	47010045186086.00	PHUNGULA ZULU TOBAS	AMAKUZA SI UNDERBERG KZN OL	50	1.944	15	97.2	14.58	111.78
K2436	8501134506	5712130118086.00	DIAMINI LUZIE PETRONELLA	AMAKUZA SI UNDERBERG KZN OL	50	1.944	15	97.2	14.58	111.78
K2436	8502441203	7208180313088.00	DIAMINI BULHE	PHAYINDANE	50	1.944	15	97.2	14.58	111.78

K2436	8502917001	9901230822982.00	MIWARA NOMBKO NTOMBIYEMWE PHAYINDANE	50	1.944	15	97.2	14.58	111.78
K2436	8502559461	9307041088083.00	MBANIWA BAWEZILE PHAYINDANE	50	1.944	15	97.2	14.58	111.78
K2436	8500059579	9012085748281.00	MIWARA SENZO PHAYINDANE	50	1.944	15	97.2	14.58	111.78
K2436	8513867350	7607010370966.00	SHEZI BALUNGILE PHAYINDANE	50	1.944	15	97.2	14.58	111.78
K2436	8514053815	3901100572084.00	ZONDI SZAKELE BHATINI	50	1.944	15	97.2	14.58	111.78
K2436	8517897963	70094064068.00	ZONDI NELISWE LUCIA AMAKUZA SI UNDERBERG KZN OL	50	1.944	15	97.2	14.58	111.78
K2436	8519568133	1301010101013.00	KHUMALO R HOUSE	50	1.944	15	97.2	14.58	111.78
K2436	8523080077	590860428086.00	SHEZI QONDENI PHAYINDANE	50	1.944	15	97.2	14.58	111.78
K2436	8524135889	4101013026387.00	ZONDI ANNATOLIA HOUSE	50	1.944	15	97.2	14.58	111.78
K2436	8527363540	6004140431089.00	ZONDI ANNOTOLIA BHATINI	50	1.944	15	97.2	14.58	111.78
K2436	8535717356	7890935600086.00	MSHENGU RAPHEAL MBHEKISENI AMAKUZA SI UNDERBERG KZN OL	50	1.944	15	97.2	14.58	111.78
K2436	8536332109	7707025502082.00	DLAMINI GODUZHAI ZAKHELE AMAKUZA SI UNDERBERG KZN OL	50	1.944	15	97.2	14.58	111.78
K2436	8543386102	5711235258086.00	ZONDI MABONA PETRUS AMAKUZA SI UNDERBERG KZN OL	50	1.944	15	97.2	14.58	111.78
K2436	8547634573	7004300436081.00	ZONDI XOLISILE CATHERINE AMAKUZA SI UNDERBERG KZN OL	50	1.944	15	97.2	14.58	111.78
K2436	8548172341	6001200991083.00	ZIKOOE ELSIE	50	1.944	15	97.2	14.58	111.78
K2436	8551727018	5504030585085.00	DLAMINI THABISILE MAUREEN HOUSE	50	1.944	15	97.2	14.58	111.78
K2436	8552117115	6706240250080.00	DUMA PHILISWE THEODORAH AMAKUZA SI UNDERBERG KZN OL	50	1.944	15	97.2	14.58	111.78
K2436	8566951352	7403020876081.00	ZONDI BEATOR FANISILE AMAKUZA SI UNDERBERG KZN OL	50	1.944	15	97.2	14.58	111.78
K2436	8574777271	5503300478086.00	ZONDI SWELEKILE MAYVIS AMAKUZA SI UNDERBERG KZN OL	50	1.944	15	97.2	14.58	111.78
K2436	8585544436	5901250355082.00	KUNENE DUMILE CYNTHIA AMAKUZA SI UNDERBERG KZN OL	50	1.944	15	97.2	14.58	111.78
K2436	8598802009	7104280450080.00	DLAMINI FIKILE PRISCIA AMAKUZA SI UNDERBERG KZN OL	50	1.944	15	97.2	14.58	111.78
K2436	8614173328	5212085254080.00	NQLEFF MAURA P STOFFELTON IMPENDLE KZN OL	50	1.944	15	97.2	14.58	111.78
K2436	861761930	5905185440085.00	MAKHAYE MUZIMANDILA REGINALD BETHLEHEM BULWER UNDERBERG KZN OL	50	1.944	15	97.2	14.58	111.78
K2436	8625597134	6010239426085.00	SHEZI NGONENI CHUGUZA AMAKUZA SI UNDERBERG KZN OL	50	1.944	15	97.2	14.58	111.78
K2436	8625793170	8008168989089.00	DUMA PROTASIA QUEEN AMAKUZA SI UNDERBERG KZN OL	50	1.944	15	97.2	14.58	111.78
K2436	8629217201	7701070377081.00	PHUNGULA MARONGI THIEKILE AMAKUZA SI UNDERBERG KZN OL	50	1.944	15	97.2	14.58	111.78
K2436	8633881639	4802330320086.00	HELA FIKILE DORIS BETHLEHEM BULWER UNDERBERG KZN OL	50	1.944	15	97.2	14.58	111.78
K2436	8639477619	1301010101013.00	NGUBOTDAH HOUSE	50	1.944	15	97.2	14.58	111.78
K2436	8644813995	6212044353083.00	MNCWABE NOKWENZWA THERESA AMAKUZA UNDERBURG KZN OL	50	1.944	15	97.2	14.58	111.78
K2436	8660022848	5201250695086.00	MIYA MANAZI EUGENIA ENKELEBANTWANA IXOPO KZN OL	50	1.944	15	97.2	14.58	111.78
K2436	8703850122	8201005219085.00	MAGUBANE SIFISO AMAKUZA UNDERBURG KZN OL	50	1.944	15	97.2	14.58	111.78
K2436	8713874452	7411105373080.00	DLAMINI SIBONGISENI AMAKUZA UNDERBURG KZN OL	50	1.944	15	97.2	14.58	111.78
K2436	871532867	6902200425081.00	MTOLO BUSISIWE VICTORIA AMAKUZA UNDERBURG KZN OL	50	1.944	15	97.2	14.58	111.78
K2436	8723833665	2606370123089.00	TENZA NOPHOSISA AMAKUZA UNDERBURG KZN OL	50	1.944	15	97.2	14.58	111.78
K2436	872609011	6905050622087.00	SHEZI HOMSTA THANDENILE AMAKUZA UNDERBURG KZN OL	50	1.944	15	97.2	14.58	111.78
K2436	8747735972	5707103040080.00	MAJOLA BUSISIWE MQATSHENI UNDERBURG KZN OL	50	1.944	15	97.2	14.58	111.78
K2436	8764177723	7110130455082.00	MBANIWA FIKILE QULASHE UNDERBURG KZN OL	50	1.944	15	97.2	14.58	111.78
K2436	8768179403	8003031261080.00	MSWARA VINILE QULASHE UNDERBURG KZN OL	50	1.944	15	97.2	14.58	111.78
K2436	8777712685	6006255525085.00	NGCOBO VELAPHI STOFFELTON IMPENDLE KZN OL	50	1.944	15	97.2	14.58	111.78
K2436	8808732074	4811040355081.00	MAGOSO BUSISIWE AMAKUZA SI UNDERBERG KZN OL	50	1.944	15	97.2	14.58	111.78
K2436	882082154	5705260797086.00	NCOBENI DUMISILE FRANCISCA HLANGANANI SI IXOPO QNC KZN OL	50	1.944	15	97.2	14.58	111.78
K2436	8835617602	6505135721085.00	MOKOENA THEBELA ANDREAS HLABENI BULWER KZN OL	50	1.944	15	97.2	14.58	111.78
K2436	884264742	4806150319085.00	MBANIWA MAQOSHI TRADITIONAL HOUSE	50	1.944	15	97.2	14.58	111.78
K2436	9025295386	6512151001086.00	DUMA IDAH THANDIWE KILUM SI UNDERBERG KZN OL	50	1.944	15	97.2	14.58	111.78
K2436	9081412203	7895205540080.00	SABELA MALIN KILUM SI UNDERBERG KZN OL	50	1.944	15	97.2	14.58	111.78
K2436	9087810867	6701017239086.00	MBANIWA MOBI KILUM SI UNDERBERG KZN OL	50	1.944	15	97.2	14.58	111.78
K2436	9092487521	6007204009083.00	MAJWARA THANDIWE KILUM SI UNDERBERG KZN OL	50	1.944	15	97.2	14.58	111.78
K2436	9102168520	7380860946086.00	MBANIWA GLORIA KILUM SI UNDERBERG KZN OL	50	1.944	15	97.2	14.58	111.78
K2436	9106271838	7207030072087.00	DLAMINI NONHLANHLA ALOIS HLANGANANI 3 CREIGHTON IXOPO	50	1.944	15	97.2	14.58	111.78
K2436	9106225116	8511155353085.00	MIRHIZE FAGIAN MTHOKOSI AMAKHUZE UNDERBERG KZN OL	50	1.944	15	97.2	14.58	111.78
K2436	9113256532	59021703460284.00	MTHEMBU NOZITHEMBISO PEARL KILUM SI UNDERBERG KZN OL	50	1.944	15	97.2	14.58	111.78
K2436	9126156247	6612252851085.00	MBANIWA LUNGELI KILUM SI UNDERBERG KZN OL	50	1.944	15	97.2	14.58	111.78
K2436	9136959549	7111200386082.00	SABELA ZANELE KILUM SI UNDERBERG KZN OL	50	1.944	15	97.2	14.58	111.78
K2436	913394247	7504290641085.00	SABELA ZANELE KILUM SI UNDERBERG KZN OL	50	1.944	15	97.2	14.58	111.78
K2436	913677652	7904151131085.00	SOSIBO HILDA THULISILE NSIMBINI KILUM SI UNDERBERG KZN OL	50	1.944	15	97.2	14.58	111.78
K2436	9156946863	680210573081.00	NTSHIZA HAWULENGWE KILUM SI UNDERBERG KZN OL	50	1.944	15	97.2	14.58	111.78
K2436	9158094856	4801011934085.00	MCHUNU NOMAGUGU KILUM SI UNDERBERG KZN OL	50	1.944	15	97.2	14.58	111.78
K2436	9158437717	7604290402082.00	DLAMINI VUMILE KILUM SI UNDERBERG KZN OL	50	1.944	15	97.2	14.58	111.78
K2436	9159056955	401150233082.00	CHULE NONTSHI NOMUSA HOUSE	50	1.944	15	97.2	14.58	111.78
K2436	9162450446	6706270643089.00	MBANIWA VUYISILE KILUM SI UNDERBERG KZN OL	50	1.944	15	97.2	14.58	111.78
K2436	9164106640	810903112088.00	DLAMINI CELIVE KILUM SI UNDERBERG KZN OL	50	1.944	15	97.2	14.58	111.78
K2436	9165458804	7707245517084.00	DLAMINI REGINALD SAMUKELO PHAYINDANE	50	1.944	15	97.2	14.58	111.78
K2436	9168635141	8212021444081.00	MCWABE LUNGILE KILUM SI UNDERBERG KZN OL	50	1.944	15	97.2	14.58	111.78
K2436	9172275791	8009185937086.00	NTSHIZA MATHWANA KILUM SI UNDERBERG KZN OL	50	1.944	15	97.2	14.58	111.78
K2436	9175178572	6202011726013.00	PHUNGULA NONTSHIKELISO DOMOI PHAYINDANE	50	1.944	15	97.2	14.58	111.78
K2436	9186181545	6404060894084.00	MBANIWA PHILIPINA NTOMBIKILE PHAYINDANE	50	1.944	15	97.2	14.58	111.78
K2436	9181682896	6312770340089.00	MBANIWA SISELA KILUM SI UNDERBERG KZN OL	50	1.944	15	97.2	14.58	111.78
K2436	9187928196	8501056170081.00	SABELA ZIMASE KILUM SI UNDERBERG KZN OL	50	1.944	15	97.2	14.58	111.78
K2436	9181237579	4011090345086.00	MBANUKWA BATHINI PHAYINDANE	50	1.944	15	97.2	14.58	111.78
K2436	9187945264	5412145218088.00	SABELA STAFF KIZOPANO KILUM SI UNDERBERG KZN OL	50	1.944	15	97.2	14.58	111.78
K2436	9187953168	4308110256082.00	MBANIWA SHANE KILUM SI UNDERBERG KZN OL	50	1.944	15	97.2	14.58	111.78
K2436	9189771329	6502180594085.00	NTSHIZA ZEBULILE KILUM SI UNDERBERG KZN OL	50	1.944	15	97.2	14.58	111.78

K2436	7606255810084.00	MAJOZI BHEKI PROTAS	EMAKHUZENI	50	1.944	15	97.2	14.58	111.78
K2436	8904150504087.00	JAMA THENIWE IVY	NSIMBINI	50	1.944	15	97.2	14.58	111.78
K2436	7310004067081.00	SOSIBO LUNGILE CHRISTOPHERAH	PHATINDANE	50	1.944	15	97.2	14.58	111.78
K2436	4406090445086.00	MEWELA NOMUSA	EHLABENI BULWER KZN	50	1.944	15	97.2	14.58	111.78
K2436	5902030735080.00	MVELASE FUNKELE SEPHRONIA	PHATINDANE	50	1.944	15	97.2	14.58	111.78
K2436	6502017662082.00	JULI ERIC SIGWILI	TRADITIONAL HOUSE	50	1.944	15	97.2	14.58	111.78
K2436	40050753174081.00	ZUMA MPHENDULELI VITALIS	EMANGWANEHI BULWER UNDER	50	1.944	15	97.2	14.58	111.78
K2436	61420031445086.00	MTOLO GLORIA ZWAKALLE	PHATINDANE	50	1.944	15	97.2	14.58	111.78
K2436	8108285733083.00	DLAMINI KWAZIWAHKE	KULINOH	50	1.944	15	97.2	14.58	111.78
K2436	7801165870889.00	NKHANDO THULANI	MASHAYILANGA UNDERBERG KZI	50	1.944	15	97.2	14.58	111.78
K2436	3908315193086.00	DLAMINI ZWELANHE	Brick House	50	1.944	15	97.2	14.58	111.78
K2436	6804010813087.00	MTHEMBU THEMIBISILE PRINCESS	Brick House	50	1.944	15	97.2	14.58	111.78
K2436	4406280406083.00	SOKHELA SHADELINI	SOKHELA LOCANTON NEAR SOKHEI	50	1.944	15	97.2	14.58	111.78
K2436	1301010101013.00	DLAMINI (MANDLENCISI)	Brick	50	1.944	15	97.2	14.58	111.78
K2436	7709606620088.00	SOSIBO NOSIPHO GLORIA	AMAKHUZA S1 UNDERBERG KZN	50	1.944	15	97.2	14.58	111.78
K2436	7709606620088.00	DLAMINI MBHEKENI ZIPI	AMAKHUZA S1 UNDERBERG KZN	50	1.944	15	97.2	14.58	111.78
K2436	8403161175081.00	JACA NOKUPHWA	AMAKHUZA S1 UNDERBERG KZN	50	1.944	15	97.2	14.58	111.78
K2436	700210045084.00	SOSIBO TUTU MAVIS	AMAKHUZA S1 UNDERBERG KZN	50	1.944	15	97.2	14.58	111.78
K2436	8500505085080.00	DLANGISA PRISCILLA PHAKAMILE	AMAKHUZA S1 UNDERBERG KZN	50	1.944	15	97.2	14.58	111.78
K2436	7509231445086.00	BUTHELEZI ELIZABETH NOBUHLE	AMAKHUZA S1 UNDERBERG KZN	50	1.944	15	97.2	14.58	111.78
K2436	8704291120086.00	SOSIBO ZINHALE	AMAKHUZA S1 UNDERBERG KZN	50	1.944	15	97.2	14.58	111.78
K2436	5605345241080.00	MBANUWA MYZENI MOSES	EHLABENI BULWER KZN	50	1.944	15	97.2	14.58	111.78
K2436	9111030588085.00	MNGUNI ZIBUYILE	AMAKHUZA S1 UNDERBERG KZN	50	1.944	15	97.2	14.58	111.78
K2436	8006060591087.00	SIBETHA BAQHELELE GLORIA	AMAKHUZA S1 UNDERBERG KZN	50	1.944	15	97.2	14.58	111.78
K2436	5106100307081.00	DHLAMINI NOKUTHULA DOREEN	HOUSE	50	1.944	15	97.2	14.58	111.78
K2436	6208420957089.00	NGCORO THEMBEKILE VIRGINIA	AMAKUZA UNDERBURG KZN	50	1.944	15	97.2	14.58	111.78
K2436	6707170616094.00	SHELEMBE ANGELINE THEMBEKILE	EMANGWANEHI BULWER UNDER	50	1.944	15	97.2	14.58	111.78
K2436	4704190187081.00	ZONDI KHOMIWE MATILDA	AMAKUZA UNDERBURG KZN	50	1.944	15	97.2	14.58	111.78
K2436	8402151275088.00	MBATHA SINDILE	QUJASHIE UNDERBURG KZN	50	1.944	15	97.2	14.58	111.78
K2436	6511060862084.00	MKHITSE MARGARET	MAKHAKA UNDERBURG KZN	50	1.944	15	97.2	14.58	111.78
K2436	5312170551083.00	MTOLO THEMIBISILE ELIZABETH	MAKHAKA UNDERBURG KZN	50	1.944	15	97.2	14.58	111.78
K2436	5607075941085.00	TULU CORLI	HLANGWANI S1 IKOPU KZN	50	1.944	15	97.2	14.58	111.78
K2436	3708370265083.00	KHELE KHATHAZILE	MAKHAKA UNDERBURG KZN	50	1.944	15	97.2	14.58	111.78
K2436	7501080704085.00	JANNA ANAKALE THUMULE	MAKHAKA UNDERBURG KZN	50	1.944	15	97.2	14.58	111.78
K2436	8503010377088.00	MNGUNI PHUMULILE	AMAKUZA UNDERBURG KZN	50	1.944	15	97.2	14.58	111.78
K2436	4802025320081.00	NDAPELE NTOMBEKHAYA MARIET	AMAKUZA UNDERBURG KZN	50	1.944	15	97.2	14.58	111.78
K2436	3804100336083.00	NDAPELE NTOMBEKHAYA MARIET	AMAKUZA UNDERBURG KZN	50	1.944	15	97.2	14.58	111.78
K2436	5507295697089.00	MOTKOUNG CALTON MFANYANA	SUN CITY BULWER PMB KZN	50	1.944	15	97.2	14.58	111.78
K2436	6712210293084.00	SOSIBO BUSELAPHI FLORENCE	MOATSHENI UNDERBURG KZN	50	1.944	15	97.2	14.58	111.78
K2436	5211185540083.00	MAKHANYA PHUMLANI ANGELCULS	AMAKUZA UNDERBURG KZN	50	1.944	15	97.2	14.58	111.78
K2436	7001010305086.00	BENGU BUSELAPHI AGNES	AMAKUZA UNDERBURG KZN	50	1.944	15	97.2	14.58	111.78
K2436	6706076053087.00	DUMA JOSEPH	MOATSHENI UNDERBURG KZN	50	1.944	15	97.2	14.58	111.78
K2436	6603290575083.00	MNGUNI BANCAMILE OCTAVIA	AMAKUZA UNDERBURG KZN	50	1.944	15	97.2	14.58	111.78
K2436	4903180642085.00	PHUNGULLA BUZELENI	AMAKUZA UNDERBURG KZN	50	1.944	15	97.2	14.58	111.78
K2436	5509010430085.00	LANGA LETHANI BAKHOMBISE	AMAKUZA UNDERBURG KZN	50	1.944	15	97.2	14.58	111.78
K2436	4203160201089.00	MWAWA THOKO ADELINE	AMAKUZA UNDERBURG KZN	50	1.944	15	97.2	14.58	111.78
K2436	4406230253085.00	NDOLOVU NOMAGUGU UNICE	AMAKUZA UNDERBURG KZN	50	1.944	15	97.2	14.58	111.78
K2436	80111415475084.00	JIJI FAFAN	DAVYABULWERKZN	50	1.944	15	97.2	14.58	111.78
K2436	4612150474086.00	MROCKAZI SANSISILE	STERMABRE	50	1.944	15	97.2	14.58	111.78
K2436	7505960470080.00	MNGUNI VICTORIA PHILEWIE	AMAKUZA UNDERBURG KZN	50	1.944	15	97.2	14.58	111.78
K2436	4601170530085.00	MWAWA SANAH	AMAKUZA UNDERBURG KZN	50	1.944	15	97.2	14.58	111.78
K2436	6708506318280.00	MEWELA NTOMBEKILE	MOATSHENI UNDERBURG KZN	50	1.944	15	97.2	14.58	111.78
K2436	7604305607086.00	MNGUNI THOMAS ZWENGANI	AMAKUZA UNDERBURG KZN	50	1.944	15	97.2	14.58	111.78
K2436	4703065303086.00	MWAWA MBEKI KEHLA	NKWEEZELA	50	1.944	15	97.2	14.58	111.78
K2436	8809260733080.00	MWAWA NUSISILE	MOATSHENI UNDERBURG KZN	50	1.944	15	97.2	14.58	111.78
K2436	9849371419	NDOLOVU REGINAH BOTSI	MOATSHENI UNDERBURG KZN	50	1.944	15	97.2	14.58	111.78
K2436	5511250030080.00	JAMA MCPHEHENI MTHEMBENI	AMAKUZA UNDERBURG KZN	50	1.944	15	97.2	14.58	111.78
K2436	8004095372089.00	NZIMANDE THOMAS STYABONGA	AMAKUZA UNDERBURG KZN	50	1.944	15	97.2	14.58	111.78
K2436	6802270722088.00	CHANGWE SAGANI	NONHOJANA UNDERBERG KZN	50	1.944	15	97.2	14.58	111.78
K2436	7411007951085.00	INDPENI THULISILE	NONHOJANA UNDERBERG KZN	50	1.944	15	97.2	14.58	111.78
K2436	5202105327081.00	NGWANE MANDLAKAYISE	TRADITIONAL HOUSE	50	1.944	15	97.2	14.58	111.78
K2436	7402280377087.00	NZINDANE CHAMUKILE	NONHOJANA UNDERBERG KZN	50	1.944	15	97.2	14.58	111.78
K2436	6303205948088.00	NZIMANDE GONONDO	NONHOJANA UNDERBERG KZN	50	1.944	15	97.2	14.58	111.78
K2436	5108260385089.00	DLAMINI LULWALE	BHIDLA BULWER KZN	50	1.944	15	97.2	14.58	111.78
K2436	7206315068083.00	LUSWAZI NONHLANJA JOYCE	Brick House	50	1.944	15	97.2	14.58	111.78
K2436	8011140891085.00	DLANGISA NTOMBEFUTHI	KWAPITELA UNDERBURG KZN	50	1.944	15	97.2	14.58	111.78
K2436	4302075393088.00	KHURONE VELUMU	TRADITIONAL HOUSE	50	1.944	15	97.2	14.58	111.78
K2436	4405100236085.00	MBANUWA SELLIA	SUN CITY BULWER PMB KZN	50	1.944	15	97.2	14.58	111.78
K2436	9592441152	ZONDI THELELENI	MAFOHLA	50	1.944	15	97.2	14.58	111.78
K2436	6712265618086.00	MOLEFE J	HOUSE	50	1.944	15	97.2	14.58	111.78

132

Review by: MP Mtungwa

Prepared by: NR Dlamini

Signature:

DR NKOSAZANA DLAMINI ZUMA LOCAL MUNICIPALITY
REPORT FOR CREDITORS PAID WITHIN 30 DAYS IN THE FOURTH QUARTER

[illegible]

Review by: MP Mtungwa

Signature. _____

Prepared by: NR Dlamini

Signature: _____

DEBTORS AND REVENUE MANAGEMENT REPORT AS AT 30 JUNE 2025

1. **AUTHOR** Chief Financial Officer

1ST LEVEL : MANCO

2ND LEVEL : FINANCE COMMITTEE

3RD LEVEL : EXCO

4TH LEVEL : COUNCIL

2. **PURPOSE:**

To report to the Committee and Council on the revenue and debtors' management.

3. **LEGAL/STATUTORY REQUIREMENTS:**

- MFMA Act No.56 of 2003
- Credit control and debt collection policy

4. **BACKGROUND AND REASONING:**

Dr Nkosazana Dlamini Zuma Municipality council must ensure that all money which is due and payable to the council is collected and for this purpose has adopted the credit control policy and debt collected policy consistent with its tariffs and complying with the provisions of the relevant legislation.

5. **ANNEXURES**

5.1 Age Analysis as at 30 June 2025

5.2 Report on collection rate as at 30 June 2025

5.3 Debt Collection and data cleansing as at 30 June 2025

5.4 Revenue Enhancement Strategy as at 30 June 2025

6. **FINANCIAL IMPLICATIONS:**

This report outlines the financial performance of the debtors and revenue management unit for the Dr Nkosazana Dlamini-Zuma Local Municipality for the 2024/25 financial year for the period ending 30 June 2025. The report is tabled in compliance with Section 71 of the MFMA and has no additional financial implications for the municipality.

7. **RECOMMENDATION:**

That this report be noted by the Committees and Council.

REPORT ON DEBTORS AGE ANALYSIS**As at 30 June 2025**

Debtors' balance as at	Amount
Dr Nkosazana Dlamini Zuma Municipality - July 2024	R112 848 476.28
Dr Nkosazana Dlamini Zuma Municipality - August 2024	R113 746 371.58
Dr Nkosazana Dlamini Zuma Municipality – September 2024	R115 461 925.89
Dr Nkosazana Dlamini Zuma Municipality – October 2024	R116 197 901.61
Dr Nkosazana Dlamini Zuma Municipality – November 2024	R114 107 989.33
Dr Nkosazana Dlamini Zuma Municipality – December 2024	R113 901 659.59
Dr Nkosazana Dlamini Zuma Municipality – January 2025	R116 226 780.24
Dr Nkosazana Dlamini Zuma Municipality - February 2025	R118 270 395.66
Dr Nkosazana Dlamini Zuma Municipality – March 2025	R119 224 423.36
Dr Nkosazana Dlamini Zuma Municipality – April 2025	R121 517 823.02
Dr Nkosazana Dlamini Zuma Municipality – May 2025	R123 348 623.04
Dr Nkosazana Dlamini Zuma Municipality – June 2025	R124 781 393.21

REPORT ON INDIGENT MANAGEMENT**As at 30 June 2025**

Period	Number of Indigents beneficiaries for the period	Amount paid by municipality for the period
Dr NDZLM - July 2024	637 Beneficiaries	R70 494.61
Dr NDZLM – August 2024	564 Beneficiaries	R63 043.92
Dr NDZLM – September 2024	598 Beneficiaries	R66 844.44
Dr NDZLM – October 2024	592 Beneficiaries	R66 173.76
Dr NDZLM – November 2024	874 Beneficiaries	R97 451.76
Dr NDZLM – December 2024	675 Beneficiaries	R75 541.50
Dr NDZLM – January 2025	640 Beneficiaries	R71 539.20
Dr NDZLM—February 2025	639 Beneficiaries	R71 427.42
Dr NDZLM— March 2025	646 Beneficiaries	R72 209.88
Dr NDZLM— April 2025	615 Beneficiaries	R68 744.70
Dr NDZLM— May 2025	620 Beneficiaries	R69 303.60
Dr NDZLM— June 2025	589 Beneficiaries	R65 838.42

REPORT ON TRAFFIC FINES**As at 30 June 2025**

MONTHS	AMOUNT FOR NOTICES ISSUED	AMOUNT RECEIVED
Dr Nkosazana Dlamini Zuma Municipality July 2024	R50 800.00	R4 700.00
Dr Nkosazana Dlamini Zuma Municipality August 2024	R26 700.00	R7 650.00
Dr Nkosazana Dlamini Zuma Municipality – September 2024	R13 100.00	R1850.00
Dr Nkosazana Dlamini Zuma Municipality – October 2024	R27 400.00	R450.00
Dr Nkosazana Dlamini Zuma Municipality – November 2024	R11 900.00	R850.00
Dr Nkosazana Dlamini Zuma Municipality – December 2024	R16 000.00	R0.00
Dr Nkosazana Dlamini Zuma Municipality – January 2025	R30 900.00	R500.00
Dr Nkosazana Dlamini Zuma Municipality – February 2025	R56 500.00	R4 250.00
Dr Nkosazana Dlamini Zuma Municipality – March 2025	R93 300.00	R8 700.00
Dr Nkosazana Dlamini Zuma Municipality – April 2025	R74 500.00	R2 300.00
Dr Nkosazana Dlamini Zuma Municipality – May 2025	R88 000.00	R6 200.00
Dr Nkosazana Dlamini Zuma Municipality – June 2025	R53 100.00	R6 500.00
TOTAL	R542 200.00	R43 950.00

REPORT ON ANIMAL POUNDS**As at 30 June 2025**

MONTHS	HIMEVILLE ANIMAL POUND	CREIGHTON ANIMAL POUND	TOTAL
Dr NDZLM – July 2024	R12 269.00	R10 160.00	R22 429.00
Dr NDZLM – August 2024	R25 787.00	R7 068.00	R32 855.00
Dr NDZLM – September 2024	R27 981.00	R8 513.00	R36 494.00
Dr NDZLM – October 2024	R13 217.50	R5 805.00	R19 022.50
Dr NDZLM – November 2024	R11 200.00	R3 615.69	R14 815.69
Dr NDZLM – December 2024	R1 320.01	R1 437.40	R2 757.41
Dr NDZLM – January 2025	R2 252.00	R5 268.00	R7 520.00
Dr NDZLM – February 2025	R9 535.00	R8 013.00	R17 548.00
Dr NDZLM— March 2025	R19 744.00	R2 022.00	R21 766.00
Dr NDZLM— April 2025	R10 529.00	R1 146.76	R11 675.76
Dr NDZLM— May 2025	R4 939.00	R12 996.00	R17 935.00
Dr NDZLM— June 2025	R9 715.00	R8 389.43	R18 104.43
TOTAL	R148 484.51	R74 438.28	R222 922.79

REPORT ON DATA CLEANSING**As at 30 June 2025**

Activities	2024/ 07/31	2024/ 08/31	2024/ 09/30	2024/ 10/31	2024/ 11/30	2024/ 12/31	2025/ 01/31	2025/ 02/28	2025/ 03/31	2025/ 04/30	2025/ 05/31	2025/ 06/30
Billing Journals processed	9	14	27	14	20	11	10	10	38	9	5	3
Transfer Journals processed	5	18	14	14	4	8	12	12	10	5	5	2
Account Transfer Transactions performed	0	17	17	12	5	4	9	9	10	3	7	3
queries via email and attended to	17	18	20	15	20	20	10	10	85	7	15	15
Copies of invoices emailed	0	0	0	0	0	0	9	9	0	0	0	0
Change of Ownerships processed	10	17	17	12	5	4	0	0	10	3	7	3
Manual receipts captured	0	0	0	0	0	0	0	0	0	0	0	0
General Valuation updates performed	1	3	3	22	0	0	0	494	4	17	3	0
General customer information updates	0	4	1	0	10	14	0	16	15	0	12	10
Pension rebate applications received	0	1	0	0	1	1	0	0	1	1	0	2
Public Benefit Organisation Rebate applications processed	0	1	0	0	0	0	0	0	0	0	0	0
Tourism rebate applications processed	0	0	0	0	0	0	0	0	0	0	0	0
Manually issued Rates Clearance Certificate	1	3	0	1	3	2	1	0	1	4	3	4

REPORT ON QUERIES (CUSTOMER CARE)**As at 30 June 2025**

MONTHS	NUMBER OF RCC RECEIVED	RCC FIGURES ISSUED	NUMBER OF RCC ISSUED
Dr Nkosazana Dlamini Zuma Municipality July 2024	12 RCC applications	5 RCC figures issued	13 RCC issued
Dr Nkosazana Dlamini Zuma Municipality August 2024	7 RCC applications	7 RCC figures issued	26 RCC issued
Dr Nkosazana Dlamini Zuma Municipality September 2024	8 RCC applications	3 RCC figures issued	19 RCC issued
Dr Nkosazana Dlamini Zuma Municipality October 2024	7 RCC applications	10 RCC figures issued	5 RCC issued
Dr Nkosazana Dlamini Zuma Municipality November 2024	19 RCC applications	4 RCC figures issued	30 RCC issued
Dr Nkosazana Dlamini Zuma Municipality December 2024	5 RCC applications	2 RCC figures issued	7 RCC issued
Dr Nkosazana Dlamini Zuma Municipality January 2025	10 RCC applications	7 RCC figures issued	4 RCC issued
Dr Nkosazana Dlamini Zuma Municipality February 2025	9 RCC applications	1 RCC figures issued	20 RCC issued
Dr Nkosazana Dlamini Zuma Municipality March 2025	3 RCC applications	8 RCC figures issued	1 RCC issued
Dr Nkosazana Dlamini Zuma Municipality April 2025	8 RCC applications	5 RCC figures issued	12 RCC issued
Dr Nkosazana Dlamini Zuma Municipality May 2025	14 RCC applications	7 RCC figures issued	25 RCC issued
Dr Nkosazana Dlamini Zuma Municipality May 2025	11 RCC applications	4 RCC figures issued	16 RCC issued

REPORT ON DEBT COLLECTION**As at 30 June 2025**

- The debtors' book has increased by 1.16% in the month of June 2025 with the debt set at R124 781 393.21, with a debt collection rate of 83.52%.
- An amount of R65 838.42 been paid to date has been paid to support free basic electricity with 589 Beneficiaries.
- Traffic fines debtors remain a concern, improved collection strategies are being implemented and yielding dividends with a 8% recovery rate.

REPORT ON COLLECTION RATES - Annexure 5.2

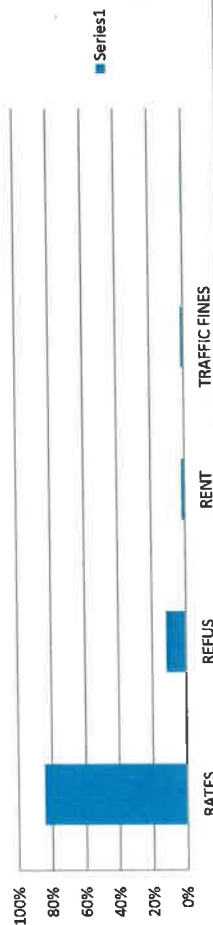
COLLECTION RATES 2024-2025

	2025/01/31		2025/02/28		2025/03/31		2025/04/30		2025/05/31		2025/06/30	
Category	Raised	Received	Raised	Received	Raised	Received	Raised	Received	Raised	Received	Raised	Received
RAT01: RESIDENTIAL PROPERTIES	978 820.51	- 1 870 772.73	967 035.89	- 663 284.96	1 084 870.01	84 533.83	981 250.64	- 748 973.66	1 016 808.21	- 840 775.49	837 338.12	- 1 015 193.18
RAT02: BUSINESS, COMMERCIAL, INDUSTRIAL PROPERTIES	893 284.53	- 642 589.09	717 569.37	- 560 436.97	768 430.32	-1 249 472.12	872 069.35	- 614 183.75	873 996.47	- 682 490.86	737 907.43	- 521 921.39
RAT03: AGRICULTURAL PROPERTIES	1 206 284.32	- 815 565.05	1 188 573.51	-1 149 365.49	1 097 561.32	-1 006 354.36	1 233 147.02	- 827 573.91	1 207 240.06	- 767 182.04	1 063 249.60	- 885 461.43
RAT04: PUBLIC SERVICE PURPOSES	1 125 943.25	- 452 897.44	1 128 187.44	- 515 040.25	1 130 511.05	-2 340 055.26	1 139 470.07	- 509 182.79	1 141 874.93	- 507 399.96	903 593.08	- 506 585.64
RAT06: PUBLIC BENEFIT ORGANISATION	2 204.00	-	2 204.00	-	2 212.00	- 1 624.00	2 212.00	- 544.00	1 668.00	- 544.00	1 668.00	- 544.00
RAT12: VACANT LAND	205 452.14	- 125 569.09	205 892.58	- 87 423.46	206 806.13	- 95 141.57	212 914.51	- 126 137.94	227 045.24	- 95 696.09	165 658.60	- 165 243.39
REFUSE	388 015.67	- 287 055.42	368 557.94	- 209 647.29	388 048.84	- 254 766.30	376 531.89	- 255 987.39	376 353.30	- 364 084.59	381 012.13	- 270 758.55
Value added tax(refuse)	58 202.35	- 43 058.31	55 283.69	- 31 447.09	58 207.33	- 38 214.95	56 479.78	- 38 398.11	56 453.00	- 54 612.69	57 151.82	- 40 613.78
RENTAL	171 252.89	- 129 016.58	172 149.16	524 730.53	171 040.07	- 274 737.45	116 445.12	- 39 625.61	117 178.32	- 28 043.99	93 693.49	- 55 659.19
Value added tax(rental)	25 687.93	- 19 352.49	25 822.37	78 709.58	25 656.01	- 41 210.62	17 466.77	- 5 943.84	17 576.75	- 4 206.60	14 054.02	- 8 348.88
Total Incl	5 055 147.59	- 4 385 876.20	4 831 275.96	-2 613 205.40	4 933 343.08	-5 217 042.79	5 007 987.15	- 3 166 551.00	5 036 194.27	- 3 345 036.31	4 255 326.29	- 3 470 329.43
Total VAT	83 890.28	- 62 410.80	81 106.07	47 262.49	83 863.34	- 79 425.56	73 946.55	- 44 341.95	74 029.74	- 58 819.29	71 205.84	- 48 962.66
Total Excl	4 971 257.31	- 4 323 465.40	4 750 169.89	-2 660 467.89	4 849 479.74	-5 137 617.23	4 934 040.60	- 3 122 209.05	4 962 164.53	- 3 286 217.02	4 184 120.45	- 3 421 366.77
Total Rates	4 411 988.75	- 3 907 393.40	4 209 462.79	-2 975 551.13	4 290 390.83	-4 608 113.48	4 441 063.59	- 2 826 596.05	4 468 632.91	- 2 894 088.44	3 709 414.83	- 3 094 949.03
Total Services	643 158.84	- 478 482.80	621 813.17	362 345.73	642 952.25	- 608 929.31	566 923.56	- 339 954.95	567 561.36	- 450 947.87	545 911.46	- 375 380.40
Total Services Excl	559 268.56	- 416 072.00	540 707.10	315 083.24	559 088.91	- 529 503.75	492 977.01	- 295 613.00	493 531.62	- 392 128.58	474 705.62	- 326 417.74
Opening Balance	901 659.59	113	930.98	114 570	001.54	116 789	301.82	116 505	737.97	118 346	037 895.94	120
Closing Balance	570 930.98	114	001.54	116 789	301.82	116 505	737.97	118 346	895.94	120 037	822 892.80	120
Collection Rates	85.33%		85.69%		87.87%		85.40%		83.67%		83.52%	

AGE ANALYSIS JUNE 2025

	Current	0-30 Days	30-60 Days	60-90 Days	90-120 Days	Older than 120 Days	Total	Debtor's in %
Debtors Age Analysis by Income Group								
RATES	2 875 230,33	2 088 444,96	1 731 799,90	1 647 110,72	1 582 169,10	100 073 887,56	109 978 642,57	0,85
REFUSE	402 380,76	273 610,77	217 670,09	214 675,85	209 693,31	12 158 460,52	13 476 491,30	0,10
RENT	88 400,53	83 162,15	78 249,50	129 372,80	128 288,15	4 139 194,79	4 646 667,92	0,04
TRAFFIC FINES	-	46 600,00	82 150,00	72 200,00	84 600,00	1 020 300,00	1 305 850,00	0,01
SUNDRY	-	-	-	-	-	21 900,59	21 900,59	0,00
	3 366 011,62	2 491 817,88	2 109 869,49	2 063 359,37	1 984 750,56	117 413 743,46	129 429 552,38	1,00
Debtors Age Analysis by Customer Group								
Government	501 829,95	484 706,39	467 213,92	490 027,39	488 342,68	37 092 414,72	39 524 535,05	0,31
Business	356 857,83	260 287,74	201 206,93	172 095,69	172 927,20	11 834 100,18	12 997 475,57	0,10
Households	1 723 727,26	1 174 581,59	990 074,40	979 112,71	919 782,67	44 751 596,15	50 538 874,78	0,39
Agriculture	745 350,14	532 993,17	415 280,80	386 362,08	367 441,19	20 064 392,66	22 511 820,04	0,17
Other	38 246,44	39 248,99	36 093,44	35 761,50	36 256,82	3 671 239,75	3 856 846,94	0,03
Total by Customer group	3 366 011,62	2 491 817,88	2 109 869,49	2 063 359,37	1 984 750,56	117 413 743,46	129 429 552,38	1,00


DEBTORS AGE ANALYSIS BY CUSTOMER GROUP



Government	39 524 535,05
Business	12 997 475,57
Households	50 538 874,78
Agriculture	22 511 820,04
Other	3 856 846,94
Total	129 429 552,38

Government
Business
Households
Agriculture
Other

DEBTORS AGE ANALYSIS BY INCOME GROUP



Prepared by

Checked by

Approved by

M Sikhathane
N Mkhize
N Wela

Date : 07/07/2025

Date : 07/07/2025

Date : 07/07/2025



Main
Street
Creighton,
3263

P.O Box
62Creighton
3263

Phone: +27 39 833 1038
Fax: +27 39 833 1179
Email: mailbox@ndz.gov.za

www.ndz.gov.za

A Better Place for All

30 JUNE 2025

5 .3 DEBT COLLECTION REPORT

Debtors Age Analysis by Customer Group	June2025	May 2025
Government	39,524,535.05	39,054,227.98
Business	12,997,475.57	12,874,477.43
Households	50,538,874.78	50,372,056.71
Agriculture	22,511,820.04	22,453,967.19
Other debtors	3,856,846.94	3,821,298.01
Total by Customer group	129,429,552.38	128,576,027.32

- **Activities to be done to collect overdue amounts per customer group (Business, Households and Agriculture).**
 - Data cleansing will be done to update customer contact information such as contact details, emails etc...
 - Calling customers with an outstanding balance of more than 60days, reminding them of the total due and when can we expect payment.
 - Site visits will be done to hand deliver, Letters of final demands and latest customer statements. Informing customers to settle the account in full or come in for payment arrangement within 7 days.
 - Once all internal collection processes have been exhausted, debtor will be handed over to municipal attorney.

- **Monthly payments arrangements report 30 June 2025**

Account	Name	Balance	Payment	Comment
64039	NP Luzulane	44,687.45	-	One month behind
34265	Earcam one investm	96,457.32	-	Acc handed-over
173375	SW&A Pienaar	14,350.64	-	One month behind
115045	Swabkillcran	73,792.07	-	Acc handed-over
102215	Prior & Pitman	202,511.94	-	Acc handed-over
30057964	Mrs Stutterheim	70,124.71	-	Three months behind
30060870	Mr. M Mchunu	41,244.16	-	To be handed over
30061998	Nsika Trust	93,781.46	-	To be handed over
128975	John albert trust-trust	232,302.70	11,500.00	Up to date
123885	DM Watson	19,183.86	777.75	Up to date
246795	Old inchagarth trust	128,104.65	7,732.39	Up to date
123875	DM Watson	82,505.96	5,057.26	Up to date
115315	Delabre Trust trustee	73,916.55	4,601.50	Up to date
30061424	The Ramcharan Trust	54,870.79	6,000.00	Up to date
54982	Rg Leahy Russel	345,987.69	28,926.73	Up to date
Total		1,573,821.95	64,595.63	

- **Customer's currently negotiating payment arrangement.**

	Name	Balance	Payment
173575	Basic Blue	69,531.13	2,500.00
128775	Houston store	98,120.08	-
Total		167,651.21	2,500.00

- **Activities to be done to collect outstanding amounts on Government accounts.**
 - Physical verification will be done for all unverified Ingonyama trust properties that are billing monthly, to verify land use and as to which department is liable for monthly rates
 - Department Provincial Public works, Annual invoices for 2024/25 financial year have been submitted. All verified account have been paid for the year 2024/25
 - Department of National Public works, Annual invoices for 2024/25 financial year have been submitted. Payment of R101,500.00 was received in the month of June 2025.
 - Department Rural Development, 2024/25 Invoice have been submitted, currently waiting for payment.
- **Other Debtors**
 - Letters of demand will be drafted and hand delivered for all other debtors, notifying them of the amount owed and to come forward to make necessary payment arrangement with the municipality.
 - Once all internal collection processes have been exhausted, debtor will be handed over to municipal attorney.
- **Returned post and customer with no payment on account since change of ownership**
 - For the month of June 2025, 12 customer contact information such as contact number, email and postal were update on Samras and their accounts also added to monthly emailing of statement.
 - 9 bounced statement emails were corrected from the monthly repo

- Progress report on handed over accounts for the Month of June 2025

Dr Nkosazana Dlamini Municipality						
MHRB Attorneys						
ACCOUNT NO.	NAME	BALANCE	EMAIL ADDRESS	FEEDBACK	SUGGESTING	PAYMENTS
21365	G&A ADEMA	641,555.75	conv@hepburwine.co.za/pa@hepburninc.co.za	Awaiting for the Attorney	We would like to submit for estate	-
30063103	JA BOETTIGER	75,468.69	charlotte@broadviewfarm.co.za	Notice to Blacklist sms was sent	To blacklist the debtor and Issue a notice for summons(Letter for approval would be sent to NDZ)	-
254755	CB CANHAM	196,592.69	mahnac72@gmail.com	Ring then went stright to voicemail-	To blacklist the debtor and Issue a notice for summons(Letter for approval would be sent to NDZ)	-
97485	P&N BATEMAN & PRIOR	232,325.63	neil@underbergattractions.co.za	Debtor Promised Pay		5,000.00
34055	RS BARNES	138,217.91	eobobbys.barnes@gmail.com	Debtor Promised Pay		-
115265	DAVID HOOPER TRUST	104,426.32	lorna@mountvernon.co.za	Paid in full		55,519.25
107105	GOXHILL FARM(PTY)LTD	383,151.57	russell@dendolor.co.za	Number is currently Busy	To blacklist the debtor and Issue a notice for summons(Letter for approval would be sent to NDZ)	-
264685	MH FOURIE	263,453.05	morwenbez@gmail.com	Debtor Promised Pay		71,000.00
107035	BANKS TRUST-TRUSTEES	327,945.28	actaylor@mweb.co.za	Ring then went stright to voicemail-	To blacklist the debtor and Issue a notice for summons(Letter for	-

					approval would be sent to NDZ)	
173175	BK EKEROLD	240,181.82	ekerold-hire@iafrica.com	Ring then went stright to voicemail-	To blacklist the debtor and Issue a notice for summons(Letter for approval would be sent to NDZ)	-
26495	MR M MATLAKALA	130,125.72	Maryanne.matlakala@standardbank.co.za	Spoke to the Husband said that I should speak to the wife on 060 number he knows about the house at Underburg, spoke to the wife promise to pay account end of June		-
233595	MR S.M VISAGIE	277,535.19	Siphovisagie@gmail.com	Ring then went stright to voicemail-	To blacklist the debtor and Issue a notice for summons(Letter for approval would be sent to NDZ)	-
30059306	MR S.J STEVENS	57,209.81	Stevensj@eskom.co.za	Ring then went stright to voicemail-	To blacklist the debtor and Issue a notice for summons(Letter for approval would be sent to NDZ)	-
		3,068,189.43				64,019.25

SL Recovery
attorneys June 2025
Progress Report

Reference	Client Referen ce	Name	ID Number	Hand Over Date	Hand Over Amount	Final Demand SMS	Final Demand E Mail	Response received from E Mail
NDZ0000001	136805	R J C GRAIG FAMILY TRUST- TRUSTEES		3/19/2025	R 363,331.87	3/24/2025 5	3/24/2025	Statement E Mailed
NDZ0000002	34075	PORT FERRY PROPERTIES		3/19/2025	R 499,558.36	3/24/2025 5	3/24/2025	Statement E Mailed
NDZ0000003	136795	RJC GRAIG FAMILY TRUST- TRUSTEES		3/19/2025	R 108,275.65	3/24/2025 5	3/24/2025	Statement E Mailed
NDZ0000004	107205	ROCKY MOUNTAIN LODGE cc		3/19/2025	R 436,554.69	3/24/2025 5	3/24/2025	SMS - Make payment to avoid legal action
NDZ0000005	136775	RJC GRAIG FAMILY TRUST- TRUSTEES		3/19/2025	R 160,213.37	3/24/2025 5	3/24/2025	Statement E Mailed
NDZ0000006	136815	RJC GRAIG FAMILY TRUST- TRUSTEES		3/19/2025	R 83,544.18	3/24/2025 5	3/24/2025	Statement E Mailed
NDZ0000007	173435	KARMICHAEL TRUST		3/19/2025	R 144,768.59	3/24/2025 5		SMS send Make payment to avoid Legal action
NDZ0000008	18815	Jee Orsel		3/19/2025	R 192,520.25	3/24/2025 5	3/24/2025	To be traced
NDZ0000009	102215	MR N.R PRIOR & MB PITMAN	6202075037081	3/19/2025	R 194,609.62	3/24/2025 5		To be traced
NDZ0000010	67238	MR MP SIBIYA MDUMISENI PETROS	6709135635084	3/19/2025	R 71,683.96	3/24/2025 5	3/24/2025	E mail send with statement
NDZ0000011	48121	Russel Glyn Leahy Family Trust	7109175013087	3/19/2025	R 165,952.31	3/24/2025 5	3/24/2025	To be traced E Mail send
NDZ0000012	54322	PRIMEINVEST 1103 CC	5802015005089	3/19/2025	R 353,380.24	3/24/2025 5		To be traced
NDZ0000013	34145	M MBANJWA	5012135247088	3/19/2025	R 134,550.79	3/24/2025 5	3/24/2025	No E Mail address To be traced

R 2,908,943.88

June 2025 Progress Report
Summary of Hand over accounts.

**CLIENT:DR NKOSAZANA DLAMINI ZUMA LOCAL
MUNICIPALITY**

TEAM	
Project Manager	Simon Du Plessis (simon@slrecovery.co.za)
OFFICE(S)	
Creighton	Dr Nkosazana Dlamini Zuma Local Municipality Main Street, Creighton 3263
SUMMARY – HANDOVER 19 MARCH 2025	
<ul style="list-style-type: none">• Number of Accounts	13 Accounts handed over
<ul style="list-style-type: none">• Value of Accounts	R 2 908 943.38
<ul style="list-style-type: none">• Accounts with ID Numbers	05
<ul style="list-style-type: none">• Accounts with Cell Numbers	13
<ul style="list-style-type: none">• Accounts with Email Addresses	13
<ul style="list-style-type: none">• Accounts with alternative numbers	05
<ul style="list-style-type: none">• Accounts with Postal Addresses	13
FINAL DEMAND / ADVERSE LISTING	

• SMS Sent	12
• SMS Delivered	12
• Accounts Requesting Statements	03
STATEMENTS EMAILED	
• Statements emailed	03
• Emailed successfully delivered	05
ACCOUNTS TO BE TRACED	
• Number of calls/telephones	70
• Telephone accounts/numbers to be traced	06
• 18815	
• 34145	



Main Street
Creighton, 3263

P.O Box 62

Creighton 3263

Phone: +27 39 833 1038

Fax: +27 39 833 1179

Email: mailbox@ndz.gov.za

www.ndz.gov.za

A Better Place for All

30 June 2025

5.4: REVENUE ENHANCEMENT STRATEGY



Main Street
Creighton, 3263

P.O Box 62

Creighton 3263

Phone: +27 39 833 1038

Fax: +27 39 833 1179

Email: taylorc@ndz.gov.za

www.ndz.gov.za

DR NKOSAZANA DLAMINI ZUMA MUNICIPALITY

REVENUE ENHANCEMENT STRATEGY									
No.	FUNCTION	PROBLEM STATEMENT OR CHALLENGE	EXTENT OF THE PROBLEM OR REVENUE LOSS	STRATEGIES	ACTIVITIES OR INTERVENTION	REVENUE IMPACT	BUDGET OR FINANCIAL IMPLICATION	TIMEFRAME	RESPONSIBLE
1	Human Settlements	Lack of development in identified land parcels such as Creighton, Bulwer, Underberg and Himmeville	Loss of revenue from stands or properties	Dispose the available unused municipal residential land not earmarked for any municipal development	Dispose the available unused municipal residential land not earmarked for any municipal development 8 municipal owned residential sites in Creighton were sold in a public auction which was held on the 26 th April 2023.	More Revenue to be generated.	To be quantified before finalization of the budget.	30-Jun-25	Manager: Planning and Development ACHIEVED
2	Land Use Management	Formalization of invalid areas next to Bulwer Township	Lack of collection of property rates and service charges in the areas	Dispose and transfer those already invaded stands to the house owners.	Subdivide and sale of land already occupied. The project to formalize the Khenana Area in	Additional property rates and service charges	Costs subdividing	30-Jun-25	Manager: Planning and Development

					Bulwer has commenced and the Final subdivision layout will be developed before the end of 2022/23 FY.				
3	Real Estate	Owners of low cost houses not following municipal process when upgrading/extending their houses	Loss of revenue on upgraded components	Improve property rates revenue generation	<p>Develop 3 different building plans to be used by low cost owners at no fee or lower fee</p> <p>The difficulty in developing standard building plans is that sites have unique characteristics from each other and residents have different preferences. An architect must be appointed for individual site.</p>	Additional property rates and service charges, revenue to be generated due to the increase in the value of the property	Operational Costs	30-Jun-25	Manager: Planning and Development

REVENUE ENHANCEMENT STRATEGY

No.	FUNCTION	PROBLEM STATEMENT OR CHALLENGE	EXTENT OF THE PROBLEM OR REVENUE LOSS	STRATEGIES	ACTIVITIES OR INTERVENTION	REVENUE IMPACT	BUDGET OR FINANCIAL IMPLICATION	TIMEFRAME	RESPONSIBLE
4	Property rates revenue	Loss of revenue due to properties registered in the name of municipality occupied/ owned by third parties	Properties are registered in the name of the municipality resulting in a possible loss of income	To enhance the property rates revenue generation	<p>Identify and verify all properties registered in the municipality to be transferred to the rightful owners</p> <p>The municipal property used by the Department of Health for a Clinic has been paid, the property is now being transferred</p>	Additional Property rates	Operational Costs	30 Jun 2025	Manager: Planning and Development

5	Property Development	Illegal occupants on Transnet houses in Donnybrook and unavailability of land in Donnybrook area	<p>1. Unable to develop Donnybrooks since it privately owned.</p> <p>2. The municipality is currently negotiating with Transnet to permit the municipality to acquire 36 houses in Donnybrook. These houses have been vandalized and occupied illegally by individual citizens. The municipality could potentially generate approximately R1.2 million Per annum on rental income.</p>	Facilitate ownership of Transnet land/houses to the municipality	<p>Follow ups with Transnet Asset Division</p> <p>Transnet has requested a new offer as the existing one was done in 2013, Our rates department together with our property valuers are working on a new offer that will be supported by the valuation certificates</p>	Rental Income	Transfer Costs	30 Jun 2025	Office of the Municipal Manager
6	Business Licenses	Businesses operate without business licenses	All businesses at (former) Ingwe operate without business licenses and thus the Municipality must implement a policy for licensing businesses			<p>License fees revenue will improve</p> <p>The Business Licensing Office has commenced with registration of businesses and there already income that is being generated for the municipality</p>	Operational Costs	30-June-25	<p>Manager: Planning and Development</p> <p>ACHIEVED</p>
7	Land Use	Loss of Revenue on Unused Municipal Agricultural land	Opportunity Costs for all Unused Municipal Land	Identification of all Unused land for potential leasing or partnership	<p>1. Assess and identify all the land belonging to the municipal land</p> <p>2. Partnership with private small farmers or bele cutters etc. for revenue generation</p>	Rental Income to improve	Operational	31-June 2025	Manager: Planning and Development

						land for belling purposes and some of the produce is sold to the community.			
--	--	--	--	--	--	---	--	--	--

REVENUE ENHANCEMENT STRATEGY									
No.	FUNCTION	PROBLEM STATEMENT OR CHALLENGE	EXTENT OF THE PROBLEM OR REVENUE LOSS	STRATEGIES	ACTIVITIES OR INTERVENTION	REVENUE IMPACT	BUDGET OR FINANCIAL IMPLICATION	TIMEFRAME	RESPONSIBLE
8	Development and Planning	Lack of precinct development plan for all municipal towns discourages development	1. Town's expansion and Development is not properly guided. 2. Towns growth is discouraged and dejected	Development of municipal town's precincts plans.	All NDZ Towns do have precinct Plans, but some like Underberg and Donnybrook need to be updated.	1. Property Rates and waste income to improve 2. Economic growth of our towns.	Operational	30-Jun-25	Manager: Planning and Development
9	Private Public Partnerships			The Municipality should invite property developers and investors in the jurisdiction of the Municipality to develop productive and economic projects to generate municipal revenue and Increase employment.		An investor by the name of uKhahlamba Poultry Abattoir and Broiler Farms has shown interest in sourcing funding and developing the Poultry Processing Plant within the municipality. There are ongoing engagements to finalize an MOU with the municipality. The municipality has also partnered with SANRAL in order for emerging contractors to receive training and a possibility of receiving	Operational	Ongoing	LED Manager / Planning and Development

						work from the entity.			
10	Real Estate	Government amenities or facilities built on properties owned by the municipality, e.g. Underberg Clinic.	Property rates revenue is not generated from these properties	Improve property rates revenue generation	<p>Transfer the properties to relevant government departments and entities</p> <p>The municipal property used by the Department of Health for a Clinic has been paid, the property is now being transferred</p>	Additional property rates and service charges, revenue to be generated due to the increase in the value of the property	Operational Costs	30-Jun-25	Office of the Municipal Manager

REVENUE ENHANCEMENT STRATEGY									
No.	FUNCTION	PROBLEM STATEMENT OR CHALLENGE	EXTENT OF THE PROBLEM OR REVENUE LOSS	STRATEGIES	ACTIVITIES OR INTERVENTION	REVENUE IMPACT	BUDGET OR FINANCIAL IMPLICATION	TIMEFRAME	RESPONSIBLE
11	Economic Development	Lack of Infrastructure support for emerging enterprises	Loss of rental revenue from emerging enterprises	Development of incubation hubs	1. Funding is being sourced and have been received from COGTA to develop trading stalls and sidewalks in Bulwer & EDTEA has also funded an SMME programme referred to as MEI. 2. The municipality has also completed a Business Hive for emerging enterprises in Himeville and allocation will commence soon.	Rental revenue from the incubation hubs/ Vendor Permits	Costs of building incubation hubs	30-Jun-25	Senior Manager: DTPS
12	Real Estate	Non-Payment of taxi permits	Loss of revenue from taxi permits	Levying taxi permits to all taxi owners using serviced Taxi Ranks	1. Engaging all Taxi Associations using Municipal Taxi Ranks 2. Communicating tariffs for using municipal taxi ranks	Additional Taxi Permits revenue to be generated	Operational	31-Dec-24 Achieved	Community Services Manager
13	Local Economic Development and Tourism	Lack and Failure to Attract potential investors	Investors not aware of potential opportunities available at NDZ	Investors conference	Management to request Office Bearers to lead negotiations of attracting potential investors	Revenue Growth An LED, Tourism & Investment Summit was held in March 2022 and investors were invited and some did attend. There is another session that is planned for February 2023 which will include site visits to towns with	Planning costs	30-June-2025	LED Manager

						investors.			
14	Solid Waste Revenue	Solid Waste Revenue not optimized	Some households are not billed for refuse removal, resulting in a loss of revenue from end users	To enhance refuse removal revenue generation	<p>1. Reconcile the billing database, refuse removal register and the property master register</p> <p>2. Physical verification of all sites where refuse is collected</p>	Additional revenue will be generated	Operational Costs	31-march 2025	Manager : Asset and Revenue

REVENUE ENHANCEMENT STRATEGY									
No.	FUNCTION	PROBLEM STATEMENT OR CHALLENGE	EXTENT OF THE PROBLEM OR REVENUE LOSS	STRATEGIES	ACTIVITIES OR INTERVENTION	REVENUE IMPACT	BUDGET OR FINANCIAL IMPLICATION	TIMEFRAME	RESPONSIBLE
15	Financial Management	The cost of rendering services is not in line with the principals of financial management relating to effectiveness, efficiency and value for money	Trading services, refuse removal are not generating trading surpluses, cost incurred cannot be traced to the value chain of rendering services. Support services costs are not allocated to the primary service functions	Implement value chain analysis and cost remodeling strategy	1. Conduct cost remodeling on all primary service delivery functions 2. Develop new tariff structure for refuse 3. Develop new tariff structure for service and sundry charges	Additional revenue	Operational Costs	31-Jan-25	Manager : Revenue
16	Commercial/outdoor advertising	The municipality is not charging businesses when they advertising on municipal space	Loss of advertising revenue	1. Communicate outdoor tariffs with affected businesses 2. Enforce outdoor advertising bylaws	So far, the Municipality is collecting from one company that has approved Billboards in Underberg and Bulwer, the Department is in a process of outsourcing this function due to lack of internal capacity			31-Mar-25	Manager : Asset and Revenue
17	Waste Management	Lack of capacity to estimate private dumpers waste in the Transfer Station	Loss of revenue that could be generated/charged to private dumpers	Procure Resources to estimate private dumpers waste	Acquire Weigh bridge. Gather information of all private dumpers. Establish controls and bill all private dumber	Additional revenue is projected to be generated		28-March-25	Assistant Manager: Public Works and Basic Services
18	Maintenance of Municipal Towns	Investors and Ordinary citizens are discouraged to reside in NDZ	Residents leaving the area because of poor management of towns and Infrastructure	1. Keep out towns clean and safe 2. Improve Infrastructure in Towns	The relevant department should develop a plan to ensure that all towns are kept clean such as grass cutting and landscaping	Revenue protection	Operational Costs	On-going	Manager Public works and Basic Services.

REVENUE ENHANCEMENT STRATEGY									
No.	FUNCTION	PROBLEM STATEMENT OR CHALLENGE	EXTENT OF THE PROBLEM OR REVENUE LOSS	STRATEGIES	ACTIVITIES OR INTERVENTION	REVENUE IMPACT	BUDGET OR FINANCIAL IMPLICATION	TIMEFRAME	RESPONSIBLE
19	Tariffs on refuse collection	Illegal dumping of garden and other refuse	To be determined by study	1. Private dumpers to be charged 2. Illegal dumpers to be fined	1. The department will conduct a study on how to enforce the bylaws for dumping illegally 2. Enforcement of all municipal bylaws	Refuse income to	Operational Costs	31-March 2025	Assistant Manager: Public Works and Basic Services

ASSET MANAGEMENT REPORT AS AT 30 JUNE 2025

AUTHOR : Chief Financial Officer
1ST LEVEL : MANCO
2ND LEVEL : FINANCE COMMITTEE
3RD LEVEL : EXCO
4TH LEVEL : COUNCIL

1. PURPOSE

To report to the Committee and Council on the Asset management status and activities

2. LEGAL/STATUTORY REQUIREMENTS

- MFMA Act No.56 of 2003
- Asset management and disposal policy

3. BACKGROUND AND REASONING

Dr Nkosazana Dlamini-Zuma Local Municipality is required to ensure the effective and efficient control, utilization, safeguarding and management of Dr Nkosazana Dlamini Zuma Local Municipality's movable and immovable assets and to ensure proper recording of assets from authorisation to acquisition and subsequent disposal.

4. FINANCIAL IMPLICATIONS

This report outlines the financial performance and impact for Dr Nkosazana Dlamini-Zuma Local Municipality for the 2024/25 financial year, for the period ending 30 June 2025, as well as the financial position as at 30 June 2025. No additional financial implications for the municipality are expected.

DR WISODANA DAMINI ZUMA MINICORP FIXED ASSET REGISTER LEAD-SCHEDULE ANALYSIS OF PROPERTY PLANT AND EQUIPMENT, INTANGIBLE ASSETS AND INVESTMENT PROPERTY AS AT 30 JUNE 2025																					
Asset category	Class segment	Cost								Accumulated depreciation and impairment losses										Carrying Value	
		Opening Balances	Correction of Prior year error	Additions	Additions WIP	Disposal/Transfers	Closing Balance	Opening Balance	Adjustment	Depreciation for the year	Closing Balance	Accumulated depreciation	Opening Balance	Accumulated Impairment	Impairment	Closing Balance	Acc Impairment	Written Off/sold	Closing Balance		
		R	R	R	R	R	R	R	R	R	R	R	R	R	R	R	R	R	R		
Infrastructure		303,326,764	-	-	-	16,776,34	-	-	320,103,102	131,649,656	-	-	25,545,137	-	158,548,720	-	-	-	158,548,720	-	145,548,720
	Trading Services	1,620,509	-	-	-	-	-	-	1,620,509	391,222	-	-	257,808	-	549,000	-	-	-	549,000	-	1,071,899
	Economic and environmental services	301,706,255	-	-	-	16,776,34	-	-	301,922,633	131,258,433	-	-	26,387,329	-	157,645,763	-	-	-	157,645,763	-	144,276,870
Community Assets		306,336,665	-	-	-	82,800,00	-	-	306,419,465	62,911,717	-	-	11,184,396	-	74,066,113	-	3,313,422	-	3,313,422	-	229,009,930
	Community and public safety	289,471,217	-	-	-	82,800,00	-	-	289,554,037	53,516,053	-	-	10,239,295	-	63,753,350	-	1,074,885	-	1,074,885	-	224,723,801
	Trading Services	8,542,409	-	-	-	-	-	-	8,542,409	4,913,374	-	-	403,092	-	5,325,466	-	2,230,760	-	7,156,229	-	1,026,772
Machinery and equipment		8,792,836	-	-	-	-	-	-	8,792,836	4,472,387	-	-	543,000	-	5,053,207	-	7,778	-	5,053,207	-	3,209,752
	Community and public safety	13,364,073	-	-	-	-	-	-	13,364,073	5,792,533	-	-	1,878,490	-	7,671,022	-	18,594	-	7,689,617	-	8,116,036,30
	Economic and environmental services	452,603,000	-	-	-	-	-	-	452,603,000	1,303,185	-	-	346,582	-	1,349,767	-	1,889,400	-	1,889,400	-	1,933,489
Transport		30,742,023	-	-	-	8,075,39	-	-	30,750,088	4,164,725	-	-	1,383,874	-	5,548,599	-	18,573	-	5,567,172	-	5,182,917
	Economic and environmental services	1,761,900	-	-	-	-	-	-	1,761,900	678,000	-	-	354,035	-	732,524	-	21	-	732,545	-	1,019,424
	Governance and administration	54,089,065	-	-	-	-	-	-	63,869,254	21,246,882	-	-	6,293,027	-	27,537,008	-	475,734	-	28,013,642	-	35,855,612
Furniture and Office Equipment		25,756,624	-	-	-	6,678,741,99	-	-	32,435,366	11,878,994	-	-	14,622,363	-	24,822,363	-	475,734	-	15,008,097	-	17,337,268
	Economic and environmental services	19,181,044	-	-	-	-	-	-	22,282,491	6,049,761	-	-	2,989,158	-	8,638,599	-	39	-	8,638,599	-	13,643,551
	Governance and administration	6,565,480	-	-	-	-	-	-	6,196,480	2,021,751	-	-	850,701	-	7,047,182	-	14,945	-	7,062,127	-	4,005,361
Leased Assets		2,382,958	-	-	-	-	-	-	2,382,958	1,306,356	-	-	237,798	-	1,644,154	-	-	-	1,644,154	-	848,804
	Community and public safety	11,318,770	-	-	-	-	-	-	11,665,914	5,038,369	-	-	1,296,801	-	7,236,070	-	16,464	-	7,252,534	-	4,417,883,4
	Economic and environmental services	165,500,000	-	-	-	-	-	-	165,500,000	834,682	-	-	3,731,739	-	3,731,739	-	39	-	400,002	-	2,605,447
Buildings (Other)		635,697	-	-	-	-	-	-	635,697	320,971	-	-	78,992	-	399,363	-	39	-	400,002	-	235,695
	Governance and administration	4,451,386	-	-	-	-	-	-	4,699,080	2,720,241	-	-	383,127	-	3,103,367	-	14,945	-	3,118,312	-	1,574,818
	Community and public safety	740,364	-	-	-	-	-	-	740,364	341,751	-	-	395,309	-	737,060	-	-	-	737,060	-	3,303
Computer equipment		740,364	-	-	-	-	-	-	740,364	341,751	-	-	395,309	-	737,060	-	-	-	737,060	-	3,303
	Economic and environmental services	2,860,700	-	-	-	-	-	-	2,860,700	1,034,915	-	-	344,962	-	6,393,240	-	38,530	-	6,344,710	-	3,102,019
	Governance and administration	1,754,748	-	-	-	-	-	-	2,261,448	1,034,915	-	-	748,193	-	1,376,847	-	-	-	1,376,847	-	884,001
Buildings (Other)		778,295	-	-	-	-	-	-	778,295	503,923	-	-	138,022	-	641,945	-	-	-	641,945	-	278,822
	Economic and environmental services	5,127,663	-	-	-	-	-	-	6,261,538	3,499,404	-	-	785,008	-	4,384,412	-	38,530	-	4,322,942	-	1,938,506
	Governance and administration	51,807,870	-	-	-	-	-	-	52,977,870	8,674,272	-	-	2,185,011	-	11,859,283	-	-	-	11,859,283	-	41,118,597
Land (Other)		20,802,842	-	-	-	-	-	-	21,205,842	993,421	-	-	113,729	-	1,127,205	-	-	-	1,127,205	-	20,973,637
	Economic and environmental services	2,448,575	-	-	-	-	-	-	2,448,575	837,351	-	-	748,193	-	1,425,645	-	-	-	1,425,645	-	902,844
	Governance and administration	28,808,452	-	-	-	-	-	-	29,158,452	7,843,596	-	-	1,263,840	-	9,106,435	-	-	-	9,106,435	-	20,652,016
Work in progress		12,738,101	-	-	-	-	-	-	12,738,101	-	-	-	-	-	-	-	-	-	-	-	12,738,101
	Economic and environmental services	21,897,724	-	-	-	-	-	-	21,897,724	73,518,504	-	-	-	-	-	-	-	-	-	-	73,518,504
	Governance and administration	3,530,447	-	-	-	-	-	-	3,530,447	31,740,049	-	-	-	-	-	-	-	-	-	-	31,740,049
Investment Assets		5,603,796	-	-	-	-	-	-	5,603,796	28,844,507,951	-	-	34,468,300	-	-	-	-	-	-	-	34,468,300
	Community and public safety	6,743,477	-	-	-	-	-	-	6,743,477	3,730,109	-	-	-	-	-	-	-	-	-	-	7,310,109
	Governance and administration	765,701,031	-	-	-	-	-	-	765,701,031	850,722,441	-	-	242,593,321	-	51,043,133	-	293,634,404	-	3,862,744	-	553,225,243
Intangible assets		3,111,203	-	-	-	1,249,138,69	-	-	4,360,342	1,702,161	-	-	2,716,722	-	2,918,883	-	-	-	2,918,883	-	1,441,469
	Community and public safety	78,385	-	-	-	-	-	-	78,385	62,024	-	-	17,317	-	79,941	-	-	-	79,941	-	14,344
	Economic and environmental services	4,560	-	-	-	-	-	-	4,560	4,560	-	-	4,560	-	4,560	-	-	-	4,560	-	4,560
Intangible assets		1,028,822	-	-	-	1,231,138,69	-	-	4,261,493	1,034,571	-	-	1,399,405	-	2,034,176	-	-	-	2,034,176	-	1,427,115
	Governance and administration	3,111,203	-	-	-	1,249,138,69	-	-	4,360,342	1,702,161	-	-	2,716,722	-	2,918,883	-	-	-	2,918,883	-	1,441,469
	Investment Assets	31,102,000	-	-	-	-	-	-	31,102,000	-	-	-	-	-	-	-	-	-	-	-	31,102,000
GRAND TOTAL NCV		819,704,235	-	-	-	66,270,548,16	-	-	886,184,783	244,795,482	-	-	52,257,855	-	290,553,337	-	3,862,744	-	3,862,744	-	585,768,701

5. TAKE AWAY ON PLANNED AND ONGOING ACTIVITIES

The municipality has non-current assets to the value of R 585,768,701 as at 30 June 2025 with the split presented in the table above, this indicated the level of long term investment in the municipality's assets.

The municipality acquired assets for the period 1 July 2024 to date amounting to R 66,270,548.16. These amounts are classified as per the generally recognised accounting practise and municipal asset management and disposal policy as adopted by council.

With the inclusion of non-current assets acquired during this current year depreciation is calculated at R 52,257,855. This reflects how much of the asset's value has been used up over the ordinary course of business for the year.

A complete asset verification is being conducted evolving all municipal departments and end-users in line with the verification plan, with results to be factored into the year-end reporting, annual financial statement preparation and basis for future budgeting.

The table reflects expenditure by asset class of repairs and maintenance. The table is compiled after reviewing transactions that occurred during the period to ensure that the information presented is accurate, valid and complete.

Expenditure line item	Classification	R
Repairs and Maintenance	Community assets	614 444.37
Repairs and Maintenance	Office Buildings	788 806.89
Repairs and Maintenance	Plant and Equipment	213 078.09
Repairs and Maintenance	Roads	7 356 438.42
Repairs and Maintenance	Vehicles	4 436 393.68
Repairs and Maintenance	Computer Equipment	16 200.00
Total		13 452 361.45

6. RECOMMENDATION

That this report be noted by the Committees and Council.

REPORT ON FLEET MANAGEMENT FOR MONTH ENDING JUNE 2025

AUTHOR: Chief financial officer
(File Ref :) Finance Department

1st Level Manco
2nd level: FINANCE
3rd level: EXCO
4th level: COUNCIL

PURPOSE

To inform the Committees and Council about fleet management of the municipality

LEGAL/STATUTORY REQUIREMENTS

Municipal Systems Act 32 of 2000, Municipal Fleet Management Policy & MFMA

BACKGROUND AND REASONING

- Incorrect kilometers were entered on BD37SNZN therefore led to unclear fuel consumption for the tractor
- BD37YRZN had an issue of gear selection and prop-shaft vibration and had to be repaired the entire transmission system which was badly damaged.
- For the month of June the total operational costs were R1,350,352.76 excluding executive vehicles.

FINANCIAL IMPLICATIONS:

Refer to annexures

Annexure

- A. Tyres information
- B. Excessive repairs information
- C. Accident information
- D. Cost analysis

RISKS

- Vehicle abuse, Accidents, Car theft

MANAGEMENT OF RISKS

- Trip Authorization forms
- Insurance
- Management Reports
- Trackers Reports

RECOMMENDATIONS

- That Council and Committees to note this report

ANNEXURE A

TYRES INFORMATION

REGISTRATION NUMBER	VEHICLE MAKE	DESCRIPTION	TOTAL AMOUNT
BD 37 KX ZN	S/C TOYOTA	FOUR NEW TYRES	8,777.10
BD 37 YY ZN	ISUZU TRUCK TIPPER	THREE NEW TYRES	16,503.65
BD 37 YH ZN	D/C ISUZU	FOUR NEW TYRES	16,583.00
BN 35 FH ZN	ISUZU REFUSE TRUCK	TWO NEW TYRES	18,883.00
BR 17 JS ZN	D/C ISUZU	TWO NEW TYRES	6,948.80
BR 17 WG ZN	COROLLA	FOUR NEW TYRES	7,132.76
BH 05 JT ZN	D/C ISUZU	ONE NEW TYRE	3,667.77

TOTAL: R78,496.08ANNEXURE B

REPAIRS INFORMATION

REGISTRATION NUMBER	VEHICLE MAKE	DESCRIPTION	TOTAL AMOUNT
BR 17 WZ ZN	ROLLER	HYDRALIC PUMP REPLACEMENT	47,961.21
BD 37 YR ZN	ISUZU FIRE TRUCK	TRANSMISSION & PROPSHAFT REPAIR	485,340.55
BR 17 RB ZN	D/C NISSAN	SERVICE AND REPLACED FRONT BRAKES	13,529.06
BD 37 RD ZN	D/C ISUZU	WELDING OF CHASSIS, MAJOR SERVICE, FRONT AND REAR BRAKES, CAB MOUNTINGS REPLACED	50,475.90

TOTAL: R597,306.72

ANNEXURE C

ACCIDENT INFORMATION

JUNE 2025

ACCIDENT TO VEHICLE:						
DATE	VEHICLE	DRIVER EMPLOYMENT NUMBER	REPORTED TO FLEET UNIT YES/NO	REPORTED TO INSURANCE YES/NO	EXTENT OF DAMAGES	CASE STATUS
14 JUNE 2025	BM10XKZN		YES	YES	MAJOR – THE VEHICLE OVERTURNED AND ALL PANELS WERE AFFECTED	CASE TRANSFERRED TO HUMAN RESOURCES DEPARTMENT

COST ANALYSIS
ANNEXURE D

PUBLIC WORKS AND BASIC SERVICES

VEHICLES	MAKE & MODEL	DISTANCE/ KM	FUEL COSTS	FUEL IN LITRES	REPAIRS	SERVICE	TYRES	TOLL	OIL	FEES
BD 37 TB ZN	TRACTOR	25 HRS	1669.33	79.53	-	-	-	-	-	168.52
BD 37 BR ZN	S/C TOYOTA	968	2344.60	110.94	-	-	-	-	-	175.38
BD 37 KX ZN	S/C TOYOTA	4079	9481.07	458.14	1782.45	1979.23	8773.10	-	-	267.55
BD 37 BW ZN	S/C ISUZU	2173	4503.78	218.94	4209.26	9996.53	-	-	-	233.40
BD 37 SV ZN	TRACTOR	-	-	-	-	-	-	-	-	159.43
BD 37 WW ZN	TLB	-	-	-	-	-	-	-	-	159.43
BD 37 YY ZN	ISUZU TRUCK TIPPER	1345	6481.10	310.99	-	-	16503.65	-	-	226.92
BD 37 SN ZN	TRACTOR	-	1870.55	92.74	-	-	-	-	-	168.97
BD 37 TF ZN	REFUSE TRUCK	-	-	-	-	-	-	-	-	159.43
BD 37 YB ZN	D/C ISUZU	1399	3135.92	150.87	-	-	-	32.00	-	193.27
BD 37 NN ZN	S/C ISUZU	1231	2435.24	118.44	-	-	-	-	-	175.58
BD 37 PD ZN	S/C ISUZU	1449	3105.95	149.04	-	-	-	-	-	182.43
BD 37 NV ZN	D/C ISUZU	2766	5348.46	266.16	-	6899.66	-	-	-	213.59
BD 37 YL ZN	D/C ISUZU	1954	3913.72	191.94	-	-	-	32.00	-	195.01
BD 37 YH ZN	D/C ISUZU	1564	3027.41	146.81	-	-	16583.00	-	-	219.37
BF 22 VG ZN	ISUZU TRUCK	1333	5201.60	250.72	-	-	-	-	1185.00	195.12
BF 22 VN ZN	ISUZU TRUCK	3326	10838.59	528.00	-	10095.08	-	29.00	-	254.49
BH 05 HL ZN	D/C ISUZU	2799	5633.87	272.98	-	-	-	-	-	198.79
BK 43 GB ZN	REFUSE TRUCK	-	-	-	-	-	-	-	-	159.43
BF 85 HV ZN	ISUZU TRUCK	3655	11732.87	575.63	-	-	-	-	134.00	234.14
BG 36 NC ZN	ISUZU TRUCK	2290	8328.22	407.24	-	-	-	-	-	204.82
BG 89 XG ZN	ISUZU TRUCK	4646	17201.40	823.83	-	-	-	-	-	251.43
BN 35 FB ZN	UD TIPPER TRUCK	1117	9087.91	440.61	-	-	-	-	-	190.47
BW 23 CK ZN	REFUSE TRUCK	810	8473.73	414.18	-	-	-	-	-	194.44

BR 17 NV ZN	UD TRUCK TIPPER	-	-	-	-	-	-	-	-	159.43
BR 17 PN ZN	UD TRUCK WATER TANK	1284	11653.20	561.07	-	-	-	-	-	201.56
BR 17 NL ZN	UD TRUCK LOWBED	1678	18465.13	901.48	-	-	-	55.00	-	222.28
BR 17 XL ZN	GRADER	147 HRS	4172.85	207.91	-	-	-	-	-	174.12
BX 69 HS ZN	S/C ISUZU	-	-	-	-	-	-	-	-	159.43
BR 17 WZ ZN	ROLLER	-	-	-	47961.21	2356.47	-	-	-	282.74
BR 17 HP ZN	UD TRUCK SKIP	2552	16936.50	835.96	-	-	-	-	-	218.73
BN 35 FH ZN	ISUZU REFUSE TRUCK	925	16001.65	774.86	-	-	18883.00	-	-	264.25
BX 69 GM ZN	TRACTOR	24 HRS	1906.30	91.49	-	-	-	-	-	174.40
BX 69 GK ZN	TRACTOR	-	-	-	-	-	-	-	-	159.43
BX 76 PN ZN	TLB	469 HRS	11251.80	546.39	-	-	787.75	-	-	234.52
CH 75 YW ZN	HONEY SUCKER	8897	48164.93	2350.95	-	11630.70	-	29.00	110.00	363.11

COMMUNITY SERVICES DEPARTMENT

VEHICLES	MAKE & MODEL	DISTANCE/ KM	FUEL COSTS	FUEL IN LITRES	REPAIRS	SERVICE	TYRES	TOLL	OIL	FEES
BD 37 LH ZN	S/C TOYOTA	-	-	-	-	-	-	-	-	159.43
BD 37 RG ZN	S/C ISUZU	1780	4523.13	216.86	-	-	-	-	-	190.95
BD 37 PY ZN	COROLLA	2549	4461.80	213.07	-	4570.00	92.00	-	-	217.30
BD 37 WT ZN	D/C NISSAN	2599	5423.56	266.77	4009.32	9436.05	-	-	-	233.76
BD37 XS ZN	UD TRUCK ANIMAL TRUCK	2176	16062.89	765.98	-	-	-	-	-	211.43
BD 37 YR ZN	ISUZU FIRE TRUCK	92	1097.85	52.68	485340.55	6877.36	-	-	-	1279.52
BH 05 JD ZN	D/C ISUZU	3878	8103.64	398.41	-	-	-	16.00	-	220.40
BJ 48 XP ZN	D/C ISUZU	3523	8179.67	395.59	-	-	-	-	-	220.54
BJ 48 WK ZN	E/C ISUZU	1933	5038.29	247.11	-	-	-	-	-	202.81
BM 10 SN ZN	S/C ISUZU	2901	5235.95	253.72	-	-	-	-	-	192.55
BM 10 XK ZN	D/C ISUZU	1858	4593.91	223.88	-	-	-	-	-	191.11
BM 10 NX ZN	D/C ISUZU	3804	9129.84	452.03	2859.79	355.17	-	-	-	256.61

BR 17 VP ZN	S/C TOYOTA	1502	5814.17	285.83	-	-	-	-	-	199.19
BR 17 MS ZN	S/C ISUZU	2359	4444.05	214.04	-	6254.55	-	-	-	204.77
BR 17 KG ZN	D/C ISUZU	2216	5176.69	249.18	-	-	-	-	-	192.42
BR 17 LG ZN	D/C ISUZU	3619	10940.70	524.70	-	-	-	-	-	269.52
BR 17 WR ZN	S/C ISUZU	-	-	-	-	-	-	-	-	159.43
BR 17 JS ZN	D/C ISUZU	1800	3417.90	163.02	-	-	6948.80	-	55.00	209.50
BR 17 LW ZN	S/C ISUZU	4641	9159.33	444.80	-	-	-	-	-	212.03
BS 48 MX ZN	D/C ISUZU	5181	12420.47	595.36	-	-	-	-	-	240.73
BT 82 KK ZN	D/C ISUZU	4323	9147.08	424.47	-	-	-	16.00	-	228.09
CK 07 XP ZN	D/C ISUZU	2912	6644.58	322.85	-	-	-	-	-	201.05
CK 07 TW ZN	D/C ISUZU	5137	10488.52	505.58	-	-	-	-	-	236.40
CK 07 PP ZN	D/C ISUZU	7363	19639.90	964.49	-	-	-	-	90.00	294.54
CK 07 GG ZN	D/C ISUZU	2926	6541.13	314.70	-	-	-	64.00	-	222.36
CK 07 KW ZN	D/C ISUZU	3404	6552.25	317.30	-	-	-	123.00	-	243.92

CORPORATE SERVICES DEPARTMENT

VEHICLES	MAKE & MODEL	DISTANCE/ KM	FUEL COSTS	FUEL IN LITRES	REPAIRS	SERVICE	TYRES	TOLL	OIL	FEES
BD 37 RY ZN	S/C ISUZU	2273	4410.80	213.90	-	8097.15	-	16.00	98.00	219.78
BD 37 SD ZN	CHEV CRUZE	-	-	-	-	-	-	-	-	159.43
BK 43 GX ZN	D/C TOYOTA	4134	9959.12	466.30	-	-	-	96.00	100.00	262.41
BR 17 WG ZN	COROLLA	3480	5768.47	277.67	-	-	7132.76	96.00	140.00	285.13

EXECUTIVE AND COUNCIL

VEHICLES	MAKE & MODEL	DISTANCE/ KM	FUEL COSTS	FUEL IN LITRES	REPAIRS	SERVICE	TYRES	TOLL	OIL	FEES
BD 37 NF ZN	AVANZA	979	1582.48	75.84	-	-	-	-	-	173.67
BH 05 JT ZN	D/C ISUZU	3157	7739.25	378.75	-	-	3667.77	80.00	-	249.34
BJ 48 WV ZN	VW BUS	5428	14228.93	696.95	-	-	-	559.00	98.00	315.79

BUDGET AND TREASURY OFFICE

VEHICLES	MAKE & MODEL	DISTANCE/ KM	FUEL COSTS	FUEL IN LITRES	REPAIRS	SERVICE	TYRES	TOLL	OIL	FEES
BD 37 MZ ZN	AVANZA	3710	6279.72	300.84	-	-	-	-	-	221.63
BH 05 HC ZN	D/C ISUZU	4218	10026.72	488.03	-	-	-	158.00	-	278.52
BW 21 YC ZN	QUANTUM	3081	7549.81	359.81	-	-	-	32.00	-	219.20
BN 35 DV ZN	ROLLBACK	541	4678.16	226.87	2274.12	-	-	-	-	185.69

PLANNING AND DEVELOPMENT SERVICES

VEHICLES	MAKE & MODEL	DISTANCE/ KM	FUEL COSTS	FUEL IN LITRES	REPAIRS	SERVICE	TYRES	TOLL	OIL	FEES
BR 17 RB ZN	D/C NISSAN	955	2049.78	98.88	13529.06	5030.02	-	-	-	226.95
BX 69 GN ZN	S/C NISSAN	758	1187.54	59.17	-	-	-	-	-	167.44
BW 21 YN ZN	D/C ISUZU	1272	2347.38	112.63	-	-	-	-	-	175.38
BD 37 WM ZN	D/C NISSAN	-	-	-	-	-	-	-	-	159.43
BK 43 HS ZN	D/C TOYOTA	2478	4101.02	203.36	-	-	-	-	130.00	190.30
BK 43 KN ZN	S/C ISUZU	-	-	-	-	-	-	-	-	159.43
BM 10 VF ZN	D/C ISUZU	4277	8719.11	432.29	-	-	564.02	32.00	90.00	239.33

POOL

VEHICLES	MAKE & MODEL	DISTANCE/ KM	FUEL COSTS	FUEL IN LITRES	REPAIRS	SERVICE	TYRES	TOLL	OIL	FEES
BD 37 WP ZN	NISSAN D/C	509	1245.59	60.40	-	-	-	-	-	167.57
BD 37 RD ZN	ISUZU D/C	4126	10183.92	487.87	50475.90	4612.27	-	128.00	90.00	413.00
BD 37 RF ZN	CRUZE	234	800.19	38.80	-	-	-	-	-	166.57
BD 37 RL ZN	AVANZA	2146	3527.21	168.99	5947.34	-	-	-	-	212.73

TOTAL		176472KM & 665 HRS	540,990.18		618,389.00	88,190.24	79,935.85	1,593.00	2,320.00	18,934.49
--------------	--	-------------------------------	-------------------	--	-------------------	------------------	------------------	-----------------	-----------------	------------------

REPORT ON SUPPLY CHAIN MANAGEMENT FOR THE MONTH ENDED 30 JUNE 2025-DR NKOSAZANA DLAMINI ZUMA MUNICIPALITY

AUTHOR: CHIEF FINANCE OFFICER (File Ref: Budget and Treasury Office)

1st Level : MANCO
 2nd Level : Finance Committee
 3rd Level : EXCO
 4th Level : Council

PURPOSE

To present the Implementation of the Supply chain management policy to the Committee and Council on purchases made by the municipality for the month ended 30 JUNE 2025.

BACK GROUND

The Municipal Finance Management Act No 56, 2003 Chapter 11, the municipal supply chain management Regulation, as published in the Government Gazette on 30 May 2005 and the Supply Chain Management Policy as adopted by Council state that a report must be submitted within ten (10) working days of the end of each month to committees and council, in order to create a transparent image to all processes in the Supply Chain Management Division.

LEGISLATIVE FRAMEWORK

- Constitution of Republic of South Africa, Act No 108 of 1996
- Municipal Finance Management Act, No 56 of 2003 Section 71
- Board Based Black Economic Empowerment Amended Act,2013 (Act Non.46 of 2013)
- PPPFA Regulations 2000
- Supply Chain Management policy

RANGE OF PROCUMENT

- Direct purchase, up to the transaction value of R 2000,00
- formal written price quotations for procurements of a transaction value above R2 000.00 up to R300 000 (VAT included);
- formal written price quotations for procurements of a transaction value above R30 000.01 up to R300 000 (VAT included);
- Competitive bidding procurements above a transaction value of R300 000,01 (VAT included)

STAFF IMPLICATIONS

- There is no staff implication

BID COMMITTEE SITTINGS

Bid Specification Committee	: 0
Quotation Specification Committee	: 0
Bid Evaluation Committee	: 1
Bid Adjudication Committee	: 1

Note: The bid committees are expected to sit at least 4 times a month as per SCM calendar.

FINANCIAL IMPLICATION / EXPENDITURE

○ DEVIATIONS	: R 578 596,43
○ IRREGULAR EXPENDITURE	: R 0.00
○ FRUITLESS AND WASTEFUL EXPENDITURE	: R 0,00
○ UNAUTHORISED EXPENDITURE	: R 0.00
○ ORDERS BELOW R 30 000,00 (ONCEOFF)	: R 353 545,90
○ ORDERS FOR CONTRACTED SERVICES	: R 580 536,82
○ AWARDS BETWEEN R 30 000,01 – 300 000,00	: R 391 200,00
○ AWARDS MORE THAN R 300 000,01	: R 1 447 395,75
○ FUEL ORDERS	: R 0,00
○ FUNERAL	: R 9 900,00
○ TRANSVERSAL CONTRACT	: R 670 881,11
○ PANELS/ CONTRACTED	: R 7 025 232,28

ANNEXURES

- Annexure “A” – Deviation and Unauthorised, Fruitless and wasteful expenditure
- Annexure “B” – Orders below R 30 000,00 (once off)
- Annexure “C” – Orders for contracted services
- Annexure “D” – Between R 30 000,01 – R 300 000,00
- Annexure “E” – Awards more than R 300 000, 01
- Annexure “F” – Fuel orders
- Annexure “G” – Funeral orders
- Annexure “H” – Transversal Contract
- Annexure “I” - Panel

RECOMMENDATIONS

That Committee and Council note this report

SUMMARY OF ORDERS FOR THE PERIOD OF 30 JUNE 2025 (see Annexure A)		
DESCRIPTION	RANGE	AMOUNT
Direct Purchase belowe	R0.01-R2000	R -
Written formal quotation	R 2 000,00 - R 30 000,00	R 353 545,90
TOTAL ONCEOFF ORDERS		R 353 545,90
Deviations		R 578 596,43
Irregular Expenditure		R -
Fruitless and wasteful expenditure		R -
Unauthorised expenditure		R -
Contracted Services	Contracted	R 580 536,82
Quotation	R 30 000,01-R 300 000,00	R 391 200,00
Bids	Above R300 000,01	R 1 447 395,75
Petrol Orders		R -
Funeral Assistance Orders		R 9 900,00
Transversal Contract		R 670 881,11
Panel service providers	panel	R 7 025 232,28
TOTAL ORDERS		R 11 057 288,29

DEVIATION
IREGULAR EXPENDITURE
FRUITLESS AND WASTEFULL EXPENDITURE
UNAUTHORISED EXPENDITURE

DEVIATION FOR THE MONTH ENDED- 30 JUNE 2025 (ANNEXURE A)

DATE	ORDER NO.	COMPANY NAME	AMOUNT	DESCRIPTION OF SERVICE	REASON
08/05/2025	11919	Blaq Origin cc	R224 096,43	Exhibition stand for the africa indaba travel indaba 2025 at Chief albet Luthuli	is the only organiser responsible for the Africa Indaba
02/06/2025	9808	University of the Witwatersrand	R58 500,00	Municipal finance management training for Mr S. Xaba (Finance intern)	Witswatersrand is the only institution that having classes at the moment and is highly recommendable
02/06/2025	9809	University of the Witwatersrand	R58 500,00	Municipal finance management training for GK Mchununu manager Comm service	Witswatersrand is the only institution that having classes at the moment and is highly recommendable
06/06/2025	11940	Underberg and Himeville taxi association	R14 000,00	15 x 15 seater taxi per ward for the launch of Dr NDZ Amajukujuku Club on the 08/06/2025	Impractical to follow the SCM process -Municipality has two taxi association Underberg and Himeville
06/06/2025	11941	Bulwer and Donnybrook Taxi Association	R35 000,00	15 x 15 seater taxi per ward for the launch of Dr NDZ Amajukujuku Club on the 08/06/2025	Impractical to follow the SCM process -Municipality has two taxi association Donnybrook and Bulwer
19/06/2025	9754	Bulwer and Donnybrook Taxi Association	R79 800,00	7 x 15 seater taxis to transport 150 Membr of ward committee attending training in Durban	Impractical to follow the SCM process -Municipality has two taxi association Donnybrook and Bulwer
19/06/2025	9753	Underberg and Himeville Taxi Association	R37 500,00	3 x 15 seater taxis to transport 150 Membr of ward committee attending training in Durban	Impractical to follow the SCM process -Municipality has two taxi association Underberg and Himeville
23/06/2025	9755	Underberg and Himeville Taxi Association	R15 000,00	2 x 15 seater taxis for transporting learners to Howick SAPPI for career exhibition on the month of June	Impractical to follow the SCM process -Municipality has two taxi association Underberg and Himeville
23/06/2025	9759	Bulwer and Donnybrook Taxi Association	R14 500,00	3 x 15 seater taxis for transporting learners to Howick SAPPI for career exhibition on the month of June	Impractical to follow the SCM process -Municipality has two taxi association Donnybrook and Bulwer
23/08/2024	23/08/2024	UNDERBERG AND HIMEVILLE TAXI ASSOCIATI	R17 200,00	TRANSPORT BY 2X15 SEATER TAXIS & 2X22 SEATER TAXIS FROM WARD 1,2 & 4 TO NHLANHLINI SPORTFIELD WARD2	Impractical to follow the SCM process -Municipality has two taxi association Underberg and Himeville
05/09/2024	23/08/2024	UNDERBERG AND HIMEVILLE TAXI ASSOCIATI	R6 500,00	2 TAXIS THAT WILL TRANSPORT SENIOR CITIZENS PLAYERS TO DISTRICT GOLDEN GAMES SELECTIONS ON THE 28 AU	Impractical to follow the SCM process -Municipality has two taxi association Underberg and Himeville
20/09/2024	23/08/2024	UNDERBERG AND HIMEVILLE TAXI ASSOCIATI	R18 000,00	TRANSPORT BY 4X15 SEATER TAXIS FROM DUMA TRIBAL COURT, MOLEFE TRIBAL, UNDERBERG HALL & HIMEVILLE HALL	Impractical to follow the SCM process -Municipality has two taxi association Underberg and Himeville
TOTAL ORDERS			R578 596,43		

IRREGULAR EXPENDITURE FOR THE MONTH ENDED- 30 June 2025 (ANNEXURE B)					
DATE	ORDER NO	COMPANY NAME	AMOUNT	DESCRIPTION OF SERVICE	REASON
TOTAL ORDERS			R0,00		

FRUITLESS AND WASTEFUL EXPENDITURE FOR THE MONTH ENDED- 30 June 2025					
DATE	ORDER NO	COMPANY NAME	AMOUNT	DESCRIPTION OF SERVICE	REASON
			R0,00		

UNAUTHORISED EXPENDITURE FOR THE MONTH ENDED- 30 June 2025 (ANNEXURE G)					
DATE	ORDER NO	COMPANY NAME	AMOUNT	DESCRIPTION OF SERVICE	REASON
			R0,00		

MINOR BREACHES					
DATE	ORDER NO	COMPANY NAME	AMOUNT	DESCRIPTION OF SERVICE	REASON
			R0,00		

ORDERS BELOW R 30 000,00 (ONCEOFF)

DIRECT PURCHASE BETWEEN R0.01-R2000 FOR THE MONTH OF 30 JUNE 2025			
ORDER NUMBER	COMPANY NAME	DESCRIPTION OF SERVICE/GOODS	AMOUNT
TOTAL ORDERS			R0,00

WRITTEN QUOTATIONS BETWEEN R2000,01 TO R30 000,00 FOR 30 JUNE 2025 (Annexur B)			
Order Numbers	Company Name	DESCRIPTION OF SERVICE RENDERED	AMOUNT
000000900003681	SOVANISA PROJECTS	Request for daily occurrence book for traffic unit.Please see the attached sample.	R16 500,00
000000900003808	MTHEMBU AND KHANYEZI	Request for the following flags; South African outdoors Pole flags x3 Dr. NDZ outdoors Pole flags x3 South African Indoors boardroom flags x2 Dr. NDZ indoors boardroom flags x 2	R22 100,00
000000900003622	OKWETHU ALL SERVICES	Request for branded anti-fraud awareness tools. Whistle-blowing locakable boxes, Tablecloths, Glossy posters & pamphlets	R22 800,00
000000900003643	INKABI BUSINESS SOLUTIONS	Request of FS291 brusher cutters for parks and cemeteries that cuts all products, power2.0KW, fuel tanker 750ml	R29 900,00
000000900003821	AMANCWABANE TRADING ENTERPRISE	NDZ libraries kindly request procurement of books	R1 999,98
000000900003734	AMAJUJU TRADING AND ENTERPRISE	Request of fencing and vegetables seeds to support senior citizens luncheon club	R29 950,00
000000900003725	AMAJUJU TRADING AND ENTERPRISE	Request of material for Parks to build Benches for Parks.20 bags cements,100 building blocks, 12x2.5 metres lintels, plaster sands 1metre, 2 x20 litres oil paint white, 2 x20litres oil paint green,	R27 960,00
000000900003621	JABULANI AND NOBUHLE MAPHANGA TRADING ENTERPRISE	request catering for Mafohla Community Hall hand over on the 16-May 2025 in ward 11	R16 500,00
000000900003788	RODE AND ASSOCIATES	REQUEST FOR VALUER TO PROVIDE VALUATION SERVICES ON MUNICIPAL INVESTMENT PROPERTIES FOR A PEROD OF 03 YEARS.	R18 400,00
000000900003769	1 PANGAEA EXPERTISE AND SOLUTIONS	REQUEST FOR A QUALIFIED SERVICE PROVIDER TO PROVIDE VALUATION SERVICES ON MUNICIPAL LONG SERVICE BENEFITS.	R11 500,00
000000900003675	MTHEMBU AND KHANYEZI	Request for traffic fine books X30 kindly see the attached memo	R29 790,00
000000900003770	1 PANGAEA EXPERTISE AND SOLUTIONS	REQUEST FOR VALUATION SERVICES ON MUNICIPAL POST-EMPLOYMENT AID BENEFIT IN TERMS OF GRAP	R13 800,00
000000900003791	SOVANISA PROJECTS	Request of catering for 50 people attending Parks and Cemeteries clean up campaign in Creighton 2pieces of chicken rolls, juice and drinks	R9 325,00
000000900003729	UKPHUMELELA TRADING	Request for 50 lunch for 50 people for Himeville Parks and cemeteries clean up campaign 2 pieces chicken roll, Juice & drinks	R9 850,00
000000900003735	AMAJUJU TRADING AND ENTERPRISE	Request for 50 lunch for 50 people for Underberg Parks and cemeteries clean up campaign 2 pieces chicken roll Juice & drinks	R9 720,00
000000900003813	UKPHUMELELA TRADING	Request of Barbed wire and Mashed wire for Public service week	R29 900,00
000000900003736	WELASE TRADING AND PROJECTS	Request for gardening tools for OSS Public service week (Wheelbarrow, Spades, gardening fork, hand hoe& poles, watering cans, gardening rakes, & wall paint 20 litres(cream)	R29 930,00
000000900003845	SIZAMELE SUPPLIERS	Request for procurement of a Gas Heater and Gas Cylinder for the Tourism Office at the local collection centre to be utilised by staff	R9 498,00
11934	Government Pronting works	Publication of property lavy rate for 30 june 2026 on the Gazette	R3 026,34
11935	Government Pronting works	Publication of final badget,tariffs and budget related policies for 2025/26 FY on the Gazette	R11 096,58
TOTAL ORDERS			R353 545,90

ORDERS FOR CONTRACTED SERVICES

WRITTEN QUOTATIONS FOR CONTRACTED SERVICES BETWEEN FOR 30 JUNE 2025			
Order Numbers		DESCRIPTION OF SERVICES RENDERED	AMOUNT
000000900003818	SCOTT WILLIAMS	REQUEST TO SERVICE FLOATING PUMP, HONDA GXV 160 OHV, PETROL	R 1 104,00
000000900003693	SOMBIZI HOLDINGS	Public Notice for 2025/26 Final Budget and Final Tariffs on Local Newspaper	R 136 966,50
9810	SOMBIZI HOLDINGS	Publication of resolution levying property rate for the year 1 July 2025 to 30 June 2026 on the local news paper.	R 78 778,82
10721	Tradewind Maintenance	Supply,delivery and Installation of 50 x Lighting conductors	R 363 687,50
Totals			R580 536,82

**QUOTATION BETWEEN
R 30 000,01 - R 300 000,00**

FORMAL WRITTEN QUOTATIONS BETWEEN R30 000,01 - R 300 000,00 FOR 30 JUNE 2025		
Company Name	DESCRIPTION OF SERVICE RENDERED	AMOUNT
ZAMSIBA DEVELOPMENT CONSULTANTS	Training of 150 ward committee members including ward councillors	R165 000,00
Thandi R Bongi G and Madela Sons	Conductsecurity training for 30 youth	R177 900,00
Mathutha Trading	Supply and delivery of fruites for Mayoral cups tournament	R48 300,00
TOTAL		R 391 200,00

AWARDS ABOVE R 300 000,00

9.1 BID ABOVE 300 000,00 AWARDED IN THE PERIOD OF 30 JUNE 2025

COMPANY NAME	SERVICES RENDERED	AMOUNT	PROCUREMENT PLAN
Greendoor Landscape service (Pty) Ltd	Provision of Horticultural service for period of 3 years	Rate base	Yes
KC and SC Son Trading Enterprise	Panel of supply and delivery of Laptop,deskops and Other ICT accoessories include repairs and maintenance for 3 year contract	Rate base	Yes
Njaja (Pty) Ltd	Panel of supply and delivery of Laptop,deskops and Other ICT accoessories include repairs and maintenance for 3 year contract	Rate base	Yes
Aumsoft Technilogy (Pty) Ltd	Panel of supply and delivery of Laptop,deskops and Other ICT accoessories include repairs and maintenance for 3 year contract	Rate base	Yes
Apex Consulting Agency	Qualification verification and conduct background cscreenings for 3 year contract	Rate base	Yes
Mantk IT Solutions	Provision of Hosting of Emails, Website,security and technical support 3 year contract	Rate base	Yes
Mhlanga Inc Attorneys	Panel of attorneys 3 year contract	Rate base	Yes
Ndlelezhinle Trading	Supply and delivery of building and electrical material for 12 Months period	Rate base	Yes
Puff Emergency	Renovation of 2 x Municipal Building	R 977 218,25	Yes
Njaja (Pty) Ltd	Supply network plan,design,installation and configuration of network service in Bulwer DISASTER Center, Creighton library and Main Office	R 470 177,50	Yes
Double Option Investment	Panel of Maintenance and new installation of Municipal building electrical works 3 year contract	Rate base	Yes
Kembal Trading (Pty) Ltd	Panel of Maintenance and new installation of Municipal building electrical works 3 year contract	Rate base	Yes
Kholwani JV Zwelonke Electrical	Panel of Maintenance and new installation of Municipal building electrical works 3 year contract	Rate base	Yes
TOTAL		R1 447 395,75	

FUEL ORDERS

PETROL ORDERS FOR PERIOD OF 30 JUNE 2025			
ORDER NUMBERS	COMPANY NAME	DESCRIPTION OF SERVICES RENDERED	AMOUNT
Total			R0,00

FUNERAL SUPPORT

TRANSVERSAL CONTRACT

TRANSVERSAL ORDERS FOR 30 JUNE 2025 (Annexure A)			
ORDER NO.	COMPANY NAME	SERVICE	AMOUNT
11933	Bidvest Mc Carthy toyota	Supply and delivery of SUV 4X4 Automatic	R670 881,11
TOTAL ORDERS			R670 881,11

PANEL- CONTRACTED

**REPORT ON SUPPLY CHAIN MANAGEMENT FOR FOURTH THREE (APRIL, MAY AND JUNE) 2024/2025 -DR NKOSAZANA
DLAMINI ZUMA MUNICIPALITY**

**AUTHOR: CHIEF FINANCE OFFICER
(File Ref: Budget and Treasury Office)**

1st Level : MANCO

2nd Level : Finance Committee

3rd Level : EXCO

4th Level : COUNCIL

PURPOSE OF REPORT

To present the Implementation of the Supply chain management policy to the Committee and Council

BACK GROUND

The Municipal Finance Management Act No 56, 2003 Chapter 11, the municipal supply chain management Regulation, as published in the Government Gazette on 30 May 2005 and the Supply Chain Management Policy as adopted by Council state that a report must be submitted within ten (10) working days of the end of each quarter to committees and council, in order to create a transparent image to all processes in the Supply Chain Management Division

LEGISLATIVE FRAMEWORK

- Constitution of Republic of South Africa, Act No 108 of 1996
- Municipal Finance Management Act, No 56 of 2003
- Board Based Black Economic Empowerment Amended Act, 2013 (Act Non.46 of 2013)
- Supply Chain Management policy

RANGE OF PROCUREMENT

- Direct purchase, up to the transaction value of R 1 to R 2000,00
- Formal written price quotation for procurement of a transaction value above R 2 000,00 up to R 300 000,00 (Vat included).
- Formal written price quotation for procurement of a transaction value above R 30 000,01 up to R 300 000,00 (Vat included).
- Competitive bidding process for procurement above a transaction value of R 300 000,01 (Vat included)

TABLE OF CONTENTS	
INTRODUCTION	
FUNCTIONING OF SCM UNIT	
DECLARATION OF INTEREST BY SCM PERSONNEL	
ADEQUACY OF PERSONNEL WITH SCM	
FUNCTIONING OF BID COMMITTEES MEETINGS	
CONSTITUTION OF BID COMMITTEES	
BID COMMITTEE MEMBERS DECLARATION	
SECTION 114 APPROVAL OF TENDERS NOT RECOMMENDED	
REGULATION 32.	
REGULATION 36 DEVIATIONS.	
REGULATION 45 AWARDS TO CLOSE FAMILY MEMBERS OF PERSONS IN THE SERVICE OF THE STATE.	
QUOTATION AWARDED BETWEEN R 30 000,00 to R 300 000,00	
SPEND ANALYSIS	
BIDS AWARDED	
BURIAL ASSISTANCE	

CONTRACT MANAGEMENT
IRREGULAR EXPENDITURE
LEASE AGREEMENTS
FRUITLESS & WASTEFUL EXPENDITURE
UNAUTHORIZED EXPENDITURE
TRANSVERSAL CONTRACT

INTRODUCTION

Regulation 6(3)(4) of the Municipal SCM Regulation requires that on a quarterly basis the accounting officer must submit to the Mayor a report on the implementation of the SCM Policy no later than 10 days after end of each quarter. Subsection 4 further states that the report must be made public in accordance with section 21A of the Municipal System Act.

FUNCTIONS OF THE SCM UNIT

DECLARATION OF INTEREST BY SCM PERSONNEL

All members of Bid Committees had signed declaration of interest and code of conducts.

ADEQUACY OF PERSONNEL WITHIN SCM

All SCM personal are competent and capable of performing their duties

FUNCTIONING OF BID COMMITTEES

CONSTITUTION OF BID COMMITTEES

The 3 bid committees namely the Bid Specifications Committee, Bid Evaluation and The Bid Adjudication Committee have been constituted adequately in line with the SCM regulation requirements.

BID COMMITTEE MEMBERS DECLARATIONS

Bid Evaluation and Adjudication Committee members declared their interest at every sitting of the committees held during the 4th quarter and no conflicts of interest were recorded during discussions.

SECTION 114 APPROVAL OF TENDERS NOT RECOMMENDED

No awards were made to supplier other than the ones recommended.

REGULATION 32

Regulation 32(1) of the Municipal Supply Chain allows the accounting officer to procure goods or service for the Municipality or Municipal Entity under contract secured by another organ of state.

Date	Supplier	Details	Amount
No Regulation 32 in the last quarter	N/A	N/A	0,00

REGULATION 36 DEVIATIONS

DATE	ORDER NO.	COMPANY NAME	AMOUNT	DESCRIPTION OF SERVICE	REASON
07/04/2025	11912	Bulwer and Donnybrook taxi association	R82 500,00	33 x 15 transport community members attending IDP/Budget/PMS/SDF zone 1 to 3	Impractical to follow the SCM process - Municipality has two taxi association Donnybrook and Bulwer
07/04/2025	11913	Underberg and Himeville taxi association	R30 000,00	12 x 15 transport community members attending IDP/Budget/PMS/SDF zone 1 to 3	Impractical to follow the SCM process - Municipality has two taxi association Underberg and Himeville
16/04/2025	9434	Impi Concept Events	R345 000,00	Exhibition stand with furniture and camping gear at splashi fan festival from 17/04/2025 to 21/04/2025	Splash fan festival has only one organiser event and they are only responsible for the event

23/08/2024	0000009000002136	BULWER&DONNYBROOK TAXI ASSOCIATION	R8 000,00	2 TAXIS (2X22 SEATER) TO TRANSPORT LEARNERS & SCHOOL GOVERNING BODY FROM CENTOCOW & SONYONGWANA HIGH.	Impractical to follow the SCM process - Municipality has two taxi association Donnybrook and Bulwer
13/09/2024	0000009000002253	BULWER&DONNYBROOK TAXI ASSOCIATION	R24 000,00	2 X 15 SEATER TAXIS TO TRANSPORT LEARNERS FROM THEIR RESPECTIVE SCHOOLS TO GLEINCAIN FARM TO A YOUTH	Impractical to follow the SCM process - Municipality has two taxi association Donnybrook and Bulwer
13/09/2024	0000001000008106	BULWER&DONNYBROOK TAXI ASSOCIATION	R9 000,00	2 TAXIS1 (22 SEATER) AND 1 (15 SEATER)TAXIS THAT WILL TRANSPORT SENIOR CITIZENS PLAYERS TO DISTRICT G	Impractical to follow the SCM process - Municipality has two taxi association Donnybrook and Bulwer

2/10/2024	900002366	BULWER&DONNYBROOK TAXI ASSOCIATION	R35 000,00	2 X 15SEATER TRANSPORT MAIDENS ATTENDED UMKHOSI WOMHLANGA 2024, KWANONGOMA ENYOKENI, ON 13 SEPTEMBER	Impractical to follow the SCM process - Municipality has two taxi association Donnybrook and Bulwer
15/10/2024	0000009000002417	BULWER&DONNYBROOK TAXI ASSOCIATION	R49 500,00	2X22 SEATER & 9 X15 SEATER TRANSPORT COMMUNITY MEMBERS FROM WARD 6-15 FOR GOLDEN GAMES 14 AUGUST 202	Impractical to follow the SCM process - Municipality has two taxi association Donnybrook and Bulwer
31/10/2024	0000009000002508	BULWER&DONNYBROOK TAXI ASSOCIATION	R37 500,00	15 X15 SEATER TAXIS TO TRANSPORT COMMUNITY MEMBERS TO THE FIRST ROUND IDP/BUDGET/PMD/SDF 2024 ROADSH	Impractical to follow the SCM process - Municipality has two taxi association Donnybrook and Bulwer

27/02/2025	0000009000003033	BULWER&DONNYBROOK TAXI ASSOCIATION	R15 000,00	TRANSPORT BY 5X15 SEATER TAXIS TRANSPORTED LEARNERS WHO ATTENDED MATRIC AWARD CEREMONY AT BULWER HAL	Impractical to follow the SCM process - Municipality has two taxi association Donnybrook and Bulwer
14/05/2025	11925	BULWER&DONNYBROOK TAXI ASSOCIATION	R5 000,00	15 x Seater taxi transporting community members attending Pride day campaign at Underberg community hall on the 16/04/2025	Impractical to follow the SCM process - Municipality has two taxi association Donnybrook and Bulwer
23/05/2025	11930	Underberg and Himeville taxi association	R3 000,00	22 x Seater transport learners and school governing body attending child protection week at Nkelabantwana on the 27/05/2025	Impractical to follow the SCM process - Municipality has two taxi association Underberg and Himeville

23/05/2025	11929	BULWER&DONNYBROOK TAXI ASSOCIATION	R9 000,00	22 x3 Seater transport learners and school governing body attending child protection week at Nkelabantwana on the 27/05/2025	Impractical to follow the SCM process - Municipality has two taxi association Donnybrook and Bulwer
29/05/2025	11931	Underberg and Himeville taxi association	R11 000,00	15 x 2 transport for learners to home affairs on the 31/05/2025	Impractical to follow the SCM process - Municipality has two taxi association Underberg and Himeville
08/05/2025	11919	Blaq Origin cc	R224 096,43	Exhibition stand for the africa indaba travel indaba 2025 at Chief albet Luthuli	is the only organiser responsible for the Africa Indaba
02/06/2025	9808	University of the Witwatersrand	R58 500,00	Municipal finance management training for Mr S. Xaba (Finance intern)	Witwatersrand is the only institution that having classes at the moment and is highly recommendable
02/06/2025	9809	University of the Witwatersrand	R58 500,00	Municipal finance management training for GK Mchununu manager Comm service	Witwatersrand is the only institution that having classes at the moment and is highly recommendable

06/06/2025	11940	Undurberg and Himeville taxi association	R14 000,00	15 x 15 seater taxi per ward for the launch of Dr NDZ Amajukujuku Club on the 08/06/2025	Impractical to follow the SCM process - Municipality has two taxi association Underberg and Himeville
06/06/2025	11941	Bulwer and Donnybrook Taxi Association	R35 000,00	15 x 15 seater taxi per ward for the launch of Dr NDZ Amajukujuku Club on the 08/06/2025	Impractical to follow the SCM process - Municipality has two taxi association Donnybrook and Bulwer
19/06/2025	9754	Bulwer and Donnybrook Taxi Association	R79 800,00	7 x 15 seater taxis to transport 150 Members of ward committee attending training in Durban	Impractical to follow the SCM process - Municipality has two taxi association Donnybrook and Bulwer
19/06/2025	9753	Underberg and Himeville Taxi Association	R37 500,00	3 x 15 seater taxis to transport 150 Members of ward committee attending training in Durban	Impractical to follow the SCM process - Municipality has two taxi association Underberg and Himeville
23/06/2025	9755	Underberg and Himeville Taxi Association	R15 000,00	2 x 15 seater taxis for transporting learners to Howick SAPPI for career exhibition on the month of June	Impractical to follow the SCM process - Municipality has two taxi association Underberg and Himeville
23/06/2025	9759	Bulwer and Donnybrook Taxi Association	R14 500,00	3 x 15 seater taxis for transporting learners to Howick SAPPI for career	Impractical to follow the SCM process - Municipality has two taxi

				exhibition on the month of June	association Donnybrook and Bulwer
23/08/2024		UNDERBERG AND HIMEVILLE TAXI ASSOCIATI	R17 200,00	TRANSPORT BY 2X15 SEATER TAXIS & 2X22 SEATER TAXIS FROM WARD 1,2 & 4 TO NHLANHLENI SPORTFIELD WARD2	Impractical to follow the SCM process - Municipality has two taxi association Underberg and Himeville
05/09/2024		UNDERBERG AND HIMEVILLE TAXI ASSOCIATI	R6 500,00	2 TAXIS THAT WILL TRANSPORT SENIOR CITIZENS PLAYERS TO DISTRICT GOLDEN GAMES SELECTIONS ON THE 28 AU	Impractical to follow the SCM process - Municipality has two taxi association Underberg and Himeville
20/09/2024		UNDERBERG AND HIMEVILLE TAXI ASSOCIATI	R18 000,00	TRANSPORT BY 4X15 SEATER TAXIS FROM DUMA TRIBAL COURT, MOLEFE TRIBAL, UNDERBERG HALL & HIMEVILLE HALL	Impractical to follow the SCM process - Municipality has two taxi association Underberg and Himeville
TOTAL			R 1 242 096,43		

QUOTATION AWARDED BETWEEN R 30 000,01-R 300 000,00

Company Name	DESCRIPTION OF SERVICE RENDERED	AMOUNT
Rural Metro Emergency service	Service provider to conduct fire prevention training	R115 702,65
Nduna Organisation	Service provider to conduct adjudication for zonal culture	R50 000,00
Shibilika Trading and projects	Supply and delivery of brushcutters	R159 600,00
Ndu B Trading Enterprise	Supply and delivery of wheelchair	R55 000,00
Ndlelezhinle Trading	Supply, delivery and installation of door handle and camera	R99 990,00
Mhlabane Trading	Supply and delivery of welding material	R60 656,00
Onkamalanga Trading	Supply and Delivery of 6 laptops	R128 000,00

Mhlabane Trading	Supply and delivery of stationery and sanitary protection	R32 950,00
Nduna Organisation	Supply, Deliver and install material for backup water system	R183 920,00
Lanrec (Pty) Ltd	Supply, Delivery and installation of name board for Himeville transer Station	R71 000,00
Elihle Trading and Suppliers	Provision of 8 vouchers for Dr NDZ Profesional Athlets	R39 200,00
ZAMSIBA DEVELOPMENT CONSULTANTS	Training of 150 ward committee members including ward councillors	R165 000,00
Thandi R Bongji G and Madela Sons	Conductsecurity training for 30 youth	R177 900,00
Mathutha Trading	Supply and delivery of fruites for Mayoral cups tournament	R48 300,00
Total		R 1 387 218,65

SPEND ANALYSIS

MONTH	April	May	June	Total for the Quarter	%Spend contribution
Direct purchase from R0,00 but below R 2000,00	R -	R 4 910,00	R -	R 4 910,00	0,023%
Formal written price quotation		R 82 740,00	R 353 545,90	R 618 856,04	3,00%
Deviations	R 182 570,14	R 206 000,00	R 495 196,43	R 713 016,43	3,45%
Irregular Expenditure	R -	R -	R -	R -	
Fruitless & Wasteful Expenditure	R -	R -	R -	R -	
Unauthorised Expenditure	R -	R -	R -	R -	
Contracted Services (Once Off)	R 103 783,59	R 81 007,87	R 580 536,82	R 765 328,28	3,70%
Quotation Above 30k	R 885 818,65	R 110 200,00	R 391 200,00	R 1 387 218,65	6,72
Tender	R 5 059 061,54	R 2 389 800,00	R 1 447 395,75	R 8 896 257,29	43,07%
Petrol orders					
	R -	R 3 167,50	R -	R 3 167,50	0,01%
Funeral Orders	R 3 300,00	R 3 300,00	R 9 900,00	R 16 500,00	0,08%
Transversal Contract	R -	R -	R 670 881,11	R 670 881,11	3,25%
Panel / Contracted	R 93 424,00	R 462 329,77	R 7 025 232,28	R 7 580 986,05	3%
Totals	R 6 785 457,97	R 3 137 455,14	R 10 973 888,29	R 20 657 120,99	100%

BIDS AWARDS ABOVE R 300 000,01

LENGTH OF TIME FOR TENDER	APPOINTMENT DATE	CLOSING DATE OF ADVERT	BIDDERS NAME	DESCRIPTION	AMOUNT	SPECIFIC GOALS CLAIMED
21 Days	10 April 2025	07 February 2025	Modcon (Pty) Ltd	Supply and Delivery of Municipal Furniture	R 667 816,36	12,5
21 Days	10 April 2025	07 February 2025	BG Mazongolo Construction cc	Renovation of 7 x Community Hall	R 4 391 245,18	7,5
13 Days	10 April 2025	18 February 2025	Mathutha Trading	Panel for Supply and delivery of disaster relief for period of 3 years	Rate base	15
13 Days	10 April 2025	18 February 2025	Sawuti Trading and projects	Panel for Supply and delivery of disaster relief for period of 3 years	Rate base	17,5
13 Days	10 April 2025	18 February 2025	Amaphemba Trading	Panel for Supply and delivery of disaster relief for period of 3 years	Rate base	15
13 Days	10 April 2025	18 February 2025	Ingwekazi SS (Pty) Ltd	Panel for Supply and delivery of disaster relief for period of 3 years	Rate base	7
13 Days	10 April 2025	18 February 2025	Ndu B Trading Enterprise	Panel for Supply and delivery of disaster relief for period of 3 years	Rate base	12,5
13 Days	10 April 2025	18 February 2025	Unesu Trading Enterprise (Pty) Ltd	Panel for Supply and delivery of disaster relief for period of 3 years	Rate base	4,5
13 Days	10 April 2025	18 February 2025	The Zeen Breeze (Pty) Ltd	Panel for Supply and delivery of disaster relief for period of 3 years	Rate base	4,5
53 Days	06 May 2025	18 February 2025	Makhokha Suppliers	Panel of accredited training provider for skills programmes, learnership, training and development for a period of 2 years	Rate base	10

53 Days	06 May 2025	18 February 2025	Sombizi Holdings (Pty) Ltd	Panel of accredited training provider for skills programmes, learnership, training and development for a period of 2 years	Rate base	7
53 Days	06 May 2025	18 February 2025	Bantubanye Skills	Panel of accredited training provider for skills programmes, learnership, training and development for a period of 2 years	Rate base	4,5
57 Days	06 May 2025	07 February	Izwelonke Electrical	Supply , Install and delivery of one Horizontal Bale machine	R482 000,00	15
95 Days	06 May 2025	06 December 2025	Mathutha trading enterprise	Supply and delivery of compactible smart gadget(tablets units and Laptops)	R680 800,00	15
57 Days	06 May 2025	07 February 2025	Blue Cycle Trading	Develop 5 year information and communication technology master plan	R431 250,00	7,5
57 Days	06 May 2025	07 February 2025	Blue Cycle Trading	Cyber security assesment and conduct awareness	R442 750,00	2,5
53 Days	08 My 2025	18 February 2025	Qualifurn Trading	Panel of accredited training provider for skills programmes, learnership, training and development for a period of 2 years	Rate base	7
53 Days	08 May 2025	18 February 2025	Zamsiba Development Consultants	Panel of accredited training provider for skills programmes, learnership, training	Rate base	9,5

62 Days	13 May 2025	7 February 2025			and development for a period of 2 years		
106 Days	14 May 2025	22 November 2024	Grasam Group	Supply and delivery of sport equipment for Mayoral Cup		R353 000,00	7
106 Days	14 May 2025	22 November 2024	Kuhlemcebo Engineers (Pty) Ltd	Panel of electrical service providers to design and implement electrical projects, streetlights, highmast light projects, development and review master plan for a 3 year		Rate base	4,5
106 Days	14 May 2025	22 November 2024	Hamsa Consulting engineers	Panel of electrical service providers to design and implement electrical projects, streetlights, highmast light projects, development and review master plan for a 3 year		Rate base	2
106 Days	14 May 2025	22 November 2024	Igoda Projects (Pty) Ltd	Panel of electrical service providers to design and implement electrical projects, streetlights, highmast light projects, development and review master plan for a 3 year		Rate base	4,5
106 Days	14 May 2025	22 November 2024	Thokomela Engineering	Panel of electrical service providers to design and implement electrical projects, streetlights, highmast light projects, development and review master plan for a 3 year		Rate base	7

106 Days	14 May 2025	22 November 2024		Panel of electrical service providers to design and implement electrical projects, streetlights, highmast light projects, development and review master plan for a 3 year	Rate base	7,5
33 Days	04 June 2025	15 April 2025	Splenda Nkonyeni Electrical JV Greendoor Landscape service (Pty) Ltd	Provision of Horticultural service for period of 3 years	Rate base	10
33 Days	04 June 2025	15 April 2025	KC and SC Son Trading Enterprise	Panel of supply and delivery of Laptop, desktops and Other ICT accessories include repairs and maintenance for 3 year contract	Rate base	7,5
33 Days	04 June 2025	15 April 2025	Njaja (Pty) Ltd	Panel of supply and delivery of Laptop, desktops and Other ICT accessories include repairs and maintenance for 3 year contract	Rate base	7,5
33 Days	04 June 2025	15 April 2025	Aumsoft Technology (Pty) Ltd	Panel of supply and delivery of Laptop, desktops and Other ICT accessories include repairs and maintenance for 3 year contract	Rate base	0
33 Days	04 June 2025	15 April 2025	Apex Consulting Agency	Qualification verification and conduct background screenings for 3 year contract	Rate base	0
33 Days	04 June 2025	15 April 2025	Mantk IT Solutions Mhlanga Inc Attorneys	Provision of Hosting of Emails, Website, security and technical support 3 year contract	Rate base	7
				Panel of attorneys 3 year contract	Rate base	0

32 Days	04 June 2025	16 April 2025	Ndlelezhle Trading	Supply and delivery of building and electrical material for 12 Months period	Rate base	
48 Days	18 June 2025	4 April 2025	Puff Emergency	Renovation of 2 x Municipal Building	R 977 218,25	7,5
48 Days	18 June 2025	4 April 2025		Supply network plan, design, installation and configuration of network service in Bulwer DISASTER Center, Creighton library and Main Office		
21 Days	18 June 2025	22 May 2025	Njaja (Pty) Ltd	Panel of Maintenance and new installation of Municipal building electrical works 3 year contract	R 470 177,50	7
21 Days	18 June 2025	22 May 2025	Double Option Investment	Panel of Maintenance and new installation of Municipal building electrical works 3 year contract	Rate base	4,5
21 Days	18 June 2025	22 May 2025	Kemba Trading (Pty) Ltd	Panel of Maintenance and new installation of Municipal building electrical works 3 year contract	Rate base	15
			Kholwani JV Zwelonke Electrical	Panel of Maintenance and new installation of Municipal building electrical works 3 year contract	Rate base	4,5
Total					8 896 536,29	

BURIAL ASSISTANCE ORDERS FOR THE PERIOD OF APRIL, MAY AND JUNE 2025

Order No.	FAMILY	WD1	WD2	WD3	WD4	WD5	WD6	WD7	WD8	WD9	WD10	WD11	WD12	WD13	WD14	WD15
000000 100011 285	Request for funeral assistance for Mncwabe Khethelo who was a resident under Cllr NG Dlamini, ward 06	R-	R-	R-	R	R	R 300,00	R	R	R	R	R	R-	R	R	R
000000 900003 417	Funeral support of Ngcobo Thwaku Gilbert in ward 09 under Cllr B Khathi	R-	R-	R-	R	R	R	R	R	R 300,00	R	R	R-	R	R	R
000000 900003 723	Funeral support of ML Mkhize in ward 14 under Cllr T Mdladla	R-	R-	R-	R	R	R	R	R	R0,00	R	R	R-	R	R 300,00	R

[illegible]

CONTRACTS MANAGEMENT

New Contract in the 4th Quarter

Name of the service provider	Description	Duration of contract
Mathutha Trading	Panel for Supply and delivery of disaster relief for period of 3 years	3 Years
Sawuti Trading and projects	Panel for Supply and delivery of disaster relief for period of 3 years	3 Years
Amaphemba Trading	Panel for Supply and delivery of disaster relief for period of 3 years	3 Years
Ingwekazi SS (Pty) Ltd	Panel for Supply and delivery of disaster relief for period of 3 years	
Ndu B Trading Enterprise	Panel for Supply and delivery of disaster relief for period of 3 years	3 Years
Unesu Trading Enterprise (Pty) Ltd	Panel for Supply and delivery of disaster relief for period of 3 years	3 Years
The Zeen Breeze (Pty) Ltd	Panel for Supply and delivery of disaster relief for period of 3 years	3 Years
Makhokha Suppliers	Panel of accredited training provider for skills programmes, learnership, training and development for a period of 2 years	3 Years
Sombizi Holdings (Pty) Ltd	Panel of accredited training provider for skills programmes, learnership, training and development for a period of 2 years	2 Years
Bantubanye Skills	Panel of accredited training provider for skills programmes, learnership, training and development for a period of 2 years	2 Years

Qualifurn Trading	Panel of accredited training provider for skills programmes, learnership, training and development for a period of 2 years	2 Years
Zamsiba Development Consultants	Panel of accredited training provider for skills programmes, learnership, training and development for a period of 2 years	2 Years
Kuhlemcebo Engineers (Pty) Ltd	Panel of electrical service providers to design and implement electrical projects, streetlights, highmast light projects, development and review master plan for a 3 year	3 Years
Hamsa Consulting engineers	Panel of electrical service providers to design and implement electrical projects, streetlights, highmast light projects, development and review master plan for a 3 year	3 Years
Igoda Projects (Pty) Ltd	Panel of electrical service providers to design and implement electrical projects, streetlights, highmast light projects, development and review master plan for a 3 year	3 Years
Thokomela Engineering	Panel of electrical service providers to design and implement electrical projects, streetlights, highmast light projects, development and review master plan for a 3 year	3 Years
Splenda Nkonyeni Electrical JV	Panel of electrical service providers to design and implement electrical	3 Years

Greendoor Landscape service (Pty) Ltd	projects,streetlights,highmast light projects,development and review master plan for a 3 year	
KC and SC Son Trading Enterprise	Provision of Horticultural service for period of 3 years	3 Years
Njaja (Pty) Ltd	Panel of supply and delivery of Laptop,desktops and Other ICT accoessories include repairs and maintenance for 3 year contract	3 Years
Aumsoft Technilogy (Pty) Ltd	Panel of supply and delivery of Laptop,desktops and Other ICT accoessories include repairs and maintenance for 3 year contract	3 Years
Apex Consulting Agency	Panel of supply and delivery of Laptop,desktops and Other ICT accoessories include repairs and maintenance for 3 year contract	3 Years
Mantk IT Solutions	Qualification verification and conduct background csreenings for 3 year contract	3 Years
Mhlanga Inc Attorneys	Provision of Hosting of Emails, Website,security and technical support 3 year contract	3 Years
Ndlelezhinhle Trading	Panel of attorneys 3 year contract	3 Years
	Supply and delivery of building and electrical material for 12 Months period	3 Years
		12 Month

Double Option Investment	Panel of Maintenance and new installation of Municipal building electrical works 3 year contract	3 Years
Kembal Trading (Pty) Ltd	Panel of Maintenance and new installation of Municipal building electrical works 3 year contract	3 Years
Kholwani JV Zwelonke Electrical	Panel of Maintenance and new installation of Municipal building electrical works 3 year contract	3 Years

IRREGULAR EXPENDITURE

Service Provider	Name of project	Amount	Reason for Irregular
		R	

LEASE AGREEMENT

No lease agreement on the 4th quarter

FRUITLESS & WASTEFUL EXPENDITURE

Service Provider	Name of project	Amount	Reason
Total Amount		R	

UNAUTHORIZED EXPENDITURE

No unauthorised expenditure on the 4th quarter

Service Provider	Name of project	Amount	Reason
Total Amount		R	

TRANSVERSAL CONTRACT

Service Provider	Name of project	Amount
TOTAL		R

RECOMMENDATIONS

That this report to be noted by Committee and council.

MPC: PROGRESS PROCUREMENT PLAN FOR 2024/2025											
FINANCIAL YEAR											
Name of Municipality	Dr Mxosamezi Dlamini / Zuma Local Municipality										
Municipal Manager	Mr Hc Vele										
Head of Department											
Telephone Number of the end user											
Department											
Signature											
Description of goods / services / Infrastructure project	Budget Amount	Date of Submission of Specification / regulation to Densima Management	Contact Person	Procurement Strategy	Bid/Quotation Specification date	Envisaged date of advertisement in the website, newspapers, E-Tender and CDM	Envisaged date of Bid/Quotation Evaluation Committee	Envisaged date of Adjudication Committee (below R200k doesn't go to this committee)	Envisaged date of award	STATUS	
Magerwana Sport fields	R 6,037,814.00	05-Apr-24	PMU Manager	Tender	8 Months	15-Apr-24	15-May-24	19-May-23	31-Jul-24		
Animal Pound Plant Equipment(gates for ereighton and kineville)	R 150,000.00	23-Jul	MW Dlamini	12 months	Quotation	May-24	Jun-24	n/a	10-Jul-24	END-USER CANCELLED IT	
Radio/ TV Slots	R 900,000.00	01-Apr-24	Mrs NN Yabulisa	One Year	Tender	01-Apr-24	30-Apr-24	31-May-23	15-Jun-24	AWARDED	
Contractors/Gardening Services	R 200,000.00	on going	C Dlamini and B Dlamini	on going	Quotation	on going	on going	on going	on going	AWARDED	
Verification of Qualification	R 101,515.00	when there is a need	Mr Radabe	Quotation		On Going	On Going	On Going	On Going	AWARDED	
Advertising (Staff Recruitment)	R 372,652.00	when there is a need	Mr Radabe	Quotation		On Going	On Going	On Going	On Going	CONTRACT IN PLACE	
Excel training	R 200,000.00	03-Jun-24	Mr Radabe	Quotation		On Going	On Going	N/A	30-Aug-24	ONHOLD DUE TO BUDGET	
Emotional Intelligence	R 100,000.00	03-Jun-24	Mr Radabe	Quotation		On Going	On Going	N/A	30-Aug-24	ONHOLD DUE TO BUDGET	
Construction Road Works(training)	R 150,000.00	03-Jun-24	Mr Radabe	Quotation		On Going	On Going	N/A	30-Aug-24	NO REQUEST SUBMITTED	
Earth-moving machine operator training	R 150,000.00	03-Jun-24	Mr Radabe	Quotation		On Going	On Going	N/A	30-Aug-24	NO REQUEST SUBMITTED	
Brush Cutting and Chainsaw training	R 150,000.00	03-Jun-24	Mr Radabe	Quotation		On Going	On Going	N/A	30-Aug-24	NO REQUEST SUBMITTED	
Labour Local Forum Training	R 100,000.00	03-Jun-24	Mr Radabe	Quotation		On Going	On Going	N/A	30-Aug-24	NO REQUEST SUBMITTED	
Performance Management Training	R 100,000.00	03-Jun-24	Mr Radabe	Quotation		On Going	On Going	N/A	30-Aug-24	AWARDED	
Staff Wellness- Programme 1	R 40,000.00	15-Aug-24	Mr Radabe	Quotation		N/A	06-Sep-24	N/A	13-Sep-24	ONHOLD DUE TO BUDGET	
Staff Wellness- Programme 2	R 70,000.00	01-Oct-24	Mr Radabe	Quotation		N/A	22-Oct-24	N/A	01-Nov-24	DONE	
Staff Wellness- Programme 3	R 203,656.00	30-Apr-24	Mr Radabe	Tender		N/A	22-May-24	N/A	02-Jun-24	DONE	
OHs	R 70,000.00	when there is a need	Mr Radabe	Quotation		On Going	On Going	On Going	N/A	PANEL IN PLACE	
Medicals	R 124,404.00	when there is a need	Mr Radabe	Tender		On Going	On Going	On Going	N/A	CONTRACT IN PLACE	
Occupational Health and Safety Committee (Personal Protective Clothing)	R 100,000.00	18-Jun-24	Mr Radabe	Quotation		On Going	On Going	N/A	05-Sep-24	AWARDED	
OHs Fire Equipment (fire extinguishers)	R 120,000.00	31-Dec-24	Mr Radabe	Quotation		27-Jan-25	28-Mar-25	N/A	30-Apr-25	AWARDED	
Furniture and Equipment	R 300,000.00	31-Dec-24	Mr Radabe	Tender		03-Feb-25	10-Feb-25	13-Feb-25	31-Mar-25	AWARDED	
Furniture and Equipment	R 500,000.00	31-Dec-24	Mr S Ngcobo	Tender		03-Feb-25	10-Feb-25	13-Feb-25	31-Mar-25	AWARDED	
Cleaning material	R 739,105.00	when there is a need	Mr S Ngcobo	Tender		On Going	On Going	On Going	30-Nov-25	CONTRACT IN PLACE	
Protective Clothing	R 163,610.00	30-Aug-24	Mr S Ngcobo	Quotations		On Going	On Going	On Going	30-Sep-24	CONTRACT IN PLACE	
Printing and Stationery	R 700,000.00	when there is a need	Mr S Ngcobo	Tender		On Going	On Going	On Going	21-Feb-25	END USER TO REVISE SPECIFICATION	
Installation of Security Cameras	R 60,000.00	31-Dec-24	Mr S Ngcobo	Quotations		27-Jan-25	N/A	21-Feb-25		CONTRACT IN PLACE	
Security	R 22,104,334.00	contract in place	Mr S Ngcobo	contract in place		contract in place	contract in place	contract in place	contract in place	CONTRACT IN PLACE	
Computer software (Micro 365 & Adobe (3 years existing contract)	R 1,411,176.00	30-Apr-24	Mr D.B. Gumede	Tender		15-May-24	01-Jul-24	08-Jul-24	01-Aug-24	CONTRACT IN PLACE	
Computer Equipment (Laptops)	R 300,000.00	30-Apr-24	Mr D.B. Gumede	Quotations		15-May-24	01-Jul-24	08-Jul-24	01-Aug-24	AWARDED	
Upgrading of Server (Offsite Backups and Disaster Recovery)	R 650,000.00	30-Apr-24	Mr D.B. Gumede	Tender		15-May-24	01-Jul-24	08-Jul-24	01-Aug-24	AWARDED	
Fiber Connection (WiFi AP, Switches, Routers and Network cables) new sites	R 1,000,000.00	30-Apr-24	Mr D.B. Gumede	Tender		15-May-24	01-Jul-24	08-Jul-24	01-Aug-24	AWARDED	
Anti- Virus	R 120,000.00	contract in place till Jan 2026	Mr D.B. Gumede	contract in place till Jan 2026		contract in place till Jan 2026	contract in place till Jan 2026	contract in place till Jan 2026	contract in place till Jan 2026	CONTRACT IN PLACE	
Specialised Computer (Email, Website & Consulting)	R 1,500,000.00	08-Jun-24	Mr D.B. Gumede	Tender		31-Jul-24	02-Sep-24	09-Sep-24	31-Oct	AWARDED	
ICT Strategy (Information Services, general expenses)	R 250,000.00	30-Apr-24	Mr D.B. Gumede	Tender		31-Jul-24	02-Sep-24	09-Sep-24	31-Oct	AWARDED	
ICT Master Plan & Review (ICT Processes incl Municipal Corporate Governance ICT Policy	R 450,000.00	03-Jun-24	Mr D.B. Gumede	Tender		31-Jul-24	02-Sep-24	09-Sep-24	31-Oct	AWARDED	
Cyber Security Readiness & Conduct Awareness	R 500,000.00	03-Jun-24	Mr D.B. Gumede	Tender		31-Jul-24	02-Sep-24	09-Sep-24	31-Oct	AWARDED	
ICT Environmental & and vulnerability assessments (CYBER SECURITY)	R 500,000.00	01-Aug-24	Mr D.B. Gumede	Tender		02-Sep-24	02-Oct-24	07-Oct-24	07-Dec-24	AWARDED	
Construction of Zwelisha Creche Ward 2	R 4,500,000.00	Construction - 30 April 2024	PMU Manager	6 Months	Competitive Bidding	10-May-24	27-May-24	21-Jun-24	01-Jul-24	AWARDED	
Construction of Khubeni Crèche Ward 3	R 4,000,000.00	Construction - 30 April 2024	PMU Manager	6 Months	Competitive Bidding	10-May-24	27-May-24	21-Jun-24	01-Jul-24	AWARDED	

Roads Maintenance in Ward 10	R	500,000.00	15-Apr-24	P Malinga	9 months	Formal Quotation (Panel)	N/A	sourcing Quotation	22-May-24	29-May-24	PANEL IN PLACE
Roads Maintenance in Ward 11	R	500,000.00	15-Apr-24	P Malinga	9 months	Formal Quotation (Panel)	N/A	sourcing Quotation	22-May-24	29-May-24	PANEL IN PLACE
Roads Maintenance in Ward 12	R	500,000.00	15-Apr-24	P Malinga	9 months	Formal Quotation (Panel)	N/A	sourcing Quotation	22-May-24	29-May-24	PANEL IN PLACE
Roads Maintenance in Ward 13	R	500,000.00	15-Apr-24	P Malinga	9 months	Formal Quotation (Panel)	N/A	sourcing Quotation	22-May-24	29-May-24	PANEL IN PLACE
Roads Maintenance in Ward 14	R	500,000.00	15-Apr-24	P Malinga	9 months	Formal Quotation (Panel)	N/A	sourcing Quotation	22-May-24	29-May-24	PANEL IN PLACE
Roads Maintenance in Ward 15	R	500,000.00	15-Apr-24	P Malinga	9 months	Formal Quotation (Panel)	N/A	sourcing Quotation	22-May-24	29-May-24	PANEL IN PLACE
General Expenses (Materials and Supplies- Plastic Bags)	R	500,000.00	Contract in process	Rdeleu L	36 Months	as and when needed	N/A	as and when needed	as and when needed	n/a	PANEL IN PLACE
Construction of Creighton Storm water	R	1,000,000.00	01-May-24	N Basi	6 months	Competitive bidding	06-May-24	29-May-24	20-Jun-24	15-Jul-24	CONSULTANT AWARDED
Outsourced Services:Cleaning Services	R	200,000.00	Contract in process	C Dlamini	36 Months	as and when needed	N/A	as and when needed	as and when needed	N/A	CONTRACT IN PLACE
Outsourced Services:Clearing and Grass Cutting Services (Cutting of Trees)	R	200,000.00	Contract in process	C Dlamini and B Dlamini	36 Months		06-May-24	30-Jun-24	15-Jul-24	15-Aug-24	AWARDED
Outsourced Services:Sewerage Services	R	500,000.00	Contract in process	C Dlamini	36 Months	as and when needed	N/A	as and when needed	as and when needed	N/A	PANEL IN PLACE
Contractors:Gardening Services	R	100,000.00	on going	C Dlamini and B Dlamini	on going	Quotation	on going	on going	on going	on going	AWARDED
Inventory Consumed:Materials and Supplies	R	350,000.00	on going	C Dlamini and B Dlamini	on going	Quotation	on going	on going	on going	on going	AWARDED
Operational Costs:Signage	R	130,000.00	30-Apr-24	L Blose	Once off	Quotation	N/A	15-Jul-24	31-Jul-23	06-Aug-23	PANEL IN PLACE
Operational Costs:Uniform and Protective Clothing	R	1,200,000.00	Panel In Place	C Dlamini	36 Months	Quotations					CONTRACT IN PLACE
Training of Jockeys	R	15,000.00	Jun-24	Mr Xaba		Quotations					AWARDED
Training of Coaches	R	30,000.00	Jun-24	Mr Xaba		Quotations					AWARDED
Training of Artist	R	45,000.00	01-Jun-24	Mr Xaba		Quotations					AWARDED
Training of Crafters	R	45,000.00	01-Jun-24	Mr Xaba		Quotations					AWARDED
Dr NDO Horse race	R	40,000.00	Jun-24	Mr Xaba		Quotations					AWARDED
Bongumusa Training Marathon	R	40,000.00	Jun-24	Mr Xaba		Quotations					AWARDED
Sani Stegger	R	40,000.00	Jun-24	Mr Xaba		Quotations					AWARDED
Harry Gwala Summer Cup	R	40,000.00	01-Jun-24	Mr Xaba		Quotations					AWARDED
Sazi Langal(AJUDICATIONAL ZONE)	R	40,000.00	01-Sep-24	Mr Xaba		Quotations					AWARDED
Willy Mtolo	R	40,000.00	Sep-24	Mr Xaba		Quotations					AWARDED
Arts and Culture Competition	R	320,000.00	Sep-24	Mr Xaba		Tender					AWARDED
Unkhosi wotMhlanga	R	160,000.00	May-24	Mr Xaba		Quotations					AWARDED
Unkhosi wotMhlanga	R	160,000.00	Jul-24	Mr Xaba		Quotations					AWARDED
Youth Camp	R	100,000.00	01-June-24	Mr. W Mbanjwa		Quotations					AWARDED
Back2school Campaign	R	150,000.00	Oct-24	Mr. W Mbanjwa		Quotations					AWARDED
Matric Awards	R	190,000.00	Oct-24	Mr. W Mbanjwa		Quotations					AWARDED
Youth Games(team awards)	R	299,000.00	Oct-24	Mr. W Mbanjwa		Quotations, Tender					AWARDED
	R	200,000.00	Oct-24	Mr. W Mbanjwa		Quotations					TEAM AWARDS
Drivers License Training	R	220,000.00	Nov-24	Mr. W Mbanjwa		Quotations					CONTRACT IN PLACE
Security Training	R	300,000.00	Sep-24	Mr. W Mbanjwa		Tender					BID EVALUATION COMMITTEE
Curier Exhibition	R	154,500.00	Jan-24	Mr. W Mbanjwa		Quotations					DONE
Youth Commemoration	R	60,000.00	Mar-24	Mr. W Mbanjwa		Quotations					DONE
Golden Games	R	100,000.00	24-Jun	Miss. L Zuma		Quotations					AWARDED
Disability Programms	R	100,000.00	Aug-24	Miss. L Zuma		Quotations					AWARDED
Senior Citizens Programms	R	100,000.00	Aug-24	Miss. L Zuma		Quotations					AWARDED
World Aids Day	R	80,000.00	24-Oct	Miss. L Zuma		Quotations					AWARDED
Mayors Cup	R	980,000.00	Jul-24	Miss. L Zuma		Tender					AWARDED
Procurement of PPEs (Parks and Cemeteries equipment)		RS0 000.00	01-Jul	Mrs. TP Maphanga		Quotation					AWARDED
Water Backing Up System(reticulation system)		R100 000.	01-Oct-24	Mr SR Zondi		Quotation					AWARDED
Construction of OSs houses	R	626,000.00	01-Apr-24	Ms M Chya		Quotation					PANEL IN PLACE
Procurement of Disaster Relief	R	465,000.00		Mr W Dlamini		Tender	01-Apr-24	01-Jun-24	01-Jul-24	01-Jul-24	PANEL IN PLACE
Procurement of Transport Assets	R	7,450,000.00	01-Apr-24	Mr Dlamini& Ms Nkandl		TRANSVERSAL	01-Apr-24	01-Jun-24	01-Jul-24	01-Aug-24	AWARDED
Installation of Buglar guards at Creighton Library	R	300,000.00	01-Apr-24	Mr W Dlamini		Tender	01-Apr-24	01-Jul-24	01-Aug-24	01-Sep-24	AWARDED
Procurement of plant and Equipment Cemetery	R	230,000.00	01-Apr-24	Ms Maphanga		Tender					AWARDED
Municipal Pound Fencing	R	600,000.00	01-Apr-24	Mr W Dlamini		Tender	01-Apr-24	01-Jul-24	01-Aug-24	01-Sep-24	CANCELLED

Procurement of Plant and Equipment(Fire fighting equipment 3 year contract)	R 755,000.00	01-Apr-24	Mr W Dlamini		Tender	September 2024	01-Oct-24		November	REVERT AWARDED
Construction of Municipal Stand	R 2,200,000.00	01-Apr-24	Mr W Dlamini		Tender	01-Apr-24	01-Jul-25	01-Aug-24	01-Sep-24	AWARDED
Procurement of computers for libraries	R 100,000.00	01-Apr-24	Mr W Dlamini		Quotation	01-Apr-24	01-Jul-24	01-Aug-24	01-Sep-24	AWARDED
Mobile Library	R 3,500,000.00	01-Apr-24	Mr W Dlamini		Tender	01-Apr-24	01-Jul-25	01-Aug-24	01-Sep-24	AWARDED
Procurement of Computer Software for Libraries	R 50,000.00	01-Apr-24	Mr W Dlamini		Tender	01-Apr-24	01-Jul-24	01-Aug-24	01-Sep-24	AWARDED
Nkwezela Borehole drilling and installatio	R 300,000.00	01-Apr-24	Mr W Dlamini		Tender	01-Apr-24	01-Jul-24	01-Aug-24	01-Sep-24	MOVED TO NEXT FINANCIAL YEAR DUE TO BUDGET LIMITATIONS
Traffic Lights in Underberg	R 800,000.00	01-Apr-24	Mr W Dlamini		Tender	01-May-24	01-Jul-24	01-Aug-24	01-Sep-24	BID SPECIFICATION COMMITTEE
Building of DLTC (Designs)	R 500,000.00	01-Apr-24	Mr W Dlamini		Tender					AWARDED
Disaster Manage ment Gadgets	R 750,000.00	01-Apr-24	Mr W Dlamini		Tender	01-May-24	01-Jul-24	01-Aug-24	01-Sep-24	AWARDED
Procurement of furniture and Equipment Community safety	R 600,000.00	01-Apr-24	Mr W Dlamini		Tender	01-May-24	01-Jul-24	01-Aug-24	01-Sep-24	AWARDED
Plant and Equipment (Lightning conductors)	R 260,000.00	01-Apr-24	Mr W Dlamini		Tender	01-Apr-24	01-Jun-24	01-Jul-24	01-Jul-24	ADVERTISED AS PANEL
Plant and Equipment (Fire Services)	R 485,000.00	01-Apr-24	Mr W Dlamini		Tender	01-May	01-Jul-24	01-Aug-24	01-Sep-24	AWARDED
Uniform and Protective Clothing (Uniform)	R 55,000.00	01-Apr-24	Mr W Dlamini		Tender	01-May-24	01-Jul-24	01-Aug-24	01-Sep-24	PANEL IN PLACE
Uniform and Protective Clothing (fire lighting kit)	R 1,000,000.00	01-Apr-24	Mr W Dlamini		Tender	01-May-24	01-Jul-24	01-Aug-24	01-Sep-24	PANEL IN PLACE
Uniform (Volunteers)	R 250,000.00	01-Apr-24	Mr W Dlamini		Tender	01-May-24	01-Jul-24	01-Aug-24	01-Sep-24	PANEL IN PLACE
Gift and Promotional Material Procurement of fire services banners	R 50,000.00	01-Apr-24	Mr W Dlamini		Quotation	01-Apr-24	01-Aug-24	01-Sep-24	01-Oct-24	AWARDED
Library Promotional material	R 75,632.00	01-Apr-24	Mr W Dlamini		Tender	01-May	01-Jul-24	01-Sep-24	01-Sep-24	AWARDED
Maintenance of Equipment (ride on mower)	R 120,425.00	01-Apr-24	Mr W Dlamini		Quotation	01-Jun	01-Sep-24	01-Oct-24	01-Nov-24	CONTRACT IN PLACE
Animal Care	R 500,000.00	01-Apr-24	Mr W Dlamini		Tender	01-May	01-Jul-24	01-Aug-24	01-Oct-24	CONTRACT IN PLACE
Panel of Internal Audit Services	R 500,000.00	Not yet submitted	Miss N Minto	3 years	Tender	Apr-25	May-25	Jun-25	Jun-25	PANEL IN PLACE
IDP/Budget Roadshows	R 874,456.00	Aug-24	Mrs NN Vekalisa	Once off	Quotation	Aug-24	NA	Aug-24	Sep-24	AWARDED
Training Programme for Ward Committees	R 250,000.00	15-Nov-24	Mrs NN Vekalisa	three years	Tender	15-Apr-24	30-Nov-23	30-Apr-24	30-May-24	AWARDED
Media Coordinator	R 900,000.00	Submitted	Mrs NN Vekalisa	three years	Tender	01-Feb-24	07-Feb-24	15-Mar-24	30-Mar-24	AWARDED
Mayor's Achievements & Awards	R 350,000.00	15-Jun-24	Mrs NN Vekalisa	Once off	Quotation	15-Jun-24	30-Jun-24	15-Jul-24	30-Jul-24	AWARDED
Procurement of Computer Equipment	R 320,000.00	01-Jul-24	Miss X Memela / Miss T Makahanya	Once off	Tender	01-Jul-24	1 Aug 2024	12-Aug-24	19-Aug-24	AWARDED
Actuals services	R 100,000.00	05-Apr-24	Miss X Memela / Miss T Makahanya	Once off	Quotation	15-Apr-24	15 May 2024	n/a	15-Jun-24	EVALUATION STAGE
Procurement of Parkhome	R 1,100,000.00	01-Jul-24	Miss X Memela / Miss T Makahanya	Once off	Tender	01-Jul-24	1 Aug 2024	12-Aug-24	19-Aug-24	AWARDED
Verification of Indigent	R 150,000.00	15-Apr-24	Nkomo Mkhize	Contract	Contract	01-May-24	1 Jun 2024	01-Aug-24	30-Aug-24	AWARDED
Barcodes for municipal assets	R 100,000.00	01-Jul-24	Mr Taylor	Once off	once off	01-Nov-24	1 Dec 2024	01-Jan-25		AWARDED
Procurement of Car Wash Equipment	R 500,000.00	01-Jul-24	Miss X Memela / Miss T Makahanya	Once off	Tender	15-03-2025				DESIGN STAGE
BIOMETRIC DOOR SYSTEM	R 100,000.00	14-Feb-25	Phillswa Dlamini	Once off	Quotation	25-Feb-25	10-04-2025	28-04-2025	20-05-2025	AWARDED
Procurement of Furniture and Equipment	R 195,000.00	01-Jul-24	Miss X Memela / Miss T Makahanya	Once off	Quotation	01-Jul-24	1 Aug 2024	12-Aug-24	19-Aug-24	AWARDED
Review of Spatial Development Framework	R500 000	3 Jun 2024	Mrs Dawe	Pannel	Jun-24	Jun-24	Jul-24	Aug-24	Sep-24	PLANNING CONSULTANTS
1x Blockmaking Training		24 Jul 2024	Mrs Dawe	Quotations	TBC	TBC	TBC	TBC	TBC	PANEL IS IN PLACE
1x events management training	R 755,000.00	24 Jul 2024	Mrs Dawe	Quotations	TBC	TBC	TBC	TBC	TBC	NO REQUEST SUBMITTED
1x Business Licensing Workshop		24 Jul 2024	Mrs Dawe	Quotations	TBC	TBC	TBC	TBC	TBC	READVERTISED SEVERAL TIMES NAD SERVICE PROVIDERS ARE NON-RESPONSIVE
Material and Equipment Support to Emerging Enterprises: Coops, Crafters, & SMMEs.(fencing material,hane and feed,goats and feed,building material , irrigation material , multipurpose trailer	R 2,235,329.00	24 Jun 2024	Mrs Dawe	Quotations	TBC	TBC	TBC	TBC	TBC	SOME ARE AWARDED , ADVERTISED AND SOME NO REQUEST/SUBMITTED
LED and Tourism strategy	R 100,000.00	1 Feb 2025	Mrs Dawe	quotation	TBC	TBC	TBC	TBC	TBC	EVALUATION STAGE
coal for steam locomotive	R 367,150.00	15-Jul-24	Mrs Dawe	Quotations	10-Aug-24	15-Aug	15-Sep-24	n/a	30-Oct-24	AWARDED

CONTRACT REGISTER AS AT 30 JUNE 2025

DR NKOSAZANA DUMINI ZUMA LOCAL MUNICIPALITY

	CONTRACT NUMBER	BID/QUOTATION NUMBER	ORDR NO	CONTRACT TYPE	APPOINTED BIDDER	CENTRAL SUPPLIER DATABASE REGISTRATION NO	PARTY TYPE	MUNICIPALITY VOTE/DEPARTMENT	DESCRIPTION OF GOODS/SERVICES/PROJECTS	CATEGORY	CONTRACT VALUE AS PER CONTRACT	CONTRACT AMOUNT PAID	BALANCE OF CONTRACT VALUE	PERCENTAGE ESCALATION	CONTRACT START DATE	CONTRACT END DATE	CONTRACT DURATION IN MONTHS	CONTRACT STATUS	CONTRACT EXTENSION PERIOD IN MONTHS	CONTRACT EXTENSION VALUE	COMMENTS				
	221	8/1/3/4/220	BTO-084/18/19	0	APPOINTMENT LETTER	MC NTSHAUNTSU ATTORNEYS	MAAA0640612	PRIVATE SECTOR INSTITUTION	BUDGET & TREASURY	PROVISION FOR PANEL OF ATTORNEYS	LEGAL SERVICES	BASED ON APPROVED RATE OF R1200	1 353 194,16	R	-	0	01/10/2019	31/03/2026	36	EXTENDED	12 MONTHS	R	-	Contract has been extended for 12 months while the municipality is in a process of appointing new panel the contract will end 31/03/2026	
	222	8/1/3/4/221	BTO-084/18/19	0	APPOINTMENT LETTER	MATTHEW FRANCIS INC	MAAA0158432	PRIVATE SECTOR INSTITUTION	BUDGET & TREASURY	PROVISION FOR PANEL OF ATTORNEYS	LEGAL SERVICES	BASED ON APPROVED RATE OF R1200	1 399 124,96	R	-	0	01/10/2019	31/03/2026	36	EXTENDED	12 MONTHS	R	-	Contract has been extended for 12 months while the municipality is in a process of appointing new panel the contract will end 31/03/2026	
	223	8/1/3/4/222	BTO-084/18/19	0	APPOINTMENT LETTER	LUTHULI SITHOLE INCORPORATION	MAAA0150773	PRIVATE SECTOR INSTITUTION	BUDGET & TREASURY	PROVISION FOR PANEL OF ATTORNEYS	LEGAL SERVICES	BASED ON APPROVED RATE OF R1200	115 801,87	R	-	0	01/10/2019	31/03/2026	36	EXTENDED	12 MONTHS	R	-	Contract has been extended for 12 months while the municipality is in a process of appointing new panel the contract will end 31/03/2026	
	307	8/1/3/4/306	BTO-8042/20/21	0	SERVICE LEVEL AGREEMENT	BPG MASS APPRAISALS	MAAA0005859	PRIVATE SECTOR INSTITUTION	BUDGET & TREASURY	GENERAL VALUATION AND PREPARATION OF VALUATION ROLL FOR IMPLEMENTATION 1 JULY 2022	PROFESSIONAL SERVICES	R 1 802 959,00	1 545 884,26	R	257 074,74	-	26/05/2021	30/06/2027	73	CURRENT	0	R	-		
	314	8/1/3/4/313	PD-8032/20/21	0	SERVICE LEVEL AGREEMENT	ISIBUKODEVELOPMENT PLANNERS	MAAA0322263	PRIVATE SECTOR INSTITUTION	PLANNING & DEVELOPMENT	PANEL OF 6 TOWN PLANNING CONSULTANTS TO PROVIDE TOWN PLANNING SERVICES	PROFESSIONAL SERVICES	IT IS BASED ON THE RATE PER HOUR OF R6 957,50 FOR ALL DIFFERENT DISCUSSION	890 821,27	R	-	-	01/07/2021	30/06/2025	36	EXTENDED	12	R	-	Contract has been extended for a period of 12 months to finalise project that the service provider is still working on It for the order issued on the 20/01/2024 .	
	315	8/1/3/4/314	PD-8032/20/21	0	SERVICE LEVEL AGREEMENT	ZIPHELELE PLANNING AND ENVIRONMENTAL CONSULTANCY	MAAA0114162	PRIVATE SECTOR INSTITUTION	PLANNING & DEVELOPMENT	PANEL OF 6 TOWN PLANNING CONSULTANTS TO PROVIDE TOWN PLANNING SERVICES	PROFESSIONAL SERVICES	IT IS BASED ON THE RATE PER HOUR OF R5 822,50 FOR ALL DIFFERENT DISCUSSION	3 146 403,68	R	-	-	01/07/2021	30/06/2025	36	EXTENDED	12	R	-	Contract has been extended for a period of 12 months to finalise projects that the service provider is still working on them due to lengthy processes of the projects	
	332	8/1/3/4/331	PWBS-8015/20/21	0	SERVICE LEVEL AGREEMENT	SINOHYDRO CONSULTANTS (PTY) LTD	MAAA0219571	PRIVATE SECTOR INSTITUTION	TECHNICAL & INFRASTRUCTURE SERVICES	ENVIRONMENTAL CONSULTANTS TO RENDER PROFESSIONAL ENVIRONMENTAL MANAGEMENT SERVICES FOR DR NDOZI MUNICIPALITY	CONSULTING FEES	IT IS BASED ON THE APPROVED RATE	3 269 087,56	R	-	-	21/09/2021	21/09/2025	36	EXTENDED	6	R	-	The contract has been extended for a period of 6 months to finalise ongoing projects and review of integrated waste management plan from21/03/2025 to 21/09/2025	
	338	8/1/3/4/337	PWBS-8002/21/22	0	SERVICE LEVEL AGREEMENT	TPA CONSULTING CC	MAAA0304105	CLOSE CORPORATION INSTITUTION	TECHNICAL & INFRASTRUCTURE SERVICES	PANEL OF 5 SERVICE PROVIDERS FOR THE PROJECT MANAGEMENT OF CAPITAL PROJECTS	CONSULTING FEES	IT IS BASED ON THE APPROVED RATE OF 11% FOR THE WHOLE PERIOD	2 393 414,44	R	-	-	12/10/2021	11/12/2025	36	EXTENDED	13 MONTHS	R	-	Contract has been extended for a period of 13 months to finalise the projects that were started before the contract ends	
71	8/1/3/4/338	PWBS-8002/21/22	0	SERVICE LEVEL AGREEMENT	PMA ENGINEERS PTY LTD	MAAA0132262	CLOSE CORPORATION INSTITUTION	TECHNICAL & INFRASTRUCTURE SERVICES	PANEL OF 5 SERVICE PROVIDERS FOR THE PROJECT MANAGEMENT OF CAPITAL PROJECTS	CONSULTING FEES	IT IS BASED ON THE APPROVED RATE OF 10% FOR THE WHOLE PERIOD	3 246 325,81	R	-	-	32/10/2021	11/12/2025	36	EXTENDED	13 MONTHS	R	-	Contract has been extended for a period of 13 months to finalise the projects that were started before the contract ends		
1	8/1/3/4/339	PWBS-8002/21/22	0	SERVICE LEVEL AGREEMENT	MASAKHEKULUNGE PROJECT MANAGERS AND CONSULTANTS	MAAA0356330	CLOSE CORPORATION INSTITUTION	TECHNICAL & INFRASTRUCTURE SERVICES	PANEL OF 5 SERVICE PROVIDERS FOR THE PROJECT MANAGEMENT OF CAPITAL PROJECTS	CONSULTING FEES	IT IS BASED ON THE APPROVED RATE OF 12% FOR THE WHOLE PERIOD	3 732 850,91	R	-	-	12/10/2021	11/12/2025	36	EXTENDED	13 MONTHS	R	-	Contract has been extended for a period of 13 months to finalise the projects that were started before the contract ends		
	341	8/1/3/4/340	PWBS-8002/21/22	0	SERVICE LEVEL AGREEMENT	SHARDESH SEWJAL AND ASSOCIATES CC	MAAA0391744	CLOSE CORPORATION INSTITUTION	TECHNICAL & INFRASTRUCTURE SERVICES	PANEL OF 5 SERVICE PROVIDERS FOR THE PROJECT MANAGEMENT OF CAPITAL PROJECTS	CONSULTING FEES	IT IS BASED ON THE APPROVED RATE OF 8,5% FOR THE WHOLE PERIOD		R	-	-	12/10/2021	11/12/2025	36	EXTENDED	13 MONTHS	R	-	Contract has been extended for a period of 13 months to finalise the projects that were started before the contract ends	
	359	DEKWS4	CORP-8044/20/21		SERVICE LEVEL AGREEMENT	POWERVISION TECHNOLOGY	MAAA0352335	PRIVATE SECTOR INSTITUTION	HOSTING OF EMAILS AND WEBSITE FOR A PERIOD OF 3 YEARS		R 564 355,05	561 933,23	R	2 421,82	-	01/04/2022	31/03/2025	36	EXTENDED				Variation Order is for the additional work for SSL certificates, The contract has been extended on month to month basis		
	362	8/1/3/4/351	MM-8027/21/22		SERVICE LEVEL AGREEMENT	HTB CONSULTING	MAAA0145954	PRIVATE SECTOR INSTITUTION	OFFICE OF THE MUNICIPAL MANAGER	PANEL OF FIVE INTERNAL AUDIT (IA) SERVICES PROVIDERS		IT IS BASED ON THE APPROVED DPSA RATE	903 717,60	R	-	-	03/05/2022	30/06/2025	36	EXTENDED			0		
	367	8/1/3/4/366	COMM-8043/21/22	0	SERVICE LEVEL AGREEMENT	AMAPHEPHETSHWA AMAHLE TRADING AND PROJECT	MAAA0386806	PRIVATE SECTOR INSTITUTION	COMMUNITY & SOCIAL SERVICES	PANEL TO SUPPLY AND DELIVERY OF DISASTER RELIEF MATERIAL (MATTRESS AND BLANKETS)	OTHER	IT IS BASED ON THE RATES OF: BLANKET Y1:R400, Y2: R600, Y3: R800 SPONGE Y1: R800, Y2: R1 000, Y3: R1 200 AND PLASTIC SHEETING Y1: R250, Y2: R450, Y3: R650		R	-	-	01/07/2022	30/06/2025	36	EXTENDED	0	R	-	0	
	368	8/1/3/4/367	COMM-8043/21/22	0	SERVICE LEVEL AGREEMENT	DZIVI TRADING	MAAA0764131	PRIVATE SECTOR INSTITUTION	COMMUNITY & SOCIAL SERVICES	PANEL TO SUPPLY AND DELIVERY OF DISASTER RELIEF MATERIAL (MATTRESS AND BLANKETS)	OTHER	IT IS BASED ON THE RATES OF: BLANKET Y1:R508, Y2: R698, Y3: R798 SPONGE Y1: R572, Y2: R1 200, Y3: R1 428 AND PLASTIC SHEETING Y1: R690, Y2: R1 240, Y3: R1 490	247 876,00	R	-	-	01/07/2022	30/06/2025	36	EXTENDED	0	R	-	0	
	369	8/1/3/4/368	COMM-8043/21/22	0	SERVICE LEVEL AGREEMENT	MANTANGU TRADING AND PROJECTS	MAAA0334899	PRIVATE SECTOR INSTITUTION	COMMUNITY & SOCIAL SERVICES	PANEL TO SUPPLY AND DELIVERY OF DISASTER RELIEF MATERIAL (MATTRESS AND BLANKETS)	FACILITIES	IT IS BASED ON THE RATES OF: BLANKET Y1:R568, Y2: R375, Y3: R388 SPONGE Y1: R375, Y2: R885, Y3: R395 AND PLASTIC SHEETING Y1: R550, Y2: R595, Y3: R600		R	-	-	01/07/2022	30/06/2025	36	EXTENDED	0	R	-	0	
	370	8/1/3/4/369	COMM-8043/21/22	0	SERVICE LEVEL AGREEMENT	MABHUNYANA TRADING	MAAA0170622	PRIVATE SECTOR INSTITUTION	COMMUNITY & SOCIAL SERVICES	PANEL TO SUPPLY AND DELIVERY OF DISASTER RELIEF MATERIAL (MATTRESS AND BLANKETS)	FACILITIES	IT IS BASED ON THE RATES OF: BLANKET Y1:R380, Y2: R385, Y3: R390 SPONGE Y1: R800, Y2: R810, Y3: R815 AND PLASTIC SHEETING Y1: R159, Y2: R165, Y3: R169		R	-	-	01/07/2022	30/06/2025	36	EXTENDED	0	R	-	0	
	371	8/1/3/4/370	COMM-8043/21/22	0	SERVICE LEVEL AGREEMENT	KWAKHIZIMULA PTY LTD	MAAA1361721	PRIVATE SECTOR INSTITUTION	COMMUNITY & SOCIAL SERVICES	PANEL TO SUPPLY AND DELIVERY OF DISASTER RELIEF MATERIAL (MATTRESS AND BLANKETS)	FACILITIES	IT IS BASED ON THE RATES OF: BLANKET Y1:R375, Y2: R380, Y3: 385 SPONGE Y1: R790, Y2: R805, Y3: R810 AND PLASTIC SHEETING Y1: R160, Y2: 165, Y3: R170	68 700,00	R	-	-	01/07/2022	30/06/2025	36	EXTENDED	0	R	-	0	
	372	8/1/3/4/371	COMM-8043/21/22	0	SERVICE LEVEL AGREEMENT	MATHUTHA TRADING AND ENTERPRISE	MAAA047485	PRIVATE SECTOR INSTITUTION	COMMUNITY & SOCIAL SERVICES	PANEL TO SUPPLY AND DELIVERY OF DISASTER RELIEF MATERIAL (MATTRESS AND BLANKETS)	FACILITIES	IT IS BASED ON THE RATES OF: BLANKET Y1:R355, Y2: R375, Y3: R395 SPONGE Y1: R385, Y2: R395, Y3: R420 AND PLASTIC SHEETING Y1: R650, Y2: 700, Y3: R750	219 037,50	R	-	-	01/07/2022	30/06/2025	36	EXTENDED	0	R	-	0	
	374	8/1/3/4/373	BTO-8020/21/22	0	SERVICE LEVEL AGREEMENT	CAB HOLDINGS	MAAA0011456	PRIVATE SECTOR INSTITUTION	BUDGET & TREASURY	PROVISION OF PRINT AND POSTING STATEMENTS OF ACCOUNTS	OTHER	IT BASED ON THE APPROVED RATE OF R18,67	1 194 368,20	R	-	-	01/08/2022	31/07/2025	36	CURRENT	0	R	-	R	
	375	8/1/3/4/374	MM-8035/21/22	0	SERVICE LEVEL AGREEMENT	NOZULU FUNERAL MANAGEMINT	MAAA1086861	PRIVATE SECTOR INSTITUTION	EXECUTIVE COUNCIL	PANEL OF FUNERAL PARLOURS	OTHER	IT IS BASE ON THE APPROVED RATE OF R2 950,00	68 500,00	R	-	-	26/07/2022	25/07/2025	36	CURRENT	0	R	-	-	
	376	8/1/3/4/375	MM-8035/21/22	0	SERVICE LEVEL AGREEMENT	AMANDABA FUNERAL SERVICES	MAAA0197501	PRIVATE SECTOR INSTITUTION	EXECUTIVE COUNCIL	PANEL OF FUNERAL PARLOURS	OTHER	IT IS BASE ON THE APPROVED RATE OF R2 950,00	340 800,00	R	-	-	26/07/2022	25/07/2025	36	CURRENT	0	R	-	-	
	378	8/1/3/4/377	CORP-8065/20/21		SERVICE LEVEL AGREEMENT	KONICA MINOLTA SOUTH AFRICA	MAAA0007692	PRIVATE SECTOR INSTITUTION	CORPORATE SERVICES	SUPPLY, INSTALLATION AND MAINTENANCE OF PRINTING/PHOTOCOPIING MACHINES	OTHER	R 1 029 142,44	800 444,12	R	228 698,32	-	01/12/2022	30/11/2025	36	CURRENT	0	R	-	R	
	379	8/1/3/4/378	COMM-8049/21/22		SERVICE LEVEL AGREEMENT	TOTAL COMPUTER SERVICE (PTY) LTD	MAAA0826539	PRIVATE SECTOR INSTITUTION	COMMUNITY & SOCIAL SERVICES	SUPPLY, INSTALLATION AND MAINTENANCE OF TRAFFIC CONTRAVENTION MANAGEMENT SYSTEM	OTHER	R 58 765,00	39 175,95	R	19 589,05	-	01/09/2022	31/08/2025	36	CURRENT	0	R	-	R	
	386	8/1/3/4/385	COMM-8011/22/23		SERVICE LEVEL AGREEMENT	TRADEWIND MAINTENANCE	MAAA0187946	PRIVATE SECTOR INSTITUTION	COMMUNITY & SOCIAL SERVICES	SUPPLY, DELIVERY AND INSTALLATION OF LIGHTNING CONDUCTORS FOR A PERIOD OF 3 YEARS	OTHER	It is based on the following rates: year one R5 175, year two R5 750 and year three R6 325	437 000,00	R	-	-	03/10/2022	03/10/2025	36	EXTENDED	0	R	-	R	
	389	8/1/3/4/388	CORP-8045/21/22		SERVICE LEVEL AGREEMENT	EARLYWORK 266 T/A NASHUA	MAAA00011277	PRIVATE SECTOR INSTITUTION	CORPORATE SERVICES	PROVISION OF TELEPHONES FOR A PERIOD OF 3 YEARS	MUNICIPAL SERVICES	R 1 384 688,21	1 192 542,72	R	192 345,49	-	01/12/2022	30/11/2025	36	EXTENDED	0	R	-	R	
	404	8/1/3/4/403	COMM-8015/22/23		SERVICE LEVEL AGREEMENT	ABENKANYEZI CONSTRUCTION AND KITCHEN CC	MAAA0052202	PRIVATE SECTOR INSTITUTION	COMMUNITY SERVICES	PROVISION OF DRIVERS LICENCE TRAINING FOR A PERIOD OF 3 YEARS	OTHER	IT IS BASED ON THE APPROVED RATE OF R35 700 INCLUDING DIFFERENT LICENCE CODES	456 062,86	R	-	0	01/03/2023	28/02/2026	36	EXTENDED	R	-	R	-	R
	405	8/1/3/4/402	COMM-8020/22/23		SERVICE LEVEL AGREEMENT	NOMZAMEMHLE TRADING (PTY) LTD	MAAA0426025	PRIVATE SECTOR INSTITUTION	COMMUNITY SERVICES	PANEL OF 3 SERVICE PROVIDERS TO SUPPLY AND DELIVER TRAFFIC, POUND, FIRE FIGHTERS, DISASTER MANAGEMENT DEPARTMENT UNIFORM FOR A PERIOD OF 3 YEARS	OTHER	IT IS BASED ON THE APPROVED FOLLOWING RATE YEAR 1 R92366,96, YEAR 2 IT'S 7,1% AND YEAR 3 IT'S 7,6%		R	-	0	01/02/2023	31/01/2026	36	EXTENDED	R	-	R	-	R
	406	8/1/3/4/403	COMM-8020/22/23	0	SERVICE LEVEL AGREEMENT	SPARKS AND ELLIS (PTY) LTD	MAAA0099943	PRIVATE SECTOR INSTITUTION	COMMUNITY SERVICES	PANEL OF 3 SERVICE PROVIDERS TO SUPPLY AND DELIVER TRAFFIC, POUND, FIRE FIGHTERS, DISASTER MANAGEMENT DEPARTMENT UNIFORM FOR A PERIOD OF 3 YEARS	OTHER	IT IS BASED ON THE APPROVED RATE R249 089,01	548 999,96	R	-	0	01/02/2023	31/01/2026	36	EXTENDED	0	R	-	0	

	CONTRACT NUMBER	BID/ QUOTATION NUMBER	ORDER NO	CONTRACT TYPE	APPOINTED BIDDER	CENTRAL SUPPLIER DATABASE REGISTRATION NO	PARTY TYPE	MUNICIPALITY NOTED/DEPARTMENT	DESCRIPTION OF GOODS/SERVICES/PROJECTS	CATEGORY	CONTRACT VALUE AS PER CONTRACT	CONTRACT AMOUNT PAID	BALANCE OF CONTRACT VALUE	PERCENTAGE ESCALATION	CONTRACT START DATE	CONTRACT END DATE	CONTRACT DURATION IN MONTHS	CONTRACT STATUS	CONTRACT EXTENSION PERIOD IN MONTHS	CONTRACT EXTENSION VALUE	COMMENTS
407	8/1/3/4/404	CORP-B048/22/23		SERVICE LEVEL AGREEMENT	AUMSOFT TECHNOLOGY PTY LTD	MAAA0064545	PRIVATE SECTOR INSTITUTION	CORPORATE SERVICES	SUPPLY INSTALLATION OF ANTI-VIRUS SOFTWARE FOR 200 USERS FOR A PERIOD OF 3 YEARS	OTHER	R 302 735,18	302 735,18	R -	0	10/02/2023	09/02/2026	36	EXPIRED	0	R -	
412	8/1/3/4/408	COMM-B050/22/23		SERVICE LEVEL AGREEMENT	NTSHENGULA TRADING ENTERPRISE	MAAA08233453	PRIVATE SECTOR INSTITUTION	COMMUNITY SERVICES	SUPPLY AND DELIVERY OF GIFT VOUCHERS FOR BACK TO SCHOOL UNIFORM FOR PERIOD OF YEAR CONTRACT	OTHER	R 306 066,95	306 066,95	R -	0	23/01/2023	23/01/2026	36	EXPIRED	3	R -	Contract has been extended for a period of 2 months due to delays in commencing the projects because of SOD turning that delayed to take place. Notice of breach of contract and poor performance was sent to service provider
415	8/1/3/4/411	PWBS-B031/22/23		SERVICE LEVEL AGREEMENT	MAJIKI CONSTRUCTION	MAAA00411357	PRIVATE SECTOR INSTITUTION	PUBLIC WORKS AND BASIC SERVICE	PANEL OF SERVICE PROVIDERS FOR HIRE OF CONSTRUCTION PLANT TO SERVICE THE MUNICIPALITY	CONSTRUCTION	R 187 300,35	-	R -	0	13/02/2023	12/02/2026	36	EXPIRED	0	R -	
416	8/1/3/4/412	PWBS-B031/22/23		SERVICE LEVEL AGREEMENT	MIDMAR PLANT HIRE CC	MAAA0000611	PRIVATE SECTOR INSTITUTION	PUBLIC WORKS AND BASIC SERVICE	PANEL OF SERVICE PROVIDERS FOR HIRE OF CONSTRUCTION PLANT TO SERVICE THE MUNICIPALITY	CONSTRUCTION	R 188 285,50	-	R -	0	13/02/2023	12/02/2026	36	EXPIRED	0	R -	
417	8/1/3/4/413	PWBS-B031/22/23		SERVICE LEVEL AGREEMENT	EKENE INVESTMENTS CC	MAAA0012316	PRIVATE SECTOR INSTITUTION	PUBLIC WORKS AND BASIC SERVICE	PANEL OF SERVICE PROVIDERS FOR HIRE OF CONSTRUCTION PLANT TO SERVICE THE MUNICIPALITY	CONSTRUCTION	R 103 801,30	-	R -	0	13/02/2023	12/02/2026	36	EXPIRED	0	R -	
418	8/1/3/4/414	PWBS-B31/22/23		SERVICE LEVEL AGREEMENT	MBOVA CONSTRUCTION	MAAA0128413	PRIVATE SECTOR INSTITUTION	PUBLIC WORKS AND BASIC SERVICE	PANEL OF SERVICE PROVIDERS FOR HIRE OF CONSTRUCTION PLANT TO SERVICE THE MUNICIPALITY	CONSTRUCTION	R 351 601	-	R -	0	13/02/2023	12/02/2026	36	EXPIRED	0	R -	
419	8/1/3/4/415	PWBS-B031/22/23		SERVICE LEVEL AGREEMENT	AQUA TRANSPORT & PLANT HIRE PTY LTD	MAAA0000492	PRIVATE SECTOR INSTITUTION	PUBLIC WORKS AND BASIC SERVICE	PANEL OF SERVICE PROVIDERS FOR HIRE OF CONSTRUCTION PLANT TO SERVICE THE MUNICIPALITY	CONSTRUCTION	R 1 960 699,40	-	R -	0	13/02/2023	12/02/2026	36	EXPIRED	0	R -	
420	8/1/3/4/416	PWBS-B031/22/23		SERVICE LEVEL AGREEMENT	UKWAZI HOME DEVELOPMENT PROJECTS	MAAA0324299	PRIVATE SECTOR INSTITUTION	PUBLIC WORKS AND BASIC SERVICE	PANEL OF SERVICE PROVIDERS FOR HIRE OF CONSTRUCTION PLANT TO SERVICE THE MUNICIPALITY	CONSTRUCTION	R 372 205,21	-	R -	0	13/02/2023	12/02/2026	36	EXPIRED	0	R -	
421	8/1/3/4/417	PWBS-B031/22/23		SERVICE LEVEL AGREEMENT	CONAN CONSTRUCTION CC	MAAA0307591	PRIVATE SECTOR INSTITUTION	PUBLIC WORKS AND BASIC SERVICE	PANEL OF SERVICE PROVIDERS FOR HIRE OF CONSTRUCTION PLANT TO SERVICE THE MUNICIPALITY	CONSTRUCTION	R 4 231 545,00	-	R -	0	13/02/2023	12/02/2026	36	EXPIRED	0	R -	
422	12/	PWBS-B31/22/23		SERVICE LEVEL AGREEMENT	INGIKA TRADING	MAAAD176045	PRIVATE SECTOR INSTITUTION	PUBLIC WORKS AND BASIC SERVICE	PANEL OF SERVICE PROVIDERS FOR HIRE OF CONSTRUCTION PLANT TO SERVICE THE MUNICIPALITY	CONSTRUCTION	R 18 010 788,25	-	R -	0	13/02/2023	12/02/2026	36	EXPIRED	0	R -	
423	8/1/3/4/419	PWBS-B031/22/23		SERVICE LEVEL AGREEMENT	MAGUBANE PLANT AND CONTRACTORS CC	MAAA0033345	PRIVATE SECTOR INSTITUTION	PUBLIC WORKS AND BASIC SERVICE	PANEL OF SERVICE PROVIDERS FOR HIRE OF CONSTRUCTION PLANT TO SERVICE THE MUNICIPALITY	CONSTRUCTION	R 1 225 465,76	-	R -	0	13/02/2023	12/02/2026	36	EXPIRED	0	R -	
424	8/1/3/4/420	PWBS-B031/22/23		SERVICE LEVEL AGREEMENT	MPILEBANI PROJECTS PTY LTD	MAAA0454566	PRIVATE SECTOR INSTITUTION	PUBLIC WORKS AND BASIC SERVICE	PANEL OF SERVICE PROVIDERS FOR HIRE OF CONSTRUCTION PLANT TO SERVICE THE MUNICIPALITY	CONSTRUCTION	R 8 096 924,75	-	R -	0	13/02/2023	12/02/2026	36	EXPIRED	0	R -	
427	8/1/3/4/422	PWBS-B046/22/23		SERVICE LEVEL AGREEMENT	MOBILE TELEPHONE NETWORK	MAAA0034729	PRIVATE SECTOR INSTITUTION	CORPORATE SERVICES	PROVISION OF INTERNET SERVICE FOR A PERIOD OF 3 YEARS	OTHER	R 2 412 191,30	-	R -	0	13/02/2023	12/02/2026	36	EXPIRED	0	R -	
429	8/1/3/4/424	BTO-B014/22/23		SERVICE LEVEL AGREEMENT	PETAL OFFICE TRADING	MAAA1114783	PRIVATE SECTOR INSTITUTION	BUDGET & TREASURY OFFICE	PROVISION OF VEHICLE BRANDING	OTHER	R 1 264 297,79	-	R 1 147 894,11	0	16/02/2023	15/02/2026	36	EXPIRED	0	R 312 736,50	VO of R312 736,50 was made to accommodate new buildings that were built after the tender was advertised.
4231	8/1/3/4/426	PWBS-B033/22/23	0	SERVICE LEVEL AGREEMENT	KHULANGWANE TRADING PTY LTD	MAAA0232351	PRIVATE SECTOR INSTITUTION	PUBLIC WORKS AND BASIC SERVICE	PANEL OF SERVICE PROVIDERS TO SUPPLY AND DELIVERY OF PWBS PROTECTIVE CLOTHING	OTHER	R 515 210,89	-	R -	0	01/03/2023	28/02/2026	36	EXPIRED	0	R -	
432	8/1/3/4/427	PWBS-B033/22/23	0	SERVICE LEVEL AGREEMENT	NATHSRIVELLE PTY LTD	MAAA0738814	PRIVATE SECTOR INSTITUTION	PUBLIC WORKS AND BASIC SERVICE	PANEL OF SERVICE PROVIDERS TO SUPPLY AND DELIVERY OF PWBS PROTECTIVE CLOTHING	OTHER	R 207 545,00	-	R -	0	15/03/2023	15/03/2026	36	EXPIRED	0	R -	
433	8/1/3/4/428	PWBS-B033/22/23	0	SERVICE LEVEL AGREEMENT	NOMZAMENHLE TRADING (PTY) LTD	MAAA0426025	PRIVATE SECTOR INSTITUTION	PUBLIC WORKS AND BASIC SERVICE	PANEL OF SERVICE PROVIDERS TO SUPPLY AND DELIVERY OF PWBS PROTECTIVE CLOTHING	OTHER	R 1 314 305,10	-	R -	0	15/03/2023	15/03/2026	36	EXPIRED	0	R -	
434	8/1/3/4/429	PWBS-B033/22/23	0	SERVICE LEVEL AGREEMENT	KWAKHAZIMULA PTY LTD	MAAA1161721	PRIVATE SECTOR INSTITUTION	PUBLIC WORKS AND BASIC SERVICE	PANEL OF SERVICE PROVIDERS TO SUPPLY AND DELIVERY OF PWBS PROTECTIVE CLOTHING	OTHER	R 1 314 305,10	-	R -	0	15/03/2023	15/03/2026	36	EXPIRED	0	R -	
436	8/1/3/4/431	CORP-B045/22/23	0	SERVICE LEVEL AGREEMENT	BSK HEALTH SERVICE PTY LTD	MAAA1145965	PRIVATE SECTOR INSTITUTION	CORPORATE SERVICES	PANEL OF OCCUPATIONAL HEALTH PROFESSIONALS	PROFESSIONAL SERVICES	R 39 576,00	-	R -	0	02/05/2023	30/04/2026	36	EXPIRED	0	R -	The service provide have been served with notice of poor performance.
435	8/1/3/4/432	CORP-B045/22/23	0	SERVICE LEVEL AGREEMENT	DR L.G NEMUKONGWE INCORPORATED	MAAA0170037	PRIVATE SECTOR INSTITUTION	CORPORATE SERVICES	PANEL OF OCCUPATIONAL HEALTH PROFESSIONALS	PROFESSIONAL SERVICES	R 21 769,50	-	R 21 769,50	0	02/05/2023	30/04/2026	36	EXPIRED	0	R -	
436	8/1/3/4/433	CORP-B045/22/23	0	SERVICE LEVEL AGREEMENT	DR MTIMKHULU EZM INC	MAAA1028425	PRIVATE SECTOR INSTITUTION	CORPORATE SERVICES	PANEL OF OCCUPATIONAL HEALTH PROFESSIONALS	PROFESSIONAL SERVICES	R 24 457,00	-	R -	0	02/05/2023	30/04/2026	36	EXPIRED	2	R -	
437	8/1/3/4/434	CORP-B045/22/23	0	SERVICE LEVEL AGREEMENT	NNY TRADING	MAAAD175890	PRIVATE SECTOR INSTITUTION	CORPORATE SERVICES	PANEL OF OCCUPATIONAL HEALTH PROFESSIONALS	PROFESSIONAL SERVICES	R 93 315,60	-	R -	0	02/05/2023	30/04/2026	36	EXPIRED	0	R -	
439	8/1/3/4/436	PWBS-B052/22/23		SERVICE LEVEL AGREEMENT	PHOHLPHOLO TRADING ENTERPRISE	MAAAD096955	PRIVATE SECTOR INSTITUTION	PUBLIC WORKS AND BASIC SERVICES	CONSTRUCTION OF CREIGHTON STORAGE/ ARCHIVES	CONSTRUCTION	R 7 006 113,95	6 547 146,80	R 458 967,15	0	08/05/2023	30/05/2025	6	EXPIRED	0	R -	The project is practical complete
441	8/1/3/4/438	PWBS-B032/22/23	0	SERVICE LEVEL AGREEMENT	UNDERBERG FOREST AND GARDEN	MAAA0835940	PRIVATE SECTOR INSTITUTE	PUBLIC WORKS AND BASIC SERVICES	REPAIRS AND MAINTENANCE OF SMALL PLANT AND EQUIPMENT	EQUIPMENT MAINTENANCE	R 380 444,18	-	R -	0	15/05/2023	25/05/2026	36	EXPIRED	0	R -	
443	8/1/3/4/440	PWBS-B053/22/23	0	SERVICE LEVEL AGREEMENT	LUVOLABASHA PTY LTD	MAAA1287189	PRIVATE SECTOR INSTITUTE	PUBLIC WORKS AND BASIC SERVICES	PANEL TO SUPPLY AND DELIVERY OF REFUSE BAGS	WASTE SERVICES	R 322 000,00	-	R -	0	19/06/2023	18/06/2026	36	EXPIRED	0	R -	
444	8/1/3/4/441	PWBS-B053/22/23	0	SERVICE LEVEL AGREEMENT	CHAMPION CIVILS	MAAA0122563	PRIVATE SECTOR INSTITUTE	PUBLIC WORKS AND BASIC SERVICES	PANEL TO SUPPLY AND DELIVERY OF REFUSE BAGS	WASTE SERVICES	R 322 000,00	-	R -	0	19/06/2023	18/06/2026	36	EXPIRED	0	R -	
445	8/1/3/4/442	PWBS-B053/22/23	0	SERVICE LEVEL AGREEMENT	SHEMUNTU AND SONS (PTY) LTD	MAAA0698728	PRIVATE SECTOR INSTITUTE	PUBLIC WORKS AND BASIC SERVICES	PANEL TO SUPPLY AND DELIVERY OF REFUSE BAGS	WASTE SERVICES	R 267 845,00	-	R -	0	19/06/2023	18/06/2026	36	EXPIRED	0	R -	
447	8/1/3/4/444	CORP-B059/22/23	0	SERVICE LEVEL AGREEMENT	NTSHENGULA TRADING ENTERPRISE	MAAA0833453	PRIVATE SECTOR INSTITUTE	CORPORATE SERVICES	PANEL TO SUPPLY AND DELIVERY OF STATIONERY	STATIONERY	R -	-	R -	0	01/07/2023	30/06/2026	36	EXPIRED	0	R -	
448	8/1/3/4/445	CORP-B059/22/23	0	SERVICE LEVEL AGREEMENT	AMANCWABANE TRADING ENTERPRISE	MAAA0135469	PRIVATE SECTOR INSTITUTE	CORPORATE SERVICES	PANEL TO SUPPLY AND DELIVERY OF STATIONERY	STATIONERY	R -	-	R -	0	01/07/2023	30/06/2026	36	EXPIRED	0	R -	
449	8/1/3/4/446	CORP-B059/22/23	0	SERVICE LEVEL AGREEMENT	ONKAMALANGA TRADING	MAAA0340166	PRIVATE SECTOR INSTITUTE	CORPORATE SERVICES	PANEL TO SUPPLY AND DELIVERY OF STATIONERY	STATIONERY	R 421 670,00	-	R -	0	01/07/2023	30/06/2026	36	EXPIRED	0	R -	
450	8/1/3/4/447	CORP-B059/22/23	0	SERVICE LEVEL AGREEMENT	MATHUTHA TRADING ENTERPRISE (PTY) LTD	MAAA0427485	PRIVATE SECTOR INSTITUTE	CORPORATE SERVICES	PANEL TO SUPPLY AND DELIVERY OF STATIONERY	STATIONERY	R 740 704,15	-	R -	0	01/07/2023	30/06/2026	36	EXPIRED	0	R -	
451	8/1/3/4/448	CORP-B060/22/23	0	SERVICE LEVEL AGREEMENT	CLEAN SPOT SOLUTIONS	MAAA0208979	PRIVATE SECTOR INSTITUTE	CORPORATE SERVICES	PANEL TO SUPPLY AND DELIVERY OF CLEANING MATERIAL	CLEANING SERVICES	R 107 355,69	-	R -	0	01/07/2023	30/06/2026	36	EXPIRED	0	R -	
453	8/1/3/4/449	CORP-B060/22/23	0	SERVICE LEVEL AGREEMENT	NTSHENGULA TRADING ENTERPRISE	MAAA0833453	PRIVATE SECTOR INSTITUTE	CORPORATE SERVICES	PANEL TO SUPPLY AND DELIVERY OF CLEANING MATERIAL	CLEANING SERVICES	R 137 578,64	-	R -	0	01/07/2023	30/06/2026	36	EXPIRED	0	R -	
452	8/1/3/4/450	CORP-B060/22/23	0	SERVICE LEVEL AGREEMENT	SHEMUNTU AND SONS (PTY) LTD	MAAA0698728	PRIVATE SECTOR INSTITUTE	CORPORATE SERVICES	PANEL TO SUPPLY AND DELIVERY OF CLEANING MATERIAL	CLEANING SERVICES	R 541 588,66	-	R -	0	01/07/2023	30/06/2026	36	EXPIRED	0	R -	
454	8/1/3/4/451	CORP-B060/22/23	0	SERVICE LEVEL AGREEMENT	MATHUTHA TRADING ENTERPRISE (PTY) LTD	MAAA0427485	PRIVATE SECTOR INSTITUTE	CORPORATE SERVICES	PANEL TO SUPPLY AND DELIVERY OF CLEANING MATERIAL	CLEANING SERVICES	R -	-	R -	0	01/07/2023	30/06/2026	36	EXPIRED	0	R -	
455	8/1/3/4/452	COMM-B043/22/23	0	SERVICE LEVEL AGREEMENT	TYCOON HOLDINGS TOWING AND RECOVERY	MAAA1284220	PRIVATE SECTOR INSTITUTE	COMMUNITY SERVICES	PANEL OF TOWING SERVICES	TRANSPORTATION	R -	-	R -	0	01/07/2023	30/06/2026	36	EXPIRED	0	R -	
456	8/1/3/4/453	MM-B054/21/22	0	SERVICE LEVEL AGREEMENT	SAMBA SOLUTIONS	MAAA0669723	PRIVATE SECTOR INSTITUTE	OFFICE OF THE MUNICIPAL MANAGER	PANEL OF FIVE INTERNAL AUDIT (IA) SERVICES PROVIDERS	PROFESSIONAL SERVICES	R -	-	R -	0	14/07/2023	14/07/2026	36	EXPIRED	0	R -	
457	8/1/3/4/454	MM-B054/21/22	0	SERVICE LEVEL AGREEMENT	MINTAMBO FINANCIAL CONSULTING	MAAA0034067	PRIVATE SECTOR INSTITUTE	OFFICE OF THE MUNICIPAL MANAGER	PANEL OF FIVE INTERNAL AUDIT (IA) SERVICES PROVIDERS	PROFESSIONAL SERVICES	R 273 840,00	-	R -	0	14/07/2023	14/07/2026	36	EXPIRED	0	R -	
458	8/1/3/4/455	MM-B054/21/22	0	SERVICE LEVEL AGREEMENT	INGUBANE AND CO PARTNERS	MAAA0213255	PRIVATE SECTOR INSTITUTE	OFFICE OF THE MUNICIPAL MANAGER	PANEL OF FIVE INTERNAL AUDIT (IA) SERVICES PROVIDERS	PROFESSIONAL SERVICES	R -	-	R -	0	14/07/2023	14/07/2026	36	EXPIRED	0	R -	
463	8/1/3/4/460	CORP-B058/22/23	0	SERVICE LEVEL AGREEMENT	NATED SYSTEM (PTY) LTD	MAAA0970414	PRIVATE SECTOR INSTITUTE	CORPORATE SERVICES	SUPPLY, INSTALLATION AND CONFIGURATION OF ELECTRONIC DOCUMENTS AND RECORDS MANAGEMENT SYSTEM (EDRMS)	IT SERVICES	R 980 260,00	659 410,00	R 320 850,00	0	18/08/2023	17/08/2026	36	EXPIRED	0	R -	
464	8/1/3/4/461	CORP-B09/23/24	0	SERVICE LEVEL AGREEMENT	BLUECLOUD IT SOLUTIONS	MAAA0802757	PRIVATE SECTOR INSTITUTE	CORPORATE SERVICES	SUPPLY AND DELIVERY OF ADGEE ACRONYM BC PRO VOLUME LICENCE	IT SERVICES	R 1 143 527,98	790 940,26	R 352 587,72	0	25/08/2023	25/08/2026	36	EXPIRED	0	R -	

	CONTRACT NUMBER	BID/ QUOTATION NUMBER	ORDER NO.	CONTRACT TYPE	APPOINTED BIDDER	CENTRAL SUPPLIER DATABASE REGISTRATION NO.	PARTY TYPE	MUNICIPALITY VOTE/DEPARTMENT	DESCRIPTION OF GOODS/SERVICES/PROJECTS	CATEGORY	CONTRACT VALUE AS PER CONTRACT	CONTRACT AMOUNT PAID	BALANCE OF CONTRACT VALUE	PERCENTAGE ESCALATION	CONTRACT START DATE	CONTRACT END DATE	CONTRACT DURATION IN MONTHS	CONTRACT STATUS	CONTRACT EXTENSION PERIOD IN MONTHS	CONTRACT EXTENSION VALUE	COMMENTS
470	8/1/3/4/467	PWBS-B057/23/23	0	SERVICE LEVEL AGREEMENT	ENVIROSERVE WASTE MANAGEMENT (PTY) LTD	MAAA0083474	PRIVATE SECTOR INSTITUTE	PUBLIC WORKS AND BASIC SERVICES	REMOVAL OF WASTE FROM HIMEVILLE TRANSFER STATION	WASTE SERVICES	IT IS BASED ON THE APPROVED RATE OF R23 504,62 FOR RENTAL AND TRANSPORTATION	4 021 105,14	R	0	16/10/2023	16/10/2026	36	TERMINATED	0	R	
471	8/1/3/4/468	PWBS-B056/22/23	0	SERVICE LEVEL AGREEMENT	AQUA TRANSPORT & PLANT HIRE	MAAA0000492	PRIVATE SECTOR INSTITUTE	PUBLIC WORKS AND BASIC SERVICES	PANEL OF 3 SERVICE PROVIDERS TO PROVIDE HONEY SUCKING AND HIGH WATER PRESSURE JETTING SERVICES	WASTE SERVICES	IT IS BASED ON THE APPROVED RATE OF R22 300 FOR HONEY SUCKING AND JETTING CLEANING M480	R	R	0	17/10/2023	17/10/2026	36	TERMINATED	0	R	
472	8/1/3/4/469	PWBS-B056/22/23	0	SERVICE LEVEL AGREEMENT	SHEMUNTU AND SONS	MAAA0698728	PRIVATE SECTOR INSTITUTE	PUBLIC WORKS AND BASIC SERVICES	PANEL OF 3 SERVICE PROVIDERS TO PROVIDE HONEY SUCKING AND HIGH WATER PRESSURE JETTING SERVICES	WASTE SERVICES	IT IS BASED ON THE APPROVED RATE OF R11 879,50 FOR HONEY SUCKING AND JETTING CLEANING	1 055 987,50	R	0	17/10/2023	17/10/2026	36	TERMINATED	0	R	
473	8/1/3/4/470	PWBS-B056/22/23	0	SERVICE LEVEL AGREEMENT	EKENE INVESTMENTS CC	MAAA0012316	PRIVATE SECTOR INSTITUTE	PUBLIC WORKS AND BASIC SERVICES	PANEL OF 3 SERVICE PROVIDERS TO PROVIDE HONEY SUCKING AND HIGH WATER PRESSURE JETTING SERVICES	WASTE SERVICES	IT IS BASED ON THE APPROVED RATE OF R34 629 FOR HONEY SUCKING AND JETTING CLEANING	R	R	0	17/10/2023	17/10/2026	36	TERMINATED	0	R	
484	8/1/3/4/481	CORP-B062/22/23	0	SERVICE LEVEL AGREEMENT	MHLONGO TRANSCON SECURITY SERVICES PTY LTD	MAAA1008528	PRIVATE SECTOR INSTITUTE	CORPORATE SERVICES	PROVISION OF SECURITY SERVICES AND VIP PROTECTION FOR A PERIOD OF 36 MONTHS	SECURITY SERVICES	R 62 603 590,03	32 162 145,46	R 30 441 444,57	0,0721	03/01/2024	03/01/2027	36	TERMINATED	0	R	Variation Order of R1 449 000 was made for VIP Protection for Council M Dlamini, There's another Variation order of 3768325,03 for Chief whip and semi-auto Rifle
485	8/1/3/4/482	COMM-B021/23/24	0	SERVICE LEVEL AGREEMENT	LANREC (PTY) LTD	MAAA0600819	PRIVATE SECTOR INSTITUTE	COMMUNITY SERVICES	PANEL OF SERVICE PROVIDERS FOR CONSTRUCTION OF OSS HOUSES	CONSTRUCTION	IT IS BASED ON THE APPROVED RATE OF R231 000,00	-	R	7,00%	22/01/2024	22/01/2027	36	TERMINATED	0	R	
486	8/1/3/4/483	COMM-B021/23/24	0	SERVICE LEVEL AGREEMENT	ZWEZWE CONSTRUCTION AND PROJECTS	MAAA0136756	PRIVATE SECTOR INSTITUTE	COMMUNITY SERVICES	PANEL OF SERVICE PROVIDERS FOR CONSTRUCTION OF OSS HOUSES	CONSTRUCTION	IT IS BASED ON THE APPROVED RATE OF R148 160,00	-	R	4% AND 4,5%	22/01/2024	22/01/2027	36	TERMINATED	0	R	
487	8/1/3/4/484	COMM-B021/23/24	0	SERVICE LEVEL AGREEMENT	AMANZI AHLOBILE TRADING 73	MAAA0132452	PRIVATE SECTOR INSTITUTE	COMMUNITY SERVICES	PANEL OF SERVICE PROVIDERS FOR CONSTRUCTION OF OSS HOUSES	CONSTRUCTION	IT IS BASED ON THE APPROVED RATE OF R357 420,00	-	R	3,3% AND 3%	22/01/2024	22/01/2027	36	TERMINATED	0	R	
488	8/1/3/4/485	COMM-B021/23/24	0	SERVICE LEVEL AGREEMENT	SAWUTI TRADING AND PROJECT (PTY) LTD	MAAA1274342	PRIVATE SECTOR INSTITUTE	COMMUNITY SERVICES	PANEL OF SERVICE PROVIDERS FOR CONSTRUCTION OF OSS HOUSES	CONSTRUCTION	IT IS BASED ON THE APPROVED RATE OF R158 000,00	243 993,75	R	0,06	22/01/2024	22/01/2027	36	TERMINATED	0	R	
489	8/1/3/4/486	COMM-B021/23/24	0	SERVICE LEVEL AGREEMENT	MHLABANE TRADING (PTY) LTD	MAAA1130584	PRIVATE SECTOR INSTITUTE	COMMUNITY SERVICES	PANEL OF SERVICE PROVIDERS FOR CONSTRUCTION OF OSS HOUSES	CONSTRUCTION	IT IS BASED ON THE APPROVED RATE OF R200 000,00	-	R	5% AND 6%	22/01/2024	22/01/2027	36	TERMINATED	0	R	
490	8/1/3/4/487	COMM-B021/23/24	0	SERVICE LEVEL AGREEMENT	MAZITHULE 95 CONSTRUCTION	MAAA1032340	PRIVATE SECTOR INSTITUTE	COMMUNITY SERVICES	PANEL OF SERVICE PROVIDERS FOR CONSTRUCTION OF OSS HOUSES	CONSTRUCTION	IT IS BASED ON THE APPROVED RATE OF R164 954,74	-	R	7% AND 7,5%	22/01/2024	22/01/2027	36	TERMINATED	0	R	
491	8/1/3/4/488	COMM-B021/23/24	0	SERVICE LEVEL AGREEMENT	NDU B TRADING ENTERPRISE	MAAA1296525	PRIVATE SECTOR INSTITUTE	COMMUNITY SERVICES	PANEL OF SERVICE PROVIDERS FOR CONSTRUCTION OF OSS HOUSES	CONSTRUCTION	IT IS BASED ON THE APPROVED RATE OF R192 280,00	292 399,02	R	0,1	22/01/2024	22/01/2027	36	TERMINATED	0	R	
492	8/1/3/4/489	COMM-B021/23/24	0	SERVICE LEVEL AGREEMENT	BUHLEBEZWE TRADING (PTY) LTD	MAAA0121843	PRIVATE SECTOR INSTITUTE	COMMUNITY SERVICES	PANEL OF SERVICE PROVIDERS FOR CONSTRUCTION OF OSS HOUSES	CONSTRUCTION	IT IS BASED ON THE APPROVED RATE OF R173 085,00	-	R	0,079	22/01/2024	22/01/2027	36	TERMINATED	0	R	
493	8/1/3/4/490	COMM-B021/23/24	0	SERVICE LEVEL AGREEMENT	TYCOON HOLDINGS TOWING AND RECOVERY	MAAA1284220	PRIVATE SECTOR INSTITUTE	COMMUNITY SERVICES	PANEL OF SERVICE PROVIDERS FOR CONSTRUCTION OF OSS HOUSES	CONSTRUCTION	IT IS BASED ON THE APPROVED RATE OF R160 000,00	-	R	5% AND 7,6%	22/01/2024	22/01/2027	36	TERMINATED	0	R	
494	8/1/3/4/491	COMM-B021/23/24	0	SERVICE LEVEL AGREEMENT	KELONATHI PTY LTD	MAAA1363046	PRIVATE SECTOR INSTITUTE	COMMUNITY SERVICES	PANEL OF SERVICE PROVIDERS FOR CONSTRUCTION OF OSS HOUSES	CONSTRUCTION	IT IS BASED ON THE APPROVED RATE OF R223 740,00	-	R	0,06	22/01/2024	22/01/2027	36	TERMINATED	0	R	
495	8/1/3/4/492	COMM-B021/23/24	0	SERVICE LEVEL AGREEMENT	MATHUTHA TRADING ENTERPRISE (PTY) LTD	MAAA0427485	PRIVATE SECTOR INSTITUTE	COMMUNITY SERVICES	PANEL OF SERVICE PROVIDERS FOR CONSTRUCTION OF OSS HOUSES	CONSTRUCTION	IT IS BASED ON THE APPROVED RATE OF R167 106,50	359 988,24	R	5,50% AND 4,5%	22/01/2024	22/01/2027	36	TERMINATED	0	R	
496	8/1/3/4/493	COMM-B021/23/24	0	SERVICE LEVEL AGREEMENT	KEMBAL TRADING (PTY) LTD	MAAA0394311	PRIVATE SECTOR INSTITUTE	COMMUNITY SERVICES	PANEL OF SERVICE PROVIDERS FOR CONSTRUCTION OF OSS HOUSES	CONSTRUCTION	IT IS BASED ON THE APPROVED RATE OF R330 330,00	-	R	0,079	22/01/2024	22/01/2027	36	TERMINATED	0	R	
497	8/1/3/4/494	COMM-B021/23/24	0	SERVICE LEVEL AGREEMENT	FANO 2016	MAAA0413044	PRIVATE SECTOR INSTITUTE	COMMUNITY SERVICES	PANEL OF SERVICE PROVIDERS FOR CONSTRUCTION OF OSS HOUSES	CONSTRUCTION	IT IS BASED ON THE APPROVED RATE OF R173 434,00	-	R	0	22/01/2024	22/01/2027	36	TERMINATED	0	R	
502	8/1/3/4/499	PWBS-B024/23/24	0	SERVICE LEVEL AGREEMENT	MALEH DEVELOPMENT AND CONSTRUCTION CC	MAAA0714913	PRIVATE SECTOR INSTITUTE	PUBLIC WORKS AND BASIC SERVICES	CONCRETE SURFACING OF MANDAWA ACCESS ROAD	CONSTRUCTION	R 2 538 760,00	R 1 366 707,86	R 1 192 052,14	0	24/05/2024	15/07/2025	6	EXTENDED	1 month and two weeks		The contract has been extended for 1 month two weeks from 30/05/2025 to 15/07/2025 to finalise the outstanding work.
506	8/1/3/4/503	CORP-B040/23/24	0	SERVICE LEVEL AGREEMENT	MANIK IT SOLUTION (PTY) LTD	MAAA0146608	PRIVATE SECTOR INSTITUTE	CORPORATE SERVICES	SUPPLY, IMPLEMENT, CONFIGURE AND SUPPORT ICT SERVICES MANAGEMENT/ HELPDESK SYSTEM	OTHER	R 624 023,35	462 926,75	R 161 096,60	0	01/04/2024	31/03/2027	36	TERMINATED			Variation order of R56 810 has been made due to additional Work.
507	8/1/3/4/504	CORP-B039/23/24	0	SERVICE LEVEL AGREEMENT	MANIK IT SOLUTION (PTY) LTD	MAAA0146608	PRIVATE SECTOR INSTITUTE	CORPORATE SERVICES	PROVISION OF ICT OFF-SITE BACKUP AND DISASTER RECOVERY SERVICES (BUSINESS CONTINUITY) AND SUPPORT	OTHER	R 1 837 252,08	603 476,88	R 1 233 775,20	0	01/04/2024	31/03/2027	36	TERMINATED			
508	8/1/3/4/505	PWBS-B038/23/24	0	SERVICE LEVEL AGREEMENT	TUNUNU J TRADING	MAAA0629398	PRIVATE SECTOR INSTITUTE	PUBLIC WORKS AND BASIC SERVICES	MAINTENANCE AND NEW INSTALLATION OF AIR CONDITIONERS	OTHER	IT IS BASED ON THE APPROVED RATE OF R857,00 INCLUDING ALL ITEMS	R 1 351 713,84	R	0	11/04/2024	11/04/2027	36	TERMINATED	0		
512	8/1/3/4/509	CORP-B049/23/24	0	SERVICE LEVEL AGREEMENT	SOMBEZI HOLDINGS	MAAA0904708	PRIVATE SECTOR INSTITUTE	CORPORATE SERVICES	PROVISION OF ADVERTISING SERVICES	ADVERTISING	IT IS BASED ON THE APPROVED RATE OF R7 615,13 INCLUDING ALL DIFFERENT ADVERTS	548 480,14	-	0,1	01/07/2024	30/06/2027	36	TERMINATED	0		
513	8/1/3/4/510	CORP-B047/23/24	0	SERVICE LEVEL AGREEMENT	ONKAMALANGA TRADING	MAAA0340166	PRIVATE SECTOR INSTITUTE	CORPORATE SERVICES	SUPPLY AND DELIVERY OF PRINTER CARTRIDGES	OTHER	-	-	-	0	01/07/2024	30/06/2027	36	TERMINATED	0		
516	8/1/3/4/513	COMM-B035/23/24	0	SERVICE LEVEL AGREEMENT	NOLELEZINHLE TRADING	MAAA1318517	PRIVATE SECTOR INSTITUTE	COMMUNITY SERVICES	SUPPLY AND DELIVERY OF SCIENCE KITS	OTHER	IT IS BASED ON THE APPROVED RATE OF R50 000 PER KIT	R 400 000,00	R	0	03/06/2024	03/06/2027	36	TERMINATED	0		
518	8/1/3/4/515	DTPS-B055/23/24	0	SERVICE LEVEL AGREEMENT	YKL CONSTRUCTION (PTY) LTD	MAAA1132771	PRIVATE SECTOR INSTITUTE	TOWN PLANNING SERVICES	OPERATE AND CONDUCT ROUTINE MAINTENANCE ON THE STEAM TRAIN	OTHER	R 500 000,00	500 000,00	R	0	09/01/2024	09/07/2025	12	TERMINATED	0		
519	8/1/3/4/516	CORP-B052/23/24	0	SERVICE LEVEL AGREEMENT	SAWUTI TRADING AND PROJECT (PTY) LTD	MAAA1274342	PRIVATE SECTOR INSTITUTE	CORPORATE SERVICES	PROVISION OF NATIONAL ROAD TRAFFIC	OTHER	R 6 000,00	4 000,00	R 2 000,00	0	01/07/2024	30/06/2027	36	TERMINATED	0		
520	8/1/3/4/517	PWBS-B054/23/24	0	SERVICE LEVEL AGREEMENT	MAGUBANE PLANT AND CONTRACTORS	MAAA0033345	PRIVATE SECTOR INSTITUTE	PUBLIC WORKS AND BASIC SERVICES	CONSTRUCTION OF HIMEVILLE TOWN ROAD PHASE 1 (SUGAR ROAD)	CONSTRUCTION	4 953 468,03	3 345 179,79	1 608 288,24	0	17/08/2024	06/06/2025	7	TERMINATED	0		The project is practical complete
525	8/1/3/4/522	CORP-B054/23/24	0	SERVICE LEVEL AGREEMENT	AUMSOFT TECHNOLOGY PTY LTD	MAAA0664545	PRIVATE SECTOR INSTITUTE	CORPORATE SERVICES	SUPPLY, DELIVERY, INSTALLATION AND CONFIGURATION FOR 120 USERS IN MICROSOFT 365 VOLUME LICENCE FOR A PERIOD OF 3 YEARS	IT SERVICES	427 558,50	427 558,50	-	0	16/09/2024	15/09/2027	36	TERMINATED	0		
528	8/1/3/4/523	BTO-B046/23/24	0	SERVICE LEVEL AGREEMENT	CLEARRESULT 77 PTY LTD	MAAA0556427	PRIVATE SECTOR INSTITUTE	BUDGET AND TREASURY OFFICE	PANEL OF SERVICE PROVIDERS FOR VERIFICATION OF INDIGENT LISTING 2300 FOR A PERIOD OF 3 YEARS	OTHER	IT IS BASED ON APPROVED RATE	124 545,00	-	0	02/09/2024	02/09/2027	36	TERMINATED	0		
530	8/1/3/4/525	MM-B051/23/24	0	SERVICE LEVEL AGREEMENT	YAYOH TRADING	MAAA0089887	PRIVATE SECTOR INSTITUTE	EXECUTIVE COUNCIL	PANEL OF SERVICE PROVIDERS TO PROVIDE SERVICES OF MEDIA CO-ORDINATION AND PRINTING OF THE MUNICIPAL NEWSLETTER FOR 3 YEARS	OTHER	IT IS BASED ON APPROVED RATE	1 035 690,00	-	0	28/10/2024	28/10/2027	36	TERMINATED	0		
532	8/1/3/4/526	COMM-B050/23/24	0	SERVICE LEVEL AGREEMENT	NOLEZINHLE TRADING	MAAA1318517	PRIVATE SECTOR INSTITUTE	COMMUNITY SERVICES	SUPPLY AND DELIVERY OF ANIMAL POUND FEED AND MEDICATION	OTHER	IT IS BASED ON ANA APPROVED RATE	-	-		11/11/2024	10/11/2027	36	TERMINATED			
532	8/1/3/4/527	PWBS-B044/23/24	0	SERVICE LEVEL AGREEMENT	UKWAZI HOME DEVELOPMENT PROJECTS	MAAA03242299	PRIVATE SECTOR INSTITUTE	PUBLIC WORKS AND BASIC SERVICES	CONSTRUCTION OF MAGLEZWANA SPORTFIELD	CONSTRUCTION	4 301 000,00	2 557 426,38	1 743 573,62	0	27/11/2024	26/06/2025	6	TERMINATED			The contract is practical complete
533	8/1/3/4/528	PWBS-B026/24/25	0	SERVICE LEVEL AGREEMENT	UKWAZI HOME DEVELOPMENT PROJECTS	MAAA03242299	PRIVATE SECTOR INSTITUTE	PUBLIC WORKS AND BASIC SERVICES	CONSTRUCTION OF BULWER TOWN UPGRADE PHASE 2-SIDE WALKS	CONSTRUCTION	3 605 250,00	2 879 964,79	725 285,21	0	27/11/2024	20/06/2025	3	TERMINATED			The contract is practical complete
534	8/1/3/4/529	BTO-B027/24/25	0	SERVICE LEVEL AGREEMENT	SL DEBT RECOVERY SA PTY LTD	MAAA0508165	PRIVATE SECTOR INSTITUTE	BUDGET AND TREASURY OFFICE	PANEL OF DEBT COLLECTION SERVICES FOR THE PERIOD OF 3 YEARS	OTHER	IT IS BASED ON A APPROVED RATES OF 12%	-	-	0	01/02/2025	31/01/2028	36	TERMINATED			The contract is practical complete
535	8/1/3/4/530	PWBS-B027/24/25	0	SERVICE LEVEL AGREEMENT	MHRB TRADING AND PROJECTS PTY LTD	MAAA1189645	PRIVATE SECTOR INSTITUTE	BUDGET AND TREASURY OFFICE	PANEL OF DEBT COLLECTION SERVICES FOR THE PERIOD OF 3 YEARS	OTHER	IT IS BASED ON A APPROVED RATES OF 12%	16 347,89	-	0	01/02/2025	31/01/2028	36	TERMINATED			

	CONTRACT NUMBER	BID/QUOTATION NUMBER	ORDER NO.	CONTRACT TYPE	APPOINTED BIDDER	CENTRAL SUPPLIER DATABASE REGISTRATION NO.	PARTY TYPE	MUNICIPALITY VOTE/DEPARTMENT	DESCRIPTION OF GOODS/SERVICES/PROJECTS	CATEGORY	CONTRACT VALUE AS PER CONTRACT	CONTRACT AMOUNT PAID	BALANCE OF CONTRACT VALUE	PERCENTAGE ESCALATION	CONTRACT START DATE	CONTRACT END DATE	CONTRACT DURATION IN MONTHS	CONTRACT STATUS	CONTRACT EXTENSION PERIOD IN MONTHS	CONTRACT EXTENSION VALUE	COMMENTS
538	8/1/3/4/533	PWBS-B053/23/24	0	SERVICE LEVEL AGREEMENT	UKWAZI HOME DEVELOPMENT PROJECT	MAAA03242299	PRIVATE SECTOR INSTITUTE	PUBLIC WORKS AND BASIC SERVICES	CONSTRUCTION OF BULKWER ASPHALT SURFACING ROADS PHASE B (SECTION 3)	CONSTRUCTION	4 801 833,87	1 284 597,84	3 517 036,03	0	28/02/2025	28/08/2025	6	CURRENT		0	
539	8/1/3/4/534	PWBS-B014/24/25	0	SERVICE LEVEL AGREEMENT	SHARDESH SEWAL & ASSOCIATES	MAAA0391744	PRIVATE SECTOR INSTITUTE	PUBLIC WORKS AND BASIC SERVICES	PANEL OF PROJECT MANAGEMENT OF CAPITAL PROJECTS	OTHER	IT IS BASED ON A ECSA GAZETTED RATES	-	-	0	28/02/2025	28/02/2028	36	CURRENT		0	
540	8/1/3/4/535	PWBS-B014/24/25	0	SERVICE LEVEL AGREEMENT	BMK GROUP PTY LTD	MAAA0158358	PRIVATE SECTOR INSTITUTE	PUBLIC WORKS AND BASIC SERVICES	PANEL OF PROJECT MANAGEMENT OF CAPITAL PROJECTS	OTHER	IT IS BASED ON A ECSA GAZETTED RATES	-	-	0	28/02/2025	28/02/2028	36	CURRENT		0	
541	8/1/3/4/536	PWBS-B014/24/25	0	SERVICE LEVEL AGREEMENT	DLAMINDLOVU CONSULTING ENGINEERS & PROJECT MANAGERS	MAAA0166700	PRIVATE SECTOR INSTITUTE	PUBLIC WORKS AND BASIC SERVICES	PANEL OF PROJECT MANAGEMENT OF CAPITAL PROJECTS	OTHER	IT IS BASED ON A ECSA GAZETTED RATES	-	-	0	28/02/2025	28/02/2028	36	CURRENT		0	
542	8/1/3/4/537	PWBS-B014/24/25	0	SERVICE LEVEL AGREEMENT	TPA CONSULTING CC	MAAA0304305	PRIVATE SECTOR INSTITUTE	PUBLIC WORKS AND BASIC SERVICES	PANEL OF PROJECT MANAGEMENT OF CAPITAL PROJECTS	OTHER	IT IS BASED ON A ECSA GAZETTED RATES	-	-	0	28/02/2025	28/02/2028	36	CURRENT		0	
546	8/1/3/4/539	COMM-B018/24/25	0	SERVICE LEVEL AGREEMENT	ALLU AND G PTY LTD	MAAA0651015	PRIVATE SECTOR INSTITUTE	COMMUNITY SERVICES	PROCURE ASSEMBLE SUPPLY AND DELIVER THE DR NKOSAZANA DLAMINI ZUMA MUNICIPALITY'S MOBILE LIBRARY	OTHER	2 803 160,65	2 736 064,53	67 096,12	0	19/02/2025	30/06/2025	3	EXPIRED		0	
547	8/1/3/4/540	CORP-B007/24/25	0	SERVICE LEVEL AGREEMENT	MATHUTHA TRADING	MAAA0427485	PRIVATE SECTOR INSTITUTE	CORPORATE SERVICES	PANEL OF SERVICE PROVIDERS TO PROVIDE FIRE FIGHTING EXTINGUISHERS WITH MAINTENANCE FOR A PERIOD OF 3 YEARS	OTHER	IT IS BASED ON RATE PER PRICING SCHEDULE	-	-	0	24/02/2025	24/02/2028	36	CURRENT		0	
548	8/1/3/4/541	CORP-B007/24/25	0	SERVICE LEVEL AGREEMENT	ONKAMALANGA TRADING	MAAA02940166	PRIVATE SECTOR INSTITUTE	CORPORATE SERVICES	PANEL OF SERVICE PROVIDERS TO PROVIDE FIRE FIGHTING EXTINGUISHERS WITH MAINTENANCE FOR A PERIOD OF 3 YEARS	OTHER	IT IS BASED ON RATE PER PRICING SCHEDULE	-	-	0	24/02/2025	24/02/2028	36	CURRENT		0	
549	8/1/3/4/542	CORP-B007/24/25	0	SERVICE LEVEL AGREEMENT	LANREC (PTY) LTD	MAAA0600819	PRIVATE SECTOR INSTITUTE	CORPORATE SERVICES	PANEL OF SERVICE PROVIDERS TO PROVIDE FIRE FIGHTING EXTINGUISHERS WITH MAINTENANCE FOR A PERIOD OF 3 YEARS	OTHER	IT IS BASED ON RATE PER PRICING SCHEDULE	-	-	0	24/02/2025	24/02/2028	36	CURRENT		0	
550	8/1/3/4/543	PWBS-B012/24/25	0	SERVICE LEVEL AGREEMENT	KUHELMCEBO ENGINEERS PTY LTD	MAAA0645919	PRIVATE SECTOR INSTITUTE	PUBLIC WORKS AND BASIC SERVICES	PANEL OF SERVICE PROVIDERS FOR MAINTENANCE AND NEW INSTALLATION OF MUNICIPAL BUILDING ELECTRICAL WORKS FOR A PERIOD OF 3 YEARS	OTHER	IT IS BASED ON RATE PER PRICING SCHEDULE	-	-	0	28/02/2025	28/02/2028	36	CURRENT		0	
552	8/1/3/4/545	DTSP-B021/24/25		SERVICE LEVEL AGREEMENT	ACCRA GROUP	MAAA01143162	PRIVATE SECTOR INSTITUTE	TOWN PLANNING SERVICES	PANEL OF TOWN PLANNING CONSULTANTS TO PROVIDE TOWN PLANNING SERVICES TO THE DR NKOSAZANA DLAMINI ZUMA LOCAL MUNICIPALITY	OTHER	IT IS BASED ON RATE PER PRICING SCHEDULE	-	-	0	26/02/2025	24/02/2028	36	CURRENT			
553	8/1/3/4/546	DTSP-B021/24/25		SERVICE LEVEL AGREEMENT	ML INDUSTRIES	MAAA1283824	PRIVATE SECTOR INSTITUTE	TOWN PLANNING SERVICES	PANEL OF TOWN PLANNING CONSULTANTS TO PROVIDE TOWN PLANNING SERVICES TO THE DR NKOSAZANA DLAMINI ZUMA LOCAL MUNICIPALITY	OTHER	IT IS BASED ON RATE PER PRICING SCHEDULE	82 500,00	-	0	26/02/2025	24/02/2028	36	CURRENT			
554	8/1/3/4/547	CORP-B042/24/25		SERVICE LEVEL AGREEMENT	BATHUPTI EXECUTIVE	MAAA0868676	PRIVATE SECTOR INSTITUTE	CORPORATE SERVICES	PANEL FOR PROVISION OF TRAVEL AGENT SERVICES FOR PERIOD OF 3 YEARS	OTHER	IT IS BASED ON THE APPROVED RATES	431 630,62	-	0	13/03/2025	12/03/2028	36	CURRENT			
556	8/1/3/4/548	PWBS-B022/24/25		SERVICE LEVEL AGREEMENT	SINOHYDRO CONSULTANTS PTY LTD		PRIVATE SECTOR INSTITUTE	PUBLIC WORKS AND BASIC SERVICES	PANEL OF ENVIRONMENTAL SPECIALIST TO DEVELOP ENVIRONMENTAL STUDIES FOR DR NKOSAZANA DLAMINI ZUMA LOCAL MUNICIPALITY	OTHER	IT IS BASED ON RATE PER PRICING SCHEDULE	-	-		16/04/2025	15/04/2026	24	CURRENT			
557	8/1/3/4/549	BTO-B039/24/25		SERVICE LEVEL AGREEMENT	MODCON PTY LTD	MAAA0276304	PRIVATE SECTOR INSTITUTE	BUDGET AND TREASURY OFFICE	SUPPLY AND DELIVERY OF MUNICIPAL FURNITURE		667 816,36	667 816,36	-		09/05/2025	09/06/2025	1	EXPIRED			
558	8/1/3/4/550	COMM-B040/24/25		SERVICE LEVEL AGREEMENT	INGWEKAZI SS PTY LTD	MAAA0837243	PRIVATE SECTOR INSTITUTE	COMMUNITY AND SAFETY SERVICES	PANEL FOR SUPPLY AND DELIVERY OF DISASTER RELIEF FOR A PERIOD OF 3 YEARS		IT IS BASED ON RATE PER PRICING SCHEDULE	-	-		07/05/2025	06/05/2028	36	CURRENT			
559	8/1/3/4/551	COMM-B040/24/25		SERVICE LEVEL AGREEMENT	UNESU TRADING ENTERPRISE PTY LTD	MAAA0146097	PRIVATE SECTOR INSTITUTE	COMMUNITY AND SAFETY SERVICES	PANEL FOR SUPPLY AND DELIVERY OF DISASTER RELIEF FOR A PERIOD OF 3 YEARS		IT IS BASED ON RATE PER PRICING SCHEDULE	-	-		07/05/2025	06/05/2028	36	CURRENT			
560	8/1/3/4/552	COMM-B040/24/25		SERVICE LEVEL AGREEMENT	SAWUTI TRADING AND PROJECT (PTY) LTD	MAAA1274342	PRIVATE SECTOR INSTITUTE	COMMUNITY AND SAFETY SERVICES	PANEL FOR SUPPLY AND DELIVERY OF DISASTER RELIEF FOR A PERIOD OF 3 YEARS		IT IS BASED ON RATE PER PRICING SCHEDULE	-	-		07/05/2025	06/05/2028	36	CURRENT			
561	8/1/3/4/553	COMM-B040/24/25		SERVICE LEVEL AGREEMENT	MATHUTHA TRADING	MAAA0427485	PRIVATE SECTOR INSTITUTE	COMMUNITY AND SAFETY SERVICES	PANEL FOR SUPPLY AND DELIVERY OF DISASTER RELIEF FOR A PERIOD OF 3 YEARS		IT IS BASED ON RATE PER PRICING SCHEDULE	-	-		07/05/2025	06/05/2028	36	CURRENT			
562	8/1/3/4/554	COMM-B040/24/25		SERVICE LEVEL AGREEMENT	AMAPHEMBA TRADING	MAAA1203939	PRIVATE SECTOR INSTITUTE	COMMUNITY AND SAFETY SERVICES	PANEL FOR SUPPLY AND DELIVERY OF DISASTER RELIEF FOR A PERIOD OF 3 YEARS		IT IS BASED ON RATE PER PRICING SCHEDULE	-	-		07/05/2025	06/05/2028	36	CURRENT			
563	8/1/3/4/555	COMM-B040/24/25		SERVICE LEVEL AGREEMENT	THE ZEEN BREEZE PTY LTD	MAAA1561336	PRIVATE SECTOR INSTITUTE	COMMUNITY AND SAFETY SERVICES	PANEL FOR SUPPLY AND DELIVERY OF DISASTER RELIEF FOR A PERIOD OF 3 YEARS		IT IS BASED ON RATE PER PRICING SCHEDULE	-	-		07/05/2025	06/05/2028	36	CURRENT			
564	8/1/3/4/556	COMM-B040/24/25		SERVICE LEVEL AGREEMENT	NDU B TRADING ENTERPRISE	MAAA1417936	PRIVATE SECTOR INSTITUTE	COMMUNITY AND SAFETY SERVICES	OPERATE AND CONDUCT ROUTINE MAINTENANCE ON THE STEAM TRAIN		IT IS BASED ON RATE PER PRICING SCHEDULE	-	-		07/05/2025	06/05/2028	36	CURRENT			
565	8/1/3/4/557	CORP-B037/23/24		SERVICE LEVEL AGREEMENT	SOMBIZI HOLDINGS	MAAA0904708	PRIVATE SECTOR INSTITUTE	CORPORATE SERVICES	PANEL OF ACCREDITED TRAINING SERVICE PROVIDERS FOR SKILLS PROGRAMMES, LEADERSHIP, TRAINING AND DEVELOPMENT FOR A PERIOD OF 3 YEARS		IT IS BASED ON APPROVED RATES	-	-		26/05/2025	25/05/2027	24	CURRENT			
566	8/1/3/4/558	CORP-B037/23/24		SERVICE LEVEL AGREEMENT	MAKHOKHA SUPPLIERS PTY LTD	MAAA0414206	PRIVATE SECTOR INSTITUTE	CORPORATE SERVICES	PANEL OF ACCREDITED TRAINING SERVICE PROVIDERS FOR SKILLS PROGRAMMES, LEADERSHIP, TRAINING AND DEVELOPMENT FOR A PERIOD OF 3 YEARS		IT IS BASED ON APPROVED RATES	-	-		26/05/2025	25/05/2027	24	CURRENT			
567	8/1/3/4/559	CORP-B037/23/24		SERVICE LEVEL AGREEMENT	BANTUBANYE SKILLS	MAAA0435593	PRIVATE SECTOR INSTITUTE	CORPORATE SERVICES	PANEL OF ACCREDITED TRAINING SERVICE PROVIDERS FOR SKILLS PROGRAMMES, LEADERSHIP, TRAINING AND DEVELOPMENT FOR A PERIOD OF 3 YEARS		IT IS BASED ON APPROVED RATES	-	-		26/05/2025	25/05/2027	24	CURRENT			
568	8/1/3/4/560	CORP-B037/23/24		SERVICE LEVEL AGREEMENT	ZAMBSA DEVELOPMENT CONSULTANTS	MAAA1267025	PRIVATE SECTOR INSTITUTE	CORPORATE SERVICES	PANEL OF ACCREDITED TRAINING SERVICE PROVIDERS FOR SKILLS PROGRAMMES, LEADERSHIP, TRAINING AND DEVELOPMENT FOR A PERIOD OF 3 YEARS		IT IS BASED ON APPROVED RATES	-	-		26/05/2025	25/05/2027	24	CURRENT			
569	8/1/3/4/561	CORP-B037/23/24		SERVICE LEVEL AGREEMENT	QUALIFAN TRAINING AND PROJECTS	MAAA0166075	PRIVATE SECTOR INSTITUTE	CORPORATE SERVICES	PANEL OF ACCREDITED TRAINING SERVICE PROVIDERS FOR SKILLS PROGRAMMES, LEADERSHIP, TRAINING AND DEVELOPMENT FOR A PERIOD OF 3 YEARS		IT IS BASED ON APPROVED RATES	-	-		26/05/2025	25/05/2027	24	CURRENT			
570	8/1/3/4/562	COMM-B031/24/25		SERVICE LEVEL AGREEMENT	MATHUTHA TRADING ENTERPRISE (PTY) LTD	MAAA0427485	PRIVATE SECTOR INSTITUTE	COMMUNITY AND SAFETY SERVICES	SUPPLY AND DELIVERY OF COMPATIBLE SMART GADGET (TABLET UNITS) AND LAPTOPS		880 800,00	544 640,00	136 160,00		16/05/2025	17/06/2025	1	EXPIRED			
571	8/1/3/4/563	CORP-B029/24/25		SERVICE LEVEL AGREEMENT	BLUE CYCLE TRADING	MAAA0770739	PRIVATE SECTOR INSTITUTE	COMMUNITY AND SAFETY SERVICES	SERVICE PROVIDER TO DEVELOP A 5 YEAR INFORMATION AND COMMUNICATION TECHNOLOGY MASTER PLAN		431 250,00	-	-		16/05/2025	31/08/2025	3	CURRENT			
572	8/1/3/4/564	CORP-B043/24/25		SERVICE LEVEL AGREEMENT	BLUE CYCLE TRADING	MAAA0770739	PRIVATE SECTOR INSTITUTE	COMMUNITY AND SAFETY SERVICES	SERVICE PROVIDER TO DO CYBER SECURITY ASSESSMENT AND CONDUCT AWARENESS		442 750,00	-	-		16/05/2025	31/07/2025	2 AND 2 WEEKS	CURRENT			
573	8/1/3/4/565	PWBS-B017/24/25		SERVICE LEVEL AGREEMENT	BG MAZONGOLO CONSTRUCTION CC	MAAA0127348	PRIVATE SECTOR INSTITUTE	PUBLIC WORKS AND BASIC SERVICES	RENOVATION OF 7X COMMUNITY ASSETS		4 391 245,18	-	4 391 245,18		02/06/2025	02/09/2025	3	CURRENT			
574	8/1/3/4/566	COMM-B025/24/25		SERVICE LEVEL AGREEMENT	GRASAM GROUP	MAAA1475894	PRIVATE SECTOR INSTITUTE	COMMUNITY AND SAFETY SERVICES	SUPPLY AND DELIVERY OF SPORT EQUIPMENT FOR MAYORAL CLIP		353 000,00	353 000,00	-		20/05/2025	02/06/2025	2 WEEKS	CURRENT			
	8/1/3/4/567	PWBS-B046/24/25		SERVICE LEVEL AGREEMENT	QWELONKE ELECTRICAL	MAAA1264808	PRIVATE SECTOR INSTITUTE	PUBLIC SERVICE AND BASIC SERVICES	INSTALLATION AND DELIVERY OF ONE HORIZONTAL BALING MACHINE		482 000,00	-	-		16/05/2025	30/06/2025	1 AND 2 WEEKS	CURRENT			
575	8/1/3/4/568	PWBS-B011/24/25		SERVICE LEVEL AGREEMENT	KUHELMCEBO ENGINEERS PTY LTD	MAAA0645319	PRIVATE SECTOR INSTITUTE	PUBLIC WORKS AND BASIC SERVICES	PANEL OF ELECTRICAL SERVICE PROVIDE TO DESIGN AND IMPLEMENT ELECTRIFICATION PROJECTS, STREETLIGHTS, HIGHMAST LIGHT PROJECTS, DEVELOPMENT AND REVIEW MASTER PLAN FOR A PERIOD OF 3 YEARS		IT IS BASED ON RATE PER PRICING SCHEDULE	-	-		21/05/2025	21/05/2028	36	CURRENT			

CONTRACT NUMBER	BID/ QUOTATION NUMBER	ORDER NO.	CONTRACT TYPE	APPOINTED BIDDER	CENTRAL SUPPLIER DATABASE REGISTRATION NO.	PARTY TYPE	MUNICIPALITY VOTE/DEPARTMENT	DESCRIPTION OF GOODS/SERVICES/PROJECTS	CATEGORY	CONTRACT VALUE AS PER CONTRACT	CONTRACT AMOUNT PAID	BALANCE OF CONTRACT VALUE	PERCENTAGE ESCALATION	CONTRACT START DATE	CONTRACT END DATE	CONTRACT DURATION IN MONTHS	CONTRACT STATUS	CONTRACT EXTENSION PERIOD IN MONTHS	CONTRACT EXTENSION VALUE	COMMENTS
576	8/13/4/589	PWBS-8011/24/25	SERVICE LEVEL AGREEMENT	IGODA PROJECTS (PTY) LTD	MAAA0102309	PRIVATE SECTOR INSTITUTE	PUBLIC WORKS AND BASIC SERVICES	PANEL OF ELECTRICAL SERVICE PROVIDE TO DESIGN AND IMPLEMENT ELECTRIFICATION PROJECTS, STREETLIGHT, HIGHMAST LIGHT PROJECTS, DEVELOPMENT AND REVIEW MASTER PLAN FOR A PERIOD OF 3 YEARS		IT IS BASED ON RATE PER PRICING SCHEDULE		-		21/05/2025	21/05/2028	36	CURRENT			
577	8/13/4/590	PWBS-8011/24/25	SERVICE LEVEL AGREEMENT	HAMSA CONSULTING ENGINEERS	MAAA030666	PRIVATE SECTOR INSTITUTE	PUBLIC WORKS AND BASIC SERVICES	PANEL OF ELECTRICAL SERVICE PROVIDE TO DESIGN AND IMPLEMENT ELECTRIFICATION PROJECTS, STREETLIGHT, HIGHMAST LIGHT PROJECTS, DEVELOPMENT AND REVIEW MASTER PLAN FOR A PERIOD OF 3 YEARS		IT IS BASED ON RATE PER PRICING SCHEDULE		-		21/05/2025	21/05/2028	36	CURRENT			
578	8/13/4/591	PWBS-8011/24/25	SERVICE LEVEL AGREEMENT	THOKOMELA ENGINEERING	MAAA0263840	PRIVATE SECTOR INSTITUTE	PUBLIC WORKS AND BASIC SERVICES	PANEL OF ELECTRICAL SERVICE PROVIDE TO DESIGN AND IMPLEMENT ELECTRIFICATION PROJECTS, STREETLIGHT, HIGHMAST LIGHT PROJECTS, DEVELOPMENT AND REVIEW MASTER PLAN FOR A PERIOD OF 3 YEARS		IT IS BASED ON RATE PER PRICING SCHEDULE		-		21/05/2025	21/05/2028	36	CURRENT			
579	8/13/4/592	PWBS-8011/24/25	SERVICE LEVEL AGREEMENT	SPLENDA NKONWENI ELECTRICAL JV	MAAA0713193	PRIVATE SECTOR INSTITUTE	PUBLIC WORKS AND BASIC SERVICES	PANEL OF ELECTRICAL SERVICE PROVIDE TO DESIGN AND IMPLEMENT ELECTRIFICATION PROJECTS, STREETLIGHT, HIGHMAST LIGHT PROJECTS, DEVELOPMENT AND REVIEW MASTER PLAN FOR A PERIOD OF 3 YEARS		IT IS BASED ON RATE PER PRICING SCHEDULE		-		21/05/2025	21/05/2028	36	CURRENT			
580	8/13/4/593	CORP-B041/24/25	SERVICE LEVEL AGREEMENT	MANIK IT SOLUTIONS	MAAA0146608	PRIVATE SECTOR INSTITUTE	CORPORATE SERVICES	PROVISION OF HOSTING EMAILS, WEBSITE, SECURITY AND TECHNICAL SUPPORT FOR A PERIOD OF 3 YEARS		IT IS BASED ON RATE PER PRICING SCHEDULE		-		0	0	36	CURRENT			WAITING FOR THE CURRENT SERVICES PROVIDER TO HANDOVER THE PROJECT TO NEW SERVICE PROVIDER, NEW SERVICES PROVIDER IS STILL ANALYSING THE SLA
581	8/13/4/594	CORP-B051/24/25	SERVICE LEVEL AGREEMENT	KC AND SC SON TRADING ENTERPRISE	MAAA0263210	PRIVATE SECTOR INSTITUTE	CORPORATE SERVICES	PANEL OF SERVICE PROVIDERS TO SUPPLY AND DELIVER LAPTOPS, DESKTOPS AND OTHER ICT ACCESSORIES INCLUDING REPAIRS AND MAINTENANCE FOR A PERIOD OF 3 YEARS		IT IS BASED ON RATE PER PRICING SCHEDULE		-		01/07/2025	30/06/2028	36	CURRENT			
582	8/13/4/595	CORP-B051/24/25	SERVICE LEVEL AGREEMENT	NUAJA (PTY) LTD	MAAA0677139	PRIVATE SECTOR INSTITUTE	CORPORATE SERVICES	PANEL OF SERVICE PROVIDERS TO SUPPLY AND DELIVER LAPTOPS, DESKTOPS AND OTHER ICT ACCESSORIES INCLUDING REPAIRS AND MAINTENANCE FOR A PERIOD OF 3 YEARS		IT IS BASED ON RATE PER PRICING SCHEDULE		-		01/07/2025	30/06/2028	36	CURRENT			
583	8/13/4/596	CORP-B051/24/25	SERVICE LEVEL AGREEMENT	AUMSOFT TECHNOLOGY PTY LTD	MAAA0064545	PRIVATE SECTOR INSTITUTE	CORPORATE SERVICES	PANEL OF SERVICE PROVIDERS TO SUPPLY AND DELIVER LAPTOPS, DESKTOPS AND OTHER ICT ACCESSORIES INCLUDING REPAIRS AND MAINTENANCE FOR A PERIOD OF 3 YEARS		IT IS BASED ON RATE PER PRICING SCHEDULE		-		01/07/2025	30/06/2028	36	CURRENT			
584	8/13/4/597	PWBS-B049/24/25	SERVICE LEVEL AGREEMENT	NOLELEZINILE TRADING	MAAA1318517	PRIVATE SECTOR INSTITUTE	PUBLIC WORKS AND BASIC SERVICES	SUPPLY AND DELIVERY OF BUILDING AND ELECTRICAL MATERIAL TO DR NKOSAZANA DLAMINI ZUMA MUNICIPALITY FOR A PERIOD OF 12 MONTHS		IT IS BASED ON RATE PER PRICING SCHEDULE		-		11/06/2025	10/06/2025	12	CURRENT			
585	8/13/4/598	CORP-B028/24/25	SERVICE LEVEL AGREEMENT	MHLAMGA INC ATTORNEYS	MAAA0339292	PRIVATE SECTOR INSTITUTE	CORPORATE SERVICES	PANEL OF ATTORNEYS FOR A PERIOD OF 36 MONTHS		IT IS BASED ON RATE PER PRICING SCHEDULE		-		0	0	36	CURRENT			WAITING FOR THE INCEPTION MEETING
586	8/13/4/599	CORP-B045/24/25	SERVICE LEVEL AGREEMENT	APEKAS CONSULTING AGENCY	MAAA0984345	PRIVATE SECTOR INSTITUTE	CORPORATE SERVICES	SERVICE PROVIDER TO VERIFY QUALIFICATIONS AND CONDUCT BACKGROUND SCREENINGS FOR A PERIOD OF 3 YEARS		IT IS BASED ON RATE PER PRICING SCHEDULE		-		0	0	36	CURRENT			WAITING FOR THE INCEPTION MEETING
587	8/13/4/580	CORP-B038/24/25	SERVICE LEVEL AGREEMENT	NUAJA (PTY) LTD	MAAA0677139	PRIVATE SECTOR INSTITUTE	CORPORATE SERVICES	SERVICE PROVIDER TO SUPPLY NETWORK PLAN, DESIGN, INSTALLATION & CONFIGURATION OF NETWORK SERVICES IN BULWER DISASTER CENTRE, CREIGHTON REGISTRY AND MAIN OFFICE		470 177,50		470 177,50		24/06/2025	23/09/2025	3	CURRENT			
588	8/13/4/581	PWBS-B048/24/25	SERVICE LEVEL AGREEMENT	PUFF EMERGENCY SERVICES (PTY) LTD	MAAA0230676	PRIVATE SECTOR INSTITUTE	PUBLIC WORKS AND BASIC SERVICES	RENOVATION OF 2X MUNICIPAL BUILDINGS		977 218,25		977 218,25		30/06/2025	30/09/2025	3	CURRENT			
	8/13/4/582	PWBS-8012/24/25	SERVICE LEVEL AGREEMENT	KEMBAL TRADING (PTY) LTD	MAAA0384311	PRIVATE SECTOR INSTITUTE	PUBLIC WORKS AND BASIC SERVICES	PANEL OF SERVICE PROVIDERS FOR MAINTENANCE AND NEW INSTALLATION OF MUNICIPAL BUILDING ELECTRICAL WORKS FOR A PERIOD OF 3 YEARS		IT IS BASED ON RATE PER PRICING SCHEDULE		-		01/07/2025	30/06/2026	36	CURRENT			
	8/13/4/583	PWBS-8012/24/25	SERVICE LEVEL AGREEMENT	DOUBLE OPIION INVESTMENTS (PTY) LTD	MAAA0008998	PRIVATE SECTOR INSTITUTE	PUBLIC WORKS AND BASIC SERVICES	PANEL OF SERVICE PROVIDERS FOR MAINTENANCE AND NEW INSTALLATION OF MUNICIPAL BUILDING ELECTRICAL WORKS FOR A PERIOD OF 3 YEARS		IT IS BASED ON RATE PER PRICING SCHEDULE		-		01/07/2025	30/06/2028	36	CURRENT			
	8/13/4/584	PWBS-8012/24/25	SERVICE LEVEL AGREEMENT	KHOLWANI ELECTRICAL JV IZWELEKONKE ELECTRICALS	MAAA0800427	PRIVATE SECTOR INSTITUTE	PUBLIC WORKS AND BASIC SERVICES	PANEL OF SERVICE PROVIDERS FOR MAINTENANCE AND NEW INSTALLATION OF MUNICIPAL BUILDING ELECTRICAL WORKS FOR A PERIOD OF 3 YEARS		IT IS BASED ON RATE PER PRICING SCHEDULE		-		01/07/2025	30/06/2028	36	CURRENT			

SOFT PROJECTS CONTRACT MANAGEMENT REPORT AS AT 30 JUNE 2025

NAME OF BIDDER	PROJECT/SERVICE	DEPARTMENT	CONTRACT VALUE	PAYMENTS	START DATE	INITIAL END DATE	NEW END DATE	SERVICE PROVIDER PERFORMANCE	COMMENTS
MC NTSHALINTSHALI ATTORNEYS	PROVISION FOR PANEL OF ATTORNEYS	BUDGET & TREASURY OFFICE	R 1 351,194.16	R 1 351,194.16	01/10/2019	30/09/2022	31/03/2026	GOOD	Contract has been extended for 12 months while the municipality is in a process of appointing new panel the contract will ends 31/03/2026
MATTHEW FRANCIS INC	PROVISION FOR PANEL OF ATTORNEYS	BUDGET & TREASURY OFFICE	R 1 395 124.96	R 1 395 124.96	01/10/2019	30/09/2022	31/03/2028	GOOD	Contract has been extended for 12 months while the municipality is in a process of appointing new panel the contract will ends 31/03/2026
LUTHULI SITHOLE INCORPORATION	PROVISION FOR PANEL OF ATTORNEYS	BUDGET & TREASURY OFFICE	R 115 801.87	R 115 801.87	01/10/2019	30/09/2022	31/03/2028	GOOD	Contract has been extended for 12 months while the municipality is in a process of appointing new panel the contract will ends 31/03/2028
BPG MASS APPRAISALS	GENERAL VALUATION AND PREPARATION OF VALUATION ROLL FOR IMPLEMENTATION 1 JULY 2022	BUDGET & TREASURY OFFICE	R 1 545,884.26	R 1 545,884.26	26/05/2021	30/06/2027		GOOD	
ISIBUKO DEVELOPMENT PLANNERS	PANEL OF 6 TOWN PLANNING CONSULTANTS TO PROVIDE TOWN PLANNING SERVICES	PWBS	R 584 355.05	R 890 821.27	01/07/2021	30/06/2024	30/06/2025	GOOD	Contract has been extended for 12 months while the municipality is in a process of appointing new panel the contract will ends 30/06/2025
ZIPHELELE PLANNING AND ENVIRONMENTAL CONSULTANCY	PANEL OF 6 TOWN PLANNING CONSULTANTS TO PROVIDE TOWN PLANNING SERVICES	PWBS	R 3 148 403.68	R 3 148 403.68	2021/01/07	30/06/2024	30/06/2025	GOOD	Contract has been extended for a period of 12 months to finalise projects that the service provider is still working on them due to lengthy processes of the projects
SINOHYDRO CONSULTANTS (PTY) LTD	ENVIRONMENTAL MANAGEMENT SERVICES FOR DR NO2 MUNICIPALITY	PWBS	R 3 149 453.06	R 3 149 453.06	21/09/2021	20/09/2024	21/09/2025	GOOD	Contract has been extended for a period of 6 months to finalise the ongoing project review of integrated waste management plan from 21/03/2025 to 21/09/2025
POWERVISION	HOSTING OF EMAILS AND WEBSITE	CORP	R 561 933.23	R 561 933.23	01/04/2022	31/03/2025		SATISFACTORY	Extended on month to month basis not exceeding 12 months
POWERVISION	ICT SERVICES	CORP	R 282 464.80	R 282 464.80	01/04/2022	31/03/2025		GOOD	Extended on month to month basis not exceeding 12 months
HTB CONSULTING	PANEL OF FIVE INTERNAL AUDIT (WASERVICES PROVIDERS FOR PERIOD OF 3 YEARS 36 MONTHS)	MM	R 903 717.60	R 903 717.60	03/05/2022	30/06/2025		GOOD	Contract has been extended for period of 2 months to allow time for presentation of the report in the next APAC meeting
AMAPHEPHETSHWA AMAHLE TRADING AND PROJECT	PANEL TO SUPPLY AND DELIVERY OF DISASTER RELIEF MATERIAL (MATTRESS AND BLANKETS)	COMM	R -	R -	01/07/2022	30/06/2025		N/A	
OZIVI TRADING	PANEL TO SUPPLY AND DELIVERY OF DISASTER RELIEF MATERIAL (MATTRESS AND BLANKETS)	COMM	R 247 876.00	R 247 876.00	01/07/2022	30/06/2025		GOOD	
MANTANGU TRADING AND PROJECTS	PANEL TO SUPPLY AND DELIVERY OF DISASTER RELIEF MATERIAL (MATTRESS AND BLANKETS)	COMM	R -	R -	01/07/2022	30/06/2025		N/A	
MABHUNYWANA TRADING	PANEL TO SUPPLY AND DELIVERY OF DISASTER RELIEF MATERIAL (MATTRESS AND BLANKETS)	COMM	R -	R -	01/07/2022	30/06/2025		N/A	
KWAKHAZIMULLA PTY LTD	PANEL TO SUPPLY AND DELIVERY OF DISASTER RELIEF MATERIAL (MATTRESS AND BLANKETS)	COMM	R 68 700.00	R 68 700.00	01/07/2022	30/06/2025		GOOD	
MATHUTHA TRADING AND ENTERPRISE	PANEL TO SUPPLY AND DELIVERY OF DISASTER RELIEF MATERIAL (MATTRESS AND BLANKETS)	COMM	R 219 037.50	R 219 037.50	01/07/2022	30/06/2025		GOOD	
CAB HOLDINGS	PROVISION OF PRINTING AND POSTING STATEMENTS OF ACCOUNTS	BTO	R 1 194 368.20	R 1 194 368.20	01/06/2022	31/07/2025		GOOD	
NOZULU FUNERAL MANAGEMENT	PANEL OF FUNERAL PARLOURS	MM	R 68 500.00	R 68 500.00	26/07/2022	28/07/2025		GOOD	
AMANDABA FUNERAL SERVICES	PANEL OF FUNERAL PARLOURS	MM	R 360 800.00	R 360 800.00	26/07/2022	25/07/2025		GOOD	
KONICA MINOLTA SOUTH AFRICA	SUPPLY, INSTALLATION AND MAINTENANCE OF PRINTING/PHOTOCOPYING MACHINES	CORPORATE SERVICES	R 1 029 142.44	R 800 444.12	15/09/2022	14/09/2025		GOOD	

NAME OF BIDDER	PROJECT/SERVICE	DEPARTMENT	CONTRACT VALUE	PAYMENTS	START DATE	INITIAL END DATE	NEW END DATE	SERVICE PROVIDER PERFORMANCE	COMMENTS
TOTAL COMPUTER SERVICE (PTY) LTD	INSTALLATION, SUPPLY AND MAINTENANCE OF TRAFFIC CONVENTION MANAGEMENT SYSTEM	COMM	R 58 765.00	R 39 175.95	01/09/2022		31/08/2025	GOOD	
TRADEWIND MAINTENANCE (PTY) LTD	SUPPLY, DELIVERY AND INSTALLATION OF LIGHTNING CONDUCTORS	COMMUNITY & SOCIAL SERVICES	It is based on the following rates: year one R5 175, year two R5 750 and year three R6 325	R 437 000.00	03/10/2022		03/10/2025	GOOD	
EARLYWORKS 266 TIA NASHUA	PROVISION OF TELEPHONES	CORPORATE SERVICES	R 1 384 888.21	R 1 182 542.72	01/12/2022		30/11/2025	GOOD	
ABENKANYEZI CONSTRUCTION AND KITCHEN CC	PROVISION OF DRIVERS LICENCE TRAINING FOR A PERIOD OF 3 YEARS	COMM	IT IS BASED ON THE APPROVED RATE OF R65 700 INCLUDING DIFFERENT LICENCE CODES	R 456 062.86	01/03/2023		28/02/2028	GOOD	
SPARKS AND ELLIS (PTY) LTD	SUPPLY AND DELIVER TRAFFIC, POUND, FIRE FIGHTERS, DISASTER MANAGEMENT DEPARTMENT UNIFORM	COMM	IT IS BASED ON THE APPROVED RATE R249 089.01	R 548 938.98	03/02/2023		31/01/2026	GOOD	
AIMSOFT TECHNOLOGY PTY LTD	SUPPLY/INSTALLATION OF ANTIVIRUS SOFTWARE FOR 200 USERS FOR A PERIOD OF 3 YEARS	CORPORATE SERVICES	R 302 735.18	R 302 735.18	10/02/2023		09/02/2028	GOOD	
NTSHENGULA TRADING ENTERPRISE	SUPPLY AND DELIVERY OF GIFT VOUCHERS FOR BACK TO SCHOOL UNIFORM FOR PERIOD OF YEAR CONTRACT	COMM	It is based on the approved rate for R550 each voucher	R 306 086.95	23/01/2023		23/01/2028	POOR	The company has been served with notice of poor performance.
MOBILE TELEPHONE NETWORK	PROVISION OF INTERNET SERVICES	CORPORATE SERVICES	R 2 412 191.90	R 1 264 297.87	16/02/2023		15/02/2028	SATISFACTORY	
PETAL OFFICE TRADING	PROVISION OF VEHICLE BRANDING	BTO	IT IS BASED ON THE APPROVED RATE OF R39 900.00 FOR DIFFERENT VEHICLES	R 710 572.50	01/03/2023		28/02/2028	GOOD	
KHULANGWANE TRADING PTY LTD	PANEL OF SERVICE PROVIDERS TO SUPPLY AND DELIVERY OF PWBS PROTECTIVE CLOTHING	PWBS	IT IS BASED ON THE APPROVED RATE OF R2 616.92 INCLUDING ALL ITEMS	R 515 210.88	15/03/2023		15/03/2025	GOOD	
NATHISWILE PTY LTD	PANEL OF SERVICE PROVIDERS TO SUPPLY AND DELIVERY OF PWBS PROTECTIVE CLOTHING	PWBS	IT IS BASED ON THE APPROVED RATE OF R49 989.50 INCLUDING ALL ITEMS	R 207 545.00	15/03/2023		15/03/2028	GOOD	
NOMZAMEHLE TRADING (PTY) LTD	PANEL OF SERVICE PROVIDERS TO SUPPLY AND DELIVERY OF PWBS PROTECTIVE CLOTHING	PWBS	IT IS BASED ON THE APPROVED RATE OF R44 503.84 INCLUDING ALL ITEMS	R -	15/03/2023		15/03/2026	GOOD	
KWAKHAKHAKULA PTY LTD	PANEL OF SERVICE PROVIDERS TO SUPPLY AND DELIVERY OF PWBS PROTECTIVE CLOTHING	PWBS	IT IS BASED ON THE APPROVED RATE OF R60 243 INCLUDING ALL ITEMS	R 1 314 305.10	15/03/2023		15/03/2026	POOR	the service provider have been served with a notice of poor performance
BSK HEALTH SERVICE PTY LTD	PANEL OF OCCUPATIONAL HEALTH PROFESSIONALS	CORPORATE SERVICES	IT IS BASED ON THE APPROVED RATES AS BIDED	R 39 576.00	02/05/2023		30/04/2028	GOOD	
DR L G NEMUKONGWE INCORPORATED	PANEL OF OCCUPATIONAL HEALTH PROFESSIONALS	CORPORATE SERVICES	IT IS BASED ON THE APPROVED RATES AS BIDED	R 21 789.50	02/05/2023		30/04/2026	GOOD	
DR MTIMKHULU EZM INC	PANEL OF OCCUPATIONAL HEALTH PROFESSIONALS	CORPORATE SERVICES	IT IS BASED ON THE APPROVED RATES AS BIDED	R 24 457.00	02/05/2023		30/04/2028	GOOD	
INKY TRADING	PANEL OF OCCUPATIONAL HEALTH PROFESSIONALS	CORPORATE SERVICES	IT IS BASED ON THE APPROVED RATES AS BIDED	R 93 315.80	02/05/2023		30/04/2028	GOOD	
UNDERBERG FOREST AND GARDEN	REPAIRS AND MAINTENANCE OF SMALL PLANT AND EQUIPMENT	PWBS	IT IS BASED ON THE APPROVED RATE OF R3 392.50 INCLUDING ALL DIFFERANT ITEMS	R 380 444.18	25/05/2023		25/05/2026	GOOD	
LUVOLABASHA PTY LTD	PANEL TO SUPPLY AND DELIVERY OF REFUSE BAGS	PWBS	IT IS BASED ON THE APPROVED RATE OF R2 026 INCLUDING TRANSPORT	R -	19/08/2023		18/06/2026	N/A	
CHAMPION CIVILS	PANEL TO SUPPLY AND DELIVERY OF REFUSE BAGS	PWBS	IT IS BASED ON THE APPROVED RATE OF R2 009.60 INCLUDING TRANSPORT	R 322 000.00	18/06/2023		18/06/2026	GOOD	
SHEMUNTU AND SONS (PTY) LTD	PANEL TO SUPPLY AND DELIVERY OF REFUSE BAGS	PWBS	IT IS BASED ON THE APPROVED RATE OF R938.16 INCLUDING TRANSPORT	R 287 845.00	18/06/2023		18/06/2026	GOOD	
NTSHENGULA TRADING ENTERPRISE	PANEL TO SUPPLY AND DELIVERY OF STATIONERY	CORPORATE SERVICES	IT IS BASED ON THE APPROVED RATES AS BIDED	R -	01/07/2023		30/06/2028	GOOD	
AMANCWABANE TRADING ENTERPRISE	PANEL TO SUPPLY AND DELIVERY OF STATIONERY	CORPORATE SERVICES	IT IS BASED ON THE APPROVED RATES AS BIDED	R -	01/07/2023		30/06/2026	GOOD	
ONKAMALANGA TRADING	PANEL TO SUPPLY AND DELIVERY OF STATIONERY	CORPORATE SERVICES	IT IS BASED ON THE APPROVED RATES AS BIDED	R 421 670.00	01/07/2023		30/06/2028	GOOD	
MATHUTHA TRADING ENTERPRISE (PTY) LTD	PANEL TO SUPPLY AND DELIVERY OF STATIONERY	CORPORATE SERVICES	IT IS BASED ON THE APPROVED RATES AS BIDED	R 740 704.15	01/07/2023		30/06/2028	GOOD	
CLEAN SPOT SOLUTIONS	PANEL TO SUPPLY AND DELIVERY OF CLEANING MATERIAL	CORPORATE SERVICES	IT IS BASED ON THE APPROVED RATES AS BIDED	R 107 365.69	01/07/2023		30/06/2028	GOOD	
NTSHENGULA TRADING ENTERPRISE	PANEL TO SUPPLY AND DELIVERY OF CLEANING MATERIAL	CORPORATE SERVICES	IT IS BASED ON THE APPROVED RATES AS BIDED	R -	01/07/2023		30/06/2028	GOOD	
SHEMUNTU AND SONS (PTY) LTD	PANEL TO SUPPLY AND DELIVERY OF CLEANING MATERIAL	CORPORATE SERVICES	IT IS BASED ON THE APPROVED RATES AS BIDED	R 137 578.84	01/07/2023		30/06/2028	GOOD	

NAME OF BIDDER	PROJECT/SERVICE	DEPARTMENT	CONTRACT VALUE	PAYMENTS	START DATE	INITIAL END DATE	NEW END DATE	SERVICE PROVIDER PERFORMANCE	COMMENTS
MATHUTHA TRADING ENTERPRISE (PTY) LTD	PANEL TO SUPPLY AND DELIVERY OF CLEANING MATERIAL	CORPORATE SERVICES	IT IS BASED ON THE APPROVED RATES AS BIDD	R 541 588.66	01/07/2023	30/06/2026		GOOD	
TYCOON HOLDINGS TOWING AND RECOVERY	PANEL OF TOWING SERVICES	CORPORATE SERVICES	RATE OF R4000 FOR SKILLED PERSONNEL AND R1000 TRUCK	R -	01/07/2023	30/06/2026		GOOD	
MINTAMBO FINANCIAL CONSULTING	PANEL OF FIVE INTERNAL AUDIT (IA) SERVICES PROVIDERS	OFFICE OF THE MUNICIPAL MANAGER	IT IS BASED ON THE APPROVED	R 273 840.00	14/07/2023	14/07/2026		GOOD	
NATED SYSTEM (PTY) LTD	SUPPLY, INSTALLATION AND CONFIGURATION OF ELECTRONIC DOCUMENTS AND RECORDS MANAGEMENT SYSTEM (EDRMS)	CORPORATE SERVICES	R 980 260.00	R	19/09/2023	17/09/2026		SATISFACTORY	
BLUECLOUD IT SOLUTIONS	SUPPLY AND DELIVERY OF ADOBE ACROBAT PRO VOLUME LICENCE	CORPORATE SERVICES	R 1 143 527.88	R 790 940.26	25/08/2023	25/09/2026		SATISFACTORY	
ENVIROSERVE WASTE MANAGEMENT (PTY) LTD	REMOVAL OF WASTE FROM HIMEVILLE TRANSFER STATION	PWBS	IT IS BASE ON THE APPROVED RATE OF R37 804.62 FOR RENTAL AND TRANSPORTATION	R 4 021 103.14	18/10/2023	18/10/2026		GOOD	
AQUA TRANSPORT & PLANT HIRE	PANEL OF 3 SERVICE PROVIDERS TO PROVIDE HONEY SUCKING AND HIGH WATER PRESSURE JETTING SERVICES	PWBS	IT IS BASED ON THE APPROVED REATE OF R22 300 FOR HONEY SUCKING AND JETTING CLEANING	R	17/10/2023	17/10/2026		N/A	
SHEMUNTO AND SONS	PANEL OF 3 SERVICE PROVIDERS TO PROVIDE HONEY SUCKING AND HIGH WATER PRESSURE JETTING SERVICES	PWBS	IT IS BASED ON THE APPROVED REATE OF R11 879.50 FOR HONEY SUCKING AND JETTING CLEANING	R 1 055 978.50	17/10/2023	17/10/2026		GOOD	
EKENE INVESTMENTS CC	PANEL OF 3 SERVICE PROVIDERS TO PROVIDE HONEY SUCKING AND HIGH WATER PRESSURE JETTING SERVICES	PWBS	IT IS BASED ON THE APPROVED REATE OF R34 629 FOR HONEY SUCKING AND JETTING CLEANING	R	17/10/2023	17/10/2026		N/A	
MHLONGO TRANSCOIN SECURITY	PROVISION OF SECURITY SERVICES AND VIP PROTECTION FOR A PERIOD OF 96 MONTHS	CORPORATE SERVICES	R 82 803 590.03	R 32 182 145.46	03/01/2024	03/01/2027		GOOD	
LANREC (PTY) LTD	PANEL OF SERVICE PROVIDERS FOR CONSTRUCTION OF OSS HOUSES	COMMUNITY& SOCIAL SERVICES	IT IS BASED ON THE APPROVED RATE OF R211 000.00	R -	22/01/2024	22/01/2027		N/A	
ZWEZWE CONSTRUCTION AND PROJECTS	PANEL OF SERVICE PROVIDERS FOR CONSTRUCTION OF OSS HOUSES	COMMUNITY& SOCIAL SERVICES	IT IS BASED ON THE APPROVED RATE OF R148 160.00	R -	22/01/2024	22/01/2027		N/A	
AMANZI AHLOBILE TRADING 73	PANEL OF SERVICE PROVIDERS FOR CONSTRUCTION OF OSS HOUSES	COMMUNITY& SOCIAL SERVICES	IT IS BASED ON THE APPROVED RATE OF R387 420.00	R -	22/01/2024	22/01/2027		N/A	
SANUTI TRADING AND PROJECT (PTY) LTD	PANEL OF SERVICE PROVIDERS FOR CONSTRUCTION OF OSS HOUSES	COMMUNITY& SOCIAL SERVICES	IT IS BASED ON THE APPROVED RATE OF R158 000.00	R 243 883.75	22/01/2024	22/01/2027		GOOD	
MHLABANE TRADING (PTY) LTD	PANEL OF SERVICE PROVIDERS FOR CONSTRUCTION OF OSS HOUSES	COMMUNITY& SOCIAL SERVICES	IT IS BASED ON THE APPROVED RATE OF R200 000.00	R -	22/01/2024	22/01/2027		N/A	
MAZITHULELE 96 CONSTRUCTION	PANEL OF SERVICE PROVIDERS FOR CONSTRUCTION OF OSS HOUSES	COMMUNITY& SOCIAL SERVICES	IT IS BASED ON THE APPROVED RATE OF R164 854.74	R -	22/01/2024	22/01/2027		N/A	
INDU B TRADING ENTERPRISE	PANEL OF SERVICE PROVIDERS FOR CONSTRUCTION OF OSS HOUSES	COMMUNITY& SOCIAL SERVICES	IT IS BASED ON THE APPROVED RATE OF R192 280.00	R 292 399.02	22/01/2024	22/01/2027		GOOD	
BUHLIBEZWE TRADING (PTY) LTD	PANEL OF SERVICE PROVIDERS FOR CONSTRUCTION OF OSS HOUSES	COMMUNITY& SOCIAL SERVICES	IT IS BASED ON THE APPROVED RATE OF R173 095.00	R -	22/01/2024	22/01/2027		N/A	
TYCOON HOLDINGS TOWING AND RECOVERY	PANEL OF SERVICE PROVIDERS FOR CONSTRUCTION OF OSS HOUSES	COMMUNITY& SOCIAL SERVICES	IT IS BASED ON THE APPROVED RATE OF R160 000.00	R -	22/01/2024	22/01/2027		N/A	
KELONATHI PTY LTD	PANEL OF SERVICE PROVIDERS FOR CONSTRUCTION OF OSS HOUSES	COMMUNITY& SOCIAL SERVICES	IT IS BASED ON THE APPROVED RATE OF R223 740.00	R -	22/01/2024	22/01/2027		N/A	
MATHUTHA TRADING ENTERPRISE (PTY) LTD	PANEL OF SERVICE PROVIDERS FOR CONSTRUCTION OF OSS HOUSES	COMMUNITY& SOCIAL SERVICES	IT IS BASED ON THE APPROVED RATE OF R167 105.50	R 359 988.24	22/01/2024	22/01/2027		GOOD	
KEMBAL TRADING (PTY) LTD	PANEL OF SERVICE PROVIDERS FOR CONSTRUCTION OF OSS HOUSES	COMMUNITY& SOCIAL SERVICES	IT IS BASED ON THE APPROVED RATE OF R330 390.00	R 158 751.00	22/01/2024	22/01/2027		N/A	
FANO 2016	PANEL OF SERVICE PROVIDERS FOR CONSTRUCTION OF OSS HOUSES	COMMUNITY& SOCIAL SERVICES	IT IS BASED ON THE APPROVED RATE OF R173 434.00	R 158 751.00	22/01/2024	22/01/2027		GOOD	
MANIK IT SOLUTION (PTY) LTD	DSUPPLY, IMPLEMENT, CONFIGURE AND SUPPORT ICT SERVICES MANAGEMENT/ HELPDESK SYSTEM	CORPORATE SERVICES	R 567 213.95	R 462 925.75	01/04/2024	31/03/2027		GOOD	

NAME OF BIDDER	PROJECT/SERVICE	DEPARTMENT	CONTRACT VALUE	PAYMENTS	START DATE	INITIAL END DATE	NEW END DATE	SERVICE PROVIDER PERFORMANCE	COMMENTS
MANTIX IT SOLUTION (PTY) LTD	PROVISION OF ICT OFF-SITE BACKUP AND DISASTER RECOVERY SERVICES (BUSINESS CONTINUITY) AND SUPPORT	CORPORATE SERVICES	R 1 537 252.08 IT IS BASED ON THE APPROVED RATE OF R7 615.13 INCLUDING ALL DIFFERENT ADVERTISE	R 603 476.88	01/04/2024	31/03/2027		GOOD	
SOMBIZI HOLDINGS	PROVISION OF ADVERTISING SERVICES	CORPORATE SERVICES	R 548 480.14 IT IS BASED ON THE APPROVED RATE OF R14 920 INCLUDING ALL TYPES OF CARTRIDGE	R 548 480.14	01/07/2024	30/06/2027		GOOD	
ONKAMALANGA TRADING	SUPPLY AND DELIVERY OF PRINTER CARTRIDGES	CORPORATE SERVICES			01/07/2024	30/06/2027	N/A		
NDLELEZINHLE TRADING	SUPPLY AND DELIVERY OF SCIENCE KITS	COMMUNITY & SOCIAL SERVICES	R 400 000.00 IT IS BASED ON THE APPROVED RATE OF R30 000 PER KIT	R 400 000.00	03/06/2024	03/06/2027		GOOD	
YKL CONSTRUCTION (PTY) LTD	OPERATE AND CONDUCT ROUTINE MAINTENANCE ON THE STEAM TRAIN	COMMUNITY & SOCIAL SERVICES	R 500 000.00	R 500 000.00	09/07/2024	09/07/2025		GOOD	
SAWUTI TRADING AND PROJECT (PTY) LTD	PROVISION OF NATIONAL ROAD TRAFFIC ACTS	CORPORATE SERVICES	R 6 000.00	R 4 000.00	01/07/2024	30/06/2027		N/A	
	SUPPLY, DELIVERY, INSTALLATION AND COMMISSIONING OF 1000 USERS IN CONCEPT 186 VOLUME LICENCE FOR A PERIOD OF 3 YEARS								
AUMISOFT TECHNOLOGY PTY LTD	PANEL OF SERVICE PROVIDERS FOR A VERIFICATION OF INDIGENTS LISTING 2300 FOR A PERIOD OF 3 YEARS	CORPORATE SERVICES	R 427 558.50 IT IS BASED ON THE APPROVED RATE PER ACCOUNT TR109.25	R 427 558.50	16/09/2024	15/09/2027		GOOD	
CLEARRESULT 77 PTY LTD	PANEL OF SERVICE PROVIDERS TO PROVIDE SERVICES OF MEDIA CO-ORDINATION AND PRINTING OF THE MUNICIPAL NEWSLETTER FOR 3 YEARS	BUDGET & TREASURY	R 124 545.00	R 124 545.00	02/09/2024	02/09/2027		N/A	
YAYOH TRADING	SUPPLY AND DELIVERY OF ANIMAL FEED AND MEDICATION FOR A PERIOD OF 3 YEARS	EXECUTIVE COUNCIL	R 1 035 680.00 IT IS BASED ON THE APPROVED RATE	R 1 035 680.00	28/10/2024	28/10/2027		N/A	
NDLELEZINHLE TRADING	PANEL OF DEBT COLLECTION SERVICES FOR A PERIOD OF 3 YEARS	COMMUNITY & SOCIAL SERVICES	R 247 970.00 IT IS BASED ON AN APPROVED RATE OF 12%	R 247 970.00	11/11/2024	10/11/2027		N/A	
SL DEBT RECOVERY SA PTY LTD		BUDGET & TREASURY	R -	R -	01/02/2025	31/01/2028		N/A	

HARD AND CAPITAL PROJECT CONTRACT MANAGEMENT REPORT AS AT 30 JUNE 2025

NAME OF BIDDER	PROJECT/SERVICE	DEPARTMENT	CONTRACT VALUE	PAYMENTS	START DATE	INITIAL END DATE	NEW END DATE	SERVICE PROVIDER PERFORMANCE	COMMENTS
TPA CONSULTING CC	PANEL OF 5 SERVICE PROVIDERS FOR THE PROJECT MANAGEMENT OF CAPITAL PROJECTS	PWBS	IT IS BASED ON THE APPROVED RATE OF 11% FOR THE WHOLE PERIOD	R 2 393 414.44	12/10/2021	11/10/2024	31/12/2025	GOOD	The contract has been extended for 13 months to finalize the project that have been already started before the contract ends.
FMA ENGINEERS PTY LTD	PANEL OF 5 SERVICE PROVIDERS FOR THE PROJECT MANAGEMENT OF CAPITAL PROJECTS	PWBS	IT IS BASED ON THE APPROVED RATE OF 8% IN YEAR 1, 10% IN YEAR 2 AND YEAR 3	R 3 246 325.81	12/10/2021	11/10/2024	31/12/2025	GOOD	The contract has been extended for 13 months to finalize the project that have been already started before the contract ends.
MASAKHEKULUNGE PROJECT MANAGERS AND CONSULTANTS	PANEL OF 5 SERVICE PROVIDERS FOR THE PROJECT MANAGEMENT OF CAPITAL PROJECTS	PWBS	IT IS BASED ON THE APPROVED RATE OF 12% FOR THE WHOLE PERIOD	R 3 732 860.81	12/10/2021	11/10/2024	31/12/2025	GOOD	The contract has been extended for 13 Months to finalize the project that have been already started before the contract ends.
SHARDESH SEWAL AND ASSOCIATES CC	PANEL OF 5 SERVICE PROVIDERS FOR THE PROJECT MANAGEMENT OF CAPITAL PROJECTS	PWBS	IT IS BASED ON THE APPROVED RATE OF 8.5% FOR THE WHOLE PERIOD	R 5 287 269.27	12/10/2021	11/10/2024	31/12/2025	GOOD	The contract has been extended for 13 Months to finalize the project that have been already started before the contract ends.
MAJIKI CONSTRUCTION	PANEL OF SERVICE PROVIDERS FOR HIRE OF CONSTRUCTION PLANT TO SERVICE THE MUNICIPALITY	PWBS	It is based on the approved rate of R97 300.35 INCLUDING ALL ITEMS	R	10/02/2023	12/02/2026		N/A	
MIDMAR PLANT HIRE CC	PANEL OF SERVICE PROVIDERS FOR HIRE OF CONSTRUCTION PLANT TO SERVICE THE MUNICIPALITY	PWBS	IT IS BASED ON THE APPROVED RATE OF R 88 285.50 INCLUDING ALL ITEMS	R	13/02/2023	12/02/2026		N/A	
EKENE INVESTMENTS CC	PANEL OF SERVICE PROVIDERS FOR HIRE OF CONSTRUCTION PLANT TO SERVICE THE MUNICIPALITY	PWBS	IT IS BASED ON THE APPROVED RATE OF R 103 801.30 INCLUDING ALL ITEMS	R	13/02/2023	12/02/2026		N/A	
MBOVA CONSTRUCTION	PANEL OF SERVICE PROVIDERS FOR HIRE OF CONSTRUCTION PLANT TO SERVICE THE MUNICIPALITY	PWBS	IT IS BASED ON THE APPROVED RATE OF R 95 243.00 INCLUDING ALL ITEMS	R 1 960 698.40	13/02/2023	12/02/2026		GOOD	
AQUA TRANSPORT & PLANT HIRE PTY LTD	PANEL OF SERVICE PROVIDERS FOR HIRE OF CONSTRUCTION PLANT TO SERVICE THE MUNICIPALITY	PWBS	IT IS BASED ON THE APPROVED RATE OF R 128 894.45 INCLUDING ALL ITEMS	R 372 205.21	13/02/2023	12/02/2026		GOOD	
UKWAZI HOME DEVELOPMENT PROJECTS	PANEL OF SERVICE PROVIDERS FOR HIRE OF CONSTRUCTION PLANT TO SERVICE THE MUNICIPALITY	PWBS	IT IS BASED ON THE APPROVED RATE OF R 48 616.75 INCLUDING ALL ITEMS	R 4 231 545.00	13/02/2024	12/02/2026		GOOD	
CONAN CONSTRUCTION CC	PANEL OF SERVICE PROVIDERS FOR HIRE OF CONSTRUCTION PLANT TO SERVICE THE MUNICIPALITY	PWBS	IT IS BASED ON THE APPROVED RATE OF R 100 659.50 INCLUDING ALL ITEMS	R 18 010 766.25	13/02/2025	12/02/2026		GOOD	
NGQIKA TRADING	PANEL OF SERVICE PROVIDERS FOR HIRE OF CONSTRUCTION PLANT TO SERVICE THE MUNICIPALITY	PWBS	IT IS BASED ON THE APPROVED RATE OF R 65 653.50 INCLUDING ALL ITEMS	R 1 225 465.78	13/02/2026	12/02/2026		GOOD	
MAGUBANE PLANT AND CONTRACTORS CC	PANEL OF SERVICE PROVIDERS FOR HIRE OF CONSTRUCTION PLANT TO SERVICE THE MUNICIPALITY	PWBS	IT IS BASED ON THE APPROVED RATE OF R 100 634.20 INCLUDING ALL ITEMS	R 8 993 042.69	13/02/2027	12/02/2026		GOOD	
MPILEBANZI PROJECTS PTY LTD	PANEL OF SERVICE PROVIDERS FOR HIRE OF CONSTRUCTION PLANT TO SERVICE THE MUNICIPALITY	PWBS	IT IS BASED ON THE APPROVED RATE OF R 113 112.00 INCLUDING ALL ITEMS	R -	13/02/2028	12/02/2026		N/A	
MALEH DEVELOPMENT AND CONSTRUCTION CC	CONCRETE SURFACING OF MANDAME ACCESS ROAD	PWBS	R 2 558 760.00	R 1 366 707.86	07/09/2024	07/09/2024	15/07/2025	FAIR	Overall Physical Progress on site is 52.4%
TUNUNU TRADING	MAINTENANCE AND NEW INSTALLATION OF AIR CONDITIONERS	PWBS	IT IS BASED ON THE APPROVED RATE OF R657.00 INCLUDING ALL ITEMS	R 1 351 713.84	11/04/2024	11/04/2027		GOOD	
MAGUBANE PLANT AND CONTRACTORS	CONSTRUCTION OF HIMEVILLE TOWN ROAD PHASE 1 (SUGAR ROAD)	PWBS	R 4 953 468.03	R 3 345 179.79	27/09/2024	30/03/2025	23/05/2025	SATISFACTORY	The project is practical complete
UKWAZI HOME DEVELOPMENT	CONSTRUCTION OF MAGUZWANA SPORTFIELD	PWBS	R 4 301 000.00	R 2 557 426.26	27/11/2024	28/06/2025	20/06/2025	GOOD	Overall Physical Progress on site is 70%
UKWAZI HOME DEVELOPMENT	CONSTRUCTION OF BULWER TOWN UPGRADE PHASE 2-SIDE WALKS	PWBS	R 3 605 250.00	R 2 879 964.79	27/11/2024	28/02/2025		GOOD	the project is practical complete
UKWAZI HOME DEVELOPMENT	CONSTRUCTION OF BULWER ASPHALT SURFACING ROAD PHASE 8 (SECTION 3)	PWBS	R 4 801 633.87	R 1 284 587.84	28/02/2025	28/08/2025		N/A	Overall Physical Progress on site is 15%
SHARDESH SEWAL AND ASSOCIATES CC	PANEL OF PROJECT MANAGEMENT OF CAPITAL PROJECTS	PWBS	IT IS BASED ON ECSA GAZETTED RATES	R -	28/02/2025	28/02/2028		N/A	
BMK GROUP PTY LTD	PANEL OF PROJECT MANAGEMENT OF CAPITAL PROJECTS	PWBS	IT IS BASED ON ECSA GAZETTED RATES	R -	28/02/2025	28/02/2028		N/A	

S. M. Givande

MIG, ELECTRIFICATION AND INTERNAL FUNDED PROJECTS

Project Name	Jun-25	Reason for Delays	Remedial Action
2022/23 FINANCIAL YEAR PROJECTS			
2022/23 FINANCIAL YEAR MIG PROJECTS			
Creighton Sport Center phase 2	The project is practical complete.	There was the delay due rainy days in december and January.	The project manager is monitoring the project very closely in order to complete the project on time
Mafohla Community Hall	The project is practical complete and under the defect liability period, to lapse by the 30 November 2025.		
Underberg Asphalt Road Phase 4	The project is practical complete and under the defect liability period.	N/A	N/A
2022/23 FINANCIAL YEAR INTERNAL PROJECTS			
Creighton Storeroom	The project is at 98% complete, the service provider is busy with construction of parking and retaining wall.	Delayed due to insufficient budget, the project was waiting for the virement period in order to start the internal processes. The project is currently delayed by the slow pregress on site by the contractor.	The project has commernced on site. The project manager has issued a notice of slow progress by the contractor and the contractor promised to get back on site with full force
Bulwer Town Upgrade Phase 2	for sidewalks contract construction all activities are practical completed. Informal trading contract the adjudication committee made recommendation for re-advertisement, for the appointment of the contractor. Project is now at a tender stage to appoint suitable service provider sitting with adjudication committee to finalise appointment.		

Project Name	Jun-25	Reason for Delays	Remedial Action
Renewal of Gravel Access Roads 2024/25 min. 1km			
Ngqiya Access Road	Due to budget cut this project will be done in the next financial year 2025/2026.		
Kwapitela Access Road	Due to budget cut this project will be done in the next financial year 2025/2026.	h	
Ekhubeni Access Road	Due to budget cut this project will be done in the next financial year 2025/2026.	0	
Zuzu Access Road	Due to budget cut this project will be done in the next financial year 2025/2026.		
Khukhulela Access Road	Due to budget cut this project will be done in the next financial year 2025/2026.		
Sibaya Access Road	Due to budget cut this project will be done in the next financial year 2025/2026.		
Mcondo Access Road (KwaZondi)	Due to budget cut this project will be done in the next financial year 2025/2026.		
Manxiweni Access Road (MaSosibo)	Due to budget cut this project will be done in the next financial year 2025/2026.		
Ejozi Access Road	Due to budget cut this project will be done in the next financial year 2025/2026.		The project was completed before the end of Q2 for the financial year 2023/24
Kenana Access Road	Due to budget cut this project will be done in the next financial year 2025/2026.		
Siyothula Access Road (Dlamini)	Due to budget cut this project will be done in the next financial year 2025/2026.		
Siba Access Road	Due to budget cut this project will be done in the next financial year 2025/2026.		
Madlala Access Road	Due to budget cut this project will be done in the next financial year 2025/2026.		
Mashintshi Access Road	Due to budget cut this project will be done in the next financial year 2025/2026.		
KwaSawoti Access Road	Due to budget cut this project will be done in the next financial year 2025/2026.		

Project Name	Jun-25	Reason for Delays	Remedial Action
2023/24 FINANCIAL YEAR PROJECTS			
2024/25 FINANCIAL YEAR MIG PROJECTS			
Maguzwana Sport fields	The project is 95% complete service provider is busy with constructing combo court is now busy with finishing cleaning and gate installation		
Thonsini Hall and Creche	The project is practical complete		
Khubeni Creche	The project is practical complete and under the defect liability period.		
Zwelisha creche	The project is practical complete under defeet liability.		
Siyathuthuka creche	The project is practical complete under defeet liability.		
Bulwer Asphalt phase 8 Section 3	Project is 55% complete, contractor is on site and now busy with construction of concrete section.		
2023/24 FINANCIAL YEAR INTERNAL PROJECTS			
Upgrading of himeville township asphalts road	Project is 95% complete, service provider is still on site has completed constructing concrete section and potholes. Now is busy with construction of kerbing and finishes.	Delayed due to changes (method) which was done by the scm department for the appointment of service provider	The SCM is now finalising the proccess to alocate the service provider (consultant) for this project
Nomgidi Community Hall	Due to budget cut the project will be done on the next coming financial years.	Delayed due to changes (method) which was done by the scm department for the appointment of service provider	The SCM is now finalising the proccess to alocate the service provider (consultant) for this project
Bus Shelters	Project is practical complete		
Ntwasahlobo to Ridge pedestrain bridge	Environmental authourisations and water use licence issued for Ntwasahlobo to Ridge Pedestrian Bridge. Environmental authourisation was published for interested and affected parties to make objections, 14 days was given for appeals. No appeals were received, the project will them continue for construction taking into consideration conditions on the environmental authourisation. Awaiting appointment of environmental control officer, once contractor has been appointed.	EAP appointment for the EIA and Water use Authourisation for the pedestrian bridges but there is a delay due to late appointment of Enginners for designing pedestrian bridges	Inception meeting took place on the 6th December 2023, engineers have been given up until January 2024 to submit to preliminary designs thereafter the EIA procedss will continue. PWBS to work closely with Engineers to ensure that set date for submission is adhered to.

Project Name	Jun-25	Reason for Delays	Remedial Action
Dlangisa pedestrain bridge	Environmental authourisations and water use licence issued for Ndlangisa Pedestrian Bridge. Environmental authourisation was published for interested and affected parties to make objections, 14 days was given for appeals. No appeals were received, the project will then continue for construction taking into consideration conditions on the environmental authourisation. Awaiting appointment of environmental control officer, once contractor has been appointed.Project is at a tender stage briefing session on 03 July 2025		Inception meeting took place on the 6th December 2023, engineers have been given up until January 2024 to submit to preliminary designs thereafter the EIA procedss will continue. PWBS to work closely with Engineers to ensure that set date for submission is adhered to.
Gobhogobho pedestrain bridge	Environmental authourisations and water use licence issued for Gobhogobho Pedestrian Bridge. Environmental authourisation was published for interested and affected parties to make objections, 14 days was given for appeals. No appeals were received, the project will then continue for construction taking into consideration conditions on the environmental authourisation. Awaiting appointment of environmental control officer, once contractor has been appointed.	EAP appointment for the EIA and Water use Authourisation for the pedestrian bridges but there is a delay due to late appointment of Enginners for designing pedestrian bridges	Inception meeting took place on the 6th December 2023, engineers have been given up until January 2024 to submit to preliminary designs thereafter the EIA procedss will continue. PWBS to work closely with Engineers to ensure that set date for submission is adhered to.
Half my right pedestrain bridge	Environmental authourisations and water use licence issued for Gobhogobho Pedestrian Bridge. Environmental authourisation was published for interested and affected parties to make objections, 14 days was given for appeals. No appeals were received, the project will then continue for construction taking into consideration conditions on the environmental authourisation. Awaiting appointment of environmental control officer, once contractor has been appointed.	EAP appointment for the EIA and Water use Authourisation for the pedestrian bridges but there is a delay due to late appointment of Enginners for designing pedestrian bridges	Inception meeting took place on the 6th December 2023, engineers have been given up until January 2024 to submit to preliminary designs thereafter the EIA procedss will continue. PWBS to work closely with Engineers to ensure that set date for submission is adhered to.
Centocow phase 3	Project is practical complete and is under defect liablity period		
Storm Water installation	Ward 05,06,13 and 14 completed in of 2024/2025 and currently waiting for the new order for Ward 01, 02, 03, 07, 11, 12 &15. The headwalls have been constructed for ward 9 and 10.Ward 04 and 08 completed in Qaurter 4		

Project Name	Jun-25	Reason for Delays	Remedial Action
ELECTRIFICATION PROJECTS 2023/2024			
Greater Stepmore/Ridge phase 6	Project is on hold due to MV line and transformer upgrade		
Greater Bhidla/Sizanenjana phase 6	Project is on hold due to MV line and transformer upgrade		
ELECTRIFICATION PROJECTS 2024/2025			
Amakhuze/Cabazi phase 7	Project is practical complete		
Lamington to Greater Stepmore 5.3 km MV line	Project is practical complete busy with snags	Delay due to expired of electrification service providers contract	The SCM is now finalising the process of appointing new service provider for electrification projects currently in adjudication stage
Greater Khukhulela/Nomagaga phase 7	Project is practical complete		
Greater Ngwagwane Phase 7	Project is practical complete		
Greater Nkwezela phase 7	Project is practical complete		
Greater Nkumba/Magwaneni Phase 7	Project is practical complete		