

REPORT TO THE DR NKOSAZANA DLAMINI ZUMA MUNICIPAL COUNCIL



Author : Chief Financial Officer

1st Level – Finance Portfolio Committee

2nd Level – Executive Committee

3rd Level – Municipal Council

**SUBJECT: PRELIMINARY MONTHLY IN YEAR MONITORING FINANCIAL REPORT
FOR THE MONTH ENDED 29 FEBRUARY 2024**

1.1 PURPOSE

The purpose of this report is to comply with section 71 of the Municipal Finance Management Act (MFMA) and the requirements as promulgated in the Government Gazette No 32141 of 17 April 2009.

1.2 STRATEGIC OBJECTIVE

To ensure good governance, financial viability and optimal institutional transformation with capacity to execute its mandate.”

1.3 BACKGROUND

Section 71 of the MFMA and in terms of Section 28 of the Government Notice 32141 dated 17 April 2009, regarding the “Local Government: Municipal Finance Management Act 56 of 2003, Municipal Budget and Reporting Regulations” necessitates that specific financial particular be reported on and in the format prescribed, hence this report to meet legislative compliance.

Section 71(1) The accounting officer of a municipality **must by no later than 10 working days after the end of each month** submit to the mayor of the municipality and the relevant treasury a statement in the prescribed format on the state of the municipality’s budget reflecting the following particulars for the month and for the financial year up to the end of that month: ...”.

“Section 28 of government notice: The monthly budget statement of a municipality must be in the format specified in Schedule C and include all the required tables, charts and

explanatory information, taking into account any guidelines issued by the Minister in terms of section 168(1) of the Act.”

For the reporting period ending 29 February 2024 the ten-working day reporting limit expired on 14 March 2024.

Further, Section 31(1) of the Government Gazette No 32141 of 17 April 2009 prescribes the following:

4. ANNEXURES

PART 1 – FINANCIAL REPORT

- 4.1 Summary Financial Status – 29 February 2024**
- 4.2 Financial Ratios – 29 February 2024**
- 4.3 Summary Financial Performance Report for the Period ending – 29 February 2024**
- 4.4 Capital Expenditure – 29 February 2024**
- 4.5 Material Variances – 29 February 2024**

PART 2 – DETAILED FINANCIAL INFORMATION

- 4.6 Debtors Analysis – 29 February 2024**
- 4.7 Creditors Analysis – 29 February 2024**
- 4.8 Cash and Investments – 29 February 2024**
- 4.9 Conditional Grants – 29 February 2024**
- 4.10 Councilor and Staff Benefits (Sec 66) – 29 February 2024**
- 4.11 Other Supporting Documents – 29 February 2024**
- 4.12 Monthly Budget Statements – 29 February 2024**
- 4.13 Status on Capital Projects – 29 February 2024**
- 4.14 Quality Certificate – 29 February 2024**

5. RECOMMENDATIONS

It is therefore recommended that:

1. The report be noted
2. That, in compliance with, Section 71 of the MFMA and in terms of Government Notice 32141 dated 17 April 2009, regarding the “Local Government: Municipal Finance Management Act 2003 Municipal Budget and Reporting Regulations” the preliminary financial results regarding the operating and capital budgets for second quarter 2023/24 financial year, and supporting documents as required by National Treasury (Schedule C) be submitted to Full Council Committee.
3. In order to comply with Section 31(1) of the Government Gazette No 32141 of 17 April 2009 this report be submitted to the National Treasury and the relevant Provincial Treasury.

4.1 SUMMARY OF FINANCIAL STATUS – 29 February 2024

- 4.1.1 Surplus for the period ending 29 February 2024 is R 165,067.80
- 4.1.2 Capital Expenditure for the period ending 29 February 2024 is R 35,088,545.00
- 4.1.3 Trade Receivables for the period ending 29 February 2024 is R 95,001,291.43
- 4.1.4 Cash and Cash equivalent for the period ending 29 February 2024 is R169,058,311.81
- 4.1.5 Conditional Grants for the period ending 29 February 2024 is (R 206,838.04)

4.2 FINANCIAL RATIOS – 29 February 2024

Summary of Financial Performance	Actual Year to Total Budget
Actual Revenue to Budgeted Revenue	42%
Actual Opex to Budgeted Opex	59%
Actual Capex to Budgeted Capex	38%
Employee related cost	75%
Councillors Remuneration	56%
Conditional Grants Expenditure	65%
Debtors Collection	80.29%
Creditors Paid	100%

4.3. SUMMARY OF FINANCIAL PERFORMANCE FOR PERIOD ENDING 29 FEBRUARY 2024

The below analysis is a high-level assessment based on revenue and expenditure recognised on the Municipal Financial System. It is incumbent on the necessary user business units and user departments to ensure the completeness, Validity and accuracy of the information provided for the purposes of the assessment and bring to the attention of the council any further business units' items which are fully elaborated below.

The SFP shown in Annexure A, Table C4, is prepared on a similar basis to the prescribed budget format, detailing revenue by source type and expenditure by input type. The summary report indicates the following:

DESCRIPTION	ORIGINAL BUDGET 2023/2024	YTD BUDGET 29/02/2024	ACTUALS AS AT 29/02/2024
Total Revenue	R 244,798,548.00	R 168,472,168.00	R 104,786,952.86
Total Expenditure	(R 264,792,946.00)	(R 186,119,824.00)	(R116,777,857.49)
Operating Surplus/ (Deficit)	(R 19,994,398.00)	(R 17,647,656.00)	(R 11,990,905.13)
Transfers recognised – capital	R 31,779,000.00	R 21,235,992.00	R 12,155,972.89
Surplus for the year	R 11,784,602.00	R 3,588,336.00	R 165,067.76

Monthly Budget Tables

Table C1 below provides a summary of the overall performance in the Municipality and is unpacked in the sections that follow

KZN436 Dr Nkosazana Dlamini Zuma - Table C1 Monthly Budget Statement Summary - M08 February

Description	2022/23	Budget Year 2023/24							
	Audited Outcome	Original Budget	Adjusted Budget	Monthly Actual	YearTD Actual	YearTD Budget	YTD Variance	YTD Variance %	Full Year Forecast
R thousands									
Financial Performance									
Property rates	42,864	45,404	42,329	13,848	20,844	28,219	(7,375)	-26%	42,329
Service charges	4,197	4,421	4,421	1,104	1,840	2,948	(1,107)	-38%	4,421
Investment revenue	16,319	11,491	15,278	5,293	6,193	10,185	(3,993)	-39%	15,278
Transfers and subsidies - Operational	162,902	170,568	171,099	3,449	71,062	114,066	(43,004)	-38%	171,099
Other own revenue	17,986	12,914	19,581	3,958	4,848	13,054	(8,206)	-63%	19,581
Total Revenue (excluding capital transfers and contributions)	244,268	244,799	252,708	27,652	104,787	168,472	(63,685)	-38%	252,708
Employee costs	79,425	92,616	92,491	18,504	31,552	61,660	(30,108)	-49%	92,491
Remuneration of Councilors	11,578	12,484	12,484	3,503	5,451	8,323	(2,872)	-35%	12,484
Depreciation and amortisation	45,937	57,349	44,248	21,625	28,239	29,499	(1,260)	-4%	44,248
Interest	3,761	1,618	1,618	264	359	1,079	(720)	-67%	1,618
Inventory consumed and bulk purchases	4,963	4,817	6,635	659	1,878	4,423	(2,545)	-58%	6,635
Transfers and subsidies	610	700	1,750	119	436	1,167	(731)	-63%	1,750
Other expenditure	115,954	95,209	119,956	17,353	48,864	79,970	(31,106)	-39%	119,956
Total Expenditure	262,228	264,793	279,182	62,027	116,778	186,120	(69,342)	-37%	279,182
Surplus/(Deficit)	(17,961)	(19,994)	(26,474)	(34,374)	(11,991)	(17,648)	5,657	-32%	(26,474)
Transfers and subsidies - capital (monetary allocations)	65,622	31,779	31,854	12,007	12,156	21,236	(9,080)	-43%	31,854
Transfers and subsidies - capital (in-kind)	-	-	-	-	-	-	-	-	-
Surplus/(Deficit) after capital transfers & contributions	47,661	11,785	5,380	(22,368)	165	3,588	(3,423)	-95%	5,380
Share of surplus/ (deficit) of associate	-	-	-	-	-	-	-	-	-
Surplus/ (Deficit) for the year	47,661	11,785	5,380	(22,368)	165	3,588	(3,423)	-95%	5,380
Capital expenditure & funds sources									
Capital expenditure	54,109	91,794	84,661	6,788	35,166	56,441	(21,274)	-38%	84,661
Capital transfers recognised	(12,361)	31,779	31,854	1,578	18,036	21,236	(3,200)	-15%	31,854
Borrowing	-	-	-	-	-	-	-	-	-
Internally generated funds	2,565	60,015	52,807	5,211	17,130	35,205	(18,074)	-51%	52,807
Total sources of capital funds	(9,796)	91,794	84,661	6,788	35,166	56,441	(21,274)	-38%	84,661
Financial position									
Total current assets	108,555	145,578	162,266		212,366				162,266
Total non current assets	506,570	589,910	574,451		540,966				574,451
Total current liabilities	50,733	92,044	33,542		55,206				33,542
Total non current liabilities	20,509	17,111	20,509		20,836				20,509
Community wealth/Equity	677,287	626,333	686,943		711,358				686,943
Cash flows									
Netcash from (used) operating	182,660	78,563	32,784	11,807	66,247	21,856	(44,391)	-203%	280,944
Netcash from (used) investing	(78,379)	(103,075)	(94,872)	(8,768)	(40,124)	66,566	106,690	160%	99,848
Netcash from (used) financing	-	-	-	-	-	-	-	-	-
Cash/cash equivalents at the month/year end	284,516	89,128	97,167	-	268,050	247,677	(20,373)	-8%	622,720

Table C2 provides the statement of financial performance by standard classification
KZN436 Dr Nkosazana Dlamini Zuma - Table C2 Monthly Budget Statement - Financial Performance (functional classification) - M08 February

Description	Ref	2022/23		Budget Year 2023/24						
		Audited Outcome	Original Budget	Adjusted Budget	Monthly Actual	YearTD Actual	YearTD Budget	YTD Variance	YTD Variance %	Full Year Forecast
R thousands	1									
Revenue - Functional										
<i>Governance and administration</i>		229,592	232,056	232,858	22,866	99,091	155,239	(56,148)	-36%	232,858
Executive and council		-	-	-	-	-	-	-	-	-
Finance and administration		229,592	232,056	232,858	22,866	99,091	155,239	(56,148)	-36%	232,858
Internal audit		-	-	-	-	-	-	-	-	-
<i>Community and public safety</i>		14,457	5,838	6,838	2,769	2,938	4,559	(1,621)	-36%	6,838
Community and social services		5,401	4,178	4,178	2,266	2,266	2,785	(519)	-19%	4,178
Sport and recreation		-	-	-	-	-	-	-	-	-
Public safety		9,056	1,660	2,660	503	671	1,773	(1,102)	-62%	2,660
Housing		-	-	-	-	-	-	-	-	-
Health		-	-	-	-	-	-	-	-	-
<i>Economic and environmental services</i>		61,643	34,262	32,670	12,920	13,074	21,780	(8,706)	-40%	32,670
Planning and development		681	305	838	46	51	559	(508)	-91%	838
Road transport		60,962	33,957	31,832	12,874	13,023	21,221	(8,198)	-39%	31,832
Environmental protection		-	-	-	-	-	-	-	-	-
<i>Trading services</i>		4,197	4,421	12,196	1,104	1,840	8,131	(6,290)	-77%	12,196
Energy sources		-	-	7,775	-	-	5,183	(5,183)	-100%	7,775
Water management		-	-	-	-	-	-	-	-	-
Waste water management		-	-	-	-	-	-	-	-	-
Waste management		4,197	4,421	4,421	1,104	1,840	2,948	(1,107)	-38%	4,421
<i>Other</i>	4	-	-	-	-	-	-	-	-	-
Total Revenue - Functional	2	309,889	276,578	284,562	39,659	116,943	189,708	(72,765)	-38%	284,562
Expenditure - Functional										
<i>Governance and administration</i>		141,477	166,687	153,256	41,350	74,286	102,170	(27,884)	-27%	153,256
Executive and council		26,537	25,881	28,062	6,405	11,169	18,708	(7,539)	-40%	28,062
Finance and administration		112,619	137,173	122,083	34,535	62,168	81,388	(19,220)	-24%	122,083
Internal audit		2,322	3,633	3,111	411	950	2,074	(1,124)	-54%	3,111
<i>Community and public safety</i>		30,767	34,596	34,915	7,769	13,264	23,276	(10,012)	-43%	34,915
Community and social services		16,487	17,772	17,856	4,824	7,821	11,904	(4,083)	-34%	17,856
Sport and recreation		157	-	-	39	52	-	52	-	-
Public safety		13,698	15,853	16,438	2,833	5,264	10,959	(5,695)	-52%	16,438
Housing		425	971	621	74	128	414	(286)	-69%	621
Health		-	-	-	-	-	-	-	-	-
<i>Economic and environmental services</i>		59,048	52,129	66,978	10,800	24,244	44,652	(20,407)	-46%	66,978
Planning and development		16,744	23,598	23,010	2,559	6,188	15,340	(9,152)	-60%	23,010
Road transport		42,304	28,531	43,968	8,241	18,057	29,312	(11,255)	-38%	43,968
Environmental protection		-	-	-	-	-	-	-	-	-
<i>Trading services</i>		28,747	10,485	23,225	1,740	4,484	15,483	(10,999)	-71%	23,225
Energy sources		17,285	-	12,556	-	-	8,371	(8,371)	-100%	12,556
Water management		-	-	-	-	-	-	-	-	-
Waste water management		-	-	-	-	-	-	-	-	-
Waste management		11,462	10,485	10,668	1,740	4,484	7,112	(2,628)	-37%	10,668
<i>Other</i>		2,189	896	808	368	499	539	(40)	-7%	808
Total Expenditure - Functional	3	262,228	264,793	279,182	62,027	116,778	186,120	(69,342)	-37%	279,182
Surplus/ (Deficit) for the year		47,661	11,785	5,380	(22,368)	165	3,588	(3,423)	-95%	5,380

This table assesses the revenue and expenditure by department, the revenue for the period ending 29 February 2024 is R116,9million and expenditure is R116,8million. Expenditure by functional classification presents the expenditures by the identified reportable segments. The major driver of this expenditure is PWBS Department due to the department being responsible for the repairs and maintenance of the municipal assets and also with the largest staff complement.

Table C3 presents the same information as the table above, the difference being that it's by Municipal vote.

KZN436 Dr Nkosazana Dlamini Zuma - Table C3 Monthly Budget Statement - Financial Performance (revenue and expenditure by municipal vote) -

Vote Description	Ref	2022/23	Budget Year 2023/24							
		Audited Outcome	Original Budget	Adjusted Budget	Monthly Actual	YearTD Actual	YearTD Budget	YTD Variance	YTD Variance %	Full Year Forecast
R thousands										
Revenue by Vote	1									
Vote 1 - EXECUTIVE AND COUNCIL		-	-	-	-	-	-	-	-	-
Vote 2 - BUDGET AND TREASURY		229,746	232,001	232,803	22,866	99,071	155,202	(56,131)	-36.2%	232,803
Vote 3 - CORPORATE SERVICES		74	55	55	-	20	37	(17)	-45.6%	55
Vote 4 - COMMUNITY SERVICES		18,650	10,259	11,259	3,909	4,813	7,506	(2,693)	-35.9%	11,259
Vote 5 - PUBLIC WORKS AND BASIC SERVICES		60,748	33,957	39,607	12,838	12,988	26,405	(13,417)	-50.8%	39,607
Vote 6 - PLANNING AND DEVELOPMNT		671	305	838	46	51	559	(508)	-90.8%	838
Vote 7 - [NAME OF VOTE 7]		-	-	-	-	-	-	-	-	-
Vote 8 - [NAME OF VOTE 8]		-	-	-	-	-	-	-	-	-
Vote 9 - [NAME OF VOTE 9]		-	-	-	-	-	-	-	-	-
Vote 10 - [NAME OF VOTE 10]		-	-	-	-	-	-	-	-	-
Vote 11 - [NAME OF VOTE 11]		-	-	-	-	-	-	-	-	-
Vote 12 - [NAME OF VOTE 12]		-	-	-	-	-	-	-	-	-
Vote 13 - [NAME OF VOTE 13]		-	-	-	-	-	-	-	-	-
Vote 14 - [NAME OF VOTE 14]		-	-	-	-	-	-	-	-	-
Vote 15 - [NAME OF VOTE 15]		-	-	-	-	-	-	-	-	-
Total Revenue by Vote	2	309,889	276,578	284,562	39,659	116,943	189,708	(72,765)	-38.4%	284,562
Expenditure by Vote	1									
Vote 1 - EXECUTIVE AND COUNCIL		28,858	29,514	31,173	6,815	12,118	20,782	(8,663)	-41.7%	31,173
Vote 2 - BUDGET AND TREASURY		78,072	98,487	82,287	26,894	42,353	54,858	(12,505)	-22.8%	82,287
Vote 3 - CORPORATE SERVICES		34,547	38,686	39,796	7,641	19,815	26,531	(6,715)	-25.3%	39,796
Vote 4 - COMMUNITY SERVICES		30,342	33,625	34,295	7,695	13,137	22,863	(9,726)	-42.5%	34,295
Vote 5 - PUBLIC WORKS AND BASIC SERVICES		77,107	48,512	75,815	10,925	25,592	50,543	(24,951)	-49.4%	75,815
Vote 6 - PLANNING AND DEVELOPMNT		13,302	15,970	15,817	2,056	3,763	10,544	(6,781)	-64.3%	15,817
Vote 7 - [NAME OF VOTE 7]		-	-	-	-	-	-	-	-	-
Vote 8 - [NAME OF VOTE 8]		-	-	-	-	-	-	-	-	-
Vote 9 - [NAME OF VOTE 9]		-	-	-	-	-	-	-	-	-
Vote 10 - [NAME OF VOTE 10]		-	-	-	-	-	-	-	-	-
Vote 11 - [NAME OF VOTE 11]		-	-	-	-	-	-	-	-	-
Vote 12 - [NAME OF VOTE 12]		-	-	-	-	-	-	-	-	-
Vote 13 - [NAME OF VOTE 13]		-	-	-	-	-	-	-	-	-
Vote 14 - [NAME OF VOTE 14]		-	-	-	-	-	-	-	-	-
Vote 15 - [NAME OF VOTE 15]		-	-	-	-	-	-	-	-	-
Total Expenditure by Vote	2	262,228	264,793	279,182	62,027	116,778	186,120	(69,342)	-37.3%	279,182
Surplus/ (Deficit) for the year	2	47,661	11,785	5,380	(22,368)	165	3,588	(3,423)	-95.4%	5,380

Table C4 This schedule provides information on the planned revenue and operational expenditures against the actual results for the period ending 29 February 2024.

KZN436 Dr Nkosazana Dlamini Zuma - Table C4 Monthly Budget Statement - Financial Performance (revenue and expenditure) - M08 February

Description	Ref	Budget Year 2023/24								
		2022/23 Audited Outcome	Original Budget	Adjusted Budget	Monthly Actual	YearTD Actual	YearTD Budget	YTD Variance	YTD Variance %	Full Year Forecast
R thousands										
Revenue										
Exchange Revenue		24,131	19,284	30,238	7,618	9,631	20,159	(10,527)	-52%	30,238
Service charges - Electricity		-	-	-	-	-	-	-	-	-
Service charges - Water		-	-	-	-	-	-	-	-	-
Service charges - Waste Water Management		-	-	-	-	-	-	-	-	-
Service charges - Waste management		4,197	4,421	4,421	1,104	1,840	2,948	(1,107)	-38%	4,421
Sale of Goods and Rendering of Services		668	603	7,178	139	260	4,785	(4,526)	-95%	7,178
Agency services		723	688	688	273	320	459	(139)	-30%	688
Interest		-	-	-	-	-	-	-	-	-
Interest earned from Receivables		-	-	-	-	-	-	-	-	-
Interest earned from Current and Non Current Assets		16,319	11,491	15,278	5,293	6,193	10,185	(3,993)	-39%	15,278
Dividends		-	-	-	-	-	-	-	-	-
Rent on Land		-	-	-	-	-	-	-	-	-
Rental from Fixed Assets		1,366	1,509	1,509	537	659	1,006	(348)	-35%	1,509
Licence and permits		520	406	408	155	220	272	(52)	-19%	408
Operational Revenue		339	164	755	117	140	503	(363)	-72%	755
Non-Exchange Revenue		220,137	225,515	222,470	20,034	95,156	148,314	(53,158)	-36%	222,470
Property rates		42,864	45,404	42,329	13,848	20,844	28,219	(7,375)	-26%	42,329
Surcharges and Taxes		-	-	-	-	-	-	-	-	-
Fines, penalties and bribes		1,130	876	876	229	345	584	(239)	-41%	876
Licence and permits		3	18	18	-	-	12	(12)	-100%	18
Transfer and subsidies - Operational		162,902	170,588	171,099	3,449	71,062	114,066	(43,004)	-38%	171,099
Interest		7,658	6,160	5,660	2,507	2,904	3,773	(869)	-23%	5,660
Fuel Levy		-	-	-	-	-	-	-	-	-
Operational Revenue		-	-	-	-	-	-	-	-	-
Gains on disposal of Assets		4,798	2,488	2,488	-	-	1,659	(1,659)	-100%	2,488
Other Gains		782	-	-	-	-	-	-	-	-
Discontinued Operations		-	-	-	-	-	-	-	-	-
Total Revenue (excluding capital transfers and contributions)		244,268	244,799	252,708	27,652	104,787	168,472	(63,685)	-38%	252,708
Expenditure By Type										
Employee related costs		79,425	92,616	92,491	18,504	31,552	61,660	(30,108)	-49%	92,491
Remuneration of councillors		11,578	12,484	12,484	3,503	5,451	8,323	(2,872)	-35%	12,484
Bulk purchases - electricity		-	-	-	-	-	-	-	-	-
Inventory consumed		4,963	4,817	6,635	659	1,878	4,423	(2,545)	-58%	6,635
Debt impairment		-	5,040	2,040	-	-	1,360	(1,360)	-100%	2,040
Depreciation and amortisation		45,937	57,349	44,248	21,625	28,239	29,499	(1,260)	-4%	44,248
Interest		3,761	1,618	1,618	264	359	1,079	(720)	-67%	1,618
Contracted services		71,860	49,514	69,827	8,935	27,018	46,551	(19,533)	-42%	69,827
Transfers and subsidies		610	700	1,750	119	436	1,167	(731)	-63%	1,750
Irrecoverable debts written off		1,257	3,400	2,400	65	130	1,600	(1,470)	-92%	2,400
Operational costs		42,837	37,255	45,690	8,353	21,716	30,460	(8,743)	-29%	45,690
Losses on Disposal of Assets		-	-	-	-	-	-	-	-	-
Other Losses		-	-	-	-	-	-	-	-	-
Total Expenditure		262,228	264,793	279,182	62,027	116,778	186,120	(69,342)	-37%	279,182
Surplus/(Deficit)		(17,961)	(19,994)	(26,474)	(34,374)	(11,991)	(17,648)	5,657	(0)	(26,474)
Transfers and subsidies - capital (monetary allocations)		65,622	31,779	31,854	12,007	12,156	21,236	(9,080)	(0)	31,854
Transfers and subsidies - capital (in-kind)		-	-	-	-	-	-	-	-	-
Surplus/(Deficit) after capital transfers & contributions		47,661	11,785	5,380	(22,368)	165	3,588			5,380
Income Tax		-	-	-	-	-	-	-	-	-
Surplus/(Deficit) after income tax		47,661	11,785	5,380	(22,368)	165	3,588			5,380
Share of Surplus/Deficit attributable to Joint Venture		-	-	-	-	-	-	-	-	-
Share of Surplus/Deficit attributable to Minorities		-	-	-	-	-	-	-	-	-
Surplus/(Deficit) attributable to municipality		47,661	11,785	5,380	(22,368)	165	3,588			5,380
Share of Surplus/Deficit attributable to Associate		-	-	-	-	-	-	-	-	-
Intercompany/Parent subsidiary transactions		-	-	-	-	-	-	-	-	-
Surplus/ (Deficit) for the year		47,661	11,785	5,380	(22,368)	165	3,588			5,380

In terms of Table C4 as at 29 February 2024 Budget & Performance, the actual billed and/or collected to date is R104,8million inclusive of operational transfers and subsidies against YTD budget R168,5million, this reflects an under performance against period target.

The operating expenditure budget as at 29 February 2024 is R186,1Million against a YTD Actual of R116,8million and that is reflecting a variance of -37%, this indicates an under-spending against the period budget, when measured against the annual budget reflect a spending of 42% of the total operating budget. The operating deficit for the period is R 11,991 million before Capital transfers and contributions.

4.4 CAPITAL EXPENDITURE – 29 FEBRUARY 2024

Table C5 below reports on the capital expenditures by departments (municipal vote) and also by standard classification. The bottom part of the schedule looks at the funding sources of the capital projects. The Capital expenditure report shown in attached C Schedule Table C5 has been prepared on the basis of the format required to be lodged electronically with National Treasury, and is categorised by municipal vote. The summary report indicates the following:

KZN436 Dr Nkosazana Dlamini Zuma - Table C5 Monthly Budget Statement - Capital Expenditure (municipal vote, functional classification and funding) - M08 February

Vote Description	Ref	2022/23		Budget Year 2023/24						
		Audited Outcome	Original Budget	Adjusted Budget	Monthly Actual	YearTD Actual	YearTD Budget	YTD Variance	YTD Variance %	Full Year Forecast
R thousands	1									
Multi-Year expenditure appropriation	2									
Vote 1 - EXECUTIVE AND COUNCIL		-	160	100	-	-	67	(67)	-100%	100
Vote 2 - BUDGET AND TREASURY		-	-	-	-	-	-	-	-	-
Vote 3 - CORPORATE SERVICES		-	-	-	-	-	-	-	-	-
Vote 4 - COMMUNITY SERVICES		-	4,075	3,025	-	93	2,017	(1,923)	-95%	3,025
Vote 5 - PUBLIC WORKS AND BASIC SERVICES		(6,181)	37,104	26,316	1,700	12,544	17,544	(5,000)	-29%	26,316
Vote 6 - PLANNING AND DEVELOPMNT		-	500	40	-	-	27	(27)	-100%	40
Vote 7 - [NAME OF VOTE 7]		-	-	-	-	-	-	-	-	-
Vote 8 - [NAME OF VOTE 8]		-	-	-	-	-	-	-	-	-
Vote 9 - [NAME OF VOTE 9]		-	-	-	-	-	-	-	-	-
Vote 10 - [NAME OF VOTE 10]		-	-	-	-	-	-	-	-	-
Vote 11 - [NAME OF VOTE 11]		-	-	-	-	-	-	-	-	-
Vote 12 - [NAME OF VOTE 12]		-	-	-	-	-	-	-	-	-
Vote 13 - [NAME OF VOTE 13]		-	-	-	-	-	-	-	-	-
Vote 14 - [NAME OF VOTE 14]		-	-	-	-	-	-	-	-	-
Vote 15 - [NAME OF VOTE 15]		-	-	-	-	-	-	-	-	-
Total Capital Multi-year expenditure	4,7	(6,181)	41,839	29,481	1,700	12,637	19,654	(7,017)	-36%	29,481
Single Year expenditure appropriation	2									
Vote 1 - EXECUTIVE AND COUNCIL		1,876	910	961	28	47	641	(593)	-93%	961
Vote 2 - BUDGET AND TREASURY		67,659	2,800	1,810	52	205	1,207	(1,002)	-83%	1,810
Vote 3 - CORPORATE SERVICES		1,638	2,280	2,781	226	965	1,854	(889)	-48%	2,781
Vote 4 - COMMUNITY SERVICES		(6,922)	10,275	10,304	736	1,536	6,869	(5,333)	-78%	10,304
Vote 5 - PUBLIC WORKS AND BASIC SERVICES		(5,186)	33,520	38,350	4,047	19,724	25,567	(5,843)	-23%	38,350
Vote 6 - PLANNING AND DEVELOPMNT		1,225	170	974	-	52	649	(597)	-92%	974
Vote 7 - [NAME OF VOTE 7]		-	-	-	-	-	-	-	-	-
Vote 8 - [NAME OF VOTE 8]		-	-	-	-	-	-	-	-	-
Vote 9 - [NAME OF VOTE 9]		-	-	-	-	-	-	-	-	-
Vote 10 - [NAME OF VOTE 10]		-	-	-	-	-	-	-	-	-
Vote 11 - [NAME OF VOTE 11]		-	-	-	-	-	-	-	-	-
Vote 12 - [NAME OF VOTE 12]		-	-	-	-	-	-	-	-	-
Vote 13 - [NAME OF VOTE 13]		-	-	-	-	-	-	-	-	-
Vote 14 - [NAME OF VOTE 14]		-	-	-	-	-	-	-	-	-
Vote 15 - [NAME OF VOTE 15]		-	-	-	-	-	-	-	-	-
Total Capital single-year expenditure	4	60,290	49,955	55,181	5,089	22,529	36,787	(14,258)	-39%	55,181
Total Capital Expenditure	3	54,109	91,794	84,661	6,788	35,166	56,441	(21,274)	-38%	84,661
Capital Expenditure - Functional Classification										
Governance and administration		71,173	6,450	5,952	305	1,314	3,968	(2,654)	-67%	5,952
Executive and council		1,876	1,070	1,061	28	47	707	(660)	-83%	1,061
Finance and administration		69,297	5,380	4,891	277	1,267	3,261	(1,994)	-61%	4,891
Internal audit		-	-	-	-	-	-	-	-	-
Community and public safety		(6,922)	14,850	13,879	736	1,629	9,253	(7,623)	-82%	13,879
Community and social services		964	5,500	3,929	270	604	2,619	(2,015)	-77%	3,929
Sport and recreation		-	-	-	-	-	-	-	-	-
Public safety		(7,886)	9,350	9,950	466	1,025	6,633	(5,608)	-85%	9,950
Housing		-	-	-	-	-	-	-	-	-
Health		-	-	-	-	-	-	-	-	-
Economic and environmental services		(10,030)	69,344	63,895	5,496	31,972	42,596	(10,625)	-26%	63,895
Planning and development		(17,367)	57,144	54,782	3,471	27,780	36,522	(8,742)	-24%	54,782
Road transport		7,338	12,200	9,112	2,025	4,192	6,075	(1,883)	-31%	9,112
Environmental protection		-	-	-	-	-	-	-	-	-
Trading services		(112)	1,150	935	251	251	623	(372)	-60%	935
Energy sources		-	-	-	-	-	-	-	-	-
Water management		-	-	-	-	-	-	-	-	-
Waste water management		-	500	500	-	-	333	(333)	-100%	500
Waste management		(112)	650	435	251	251	290	(39)	-13%	435
Other		-	-	-	-	-	-	-	-	-
Total Capital Expenditure - Functional Classification	3	54,109	91,794	84,661	6,788	35,166	56,441	(21,274)	-38%	84,661
Funded by:										
National Government		(11,964)	31,779	29,654	1,578	18,036	19,769	(1,733)	-9%	29,654
Provincial Government		(397)	-	2,200	-	-	1,467	(1,467)	-100%	2,200
District Municipality		-	-	-	-	-	-	-	-	-
Transfers and subsidies - capital (monetary allocations) (Nat/ Prov Departm Agencies, Households, Non-profit Institutions, Private Enterprises, Public Corporations, Higher Educ Institutions)		-	-	-	-	-	-	-	-	-
Transfers recognised - capital		(12,361)	31,779	31,854	1,578	18,036	21,236	(3,200)	-15%	31,854
Borrowing	6	-	-	-	-	-	-	-	-	-
Internally generated funds		2,565	60,015	52,807	5,211	17,130	35,205	(18,074)	-51%	52,807
Total Capital Funding	7	(9,796)	91,794	84,661	6,788	35,166	56,441	(21,274)	-38%	84,661

Grants Funded Capital

- The MIG allocation for the 2023/24 financial year was R 31,8million as per DORA Allocation. In the month of February 2024, the grant reflects R16,7 million spending to date excluding vat. MIG allocation has been reduced to R29,7 million by DORA.
- Integrated National Electrification Programme (INEP) of R7,6 million was allocated. The grant reflects R7,5 million spending at the end of 29 February 2024.

Capital Expenditure by Funding Source – 29 February 2024

FUNDING SOURCE	2023/24 ORIGINAL BUDGET	ACTUAL SPENT 29 February 2024	YTD ACTUAL 29 February 2024	% Spent 29 February 2024
TOTAL MIG FUNDED PROJECTS	31,779,000	1,996,848	16,729,492	53%
TOTAL INTERNAL FUNDED PROJECTS	60,015,000	4,444,996	18,359,053	31%
TOTAL CAPEX	91,794,000	6,441,844	35,088,545	38%
ELECTRIFICATION PROJECTS	7,561,000	131,678	7,512,466	99%
TOTAL INCLUDING INEP	99,355,000	6,573,522	42,601,011	43%

Table A above presents similar information as table C5 the difference is that table A includes Electrification projects that is not included on table C5 because in the construction process the municipality acts as an agent in terms of the service level agreement with Eskom.

The capital expenditure budget for the 2023/2024 financial year is R99,4 million inclusive of INEP and MIG R7,6million, and R31,8million, respectively. The cumulative capital expenditure on MIG funded projects for the period of February 2024 amounts to R 16,7 million or 53% inclusive of vat to the total budget. Internal Funding of R60 million was allocated to capital projects, it reflects R 18 million spending at the end of February 2024. The municipality still anticipates spending 100% of the total grant capital budget as at the end of the financial year.

The municipality does not have delays arising from, poor performance on emerging contractors no appeals are in-process and no work stoppages.

4.5 MATERIAL VARIENCES – REVENUE AND EXPENDITURE – 29 FEBRUARY 2024

The reasons for the variances will be discussed with reference to Table C4 of the Budget Statement Table, and is explained as follows

Exchange revenue:	Percentage	Variance explanation
Service Charges	-38%	Billing from the month of December to date is not yet processed due technical problem experienced on the system.
Sale of goods and rendering of services	-95%	Receipting on the Financial system since from the month of December to date is not yet processed due technical problem experienced on the system.
Agency services	-30%	Remittance advice from the department of transport not yet received but will be allocated in the period it is received.
Interest earned – External Investments	-39%	Investment made in December 2023 have not yet matured and thus related interest has not been capitalised.
Rental of facilities and equipment	-35%	This item is a demand driven revenue from ad-hoc rentals which fell below expectation.
Licence and permits	-19%	Learner licence application is a demand driven revenue.
Operational revenue	-72%	This is drive by the skill development refund received, which was less than anticipated for this time of the year.

Non-Exchange Revenue:		
Property rates	-26%	Billing from the month of December to date is not yet processed due technical problem experienced on the system.
Fines, Penalties and Forfeits	-41%	Less pound violations were identified and fined than anticipated.
Licence and permits	-100%	Driver licence application is a demand driven revenue from ad-hoc rentals which fell below expectation.
Transfer and subsidies	-38%	Grant recognition from the month of December to date is not yet processed due technical problem experienced on the system.
Interest earned – Outstanding Debtors	-23%	Interest on outstanding debtors has not been factor for the period due to technical challenges but will be consider in future periods.
Gains	-100%	Auction of plots of land not finalised to date.

Expenditure	Percentage	Variance Explanation
Employee related costs	-72%	Rear loaded employee cost activities straight lined during expenditure forecasting.
Remuneration of councillors	-69%	Non-payment of variables (remuneration of councillors) due technical issues and a function on the payroll sub-module that is not functioning completely.
Provision for doubtful debts	-100%	Debt assessment takes place at financial reporting date as part of annual financial statement preparations which are yet to be concluded.

Depreciation	-4%	Depreciation has been affected by projects that were not completed in the prior year as anticipated during budgeting.
Finance Costs	-67%	Notional interests incurred on liabilities(provisions) yet to be accounted for.
Inventory Consumed	-58%	Delays on appointment of service providers as most of the tenders have to be advertised, cost containment regulations yielded positive results.
Contracted services	-42%	Bulk of the activities are scheduled for third and fourth quarter.
Transfers and Subsidies	-63%	This item is demand driven and depends on the number of people who purchase Free Basic Electricity.
Irrecoverable debts written off	-92%	This item depends on the number of people that apply successfully for debt to be written off.
General Expenses	-29%	Cost containment measures enforcement resulted in savings and reduction on a number of operational costs items i.e., Accommodation and catering

CAPITAL EXPENDITURE VARIENCES – 29 FEBRUARY 2024

<u>Project Name</u>	<u>Variance Explanation</u>
Creighton Sport Centre Phase2	The project is 90% complete, the service provider is currently busy surfacing of combo courts and is preparing installation of high mast light.
Mafohla Community Hall	The project is 70% complete. Roof sheeting is complete
Underberg Asphalt Road Phase4	The project is practical complete
Himeville Asphalt Phase3	The project is practical complete and service provider is busy with snag list
Creighton Storeroom	The project is 85% complete, the service provider is busy installing ceiling and electrical works
Underberg Town Upgrade Phase4	The practical complete
Bulwer Town Upgrade Phase2	The project is 75% complete, the municipality is with processes to terminating the contract with service provider
Creighton Town Upgrade Phase2	The project is 90% complete, the service provider is waiting for delivery of streetlight for the installation+BA17
Renewal of Gravel Roads:	
Kwamvimbela Access Road	The project is complete
Mahwaqa Access Road	The project is complete
Hazyview Crescent Access Road	The project is complete
Manqoba Access Road	The project is complete
Leki Access Road	The project is complete
Sibomvini to Konki Access Road	The project is complete
Mnqundekweni Access Road	The project is complete
Manxiweni Access Road	The project is complete
Ematendeni to Engudwini Primary School Access Road,	The project was completed by November 2023
Zakhisweni Access Roads	The project is complete
Bhidla Access Road	The project is complete

Didibhuku Access road(eqelweni)	The project is complete
Sokhela Access Road (Crèche) and	The project was completed by November 2023
Junction Access Road	The project was completed by November 2023
Nombulula Access Road	The project was completed by November 2023
Maguzwana Sport fields	The project is on the design stage
Gala Crech	The project 90% complete and the service provider has completed and now with general cleaning and fencing
Lwazi Crech (Mkhazini)	"The project is practical complete and bust with snag list
Sizamokuhle Crech (Njobokazi)	The project is practical complete.
Masameni Community Hall	The project is 65% complete and the service provider is currently busy completing roof works and fencing
Bulwer Asphalt phase 8	The project is 65% complete, the service provider is busy with concrete works
Upgrading of himeville township asphalts road	Professional service provider (Consultant has been appointed, currently busy preparing designs inception took place on the 06 December 2023
Nomgidi Community Hall	Professional service provider (Consultant has been appointed, currently busy preparing designs inception meeting took place on the 06 November 2023
Donnybrook Toilets	Project is at a tender stage (Intention to award stage)
Bus Shelters	Project is 40% complete an busy casting slabs
Ntwasahlobo to Ridge pedestrian bridge	Professional service provider (Consultant has been appointed, currently busy preparing designs order was issued on the 30 November 2023
Dlangisa pedestrian bridge	Professional service provider (Consultant has been appointed, currently busy preparing designs order was issued on the 30 November 2023
Gobhogobho pedestrian bridge	Professional service provider (Consultant has been appointed, currently busy preparing designs order was issued on the 30 November 2023
Half my right pedestrian bridge	Professional service provider (Consultant has been appointed, currently busy preparing designs order was issued on the 30 November 2023
Centocow phase 3	Designs has been approved, and tender documents is complete and read to be advertised for the appointment of a contractor.

ELECTRIFICATION PROJECTS	
Greater Stepmore/Ridge Phase 6	The project has been approved by Eskom DRT and the service provider is busy with site establishment and material on site
Greater Nhlanhleni/ Goxhill Phase 6	The project has been approved by Eskom DRT and the service provider is busy with site establishment and material on site
Greater Amakhuze/ Cabazi Phase6	The project has been approved by Eskom DRT and the service provider is busy with site establishment and material on site
Greater Khukhulela/ Nomagaga Phase 6	The project has been approved by Eskom DRT and the service provider is busy with site establishment
Greater Centocow/Hlabeni Phase6	The project is practical complete
Greater Gqumeni/ Mnqundekweni Phase 6	The project is practical complete
Greater Ngwagwane Phase 6	The project has been approved by Eskom DRT and the service provider is busy with site establishment and material on site
Greater Nkwezela phase 6	The project is practical complete
Greater Bulwer Phase 6	The project is practical complete
Greater Nkumba/ Mangwaneni Phase 6	The project is practical complete
Greater Donnybrook Phase 6	The project is practical complete, 50 households has been energized
Greater Bhidla/Sizanenjana Phase 6	The project has been approved by Eskom DRT and the service provider is busy with site establishment and material on site
Greater Mjila/Creighton Phase 6	The project is practical complete
Greater Sandanezwe/ Masameni Phase 6	The project has been approved by DRT and the service provider is busy with site establishment and material

The detailed report for Capital Projects is attached as Appendix C (1) and detailed material variances on capital expenditure is attached as an annexure in the report.

PART 2 – DETAILED FINANCIAL INFORMATION

4.6 DEBTORS ANALYSIS – 29 FEBRUARY 2024

- The debtors' book has increased in the month of February 2024 to R 95,001,291.43
- An amount of R 67,449.23 from February 2024 to date has been paid to support free basic electricity assisting in occasions.
- Traffic fines debtors remain a concern, improved collection strategies are being implemented.

An amount of R 48,00.00 has been collected to date with R 243,800.00 traffic notices issued.

- Kindly note: Due to technical issues, the receipts will be allocated in the following months.

4.7 CREDITORS AGE ANALYSIS

The municipality does not have creditors' age analysis, as the municipality makes an extra effort that creditors are paid within 30 days as per MFMA.

4.8 ANALYSIS OF CASH & INVESTMENTS – 29 FEBRUARY 2024

INVESTMENT BY MATURITY	MARKET VALUE AT THE END OF THE MONTH
Name of institution & investment ID	
FNB	R 67,310,507.92
NED Bank	R 54,677,662.13
Investec	R 0.00
Standard Bank	R 36,995,620.56
Absa Business Bank	R 4,122,685.66
Total Investments	R 163,106,476.27
FNB Primary Accounts	R 5,951,835.54
Cash And Cash Equivalent	R 169,058,311.81

Total interest earned to date is R 10,123,846.55

4.9 CONDITIONAL GRANTS – 29 FEBRUARY 2024

DR NKOSAZANA DLAMINI-ZUMA LOCAL MUNICIPALITY						
GRANTS SUMMARY FEBRUARY 2023-2024						
GRANT NAME						
	VOTE NUMBER	ORIGINAL BUDGET 2023/2024	ROLL-OVER/OPENING BALANCE 01 JULY 2023	TOTAL RECEIVED 29 February 2024	TOTAL SPENT 29 February 2024	TOTAL UNSPENT 29 February 2024
NATIONAL TREASURY GRANTS						
MIG	30311070111	31,779,000.00	-	19,279,000.00	20,334,598.26	1,055,598.26
FMG	30311070231	1,950,000.00	-	1,950,000.00	1,371,418.17	578,581.83
EPWP	30311070221	2,178,000.00	-	1,528,000.00	1,752,379.58	224,379.58
ELECTRIFICATION GRANT	30311070131	7,561,005.00	-	4,561,000.00	5,590,731.94	1,029,731.94
SUB-TOTAL		43,468,005.00	-	27,318,000.00	29,049,127.95	1,731,127.95
KZN PROVINCIAL GRANTS						
LIBRARY SERVICE OPERATIONAL GRANT	30311070251	4,169,000.00	-	4,169,000.00	3,644,710.08	524,289.92
DISASTER MANAGEMENT PROGRAMME	30311070321	1,000,000.00	-	1,000,000.00	-	1,000,000.00
GREENEST AND SMART MUNICIPALITY COMPETITION		1,200,000.00	-	1,200,000.00	-	1,200,000.00
SUB-TOTAL		6,369,000.00	-	5,169,000.00	3,644,710.08	1,524,289.92
TOTAL GRANTS		49,837,005.00	-	32,487,000.00	32,693,838.04	206,838.04

The total conditional grants allocation for the 2023/24 financial year is R 43,5 million as per Dora Allocation. In the month of February 2024, the grants reflect R 27,3 million received and R 29 million spending to date.

The total conditional grants allocation for 2023/24 financial year as per provincial gazette reflects R6,4million. In the month of February 2024, the grants reflect R 3,6 million spending to date.

4.10 COUNCILLOR AND STAFF BENEFITS (SEC 66) – 29 FEBRUARY 2024

Table SC8 presents the expenditure of councillor and staff benefits at 29 February 2024

The table SC8 below for monthly budget statement Councillor and staff Benefit shows the detailed spending of staff salaries and wages and Councillor's remuneration.

Section 66 of the MFMA requires that the accounting officer of a municipality must report to Council in a prescribed format all expenditure incurred by the municipality on staff salaries, wages and benefits in a manner that discloses expenditure per type such as salaries contributions for pensions etc.

As at 29 February 2024, 56% of the councillor's remuneration budget was spent and 75% spent against employee related costs budget.

KZN436 Dr Nkosazana Dlamini Zuma - Supporting Table SC8 Monthly Budget Statement - councillor and staff benefits - M08 February

Summary of Employee and Councillor remuneration	Ref	2022/23	Budget Year 2023/24							
		Audited Outcome	Original Budget	Adjusted Budget	Monthly Actual	YearTD Actual	YearTD Budget	YTD Variance	YTD Variance %	Full Year Forecast
R thousands		A	B	C						D
Councillors (Political Office Bearers plus Other)										
Basic Salaries and Wages		8,631	9,008	9,008	2,681	4,105	6,006	(1,901)	-32%	9,008
Pension and UIF Contributions		1,155	1,168	1,168	290	481	778	(298)	-38%	1,168
Mobv Vehicle Allowance		531	951	951	204	322	634	(312)	-49%	951
Celphone Allowance		1,262	1,357	1,357	328	543	905	(362)	-40%	1,357
Housing Allowances		-	-	-	-	-	-	-	-	-
Other benefits and allowances		-	-	-	-	-	-	-	-	-
Sub Total - Councillors		11,578	12,484	12,484	3,503	5,451	8,323	(2,872)	-35%	12,484
% increase	4		7.8%	7.8%						7.8%
Senior Managers of the Municipality										
Basic Salaries and Wages		4,891	5,357	5,357	1,409	2,390	3,571	(1,181)	-33%	5,357
Pension and UIF Contributions		142	185	185	50	91	123	(32)	-26%	185
Medical Aid Contributions		33	87	87	7	12	58	(46)	-80%	87
Performance Bonus		173	552	552	-	1	368	(367)	-100%	552
Mobv Vehicle Allowance		459	573	573	115	191	382	(191)	-50%	573
Housing Allowances		20	-	-	-	-	-	-	-	-
Other benefits and allowances		2	101	101	1	8	67	(59)	-88%	101
Sub Total - Senior Managers of Municipality		5,719	6,854	6,854	1,581	2,693	4,569	(1,877)	-41%	6,854
% increase	4		19.8%	19.8%						19.8%
Other Municipal Staff										
Basic Salaries and Wages		53,216	59,266	59,141	13,342	22,186	39,427	(17,241)	-44%	59,141
Pension and UIF Contributions		8,937	10,253	10,253	2,285	3,792	6,835	(3,044)	-45%	10,253
Medical Aid Contributions		2,657	3,784	3,784	846	1,410	2,523	(1,113)	-44%	3,784
Overtime		3,239	4,526	4,526	283	862	3,018	(2,156)	-71%	4,526
Performance Bonus		1,467	1,766	1,766	-	-	1,177	(1,177)	-100%	1,766
Housing Allowances		150	477	477	40	66	318	(252)	-79%	477
Other benefits and allowances		3,186	3,668	3,668	36	231	2,445	(2,214)	-91%	3,668
Payments in lieu of leave		-	-	-	-	-	-	-	-	-
Long service awards		223	421	421	50	172	281	(109)	-39%	421
Post-retirement benefit obligations		632	1,600	1,600	42	142	1,067	(925)	-87%	1,600
Sub Total - Other Municipal Staff		73,706	85,762	85,637	16,923	28,859	57,091	(28,232)	-49%	85,637
% increase	4		16.4%	16.2%						16.2%
Total Parent Municipality		91,004	105,100	104,975	22,007	37,003	69,983	(32,980)	-47%	104,975
Unpaid salary, allowances & benefits in arrears:										
Board Members of Entities										
Total Municipal Entities		-	-	-	-	-	-	-	-	-
TOTAL SALARY, ALLOWANCES & BENEFITS		91,004	105,100	104,975	22,007	37,003	69,983	(32,980)	-47%	104,975
% increase	4		15.5%	15.4%						15.4%
TOTAL MANAGERS AND STAFF		79,425	92,616	92,491	18,504	31,552	61,660	(30,108)	-49%	92,491

4.11 OTHER SUPPORTING DOCUMENTS

Capital Expenditure Trend as at 29 February 2024

KZN436 Dr Nkosazana Dlamini Zuma - Supporting Table SC12 Monthly Budget Statement - capital expenditure trend - M08 February

Month	2022/23	Budget Year 2023/24							
	Audited Outcome	Original Budget	Adjusted Budget	Monthly Actual	YearTD Actual	YearTD Budget	YTD Variance	YTD Variance %	% spend of Original Budget
R thousands									
Monthly expenditure performance trend									
July	287	7,649	7,055	1,075	1,075	7,055	5,980	84.8%	1%
August	2,353	7,649	7,055	2,548	3,623	14,110	10,487	74.3%	4%
September	5,655	7,649	7,055	3,844	7,467	21,165	13,698	64.7%	8%
October	5,968	7,649	7,055	4,612	12,080	28,220	16,141	57.2%	13%
November	(67)	7,649	7,055	9,480	21,560	35,275	13,716	38.9%	23%
December	6,653	7,649	7,055	5,854	27,413	42,330	14,917	35.2%	30%
January	1,410	7,649	7,055	965	28,378	49,386	21,008	42.5%	31%
February	2,444	7,649	7,055	6,788	35,166	56,441	21,274	37.7%	38%
March	13,039	7,649	7,055	-	35,166	63,496	28,329	44.6%	38%
April	4,230	7,649	7,055	-	35,166	70,551	35,384	50.2%	38%
May	9,520	7,649	7,055	-	35,166	77,606	42,440	54.7%	38%
June	2,618	7,650	7,055	-	35,166	84,661	49,495	58.5%	38%
Total Capital expenditure	54,109	91,794	84,661	35,166					

Capital Expenditure on New Assets by Asset Class – 29 February 2024

KZN436 Dr Nkosazana Dlamini Zuma - Supporting Table SC13a Monthly Budget Statement - capital expenditure on new assets by asset class -

Description	Ref	2022/23	Budget Year 2023/24							
		Audited Outcome	Original Budget	Adjusted Budget	Monthly Actual	YearTD Actual	YearTD Budget	YTD Variance	YTD Variance %	Full Year Forecast
R thousands	1									
Capital expenditure on new assets by Asset Class/Sub-class										
Infrastructure		(3,033)	11,340	15,343	(1,106)	6,730	10,229	(3,499)	-34.2%	15,343
Roads Infrastructure		(3,033)	10,040	10,893	(1,106)	6,730	7,262	(532)	-7.3%	10,893
Roads		(3,033)	9,540	10,893	(1,106)	6,730	7,129	(399)	-5.6%	10,893
Road Structures		-	-	-	-	-	-	-	-	-
Road Furniture		-	500	200	-	-	133	(133)	-100.0%	200
Electrical Infrastructure		-	1,100	3,700	-	-	2,467	(2,467)	-100.0%	3,700
HV Switching Station		-	1,100	3,700	-	-	2,467	(2,467)	-100.0%	3,700
Sanitation Infrastructure		-	200	750	-	-	500	(500)	-100.0%	750
Toilet Facilities		-	200	750	-	-	500	(500)	-100.0%	750
Community Assets		(10,259)	30,075	23,384	2,055	11,287	15,589	(4,302)	-27.6%	23,384
Community Facilities		(6,211)	21,075	16,117	1,564	8,219	10,745	(2,526)	-23.5%	16,117
Halls		(4,869)	8,250	7,335	549	2,970	4,890	(1,920)	-39.3%	7,335
Centres		(1,327)	25	25	-	-	17	(17)	-100.0%	25
Crèches		(15)	9,000	7,130	685	4,918	4,753	164	3.5%	7,130
Parks		-	400	387	233	233	258	(25)	-9.8%	387
Public Ablution Facilities		-	2,200	1,000	98	98	667	(569)	-85.3%	1,000
Markets		-	-	-	-	-	-	-	-	-
Stalls		-	500	-	-	-	-	-	-	-
Taxi Ranks/Bus Terminals		-	700	240	-	-	160	(160)	-100.0%	240
Capital Spares		-	-	-	-	-	-	-	-	-
Sport and Recreation Facilities		(4,048)	9,000	7,267	491	3,068	4,844	(1,776)	-36.7%	7,267
Indoor Facilities		-	-	-	-	-	-	-	-	-
Outdoor Facilities		(4,048)	9,000	7,267	491	3,068	4,844	(1,776)	-36.7%	7,267
Capital Spares		-	-	-	-	-	-	-	-	-
Heritage assets		-	-	-	-	-	-	-	-	-
Investment properties		-	-	-	-	-	-	-	-	-
Other assets		(8,665)	7,100	4,809	65	2,794	3,206	(412)	-12.8%	4,809
Operational Buildings		(8,665)	7,100	4,809	65	2,794	3,206	(412)	-12.8%	4,809
Municipal Offices		(8,665)	6,500	4,389	5	2,276	2,926	(650)	-22.2%	4,389
Capital Spares		-	600	420	60	519	280	239	85.3%	420
Housing		-	-	-	-	-	-	-	-	-
Intangible Assets		444	1,830	1,260	210	713	840	(127)	-15.1%	1,260
Servitudes		-	-	-	-	-	-	-	-	-
Licences and Rights		444	1,830	1,260	210	713	840	(127)	-15.1%	1,260
Computer Software and Applications		367	910	1,140	122	625	760	(135)	-17.8%	1,140
Load Settlement Software Applications		-	-	-	-	-	-	-	-	-
Unspecified		77	920	120	89	89	80	9	10.7%	120
Computer Equipment		473	1,210	1,571	155	617	1,047	(430)	-41.1%	1,571
Computer Equipment		473	1,210	1,571	155	617	1,047	(430)	-41.1%	1,571
Furniture and Office Equipment		1,623	3,650	4,667	287	917	3,111	(2,195)	-70.5%	4,667
Furniture and Office Equipment		1,623	3,650	4,667	287	917	3,111	(2,195)	-70.5%	4,667
Machinery and Equipment		4,793	2,760	2,125	488	699	1,417	(717)	-50.6%	2,125
Machinery and Equipment		4,793	2,760	2,125	488	699	1,417	(717)	-50.6%	2,125
Transport Assets		10,464	16,450	13,473	2,024	2,024	8,982	(6,958)	-77.5%	13,473
Transport Assets		10,464	16,450	13,473	2,024	2,024	8,982	(6,958)	-77.5%	13,473
Total Capital Expenditure on new assets	1	(4,160)	74,415	66,632	4,178	25,781	44,421	18,640	42.0%	66,632

Capital Expenditure on Renewal of Existing Assets by Asset Class –

29 February 2024

KZN436 Dr Nkosazana Dlamini Zuma - Supporting Table SC13b Monthly Budget Statement - capital expenditure on renewal of existing assets by asset										
Description	Ref	2022/23	Budget Year 2023/24							
		Audited Outcome	Original Budget	Adjusted Budget	Monthly Actual	YearTD Actual	YearTD Budget	YTD Variance	YTD Variance %	Full Year Forecast
R thousands										
Capital expenditure on renewal of existing assets by Asset Class/Sub-class										
Infrastructure		-	6,750	9,790	1,828	6,197	6,527	(330)	-5.1%	9,790
Roads Infrastructure		-	6,750	9,790	1,828	6,197	6,527	(330)	-5.1%	9,790
Roads		-	6,750	9,790	1,828	6,197	6,527	(330)	-5.1%	9,790
Zoological plants and animals		-	-	-	-	-	-	-	-	-
Immature		-	-	-	-	-	-	-	-	-
Policing and Protection		-	-	-	-	-	-	-	-	-
Zoological plants and animals		-	-	-	-	-	-	-	-	-
Total Capital Expenditure on renewal of existing assets	1	-	6,750	9,790	1,828	6,197	6,527	330	5.1%	9,790

Capital expenditure on upgrading of existing assets by asset class –

29 February 2024

KZN436 Dr Nkosazana Dlamini Zuma - Supporting Table SC13e Monthly Budget Statement - capital expenditure on upgrading of existing assets

KZN436 Dr Nkosazana Dlamini Zuma - Supporting Table SC13e Monthly Budget Statement - capital expenditure on upgrading of existing assets										
Description	Ref	2022/23	Budget Year 2023/24							
		Audited Outcome	Original Budget	Adjusted Budget	Monthly Actual	YearTD Actual	YearTD Budget	YTD Variance	YTD Variance %	Full Year Forecast
R thousands										
Capital expenditure on upgrading of existing assets by Asset Class/Sub-class										
Infrastructure		(3,050)	9,729	7,559	782	3,189	5,040	(1,851)	-36.7%	7,559
Roads Infrastructure		(2,938)	9,729	7,559	782	3,189	5,040	(1,851)	-36.7%	7,559
Roads		(2,938)	9,729	7,559	782	3,189	5,040	(1,851)	-36.7%	7,559
Road Structures		-	-	-	-	-	-	-	-	-
Solid Waste Infrastructure		(112)	-	-	-	-	-	-	-	-
Landfill Sites		(112)	-	-	-	-	-	-	-	-
Community Assets		61,320	250	50	-	-	33	(33)	-100.0%	50
Community Facilities		-	-	-	-	-	-	-	-	-
Sport and Recreation Facilities		61,320	250	50	-	-	33	(33)	-100.0%	50
Indoor Facilities		-	-	-	-	-	-	-	-	-
Outdoor Facilities		61,320	250	50	-	-	33	(33)	-100.0%	50
Furniture and Office Equipment		-	650	630	-	-	420	(420)	-100.0%	630
Furniture and Office Equipment		-	650	630	-	-	420	(420)	-100.0%	630
Total Capital Expenditure on upgrading of existing assets	1	58,269	10,629	8,239	782	3,189	5,493	2,304	42.0%	8,239

4.12 Monthly Budget Statements

DR NKOSAZANA DLAMINI ZUMA MUNICIPALITY
INVESTMENT REGISTER 2023/2024 AS AT 29 FEBRUARY 2024

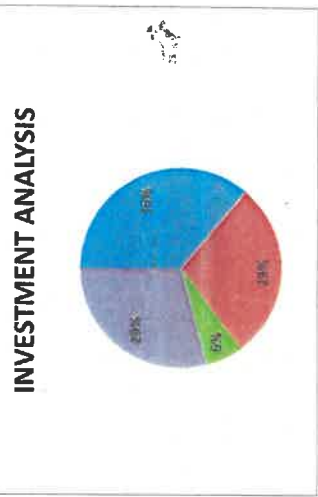
Vote Numbers	Description	Account number	Opening balance 01-Jul-23	Invested as at 29-Feb-24	Withdrawals as at 29-Feb-24	Bank Charges	Interest capitalised 29-Feb-24	Closing Balance Bank statement 29-Feb-24	Closing Balance as per Main 29-Feb-24	%
4 030 101 687 0	FNB CALL DEPOSIT	74165605518	973 246,99	-	-	-	55 498,96	1 028 745,95	1 028 745,95	1%
4 030 101 608 0	FNB BANK INVESTMENT	62009452071	44 877 261,71	42 000 000,00	(73 395 004,06)	-	540 894,34	14 023 151,99	14 023 151,99	9%
4 030 101 004 1	FNB CALL ACCOUNT	63060516756	-	211 325,12	-	-	10 376,93	221 702,05	221 702,05	0%
4 030 101 009 1	FNB FIXED DEPOSIT	76203466662	-	30 000 000,00	(15 000 000,00)	-	1 036 907,93	16 036 907,93	16 036 907,93	10%
4 030 101 192 0	FNB FIXED DEPOSIT	76204802667	-	36 000 000,00	-	-	-	36 000 000,00	36 000 000,00	22%
4 030 101 023 1	NEDBANK NOTICE DEPOSIT	0317881098635/000052	31 114 750,83	-	-	-	1 703 454,50	32 818 205,33	32 818 205,33	20%
4 030 101 023 1	NEDBANK NOTICE DEPOSIT	0317881098635/000058	20 615 054,03	-	-	-	1 244 402,77	21 859 456,80	21 859 456,80	13%
4 030 101 436 0	INVESTEC BANK	1100540834(4500)	10 544 190,98	11 114 316,06	(21 689 485,38)	-	30 978,34	0,00	0,00	0%
4 030 101 700 1	STANDARD BANK	4787359950-032	-	10 555 890,70	(11 111 850,14)	-	555 959,44	(0,00)	(0,00)	0%
4 030 101 701 1	STANDARD BANK	4787359950-031	-	5 053 547,73	-	-	287 487,18	5 341 034,91	5 341 034,91	3%
4 030 101 711 1	STANDARD BANK	4787359950-033	-	6 871 223,12	(7 193 799,43)	-	322 576,31	0,00	0,00	0%
4 030 101 299 1	STANDARD BANK	4787359950-035	-	15 344 451,79	(15 471 021,18)	-	1 654 585,65	31 654 585,65	31 654 585,65	19%
4 030 101 070 1	ABSA BUSINESS BANK	93-7405-3205	33 841 115,95	30 000 000,00	(30 000 000,00)	(402,50)	126 605,59	36,20	36,20	0%
4 030 101 070 1	ABSA BUSINESS BANK	20-81115-9646	-	30 000 000,00	(31 387 407,70)	-	1 387 407,70	-	-	3%
TOTAL			77 215 522,89	247 150 754,52	(235 805 819,66)	(402,50)	9 590 554,24	163 106 476,27	163 106 476,27	100%

BALANCE AS PER AFS 2023/2024

Cash and Cash Equivalent

Accrued Interest	Interest on Primary bank account	Total
19 613 048,93	533 292,31	5 951 835,54
96 828 571,82	10 123 846,55	169 058 311,81

- FNB 67 310 507,92
- NED BANK 54 677 662,13
- INVESTEC (0,00)
- STANDARD BANK 36 985 620,56
- ABSA BUSINESS BANK 4 122 685,66
- 163 106 476,27**




Prepared by: T. Makhanya Date: 06/03/2024
 Signature:

Approved by: W. Wela Date: 06/03/2024
 Signature:

DR NKOSAZANA DLAMINI-ZUMA LOCAL MUNICIPALITY
GRANTS SUMMARY FEBRUARY 2023-2024

GRANT NAME	VOTE NUMBER	ORIGINAL BUDGET 2023/2024	ROLL-OVER/OPENING BALANCE 01 JULY 2023	TOTAL RECEIVED 29 February 2024	TOTAL SPENT 29 February 2024	TOTAL UNSPENT 29 February 2024
NATIONAL TREASURY GRANTS						
MIG	30311070111	31,779,000.00	-	19,279,000.00	20,334,598.26	1,055,598.26
FMG	30311070231	1,950,000.00	-	1,950,000.00	1,371,418.17	578,581.83
EPWP	30311070221	2,178,000.00	-	1,528,000.00	1,752,379.58	224,379.58
ELECTRIFICATION GRANT	30311070131	7,561,005.00	-	4,561,000.00	5,590,731.94	1,029,731.94
SUB-TOTAL		43,468,005.00	-	27,318,000.00	29,049,127.95	1,731,127.95
KZN PROVINCIAL GRANTS						
LIBRARY SERVICE OPERATIONAL GRANT	30311070251	4,169,000.00	-	4,169,000.00	3,644,710.08	524,289.92
DISASTER MANAGEMENT PROGRAMME	30311070321	1,000,000.00	-	1,000,000.00	-	1,000,000.00
GREENEST AND SMART MUNICIPALITY COMPETITION		1,200,000.00	-	1,200,000.00	-	1,200,000.00
SUB-TOTAL		6,369,000.00	-	5,169,000.00	3,644,710.08	1,524,289.92
TOTAL GRANTS		49,837,005.00	-	32,487,000.00	32,693,838.04	206,838.04

PREPARED BY:  M3 PN Dlamini
DATE: 05/03/2024

APPROVED BY:  N.I Wela
DATE: 06/03/2024

Appendix B

Operating Revenue and Expenditure for February 2024

Item Description	Original Budget 2023/2024	Month Budget	Month Actual Received/ Paid 29 February 2024	YTD actual Received/ paid 29 February 2024	YTD Budget	% spend/ Received 29 February 2024	% Spend /Received YTD to date
Property Rates	45,404,434	3,783,703	13,848,102	20,844,133	30,269,623	366%	46%
Service charges	4,421,331	368,444	1,104,018	1,840,318	2,947,554	300%	42%
Rent of facilities and equipment	1,509,218	125,768	537,375	658,503	1,006,145	427%	44%
Traffic fines	552,475	46,040	183,700	123,900.00	368,317	399%	22%
Pound income	323,867	26,989	105,546	105,546.43	215,911	391%	33%
Learners Licences	351,417	29,285	139,178	198,522	234,278	475%	56%
Service charges: Sales: Licence & Permit	5,265	439	154,854	220,474	3,510	35294%	4188%
Income for Agency Services	687,970	57,331	272,601	319,856	458,647	475%	46%
Interest received-External Investments	11,491,036	957,586	5,293,226	6,192,522	7,660,691	553%	54%
Rates & Refuse Penalties	6,159,526	513,294	2,507,408	2,904,225	4,106,351	488%	47%
Government grants and subsidies	202,347,000	16,862,250	15,455,685	83,218,000	134,898,000	92%	41%
Disposal of PPE	2,487,998	207,333	-	-	1,658,665	0%	0%
Sale of Goods and Rendering of Services	603,475	50,290	138,918	259,652	402,317	276%	43%
Operational Revenue	164,426	13,702	117,395	140,068	109,617	857%	85%
TOTAL REVENUE	276,577,548	23,048,129	39,858,005	117,025,719	184,385,032	173%	42%
Employee related costs	92,616,030	7,718,003	7,209,040	69,619,646	61,744,020	93%	75%
Remuneration of councillors	12,483,886	1,040,324	970,718	6,981,135	8,322,591	93%	56%
Inventory consumed	4,817,218	401,435	659,482	1,878,409	3,211,479	164%	39%
Depreciation	57,348,918	4,779,077	21,624,770	28,238,773	38,232,612	452%	49%
Finance costs	1,618,213	134,851	263,679	358,522	1,078,809	196%	22%
Repairs and Maintenance	14,920,253	1,243,354	3,604,325	8,180,539	9,946,835	290%	55%
Contracted services	34,593,471	2,882,789	5,404,351	18,837,050	23,062,314	187%	54%
Transfers and Subsidies	700,000	58,333	118,597	435,583	466,667	203%	62%
Irrecoverable debt written off	3,399,845	283,320	65,079	130,159	2,266,563	23%	4%
Debt impairment	5,039,890	419,991	-	-	3,359,927	0%	0%
General expenses	37,255,222	3,104,602	8,414,208	21,708,048	24,836,815	271%	58%
TOTAL EXPENDITURE	264,792,946	22,066,079	48,334,250	156,367,865	176,528,631	219%	59%
Net Surplus (Deficit)	11,784,602	982,050	-8,476,245	-39,342,146	7,856,401	-46%	-17%

Appendix D February 2024
ALLOCATIONS RECEIVED FOR THE FINANCIAL YEAR 2023/2024

Name of Grant	ORIGINAL BUDGET 2023/2024	ACTUAL RECEIVED 29 February 2024	YTD RECEIVED 29 February 2024	%RECEIVED
Community Library Service Grant	1,223,000	-	1,223,000	100%
Municipal Finance Management Grant	1,950,000	-	1,950,000	100%
Expanded Public Works Programme	2,178,000	-	1,528,000	70%
Provincialisation of Libraries Grant	2,946,000	-	2,946,000	100%
Greenest and Smart Municipality Competition	1,200,000	-	1,200,000	100%
Provincial Disaster Management Programme	1,000,000	-	1,000,000	100%
Integrated National Electrification Programme	7,561,000	-	2,000,000	26%
Capital:Municipal Infrastructure Grant	31,779,000	-	19,279,000	61%
Equitable Share	162,271,000	-	121,703,000	75%
TOTAL	212,108,000	-	152,829,000	72%

Appendix C February 2024
Capital Project for 2023/2024

Item Description	Source of Fund	Original Budget 2023/2024	Actual spent 29 February 2024	YTD Spent 29 February 2024	% Spent YTD
Procurement of Furniture and Equipment	Internal	3,165,000	287,475	916,763	29%
Procurement of Computer Equipment	Internal	1,210,000	154,873	616,964	51%
Procurement of Computer Software	Internal	885,000	121,739.13	624,654	71%
Upgrading of Server	Internal	650,000	-	-	0%
Procurement of Parkhome	Internal	1,100,000	-	60,000	5%
Municipal Offices	Internal	300,000	-	96,943	32%
Procurement of Antivirus Software	Internal	120,000	101,860	101,860	85%
Installation of Cameras	Internal	60,000	-	-	0%
Fiber connection	Internal	250,000	-	-	0%
External Computer Service-Software Licences	Internal	25,000	-	-	0%
Transport Assets	Internal	13,450,000	2,023,563	2,023,563	15%
Construction of Storage Facility	Internal	2,300,000	-	1,913,747	83%
Pocurement of Car wash Equipment	Internal	500,000	-	-	0%
Pin Code Operated Doors	Internal	75,000	-	-	0%
DLTC Designs	Internal	400,000	-	-	0%
Bullet Proof Glass at Reception	Internal	100,000	-	-	0%
Communication and Information System	Internal	800,000	-	-	0%
Installation of Shelter Motor Licensing	Internal	100,000	-	93,214	93%
Creighton CBD Infrastructure Upgrade	Internal	462,680	45,349	238,672	52%
Underberg CBD infrastructure Upgrade	Internal	1,250,000	-	1,004,630	80%
Bulwer CBD Infrastructure Upgrade	Internal	2,800,000	-	-	0%
Centocow Shelter and Toilets Phase 2	Internal	2,200,000	-	-	0%
Battrey Energy Storage System	Internal	600,000	60,000	518,734	86%
Skip Bins	Internal	650,000	251,170	251,170	39%
Pedestrian Bridge	Internal	2,500,000	-	1,681,028	67%
Storm Water Pipes and Culverts	Internal	300,000	-	-	0%
Upgrading of Himeville Township Asphalts Road	Internal	1,000,000	481,695	481,695	48%
Traffic lights (Himeville)	Internal	500,000	-	-	0%
Nomgidi Community Hall	Internal	2,200,000	-	-	0%
Donnybrook Toilets	Internal	200,000	-	-	0%
Informal Trading Infrastructure	Internal	500,000	-	-	0%
Construction of Storm Water Drainage	Internal	500,000	-	-	0%
Makawusane Sport Field Phase 2	Internal	250,000	-	-	0%
Hlabeni Community Hall	Internal	550,000	-	-	0%
Procurement of Plant and Equipment	Internal	1,450,000	236,441	211,641	15%
Procurement of Machinery and Equipment	Internal	160,000	448,082	-	0%
Bus Shelters	Internal	700,000	-	-	0%
Street light/High Mast (Bulwer)	Internal	1,100,000	-	-	0%
Parks, Paving, Cemeteries and Waste Disposal Sites Toilets	Internal	400,000	232,750	232,750	58%
Guard House & on transfer Station	Internal	100,000	-	87,362	87%
Mobile Library	Internal	3,000,000	-	-	0%
Construction of Animal Sheds	Internal	500,000	-	19,415	4%
Upgrade of Gravel Roads to Concrete Paving (Stip heal secti	Internal	3,000,000	-	-	0%
Designs of Municipal Offices	Internal	1,350,000	-	-	0%
Renewal of Gravel Roads	Internal	6,302,320	-	7,184,249	114%
TOTAL INTERNAL FUNDED		60,015,000	4,444,996	18,359,053	31%
Sdangeni Bridge Road	MIG	1,204,600	-	784,248	65%
Creighton Artificial Sportfield	MIG	5,000,000	491,206	2,966,164	59%
Maguzwana Sport fields	MIG	4,000,000	-	102,203	3%
Gala Creche	MIG	3,000,000	801,624	1,632,555	54%
Lwazi Crech (Mkhazini)	MIG	3,000,000	195,146	1,844,989	61%
Sizamokuhle Crech (Njobokazi)	MIG	3,000,000	-	1,752,096	58%
Masaneni Community Hall	MIG	4,000,000	82,297	1,554,023	39%
Langelihle Creche	MIG	25,000	-	-	0%
Mafohla Community Hall	MIG	1,500,000	154,430	1,104,320	74%
Bulwer Asphalt Road Phase 7	MIG	2,035,000	199,514	2,035,000	100%
Underberg Asphalt Road Phase 4	MIG	2,014,400	72,631	1,144,621	57%
Himeville Asphalts Phase 3	MIG	3,000,000	-	1,809,274	60%
TOTAL MIG GRANT		31,779,000	1,996,848	16,729,492	53%
TOTAL CAPITAL EXPENDITURE		91,794,000	6,441,845	35,088,545	38%
Electrification Project 2023/2024					
Electrification	INEP	7,561,000	131,678	7,512,466	99%
TOTAL CAPITAL EXPENDITURE INCLUDING INEP		99,355,000	6,573,523	42,601,012	43%

Workings: Calculation of Cash Coverage Ratio 2023/2024

Municipality:	Dr Nkosazana Dlamini Zuma Municipality
Prepared by Budget Administrator:	PN Dlamini
Reviewed by Assistant CFO:	N.I Wela
Approved by CFO:	M.P Mtungwa
Date completed:	7-Mar-24

Cash Coverage Ratio: Indicates the municipality's ability to meet at least its monthly fixed operating commitments without collecting any additional revenue during that month, **norm: 3 months**


Calculation of Cash Coverage Ratio

Description	2023/24	
R thousand	Final Budget	
Surplus/Deficits - A8/Cash and Cash		157,640
Cash/cash equivalents at the year end	5,952	
Other current investments > 90 days	163,106	
Non current assets - Investments	-	
Less: Application of Cash and Investments		
Unspent conditional transfers	(207)	
Unspent borrowing	-	
Other working capital requirements	-	
Other provisions	-	
Retention	11,625	
Reserves to be backed by cash/investments	-	
Fixed Operating Commitments		
Employee Related Costs	7,209	
Remuneration of councillors	971	
Operating lease(rent premises and machines etc)	5	
Contracted services	5,404	
Security Services	1,746	
Insurance	274	
Telephone costs	680	
Current portion of long term loan(if applicable), NB: include Finance charges	-	
Audit Fees	1,453	
Bank Charges	14	
Fuel and Oil	1,243	
Printing and Stationery	-	
Protective Clothing and Uniforms	-	
Ward committee expenses	143	
Other expenses	8,414	
Total Fixed Operating Commitments	27,557	
Monthly Fixed Operating Commitments	27,557	
Cash Coverage Ratio*		5.72

* Cash Coverage Ratio Formula =

Net Cash (Cash equivalents+Investments-Commitments)
Divided by:
Monthly Fixed Operating Commitments

Prepared by : T. Makhanya

Date : 07/03/2024 Signature : 

Approved by : N.Wela

Date :  Signature : N.Wela

Preparation Instructions

Municipality Name:

CFO Name:

Tel: **Fax:**

E-Mail:

Reporting period:

MTREF: **Budget Year:**

Does this municipality have Entities?

If YES: Identify type of report:

Name Votes & Sub-Votes

Printing Instructions

Showing / Hiding Columns

Hide Reference columns on all sheets

Hide Pre-audit columns on all sheets

Showing / Clearing Highlights

Importants documents which provide essential assistance

MFMA Budget Circular

[Click](#)

MBRR Budget Formats Guide

[Click](#)

Dummy Budget Guide

[Click](#)

Funding Compliance Guide

[Click](#)

Organisational Structure Votes

Vote 3 - BUDGET AND TREASURY
 Vote 3 - CORPORATE SERVICES
 Vote 4 - COMMUNITY SERVICES
 Vote 5 - PUBLIC WORKS AND BASIC SERVICES
 Vote 6 - PLANNING AND DEVELOPMENT
 Vote 7 - [NAME OF VOTE 7]
 Vote 8 - [NAME OF VOTE 8]
 Vote 9 - [NAME OF VOTE 9]
 Vote 10 - [NAME OF VOTE 10]
 Vote 11 - [NAME OF VOTE 11]
 Vote 12 - [NAME OF VOTE 12]
 Vote 13 - [NAME OF VOTE 13]
 Vote 14 - [NAME OF VOTE 14]
 Vote 15 - [NAME OF VOTE 15]

Complete Votes & Sub-Votes

LABOUR & SOCIAL SERVICES	
1.1	INTERNAL AUDIT
1.2	[Name of sub-vote]
1.3	[Name of sub-vote]
1.4	[Name of sub-vote]
1.5	[Name of sub-vote]
1.6	[Name of sub-vote]
1.7	[Name of sub-vote]
1.8	[Name of sub-vote]
1.9	[Name of sub-vote]
1.10	[Name of sub-vote]
Vote 2	BUDGET AND TREASURY
2.1	[Name of sub-vote]
2.2	[Name of sub-vote]
2.3	[Name of sub-vote]
2.4	[Name of sub-vote]
2.5	[Name of sub-vote]
2.6	[Name of sub-vote]
2.7	[Name of sub-vote]
2.8	[Name of sub-vote]
2.9	[Name of sub-vote]
2.10	[Name of sub-vote]
Vote 3	CORPORATE SERVICES
3.1	CORPORATE SERVICES
3.2	HUMAN RESOURCES
3.3	[Name of sub-vote]
3.4	[Name of sub-vote]
3.5	[Name of sub-vote]
3.6	[Name of sub-vote]
3.7	[Name of sub-vote]
3.8	[Name of sub-vote]
3.9	[Name of sub-vote]
3.10	[Name of sub-vote]
Vote 4	COMMUNITY SERVICES
4.1	COMMUNITY SERVICES
4.2	TRAFFIC
4.3	DISASTER MANAGEMENT
4.4	MUNICIPAL POUND
4.5	SPORTSFIELDS
4.6	LIBRARIES
4.7	COMMUNITY PROGRAMS
4.8	PARKS AND CEMETERIES
4.9	0
4.10	[Name of sub-vote]
Vote 5	PUBLIC WORKS AND BASIC SERVICES
5.1	ROADS
5.2	HOUSING
5.3	WASTE MANAGEMENT
5.4	PMU
5.5	[Name of sub-vote]
5.6	[Name of sub-vote]
5.7	[Name of sub-vote]
5.8	[Name of sub-vote]
5.9	[Name of sub-vote]
5.10	[Name of sub-vote]

Organisational Structure Votes

Complete Votes & Sub-Votes

6.1 - PLANNING AND DEVELOPMENT
6.2 - LED AND TOURISM

Vote 6 | PLANNING AND DEVELOPMENT

- 6.1 [Name of sub-vote]
- 6.2 [Name of sub-vote]
- 6.3 [Name of sub-vote]
- 6.4 [Name of sub-vote]
- 6.5 [Name of sub-vote]
- 6.6 [Name of sub-vote]
- 6.7 [Name of sub-vote]
- 6.8 [Name of sub-vote]
- 6.9 [Name of sub-vote]
- 6.10 [Name of sub-vote]

Vote 7 | [NAME OF VOTE 7]

- 7.1 [Name of sub-vote]
- 7.2 [Name of sub-vote]
- 7.3 [Name of sub-vote]
- 7.4 [Name of sub-vote]
- 7.5 [Name of sub-vote]
- 7.6 [Name of sub-vote]
- 7.7 [Name of sub-vote]
- 7.8 [Name of sub-vote]
- 7.9 [Name of sub-vote]
- 7.10 [Name of sub-vote]

Vote 8 | [NAME OF VOTE 8]

- 8.1 [Name of sub-vote]
- 8.2 [Name of sub-vote]
- 8.3 [Name of sub-vote]
- 8.4 [Name of sub-vote]
- 8.5 [Name of sub-vote]
- 8.6 [Name of sub-vote]
- 8.7 [Name of sub-vote]
- 8.8 [Name of sub-vote]
- 8.9 [Name of sub-vote]
- 8.10 [Name of sub-vote]

Vote 9 | [NAME OF VOTE 9]

- 9.1 [Name of sub-vote]
- 9.2 [Name of sub-vote]
- 9.3 [Name of sub-vote]
- 9.4 [Name of sub-vote]
- 9.5 [Name of sub-vote]
- 9.6 [Name of sub-vote]
- 9.7 [Name of sub-vote]
- 9.8 [Name of sub-vote]
- 9.9 [Name of sub-vote]
- 9.10 [Name of sub-vote]

Vote 10 | [NAME OF VOTE 10]

- 10.1 [Name of sub-vote]
- 10.2 [Name of sub-vote]
- 10.3 [Name of sub-vote]
- 10.4 [Name of sub-vote]
- 10.5 [Name of sub-vote]
- 10.6 [Name of sub-vote]
- 10.7 [Name of sub-vote]
- 10.8 [Name of sub-vote]
- 10.9 [Name of sub-vote]
- 10.10 [Name of sub-vote]

KZN436 Dr Nkosazana Dlamini Zuma - Contact Information

A. GENERAL INFORMATION

Municipality	KZN436 Dr Nkosazana Dlamini Zuma
Grade	3
Province	KZN KWAZULU-NATAL
Web Address	www.ndz.gov.za
E-mail Address	mailbox@ndz.gov.za

1 Grade in terms of the Remuneration of Public Office Bearers Act.

B. CONTACT INFORMATION

Postal address:	
P.O. Box	PO BOX 62
City / Town	Creighton
Postal Code	3263

Street address	
Building	DR Nkosazana Dlamini Zuma Municipality
Street No. & Name	Creighton Main Road
City / Town	Creighton
Postal Code	3263

General Contacts	
Telephone number	039 833 1038
Fax number	039 833 1539

C. POLITICAL LEADERSHIP

Speaker:	
ID Number	7903085659082
Title	Mr
Name	Sifiso Sydney Phoswa
Telephone number	039 833 1038
Cell number	072 708 4358
Fax number	039 833 1539
E-mail address	freemanphoswa@gmail.com

Secretary/PA to the Speaker:	
ID Number	781015 5701 084
Title	Mr
Name	Velani Sosibo
Telephone number	039 833 1038
Cell number	073 470 3037
Fax number	039 833 1539
E-mail address	Sosibov@ndz.gov.za

Mayor/Executive Mayor:

ID Number	7007290351087
Title	Mrs
Name	Precious Sindisiwe Msomi
Telephone number	039 833 1038
Cell number	082 598 5467
Fax number	039 833 1539
E-mail address	majobemsomi@gmail.com

Secretary/PA to the Mayor/Executive Mayor:	
ID Number	860912 0879 085
Title	Ms
Name	Samkeliwe Sikhakhane
Telephone number	039 833 1038
Cell number	067 957 3640
Fax number	039 833 1539
E-mail address	Sikhakhane@ndz.gov.za

Deputy Mayor/Executive Mayor:

ID Number	8312290301085
Title	Ms
Name	Kholeka Annacleta Hadebe
Telephone number	039 833 1038
Cell number	063 699 8803
Fax number	039 833 1539
E-mail address	Kholz83@gmail.com

Secretary/PA to the Deputy Mayor/Executive Mayor:	
ID Number	881211 0692 084
Title	Ms
Name	Nokwanda Chule
Telephone number	039 833 1038
Cell number	082 951 0341
Fax number	039 833 1539
E-mail address	chulen@ndz.gov.za

D. MANAGEMENT LEADERSHIP			
Municipal Manager:		Secretary/PA to the Municipal Manager:	
ID Number	690127 5582 081	ID Number	880713 0737 083
Title	Mr	Title	Ms
Name	Nkosiyezwe Cyprian Vezi	Name	Sphumelele Mbatha
Telephone number	039 833 1038	Telephone number	039 833 1038
Cell number	073 976 6682	Cell number	071 304 1194
Fax number	039 833 1539	Fax number	039 833 1539
E-mail address	vezin@ndz.gov.za	E-mail address	mbelep@ndz.gov.za
Chief Financial Officer		Secretary/PA to the Chief Financial Officer	
ID Number	810926 5730 086	ID Number	9606041322087
Title	Mr	Title	Ms
Name	Phillip Mtungwa	Name	Xoliswa Memela
Telephone number	039 833 1038	Telephone number	039 833 1038
Cell number	060 544 5411	Cell number	060 828 5010
Fax number	039 833 1539	Fax number	039 833 1539
E-mail address	mtungwap@ndz.gov.za	E-mail address	memelax@ndz.gov.za
Official responsible for submitting financial information		Official responsible for submitting financial information	
ID Number	8410160917087	ID Number	8809220867085
Title	Ms	Title	Ms
Name	Nokuthula Khuboni	Name	Pretty Nothando Dlamini
Telephone number	039 833 1038	Telephone number	039 833 1038
Cell number	072 7700 153	Cell number	063 513 2839
Fax number	039 833 1539	Fax number	039 833 1539
E-mail address	khubonin@ndz.gov.za	E-mail address	dlamininp@ndz.gov.za
Official responsible for submitting financial information		Official responsible for submitting financial information	
ID Number	930131 0484 08 7	ID Number	0
Title	Ms	Title	Mr
Name	Thembekile Makhanya	Name	Nkosinathi Wela
Telephone number	039 833 1038	Telephone number	039 833 1038
Cell number	073 432 6527	Cell number	079 495 6452
Fax number	039 833 1539	Fax number	039 833 1539
E-mail address	makhanyat@ndz.gov.za	E-mail address	welan@ndz.gov.za
Official responsible for submitting financial information		Official responsible for submitting financial information	
ID Number	0	ID Number	0
Title	0	Title	0
Name	0	Name	0
Telephone number	0	Telephone number	0
Cell number	0	Cell number	0
Fax number	0	Fax number	0
E-mail address	0	E-mail address	0
Official responsible for submitting financial information		Official responsible for submitting financial information	
ID Number	0	ID Number	0
Title	0	Title	0
Name	0	Name	0
Telephone number	0	Telephone number	0
Cell number	0	Cell number	0
Fax number	0	Fax number	0
E-mail address	0	E-mail address	0
Official responsible for submitting financial information		Official responsible for submitting financial information	
ID Number	0	ID Number	0
Title	0	Title	0
Name	0	Name	0
Telephone number	0	Telephone number	0
Cell number	0	Cell number	0
Fax number	0	Fax number	0
E-mail address	0	E-mail address	0
Official responsible for submitting financial information		Official responsible for submitting financial information	
ID Number	0	ID Number	0
Title	0	Title	0
Name	0	Name	0
Telephone number	0	Telephone number	0
Cell number	0	Cell number	0
Fax number	0	Fax number	0
E-mail address	0	E-mail address	0

KZN436 Dr Nkosazana Dlamini Zuma - Table C1 Monthly Budget Statement Summary - M08 February

Description	2022/23	Budget Year 2023/24							
	Audited Outcome	Original Budget	Adjusted Budget	Monthly Actual	YearTD Actual	YearTD Budget	YTD Variance	YTD Variance %	Full Year Forecast
R thousands									
Financial Performance									
Property rates	42,864	45,404	42,329	13,848	20,844	28,219	(7,375)	-26%	42,329
Service charges	4,197	4,421	4,421	1,104	1,840	2,948	(1,107)	-38%	4,421
Investment revenue	16,319	11,491	15,278	5,293	6,193	10,185	(3,993)	-39%	15,278
Transfers and subsidies - Operational	162,902	170,568	171,099	3,449	71,062	114,066	(43,004)	-38%	171,099
Other own revenue	17,986	12,914	19,581	3,958	4,848	13,054	(8,206)	-63%	19,581
Total Revenue (excluding capital transfers and contributions)	244,268	244,799	252,708	27,652	104,787	168,472	(63,685)	-38%	252,708
Employee costs	79,425	92,616	92,491	18,504	31,552	61,660	(30,108)	-49%	92,491
Remuneration of Councillors	11,578	12,484	12,484	3,503	5,451	8,323	(2,872)	-35%	12,484
Depreciation and amortisation	45,937	57,349	44,248	21,625	28,239	29,499	(1,260)	-4%	44,248
Interest	3,761	1,618	1,618	264	359	1,079	(720)	-67%	1,618
Inventory consumed and bulk purchases	4,963	4,817	6,635	659	1,878	4,423	(2,545)	-58%	6,635
Transfers and subsidies	610	700	1,750	119	436	1,167	(731)	-63%	1,750
Other expenditure	115,954	95,209	119,956	17,353	48,864	79,970	(31,106)	-39%	119,956
Total Expenditure	262,228	264,793	279,182	62,027	116,778	186,120	(69,342)	-37%	279,182
Surplus/(Deficit)	(17,961)	(19,994)	(26,474)	(34,374)	(11,991)	(17,648)	5,657	-32%	(26,474)
Transfers and subsidies - capital (monetary allocations)	65,622	31,779	31,854	12,007	12,156	21,236	(9,080)	-43%	31,854
Transfers and subsidies - capital (in-kind)	-	-	-	-	-	-	-	-	-
Surplus/(Deficit) after capital transfers & contributions	47,661	11,785	5,380	(22,368)	165	3,588	(3,423)	-95%	5,380
Share of surplus/ (deficit) of associate	-	-	-	-	-	-	-	-	-
Surplus/ (Deficit) for the year	47,661	11,785	5,380	(22,368)	165	3,588	(3,423)	-95%	5,380
Capital expenditure & funds sources									
Capital expenditure	54,109	91,794	84,661	6,788	35,166	56,441	(21,274)	-38%	84,661
Capital transfers recognised	(12,361)	31,779	31,854	1,578	18,036	21,236	(3,200)	-15%	31,854
Borrowing	-	-	-	-	-	-	-	-	-
Internally generated funds	2,565	60,015	52,807	5,211	17,130	35,205	(18,074)	-51%	52,807
Total sources of capital funds	(9,796)	91,794	84,661	6,788	35,166	56,441	(21,274)	-38%	84,661
Financial position									
Total current assets	108,555	145,578	162,266		212,366				162,266
Total non current assets	506,570	589,910	574,451		540,966				574,451
Total current liabilities	50,733	92,044	33,542		55,206				33,542
Total non current liabilities	20,509	17,111	20,509		20,836				20,509
Community wealth/Equity	677,287	626,333	686,943		711,358				686,943
Cash flows									
Net cash from (used) operating	182,660	78,563	32,784	11,807	66,247	21,856	(44,391)	-203%	280,944
Net cash from (used) investing	(78,379)	(103,075)	(94,872)	(8,768)	(40,124)	66,566	106,690	160%	99,848
Net cash from (used) financing	-	-	-	-	-	-	-	-	-
Cash/cash equivalents at the month/year end	284,516	89,128	97,167	-	268,050	247,677	(20,373)	-8%	622,720
Debtors & creditors analysis									
Debtors Age Analysis	0-30 Days	31-60 Days	61-90 Days	91-120 Days	121-150 Dys	151-180 Dys	181 Dys-1 Yr	Over 1Yr	Total
Total By Income Source	-	-	-	-	-	-	-	-	-
Creditors Age Analysis	0-30 Days	31-60 Days	61-90 Days	91-120 Days	121-150 Dys	151-180 Dys	181 Dys-1 Yr	Over 1Yr	Total
Total Creditors	-	-	-	-	-	-	-	-	-

KZN436 Dr Nkosazana Dlamini Zuma - Table C2 Monthly Budget Statement - Financial Performance (functional classification) - M08 February

Description	Ref	Budget Year 2023/24								
		2022/23 Audited Outcome	Original Budget	Adjusted Budget	Monthly Actual	YearTD Actual	YearTD Budget	YTD Variance	YTD Variance %	Full Year Forecast
R thousands	1									
Revenue - Functional										
<i>Governance and administration</i>		229,592	232,056	232,858	22,866	99,091	155,239	(56,148)	-36%	232,858
Executive and council		-	-	-	-	-	-	-	-	-
Finance and administration		229,592	232,056	232,858	22,866	99,091	155,239	(56,148)	-36%	232,858
Internal audit		-	-	-	-	-	-	-	-	-
<i>Community and public safety</i>		14,457	5,838	6,838	2,769	2,938	4,559	(1,621)	-36%	6,838
Community and social services		5,401	4,178	4,178	2,266	2,266	2,785	(519)	-19%	4,178
Sport and recreation		-	-	-	-	-	-	-	-	-
Public safety		9,056	1,660	2,660	503	671	1,773	(1,102)	-62%	2,660
Housing		-	-	-	-	-	-	-	-	-
Health		-	-	-	-	-	-	-	-	-
<i>Economic and environmental services</i>		61,643	34,262	32,670	12,920	13,074	21,780	(8,706)	-40%	32,670
Planning and development		681	305	838	46	51	559	(508)	-91%	838
Road transport		60,962	33,957	31,832	12,874	13,023	21,221	(8,198)	-39%	31,832
Environmental protection		-	-	-	-	-	-	-	-	-
<i>Trading services</i>		4,197	4,421	12,196	1,104	1,840	8,131	(6,290)	-77%	12,196
Energy sources		-	-	7,775	-	-	5,183	(5,183)	-100%	7,775
Water management		-	-	-	-	-	-	-	-	-
Waste water management		-	-	-	-	-	-	-	-	-
Waste management		4,197	4,421	4,421	1,104	1,840	2,948	(1,107)	-38%	4,421
<i>Other</i>	4	-	-	-	-	-	-	-	-	-
Total Revenue - Functional	2	309,889	276,578	284,562	39,659	116,943	189,708	(72,765)	-38%	284,562
Expenditure - Functional										
<i>Governance and administration</i>		141,477	166,687	153,256	41,350	74,286	102,170	(27,884)	-27%	153,256
Executive and council		26,537	25,881	28,062	6,405	11,169	18,708	(7,539)	-40%	28,062
Finance and administration		112,619	137,173	122,083	34,535	62,168	81,388	(19,220)	-24%	122,083
Internal audit		2,322	3,633	3,111	411	950	2,074	(1,124)	-54%	3,111
<i>Community and public safety</i>		30,767	34,596	34,915	7,769	13,264	23,276	(10,012)	-43%	34,915
Community and social services		16,487	17,772	17,856	4,824	7,821	11,904	(4,083)	-34%	17,856
Sport and recreation		157	-	-	39	52	-	52	-	-
Public safety		13,698	15,853	16,438	2,833	5,264	10,959	(5,695)	-52%	16,438
Housing		425	971	621	74	128	414	(286)	-69%	621
Health		-	-	-	-	-	-	-	-	-
<i>Economic and environmental services</i>		59,048	52,129	66,978	10,800	24,244	44,652	(20,407)	-46%	66,978
Planning and development		16,744	23,598	23,010	2,559	6,188	15,340	(9,152)	-60%	23,010
Road transport		42,304	28,531	43,968	8,241	18,057	29,312	(11,255)	-38%	43,968
Environmental protection		-	-	-	-	-	-	-	-	-
<i>Trading services</i>		28,747	10,485	23,225	1,740	4,484	15,483	(10,999)	-71%	23,225
Energy sources		17,285	-	12,556	-	-	8,371	(8,371)	-100%	12,556
Water management		-	-	-	-	-	-	-	-	-
Waste water management		-	-	-	-	-	-	-	-	-
Waste management		11,462	10,485	10,668	1,740	4,484	7,112	(2,628)	-37%	10,668
<i>Other</i>		2,189	896	808	368	499	539	(40)	-7%	808
Total Expenditure - Functional	3	262,228	264,793	279,182	62,027	116,778	186,120	(69,342)	-37%	279,182
Surplus/ (Deficit) for the year		47,661	11,785	5,380	(22,368)	165	3,588	(3,423)	-95%	5,380

KZN436 Dr Nkosazana Dlamini Zuma - Table C3 Monthly Budget Statement - Financial Performance (revenue and expenditure by municipal vote) - M08

Vote Description	Ref	2022/23	Budget Year 2023/24							
		Audited Outcome	Original Budget	Adjusted Budget	Monthly Actual	YearTD Actual	YearTD Budget	YTD Variance	YTD Variance %	Full Year Forecast
R thousands										
Revenue by Vote	1									
Vote 1 - EXECUTIVE AND COUNCIL		-	-	-	-	-	-	-	-	-
Vote 2 - BUDGET AND TREASURY		229,746	232,001	232,803	22,866	99,071	155,202	(56,131)	-36.2%	232,803
Vote 3 - CORPORATE SERVICES		74	55	55	-	20	37	(17)	-45.6%	55
Vote 4 - COMMUNITY SERVICES		18,650	10,259	11,259	3,909	4,813	7,506	(2,693)	-35.9%	11,259
Vote 5 - PUBLIC WORKS AND BASIC SERVICES		60,748	33,957	39,607	12,838	12,988	26,405	(13,417)	-50.8%	39,607
Vote 6 - PLANNING AND DEVELOPMNT		671	305	838	46	51	559	(508)	-90.8%	838
Vote 7 - [NAME OF VOTE 7]		-	-	-	-	-	-	-	-	-
Vote 8 - [NAME OF VOTE 8]		-	-	-	-	-	-	-	-	-
Vote 9 - [NAME OF VOTE 9]		-	-	-	-	-	-	-	-	-
Vote 10 - [NAME OF VOTE 10]		-	-	-	-	-	-	-	-	-
Vote 11 - [NAME OF VOTE 11]		-	-	-	-	-	-	-	-	-
Vote 12 - [NAME OF VOTE 12]		-	-	-	-	-	-	-	-	-
Vote 13 - [NAME OF VOTE 13]		-	-	-	-	-	-	-	-	-
Vote 14 - [NAME OF VOTE 14]		-	-	-	-	-	-	-	-	-
Vote 15 - [NAME OF VOTE 15]		-	-	-	-	-	-	-	-	-
Total Revenue by Vote	2	309,889	276,578	284,562	39,659	116,943	189,708	(72,765)	-38.4%	284,562
Expenditure by Vote	1									
Vote 1 - EXECUTIVE AND COUNCIL		28,858	29,514	31,173	6,815	12,118	20,782	(8,663)	-41.7%	31,173
Vote 2 - BUDGET AND TREASURY		78,072	98,487	82,287	26,894	42,353	54,858	(12,505)	-22.8%	82,287
Vote 3 - CORPORATE SERVICES		34,547	38,686	39,796	7,641	19,815	26,531	(6,715)	-25.3%	39,796
Vote 4 - COMMUNITY SERVICES		30,342	33,625	34,295	7,695	13,137	22,863	(9,726)	-42.5%	34,295
Vote 5 - PUBLIC WORKS AND BASIC SERVICES		77,107	48,512	75,815	10,925	25,592	50,543	(24,951)	-49.4%	75,815
Vote 6 - PLANNING AND DEVELOPMNT		13,302	15,970	15,817	2,056	3,763	10,544	(6,781)	-64.3%	15,817
Vote 7 - [NAME OF VOTE 7]		-	-	-	-	-	-	-	-	-
Vote 8 - [NAME OF VOTE 8]		-	-	-	-	-	-	-	-	-
Vote 9 - [NAME OF VOTE 9]		-	-	-	-	-	-	-	-	-
Vote 10 - [NAME OF VOTE 10]		-	-	-	-	-	-	-	-	-
Vote 11 - [NAME OF VOTE 11]		-	-	-	-	-	-	-	-	-
Vote 12 - [NAME OF VOTE 12]		-	-	-	-	-	-	-	-	-
Vote 13 - [NAME OF VOTE 13]		-	-	-	-	-	-	-	-	-
Vote 14 - [NAME OF VOTE 14]		-	-	-	-	-	-	-	-	-
Vote 15 - [NAME OF VOTE 15]		-	-	-	-	-	-	-	-	-
Total Expenditure by Vote	2	262,228	264,793	279,182	62,027	116,778	186,120	(69,342)	-37.3%	279,182
Surplus/ (Deficit) for the year	2	47,661	11,785	5,380	(22,368)	165	3,588	(3,423)	-95.4%	5,380

KZN436 Dr Nkosazana Dlamini Zuma - Table C4 Monthly Budget Statement - Financial Performance (revenue and expenditure) - M08 February

Description	Ref	2022/23	Budget Year 2023/24							
		Audited Outcome	Original Budget	Adjusted Budget	Monthly Actual	YearTD Actual	YearTD Budget	YTD Variance	YTD Variance %	Full Year Forecast
R thousands										
Revenue										
Exchange Revenue		24,131	19,284	30,238	7,618	9,631	20,159	(10,527)	-52%	30,238
Service charges - Electricity		-	-	-	-	-	-	-	-	-
Service charges - Water		-	-	-	-	-	-	-	-	-
Service charges - Waste Water Management		-	-	-	-	-	-	-	-	-
Service charges - Waste management		4,197	4,421	4,421	1,104	1,840	2,948	(1,107)	-38%	4,421
Sale of Goods and Rendering of Services		668	603	7,178	139	260	4,785	(4,526)	-95%	7,178
Agency services		723	688	688	273	320	459	(139)	-30%	688
Interest		-	-	-	-	-	-	-	-	-
Interest earned from Receivables		-	-	-	-	-	-	-	-	-
Interest earned from Current and Non Current Assets		16,319	11,491	15,278	5,293	6,193	10,185	(3,993)	-39%	15,278
Dividends		-	-	-	-	-	-	-	-	-
Rent on Land		-	-	-	-	-	-	-	-	-
Rental from Fixed Assets		1,366	1,509	1,509	537	659	1,006	(348)	-35%	1,509
Licence and permits		520	406	408	155	220	272	(52)	-19%	408
Operational Revenue		339	164	755	117	140	503	(363)	-72%	755
Non-Exchange Revenue		220,137	225,515	222,470	20,034	95,156	148,314	(53,158)	-36%	222,470
Property rates		42,864	45,404	42,329	13,848	20,844	28,219	(7,375)	-26%	42,329
Surcharges and Taxes		-	-	-	-	-	-	-	-	-
Fines, penalties and forfeits		1,130	876	876	229	345	584	(239)	-41%	876
Licence and permits		3	18	18	-	-	12	(12)	-100%	18
Transfer and subsidies - Operational		162,902	170,568	171,099	3,449	71,062	114,066	(43,004)	-38%	171,099
Interest		7,658	6,160	5,660	2,507	2,904	3,773	(869)	-23%	5,660
Fuel Levy		-	-	-	-	-	-	-	-	-
Operational Revenue		-	-	-	-	-	-	-	-	-
Gains on disposal of Assets		4,798	2,488	2,488	-	-	1,659	(1,659)	-100%	2,488
Other Gains		782	-	-	-	-	-	-	-	-
Discontinued Operations		-	-	-	-	-	-	-	-	-
Total Revenue (excluding capital transfers and contributions)		244,268	244,799	252,708	27,652	104,787	168,472	(63,685)	-38%	252,708
Expenditure By Type										
Employee related costs		79,425	92,616	92,491	18,504	31,552	61,660	(30,108)	-49%	92,491
Remuneration of councillors		11,578	12,484	12,484	3,503	5,451	8,323	(2,872)	-35%	12,484
Bulk purchases - electricity		-	-	-	-	-	-	-	-	-
Inventory consumed		4,963	4,817	6,635	659	1,878	4,423	(2,545)	-58%	6,635
Debt impairment		-	5,040	2,040	-	-	1,360	(1,360)	-100%	2,040
Depreciation and amortisation		45,937	57,349	44,248	21,625	28,239	29,499	(1,260)	-4%	44,248
Interest		3,761	1,618	1,618	264	359	1,079	(720)	-67%	1,618
Contracted services		71,860	49,514	69,827	8,935	27,018	46,551	(19,533)	-42%	69,827
Transfers and subsidies		610	700	1,750	119	436	1,167	(731)	-63%	1,750
Irrecoverable debts written off		1,257	3,400	2,400	65	130	1,600	(1,470)	-92%	2,400
Operational costs		42,837	37,255	45,690	8,353	21,716	30,460	(8,743)	-29%	45,690
Losses on Disposal of Assets		-	-	-	-	-	-	-	-	-
Other Losses		-	-	-	-	-	-	-	-	-
Total Expenditure		262,228	264,793	279,182	62,027	116,778	186,120	(69,342)	-37%	279,182
Surplus/(Deficit)		(17,961)	(19,994)	(26,474)	(34,374)	(11,991)	(17,648)	5,657	(0)	(26,474)
Transfers and subsidies - capital (monetary allocations)		65,622	31,779	31,854	12,007	12,156	21,236	(9,080)	(0)	31,854
Transfers and subsidies - capital (in-kind)		-	-	-	-	-	-	-	-	-
Surplus/(Deficit) after capital transfers & contributions		47,661	11,785	5,380	(22,368)	165	3,588			5,380
Income Tax		-	-	-	-	-	-	-	-	-
Surplus/(Deficit) after income tax		47,661	11,785	5,380	(22,368)	165	3,588			5,380
Share of Surplus/Deficit attributable to Joint Venture		-	-	-	-	-	-	-	-	-
Share of Surplus/Deficit attributable to Minorities		-	-	-	-	-	-	-	-	-
Surplus/(Deficit) attributable to municipality		47,661	11,785	5,380	(22,368)	165	3,588			5,380
Share of Surplus/Deficit attributable to Associate		-	-	-	-	-	-	-	-	-
Intercompany/Parent subsidiary transactions		-	-	-	-	-	-	-	-	-
Surplus/ (Deficit) for the year		47,661	11,785	5,380	(22,368)	165	3,588			5,380

KZN436 Dr Nkosazana Dlamini Zuma - Table C5 Monthly Budget Statement - Capital Expenditure (municipal vote, functional classification and funding) - M08 February

Vote Description	Ref	2022/23	Budget Year 2023/24							
		Audited Outcome	Original Budget	Adjusted Budget	Monthly Actual	YearTD Actual	YearTD Budget	YTD Variance	YTD Variance %	Full Year Forecast
R thousands										
Multi-Year expenditure appropriation	1									
Vote 1 - EXECUTIVE AND COUNCIL	2	-	160	100	-	-	67	(67)	-100%	100
Vote 2 - BUDGET AND TREASURY		-	-	-	-	-	-	-	-	-
Vote 3 - CORPORATE SERVICES		-	-	-	-	-	-	-	-	-
Vote 4 - COMMUNITY SERVICES		-	4,075	3,025	-	93	2,017	(1,923)	-95%	3,025
Vote 5 - PUBLIC WORKS AND BASIC SERVICES		(6,181)	37,104	26,316	1,700	12,544	17,544	(5,000)	-29%	26,316
Vote 6 - PLANNING AND DEVELOPMNT		-	500	40	-	-	27	(27)	-100%	40
Vote 7 - [NAME OF VOTE 7]		-	-	-	-	-	-	-	-	-
Vote 8 - [NAME OF VOTE 8]		-	-	-	-	-	-	-	-	-
Vote 9 - [NAME OF VOTE 9]		-	-	-	-	-	-	-	-	-
Vote 10 - [NAME OF VOTE 10]		-	-	-	-	-	-	-	-	-
Vote 11 - [NAME OF VOTE 11]		-	-	-	-	-	-	-	-	-
Vote 12 - [NAME OF VOTE 12]		-	-	-	-	-	-	-	-	-
Vote 13 - [NAME OF VOTE 13]		-	-	-	-	-	-	-	-	-
Vote 14 - [NAME OF VOTE 14]		-	-	-	-	-	-	-	-	-
Vote 15 - [NAME OF VOTE 15]		-	-	-	-	-	-	-	-	-
Total Capital Multi-year expenditure	4,7	(6,181)	41,839	29,481	1,700	12,637	19,654	(7,017)	-36%	29,481
Single Year expenditure appropriation	2									
Vote 1 - EXECUTIVE AND COUNCIL		1,876	910	961	28	47	641	(593)	-93%	961
Vote 2 - BUDGET AND TREASURY		67,659	2,800	1,810	52	205	1,207	(1,002)	-83%	1,810
Vote 3 - CORPORATE SERVICES		1,638	2,280	2,781	226	965	1,854	(889)	-48%	2,781
Vote 4 - COMMUNITY SERVICES		(6,922)	10,275	10,304	736	1,536	6,869	(5,333)	-78%	10,304
Vote 5 - PUBLIC WORKS AND BASIC SERVICES		(5,186)	33,520	38,350	4,047	19,724	25,567	(5,843)	-23%	38,350
Vote 6 - PLANNING AND DEVELOPMNT		1,225	170	974	-	52	649	(597)	-92%	974
Vote 7 - [NAME OF VOTE 7]		-	-	-	-	-	-	-	-	-
Vote 8 - [NAME OF VOTE 8]		-	-	-	-	-	-	-	-	-
Vote 9 - [NAME OF VOTE 9]		-	-	-	-	-	-	-	-	-
Vote 10 - [NAME OF VOTE 10]		-	-	-	-	-	-	-	-	-
Vote 11 - [NAME OF VOTE 11]		-	-	-	-	-	-	-	-	-
Vote 12 - [NAME OF VOTE 12]		-	-	-	-	-	-	-	-	-
Vote 13 - [NAME OF VOTE 13]		-	-	-	-	-	-	-	-	-
Vote 14 - [NAME OF VOTE 14]		-	-	-	-	-	-	-	-	-
Vote 15 - [NAME OF VOTE 15]		-	-	-	-	-	-	-	-	-
Total Capital single-year expenditure	4	60,290	49,955	55,181	5,089	22,529	36,787	(14,258)	-39%	55,181
Total Capital Expenditure	3	54,109	91,794	84,661	6,788	35,166	56,441	(21,274)	-38%	84,661

Vote Description	Ref	2022/23	Budget Year 2023/24							
		Audited Outcome	Original Budget	Adjusted Budget	Monthly Actual	YearTD Actual	YearTD Budget	YTD Variance	YTD Variance %	Full Year Forecast
R thousands	1									
Capital Expenditure - Functional Classification										
Governance and administration		71,173	6,450	5,952	305	1,314	3,968	(2,654)	-67%	5,952
Executive and council		1,876	1,070	1,061	28	47	707	(660)	-93%	1,061
Finance and administration		69,297	5,380	4,891	277	1,267	3,261	(1,994)	-61%	4,891
Internal audit		-	-	-	-	-	-	-	-	-
Community and public safety		(6,922)	14,850	13,879	736	1,629	9,253	(7,623)	-82%	13,879
Community and social services		964	5,500	3,929	270	604	2,619	(2,015)	-77%	3,929
Sport and recreation		-	-	-	-	-	-	-	-	-
Public safety		(7,886)	9,350	9,950	466	1,025	6,633	(5,608)	-85%	9,950
Housing		-	-	-	-	-	-	-	-	-
Health		-	-	-	-	-	-	-	-	-
Economic and environmental services		(10,030)	69,344	63,895	5,496	31,972	42,596	(10,625)	-25%	63,895
Planning and development		(17,367)	57,144	54,782	3,471	27,780	36,522	(8,742)	-24%	54,782
Road transport		7,338	12,200	9,112	2,025	4,192	6,075	(1,883)	-31%	9,112
Environmental protection		-	-	-	-	-	-	-	-	-
Trading services		(112)	1,150	935	251	251	623	(372)	-60%	935
Energy sources		-	-	-	-	-	-	-	-	-
Water management		-	-	-	-	-	-	-	-	-
Waste water management		-	500	500	-	-	333	(333)	-100%	500
Waste management		(112)	650	435	251	251	290	(39)	-13%	435
Other		-	-	-	-	-	-	-	-	-
Total Capital Expenditure - Functional Classification	3	54,109	91,794	84,661	6,788	35,166	56,441	(21,274)	-38%	84,661
Funded by:										
National Government		(11,964)	31,779	29,654	1,578	18,036	19,769	(1,733)	-9%	29,654
Provincial Government		(397)	-	2,200	-	-	1,467	(1,467)	-100%	2,200
District Municipality		-	-	-	-	-	-	-	-	-
Transfers and subsidies - capital (monetary allocations) (Nat / Prov Departm Agencies, Households, Non-profit Institutions, Private Enterprises, Public Corporatons, Higher Educ Institutions)		-	-	-	-	-	-	-	-	-
Transfers recognised - capital		(12,361)	31,779	31,854	1,578	18,036	21,236	(3,200)	-15%	31,854
Borrowing	6	-	-	-	-	-	-	-	-	-
Internally generated funds		2,565	60,015	52,807	5,211	17,130	35,205	(18,074)	-51%	52,807
Total Capital Funding	7	(9,796)	91,794	84,661	6,788	35,166	56,441	(21,274)	-38%	84,661

KZN436 Dr Nkosazana Dlamini Zuma - Table C6 Monthly Budget Statement - Financial Position - M08 February

Description	Ref	2022/23	Budget Year 2023/24			Full Year Forecast
		Audited Outcome	Original Budget	Adjusted Budget	YearTD Actual	
R thousands	1					
ASSETS						
Current assets						
Cash and cash equivalents		76,581	89,128	97,167	133,622	97,167
Trade and other receivables from exchange transactions		1,429	6,628	3,506	2,875	3,506
Receivables from non-exchange transactions		17,957	45,438	54,501	62,516	54,501
Current portion of non-current receivables		-	-	-	-	-
Inventory		-	-	(455)	-	(455)
VAT		11,950	3,825	6,909	12,715	6,909
Other current assets		638	559	638	638	638
Total current assets		108,555	145,578	162,266	212,366	162,266
Non current assets						
Investments		-	-	-	-	-
Investment property		19,732	13,269	19,732	19,732	19,732
Property, plant and equipment		486,420	574,473	553,212	520,257	553,212
Biological assets		-	-	-	-	-
Living and non-living resources		-	-	-	-	-
Heritage assets		-	-	-	-	-
Intangible assets		418	2,168	1,508	977	1,508
Trade and other receivables from exchange transactions		-	-	-	-	-
Non-current receivables from non-exchange transactions		-	-	-	-	-
Other non-current assets		-	-	-	-	-
Total non current assets		506,570	589,910	574,451	540,966	574,451
TOTAL ASSETS		615,125	735,488	736,718	753,332	736,718
LIABILITIES						
Current liabilities						
Bank overdraft		-	-	-	-	-
Financial liabilities		472	171	233	139	233
Consumer deposits		(12)	2	(9)	(7)	(9)
Trade and other payables from exchange transactions		49,845	57,258	12,188	40,990	12,188
Trade and other payables from non-exchange transactions		(12,713)	5,604	5,824	632	5,824
Provision		9,071	14,508	11,092	9,071	11,092
VAT		4,069	14,501	4,214	4,380	4,214
Other current liabilities		-	-	-	-	-
Total current liabilities		50,733	92,044	33,542	55,206	33,542
Non current liabilities						
Financial liabilities		385	-	385	385	385
Provision		13,206	11,014	13,206	13,534	13,206
Long term portion of trade payables		-	-	-	-	-
Other non-current liabilities		6,918	6,097	6,918	6,918	6,918
Total non current liabilities		20,509	17,111	20,509	20,836	20,509
TOTAL LIABILITIES		71,242	109,155	54,050	76,042	54,050
NET ASSETS	2	543,883	626,333	682,667	677,290	682,667
COMMUNITY WEALTH/EQUITY						
Accumulated Surplus/(Deficit)		670,456	620,840	680,112	704,527	680,112
Reserves and funds		6,831	5,493	6,831	6,831	6,831
Other		-	-	-	-	-
TOTAL COMMUNITY WEALTH/EQUITY	2	677,287	626,333	686,943	711,358	686,943

KZN436 Dr Nkosazana Dlamini Zuma - Table C7 Monthly Budget Statement - Cash Flow - M08 February

Description	Ref	2022/23	Budget Year 2023/24							
		Audited Outcome	Original Budget	Adjusted Budget	Monthly Actual	YearTD Actual	YearTD Budget	YTD Variance	YTD Variance %	Full Year Forecast
R thousands	1									
CASH FLOW FROM OPERATING ACTIVITIES										
Receipts										
Property rates		33,064	40,365	40,365	21,893	27,126	26,910	216	1%	40,365
Service charges		2,656	3,915	3,915	699	1,128	2,610	(1,482)	-57%	3,915
Other revenue		2,544	29,518	32,567	638	835	21,711	(20,876)	-96%	32,567
Transfers and Subsidies - Operational		177,483	178,129	177,143	3,112	75,221	118,095	(42,874)	-36%	177,143
Transfers and Subsidies - Capital		22,918	31,779	31,854	-	5,500	21,236	(15,736)	-74%	31,854
Interest		1,149	11,491	15,278	196	405	10,185	(9,780)	-96%	15,278
Dividends		-	-	-	-	-	-	-	-	-
Payments										
Suppliers and employees		(57,153)	(214,315)	(266,020)	(14,730)	(43,969)	(177,346)	(133,377)	75%	(17,860)
Interest		-	(1,618)	(1,618)	-	-	(1,079)	(1,079)	100%	(1,618)
Transfers and Subsidies		-	(700)	(700)	-	-	(467)	(467)	100%	(700)
NET CASH FROM/(USED) OPERATING ACTIVITIES		182,660	78,563	32,784	11,807	66,247	21,856	(44,391)	-203%	280,944
CASH FLOWS FROM INVESTING ACTIVITIES										
Receipts										
Proceeds on disposal of PPE		4,293	2,488	2,488	-	-	1,659	(1,659)	-100%	2,488
Decrease (increase) in non-current receivables		-	-	-	-	-	-	-	-	-
Decrease (increase) in non-current investments		-	-	-	-	-	-	-	-	-
Payments										
Capital assets		(82,672)	(105,563)	(97,360)	(8,768)	(40,124)	64,907	105,031	162%	97,360
NET CASH FROM/(USED) INVESTING ACTIVITIES		(78,379)	(103,075)	(94,872)	(8,768)	(40,124)	66,566	106,690	160%	99,848
CASH FLOWS FROM FINANCING ACTIVITIES										
Receipts										
Short term loans		-	-	-	-	-	-	-	-	-
Borrowing long term/refinancing		-	-	-	-	-	-	-	-	-
Increase (decrease) in consumer deposits		-	-	-	-	-	-	-	-	-
Payments										
Repayment of borrowing		-	-	-	-	-	-	-	-	-
NET CASH FROM/(USED) FINANCING ACTIVITIES		-	-	-	-	-	-	-	-	-
NET INCREASE/ (DECREASE) IN CASH HELD		104,281	(24,512)	(62,089)	3,039	26,122	88,421			380,792
Cash/cash equivalents at beginning:		180,235	113,640	159,256		241,927	159,256			241,927
Cash/cash equivalents at month/year end:		284,516	89,128	97,167		268,050	247,677			622,720



Quality Certificate

I, N.C Vezi Municipal Manager of Dr Nkosazana Dlamini Zuma Local Municipality hereby certify that the Monthly preliminary report on the implementation of budget and the financial state affairs of the municipality for the month of February 2024 of the 2023/2024 financial year has been prepared in accordance with the Municipal Finance Management Act and regulations made under this act.

Print Name: N.C Vezi


Municipal Manager of Dr Nkosazana Dlamini Zuma Municipality, KZN436


Signature: _____

Date: 07/03/2024

Disclosures Concerning Councillors, Directors and Senior Officials 2023 2024 **Feb-24**

Description	Mayor 619	Deputy Mayor 3930	Speaker 636	Whip 3927	Section 79 committee Chairperson 631,621	Executive councillors 3937,628,622	Councillors	Municipal Manager 169	Chief Financial Officer 1099	Community Manager 5058	Manager Corporate Services 166	Planning and Development Manager 960	IPD Manager 5023
Salaries and Wages R'000	R 51,041.95	R 61,358.67	R 41,181.44	R 20,929.18	R 54,172.60	R 98,855.46	R 391,382.54	63,358.31	74,035.40		65,302.51	75,802.51	64,901.04
ACTING ALLOWANCE													
GRATUITY													
BONUSES													
BACK PAY													
LONG SERVICE BONUS													
LEAVE PAID OUT													
PERFORMANCE BONUS													
Contributions R'000	7,656.00		6,177.00	R 3,139.00	R 8,124.00	R 14,827.00	R 49,849.00	11,404.49					
Pensions								2,567.40					
Medical Aid													
SALGBC													
UIF													
SKILLS LEVY													
Allowances R'000	R 18,000.00	R 317.00	R 14,000.00	R 8,022.85		R 8,022.85	R 12,195.04	15,000.00	1,767.11		10,500.00		10,901.47
Travel and Motor Car													
DATA CARD													
CELLPHONE													
Housing Benefits and Allowances R'000													
Loans and Advances R'000													
Other Benefits and Allowances R'000													
Arrears Owed to Municipality	R 80,614.95	R 65,275.67	R 65,275.44	R 36,008.03	R 70,130.60	R 133,456.33	R 527,155.58	R 92,507.32	R 75,979.63	R 0.00	R 75,979.63	R 75,979.63	R 75,979.63
TOTAL	R 80,614.95	R 65,275.67	R 65,275.44	R 36,008.03	R 70,130.60	R 133,456.33	R 527,155.58	R 92,507.32	R 75,979.63	R 0.00	R 75,979.63	R 75,979.63	R 75,979.63
													Grand Total
													R 1,374,342.44

PREPARED BY: 

REVIEWED BY: 

Monthly Salaries Report

1. Purpose

To inform the Executive Council of the salaries and wages expenditure for the month of February 2024 terms of Section 66 of the Municipal Finance Management Act Guidance

2. OVERVIEW OF FEBRUARY 2024 SALARIES AND WAGES

2.1 Salaries and Wages for the month of February 2024

DESCRIPTION	ORIGINAL BUDGET	MONTHLY BUDGET	MONTH ACTUAL	YTD ACTUAL	MONTHLY % SPENT	YTD % SPEND
SALARIES	61 208 135,00	5 100 677,92	R 5 132 799,69	R 41 225 161,15	101%	67%
EPWP	2 323 000,00	193 583,33	489 360,00	3 574 113,48	253%	154%
LONG SERVICE AWARD	458 640,00	38 220,00	107 248,60	403 869,35	281%	88%
TRAVEL ALLOWANCES	383 454,00	31 954,50	38 168,58	305 348,64	119%	80%
LEAVE PAY	2 424 263,00	202 023,58	23 642,19	123 732,31	12%	5%
OVERTIME	2 647 712,00	220 642,67	209 831,94	1 230 326,12	95%	46%
PENSION FUND CONTRIBUTION	8 212 558,00	684 379,83	769 704,64	6 048 940,66	112%	74%
BONUS	4 550 990,00	379 249,17	864,32	11 950,47	0%	0%
HOUSING SUBSIDY	400 357,00	33 363,08	14 266,64	112 000,30	43%	28%
COUNCILLOR'S SALARY ALLOWANCE	8 783 836,00	731 986,33	718 921,86	5 850 834,95	98%	67%
COUNCILLOR'S TRAVEL ALLOWANCE	307 617,00	25 634,75	60 181,74	479 311,56	235%	156%
COUNCILLOR'S CELL PHONE ALLOWANCE	133 200,00	11 100,00	101 842,00	884 407,00	917%	664%
COUNCILLOR'S PENSION	211 210,00	17 600,83	89 772,00	737 299,50	510%	349%
UJF	473 666,00	39 472,17	44 569,21	343 513,77	113%	73%
SDL	758 659,00	63 221,58	60 538,37	487 933,28	96%	64%
MEDICAL AID CONTRIBUTION	3 526 567,00	293 880,58	315 348,76	2 473 178,73	107%	70%
BARGAIN COUNCIL LEVIES	31 897,00	2 658,08	2 697,06	21 212,32	101%	67%
TOTAL	96 835 781,00	8 069 648,42	8 179 757,60	64 313 133,59	101%	66%

The above excludes Subsistence and travel

Prepared By:  Date:

Reviewed By:  Date:

EXPENDITURE MANAGEMENT REPORT FOR THE PERIOD OF FEBRUARY 2024

AUTHOR : Chief Financial Officer(MP)

Levels : 1st Level –MANCO
 : 2NDLevel- Committee
 : 3RD Level-Exco
 : 4th Level-Council

2. PURPOSE

To report to the committee on the payments made during the month of February 2024

3. LEGAL REQUIREMENTS

- MFMA Act NO .56 of 2003

4. BACKGROUND AND REASONING

The accounting officer of a municipality is responsible for the management of the expenditure of the municipality. The accounting officer must take all reasonable steps to ensure that the municipality has and maintains an effective system of expenditure control, including procedures for approval, authorisation, withdrawal and payments of funds

The accounting officer must also make sure that the municipality has and maintains a system of internal control in respect of creditors and payments, that payments by the municipality are made directly to the person to whom it is due unless agreed otherwise for reasons as may be prescribed, and that all money owing by the municipality be paid within 30 days of receiving the relevant invoice or statement, unless prescribed otherwise for certain categories of expenditure.

5. FINANCIAL IMPLICATIONS

No financial implications

6. STAFF IMPLICATIONS

No staff implications

7. Annexures

- Payment listing DR Nkosazana Dlamini Zuma Municipality
- Top ten creditors
- Free basic electricity

8. RECOMMENDATIONS

That this report noted by the committee

DR NKOSAZANA DLAMINI ZUMA LOCAL MUNICIPALITY

LIST OF PAYMENTS MADE IN THE MONTH FEBRUARY 2024		DR NKOSAZANA DLAMINI ZUMA LOCAL MUNICIPALITY					
NO	SUPPLIER NAME	DESCRIPTION	AMOUNT	DATE OF INVOICE	PAYMENT DATE	COMPLIANCE	COMMENTS
1	Amendaba Funerals	Funeral support for Dlamini Family and Mbatha family	6 200.00	1/23/2024	2/1/2024	Yes	
2	Fleetside Trading	Petrol for brushcutters Bulwer center and Bulwer parks	3 950.48	1/15/2024	2/1/2024	Yes	
3	Nashua	request for Toner cartridges	8 337.50	1/11/2024	2/1/2024	Yes	
4	Dlakadia Trading	Maintenance of creighton flats certificate 1	97 204.00	1/22/2024	2/2/2024	Yes	
5	Shardesh Sewal	Creighton storage archives certificate 4	160 469.12	1/24/2024	2/2/2024	Yes	
6	Envirserv	Removal of waste from Himeville transfer station	113 317.66	1/12/2024	2/2/2024	Yes	
7	MTN Mobile	Cell phone charges for officials and clifs, Aug,Sept,Nov and December Bill	624 697.03	1/23/2024	2/2/2024	Yes	
8	Sigordlie Trading	Cater for 16 days of activism	17 100.00	12/18/2023	2/2/2024	Yes	
9	FMA Engineers	Underberg concrete surfacing road phase 4 cert.1	114 322.24	1/22/2024	2/2/2024	Yes	
10		Construction of Kwa Pfiela sportfield cert.1, supply and delivery of cleaning material and backpacks for S Nacobo T Gumede	190 983.38	1/22/2024	2/2/2024	Yes	
11	Mathutha Trading	Petrol for brushcutters Donnybrook parks and open spaces	1 879.00	1/16/2024	2/2/2024	Yes	
12	Fleetside Trading	A4 Poto frames for the wellness programme	5 800.00	12/13/2023	2/2/2024	Yes	
13	Phiwokuhle Safety	Maintenance of creighton pound certificate 1	76 665.00	1/22/2024	2/2/2024	Yes	
14	Lanrec	hire of tractor loader backhoe and excavator for Himeville transfer station and creighton waste disposal facility	111 205.00	1/23/2024	2/2/2024	Yes	
15	Conan Construction Auditor General	Audit fees	1 089 698.39	2/1/2024	2/7/2024	Yes	
16		Hire of Excavator and TLB for Himeville transfer station and Creighton waste disposal facility	372 205.21	1/23/2024	2/7/2024	Yes	
17	AQUA TRANSPORT AND PLANT HIRE	Sitting allowance for 5 december and preparation allowance	8 587.50	1/4/2024	2/7/2024	Yes	
18	Simiso Njigi	updating valuation roll Bill for November and January	13 284.22	2/1/2024	2/7/2024	Yes	
19	BPG Mass	Verification of qualifications	2 098.13	2/1/2024	2/7/2024	Yes	
20	Managed Integrity	service of small plant brushcutters	1 380.00	1/23/2024	2/7/2024	Yes	
21	SCOTT WILLIAMS	Request for Accommodation for Mr J Sondezi attending the bid adjudication	1 700.00	1/24/2024	2/7/2024	Yes	
22	Harvey World	Formalisation of Khenana Settlement in Bulwer Town and development of creighton subdivision	139 008.02	1/24/2024	2/7/2024	Yes	
23	Ziphelele Planning	REQUEST TO PLACE AN ADVERT ON NEWSPAPERS FOR THE NOTICE OF SALE OF UNCLAIMED ANIMALS AT THE LOCAL AUCTION	163 733.09	1/22/2024	2/7/2024	Yes	
24	Melomsandi Trading	Audit fees	210 425.62	1/30/2024	2/9/2024	Yes	
25	Auditor General	Request service provider to repair and services municipal small plant ;	29 320.40	2/7/2024	2/9/2024	Yes	
26	SCOTT WILLIAMS	Brush cutters, Ride on mower and kudu mower	47 000.00	1/1/2024	2/9/2024	Yes	
27	Ndletzinhlle Trading	Supply and Install data projector	177 675.00	2/8/2024	2/12/2024	Yes	
28	Conan Construction	Hire of Tractor loader backhoe and Excavator for himeville and creighton waste disposal facility cert.2	6 210.00	2/8/2024	2/13/2024	Yes	
29	Khulungwane Trading	Pwbs ladies dustcoat overall	286 955.00	1/11/2024	2/13/2024	Yes	
30	Tununu Trading	Service of airconditioner Bulwer library,Bulwer constituency , Asset office ,Nkwzela Library,Himeville town and Creighton Kitchen	11 675.73	1/22/2024	2/13/2024	Yes	
31	Luthuli Sithole Artorneys	Attending matters on land use non-compliance	30 455.45	1/31/2024	2/13/2024	Yes	
32	SCOTT WILLIAMS	Maintenance of small plant himeville Shredder	21 862.10	2/1/2024	2/13/2024	Yes	
33	The Assessment	Competency assessment for shortlisted candidates for Senior Manager for Community and Social services	16 500.00	1/26/2024	2/13/2024	Yes	
34	Amanowabane Trading	cater for Tourism awareness Campaign	70 845.72	1/24/2024	2/13/2024	Yes	
35	Harvey World	Accommodation for J Sondezi,J Mazibuko,M Ngcobo,X Memela,Mngadi S, conference room for 5 ndz, Ndeleu L,Basi N,P Msomi,Makhathini Q,Mbatha S, Vakeleisa N and Phoswa S					

LIST OF PAYMENTS MADE IN THE MONTH FEBRUARY 2024							
NO	SUPPLIER NAME	DESCRIPTION	AMOUNT	DATE OF INVOICE	PAYMENT DATE	COMPLIANCE	COMMENTS
36	Amandaba Funerals	funeral support for Chule family, Sibiva, Dlamini and Mnikati family	12 400.00	1/26/2024	2/13/2024	Yes	
37	Senzakhele Trading	Performing at Tourism awareness Campaign	10 000.00	1/26/2024	2/13/2024	Yes	
38	Mathutha Trading	Supply and delivery of new laptop and a camera with memory card	57 365.00	1/23/2024	2/13/2024	Yes	
39		Petrol for brushcutters, freight centre, Creighton cemetery, Creighton parks, Underberg centre, Underberg parks, Underberg cemetery, Buizer parks, Buizer cemetery					
40	Fleetside Trading	Procurement of running tekies and suitcases	21 946.20	1/24/2024	2/13/2024	Yes	
41	Big D Services		29 200.00	1/30/2024	2/13/2024	Yes	
42	Phivokuhle Safety	40 scientific calculator, 12 oxford dictionary and 8 box sanitary towels	22 000.00	1/23/2024	2/13/2024	Yes	
43	Ukhumelela Trading	Activity room signage and display case	26 000.00	2/2/2024	2/13/2024	Yes	
44	Sanoluhle Trading	Sound system for tourism awareness	6 000.00	1/26/2024	2/13/2024	Yes	
45	JM Co operatives	Service provider for excellence awards	30 000.00	1/25/2024	2/13/2024	Yes	
46	Marithizela Trading	Cater for waste pickers workshop	7 700.00	1/25/2024	2024/02/15	yes	
47	Harvey World	Accommodation for S Sondazi, K Hadebe, B Makhathini and S Phungula	7 100.00	1/24/2024	2024/02/15	yes	
48	Razos Trading	Provision for Trophies & frames matrix awards	12 954.30	1/22/2024	2024/02/15	Yes	
49	Sanoluhle Trading	finger lunch for MPT Meeting at himeville offices	4 800.00	1/17/2024	2/15/2024	Yes	
50	Mathutha Trading	Sport and training material for NDZ	63 250.00	1/9/2024	2024/02/15	Yes	
51	Eskom	January statements	161 978.83	1/31/2024	2024/02/16	Yes	
52	Auditor General	Audit fees	152 492.99	1/31/2024	2/19/2024	Yes	
53	Ukwazi Home Development	Construction of Gala creche certificate 3, Mnywaneni masameni certificate 2	1 016 509.49	2/1/2024	2/19/2024	Yes	
54	NDZ-170922	Study assistance for Lebo Molefe	40 000.00	1/25/2024	2/19/2024	Yes	
55	Khulungwane Trading	procurement of protective clothing T shirts Long and short sleeve	32 775.00	2/2/2024	2/19/2024	Yes	
56	Doctor Mithikhulu	Psychological health provider to do talk on mental health	7 457.00	1/9/2024	2/19/2024	Yes	
57	Mhlonpo Security	Security provided for the month February and installation of firearm brick	1 746 428.33	2/12/2024	2/19/2024	Yes	
58	Eyejeza Trading	Hire toilets for Donnybrook area trolly mop and windowns brush	56 470.00	6/2/2024	2/19/2024	Yes	
59	Septhlamoya Trading	Steel drums for Kilmon horse racing kraal	12 700.00	1/19/2024	2/19/2024	Yes	
60	Game Stores	Laptop and stationary for learner sponsored by NDZ Andiswa Memela	8 947.00	2/14/2024	2/19/2024	Yes	
61	BPG Mass appraisal	Updating valuation roll February 2024 Bill	4 876.00	2/12/2024	2/19/2024	Yes	
62	Maqubane Construction	Plant hired for maintenance of municipal gravel road cert.4	964 275.00	2/8/2024	2/19/2024	Yes	
63	Envisev	Removal of waste from Himeville transfer station cert.3	196 406.74	2/7/2024	2/19/2024	Yes	
64	AYANDA MBANGA	Advert for Maguzwana sportfield and Centocow taxi rank	5 966.26	1/29/2024	2/19/2024	Yes	
65	The Don Ira	February rent for himeville tourism office	5 436.06	2/1/2024	2/19/2024	Yes	
66	Underberg and Himeville Taxi Association	transport learners on top 10 and also top 10 schools	7 500.00	2/14/2024	2/19/2024	Yes	
67	SCOTT WILLIAMS	Supply and delivery of nylon fibre for brushcutters	28 290.00	2023/12/12	2/19/2024	Yes	
68	Buizer & Donnybrook Association	Transport learners on top ten and also for schools that are on top 10	39 000.00	2/14/2024	2/19/2024	Yes	
69	Harvey World	Accommodation for K Hadebe, Phungula S, Makhathini B, Mtolo L, Dawe T, T. Gamede A, Ndimbomvu, T. Mlotshwa and B. Mncwabe	29 231.16	1/31/2024	2/19/2024	Yes	
70	Aumsof	Year 2 renewal-ESET Endpoint ESET Protect Entry on -Prem ver 11.0	101 860.41	2/6/2024	2/19/2024	Yes	
71	Zungawothi Trading	Platters for disaster management and community safety forum	3 900.00	2/14/2024	2/19/2024	Yes	
72	University of Johannesburg	Study assistance for Malibongwe Dlamini	28 950.00	1/25/2024	2/19/2024	Yes	
73	Onkamalanga Trading	Supply and delivery of material for Drakensberg adventure	171 640.00	2/12/2024	2/19/2024	Yes	
74	Mathutha Trading	Provision of microsoft licence for 99 users	140 000.00	1/11/2024	2/19/2024	Yes	
75	Nishenula Trading	Provision of back to school vouchers	82 698.00	1/26/2024	2/19/2024	Yes	
76	Fleetside Trading	Petrol for brushcutters Donnybrook centre	1 979.00	1/26/2024	2/19/2024	Yes	
77	Nashua Trading	Telephone charges february bill	55 558.20	2/12/2024	2/19/2024	Yes	
77	Tycoon Holdings	Supply and delivery of waste skip bin	192 000.00	2/8/2024	2/19/2024	Yes	

LIST OF PAYMENTS MADE IN THE MONTH FEBRUARY 2024							
NO	SUPPLIER NAME	DESCRIPTION	AMOUNT	DATE OF INVOICE	PAYMENT DATE	COMPLIANCE	COMMENTS
78	MGGC Academy	Supply and delivery of bobble water for alien eradication programme	1 725.00	12/12/2023	2/19/2024	Yes	
79	Mashekukulunge	Paving of Underberg and Himeville cemetery cert. 1	322 000.00	2/19/2024	2/19/2024	Yes	
80	Mthumenisagema	Laptops for Basi and Rowe	37 195.20	1/15/2024	2/19/2024	Yes	
81	Lilia Trading	Laptop for public participation Intern	27 850.00	2/5/2024	2/19/2024	Yes	
82	Nyosi Holdings	Procurement of Laptop	28 009.00	1/15/2024	2/21/2024	Yes	
83	Natal Joint Municipal	Pension fund underpayment	3 872.48	2/9/2024	2/21/2024	Yes	
84	Nokuthalo Trading	cater for exco committee	3 178.12	2/6/2024	2/21/2024	Yes	
85	Lisakhanya Trading	Procurement of chemicals and herbicides for parks and cemeteries	29 800.00	1/10/2024	2/21/2024	Yes	
86	Phophohlo Trading	Freight storage archives certificate 8	594 938.94	2/6/2024	2/21/2024	Yes	
87	Ikhalalami Group	Ground pooler/pospel artist in matric awards ceremony	15 000.00	2/12/2024	2/27/2024	Yes	
88	Cmam	National LG service delivery	11 155.00	1/10/2024	2/27/2024	Yes	
89	Cijifaro	Training for M Mtungwa M Bhengu M Molo and D Adam	14 700.00	2/19/2024	2/28/2024	Yes	
90	NDZ-223029480	Advert for verification of indigent register	92 225.00		2/28/2024		
91	Ayanda Mbanja	Repair ,maintenance brushcutters and pruning chain saw and supply new nylon	10 017.42	2/14/2024	2/28/2024	Yes	
92	Scott William	funeral support for Nyide family and Dlamini family	18 625.40	1/23/2024	2/28/2024	Yes	
93	Amanda Funeral	advert 2023/24 year budget & performance assessment report	6 000.00	2/2/2024	2/28/2024	Yes	
94	Ayanda Mbanja	Transport learners on top 10 and also top 10 schools	5 745.28	2/14/2024	2/28/2024	Yes	
95	Underberg and Himeville Taxi Association	Supply and installation of battery energy storage system back-up at Creighton library	7 500.00	2/2/2024	2/28/2024	Yes	
96	Kemba Trading	February statements	300 017.21	1/23/2024	2/28/2024	Yes	
97	Eskom streetlight bulwer	February statements	3 693.84	2/22/2024	2/29/2024	Yes	
98	Eskom bulwer Library	February statements	21 301.44	2/22/2024	2/29/2024	Yes	
99	Eskom streetlight	February statements	10 705.72	2/22/2024	2/29/2024	Yes	
100	Eskom streetlight Himeville	February statements	9 380.82	2/22/2024	2/29/2024	Yes	
101	Eskom	February statements	12 077.24	2/22/2024	2/29/2024	Yes	
102	Eskom Bulwer Taxi rank	February statements	3 911.03	2/22/2024	2/29/2024	Yes	
103	Eskom Himeville pound	February statements	3 157.34	2/22/2024	2/29/2024	Yes	
104	Eskom public toilets	February statements	180.09	2/22/2024	2/29/2024	Yes	
105	Eskom underberg taxi rank	February statements	5 372.88	2/22/2024	2/29/2024	Yes	
106	Eskom Himeville area	February statements	5 447.86	2/22/2024	2/29/2024	Yes	
107	Eskom Dumphouse	February statements	8 383.48	2/22/2024	2/29/2024	Yes	
108	Eskom Post Office	Water usage January	7 123.70	2/22/2024	2/29/2024	Yes	
109	Harry Gwala District	Procurement of Laptop for speaker	391 289.48	2/22/2024	2/29/2024	Yes	
110	Getnamachu	45 Kiddies school chair, 12 kiddies table, 12 throw ,45 scooter and 12 kiddies sponge	21 000.00	2/22/2024	2/29/2024	Yes	
111	Serhulamoya Trading	Transport learners on top ten and also for schools that are on top 10	30 000.00	2/9/2024	2/29/2024	Yes	
112	Bulwer & Donnybrook Association	Laptop charger for M Sikhakane and N Mkhize	39 000.00		2/29/2024		
113	Isite Company	Cater for summer cup lunch	2 029.64	1/31/2024	2/29/2024	Yes	
114	Phophohlo Trading	Media TV to print media house for NDZ awards ceremony at Bulwer community hall	6 900.00	2/9/2024	2/29/2024	Yes	
115	Olwethu Business	Funeral support for Ngcobo family Nkwane family and Dlamini family	29 000.00	2/9/2024	2/29/2024	Yes	
116	Amandaba Funerals	Toner cartridge HP Laserjet	9 100.00	2/6/2024	2/29/2024	Yes	
117	Nashua	Procurement and installation of safe box at bulwer CSS	13 800.00	2/7/2024	2/29/2024	Yes	
118	MGGC Academy	Skirt Khaki	15 625.15	2/1/2024	2/29/2024	Yes	
119	Onjanganjula Trading	Platters for youth council launch	1 991.80	2/14/2024	2/29/2024	Yes	
120	Banelo Construction	Cater for back to school campaign	5 845.00	2/1/2024	2/29/2024	Yes	
121	Dzivi Trading	Laptop for PA to the Chief Financial Officer	25 280.00	2/1/2024	2/29/2024	Yes	
122	JM CO OPERATION	Supply and delivery of 2 double cab trucks	27 500.00	2/2/2024	2/29/2024	Yes	
123	Isuzu Motor CARS	Repair new Holland tractor slashers and fix gear box mounting	2 327 097.60	2/15/2024	2/29/2024	Yes	
124	SCOTT WILLIAMS	Cater for informal and micro enterprise development programme	12 390.56	1/23/2024	2/29/2024	Yes	
125	Senzvi Trading		19 400.00	2/12/2024	2/29/2024	Yes	

LIST OF PAYMENTS MADE IN THE MONTH FEBRUARY 2024						
NO	SUPPLIER NAME	DESCRIPTION	AMOUNT	DATE OF INVOICE	PAYMENT DATE	COMMENTS
126						
127	Harvey World	Accommodation for N Vezi, S Chiliza, S Mkhize, P Msimi, Q Makhathini, S Dlamini, S Phoswa, V Mthembu, M Mazeka and S Dlamini	14,680.00	2/19/2024	2/29/2024	Yes
128	Sanoluhle Trading	Sound system for tourism awareness	6,000.00	1/28/2024	2/29/2024	Yes
129	JM Co operation	Vouchers for matric awards	4,500.00	2/7/2024	2/29/2024	Yes
130	Harvey World	Accommodation for S Phoswa, V Mthembu, M Mazeka and S Dlamini	7,200.00	2/7/2024	2/29/2024	Yes
131	Harvey World	Accommodation for K Hadebe, S Phungula, Z Dlamini, P Msimi, Makhathini	15,680.00	2/14/2024	2/29/2024	Yes
	Amathamba	Cater for human settlements meeting	4,155.00	2/14/2024	2/29/2024	Yes
			15,326,676.99			

Prepared: IT Khumalo



Reviewed by: MP Mtungwa



HIGHEST PAID CREDITORS FOR February 2024		DR NKOSAZANA DLAMINI ZUMA LOCAL MUNICIPALITY
SUPPLIER	DESCRIPTION	AMOUNT
Isuzu Motor CARS	Supply and delivery of 2 double cab trucks	2,327,097.60
Mhlongo Security Auditor General	Security provided for the month February and installation of firearm brick Audit fees	1,746,428.33 1,452,617.00
Ukwazi Home Development	Construction of Gala creche certificate 3, Mnywaneni masameni certificate 2	1,016,509.49
Magubane Construction	Plant hired for maintenance of municipal gravel road cert.4	964,275.00
Phohlopholo Trading	Creighton storage archives certificate 8	594,938.94
Harry Gwala District	Water usage January	391,269.48
Masakhekulunge	Paving of Underberg and Himeville cemetery cert.1	322,000.00
Kemal Trading	Supply and installation of battery energy storage system back-up at Creighton library	300,017.21
Tununu Trading	Service of airconditioner, Bulwer library, Bulwer constituency, Asset office, Nkwzela Library, Himeville town and Creighton Kitchen	286,955.00
TOTAL		9,402,108.05

IT Khumalo

Reviewed by: MP Mtungwa

Signature: 

Signature: 

FREE BASIC ELECTRICITY

FOR

FEBRUARY 2024

NO	MUNIC CODE	MUNICIPALITY	TOWNSHIP CODE	TOWNSHIP	ACCT ID	MAT ID	NAME	ADDRESS2	MWH	RAT	CLAIMET	CLAIMER	CLAIM T
1	KZ436	Dr Nicosazana	67PAU	AMAKUZA	5012143888	70029050674084	MBANAWA ZIBALELE	AMAKUZA UNDERBURG KZN	50	15	86,38	12,96	89,34
2	KZ436	Dr Nicosazana	67PAU	AMAKUZA	5088942420	70029050674084	SOKHELA S1	SOKHELA S1 IKOPO KZN OU	50	15	86,38	12,96	89,34
3	KZ436	Dr Nicosazana	67PAU	AMAKUZA	5114460284	812241540084	DLAMINI LINGENKALI S1	AMAKUZA UNDERBURG KZN	50	15	86,38	12,96	89,34
4	KZ436	Dr Nicosazana	67PAU	AMAKUZA	5115169724	71042005020084	DLAMINI LINGENKALI M1	AMAKUZA UNDERBURG KZN	50	15	86,38	12,96	89,34
5	KZ436	Dr Nicosazana	67PAU	AMAKUZA	5128347633	8607261244685	DLAMINI NOYIWELE	AMAKUZA UNDERBURG KZN	50	15	86,38	12,96	89,34
6	KZ436	Dr Nicosazana	67PAU	AMAKUZA	5144849474	86070690320085	DLAMINI PHUMPEHI	AMAKUZA UNDERBURG KZN	50	15	86,38	12,96	89,34
7	KZ436	Dr Nicosazana	67PAU	HLABENI	5144849474	8612001000801	PHOSWA ZAMAGUGU	HLABENI BULWER KZN	50	15	86,38	12,96	89,34
8	KZ436	Dr Nicosazana	67PSK	SOKHELA S1	5180332117	5711015212088	JILI BHEKOKWAKHE	SOKHELA S1 IKOPO KZN OU	50	15	86,38	12,96	89,34
9	KZ436	Dr Nicosazana	67PAU	AMAKUZA	5180723155	8408070827081	CHAGWE NONHLAHLI	ENAKHUZEN AREA NEAR MASHAYILANKA SCHOOL	50	15	86,38	12,96	89,34
10	KZ436	Dr Nicosazana	67PAU	HLABENI	52006918715	710105077089	MBAMBO ZANELE	HLABENI BULWER KZN	50	15	86,38	12,96	89,34
11	KZ436	Dr Nicosazana	67PAU	ENKELEBANTWANA	5203394152	5609130474086	SOSIBE ZIBANGILE	AMAKUZA UNDERBURG KZN	50	15	86,38	12,96	89,34
12	KZ436	Dr Nicosazana	67PAU	ENKELEBANTWANA	52045412549	551026510065	SHOBA MPFANO	XOSHEYAKHE ENKELEBANTWANA PMB KZN	50	15	86,38	12,96	89,34
13	KZ436	Dr Nicosazana	67PAU	AMAKUZA	52059090400	5408160896884	DLAMINI BONISWE ERI	XOSHEYAKHE ENKELEBANTWANA PMB KZN	50	15	86,38	12,96	89,34
14	KZ436	Dr Nicosazana	67PAU	AMAKUZA	52211278680	8702245331082	SHEZI SIPHO CORNELI	AMAKUZA UNDERBURG KZN	50	15	86,38	12,96	89,34
15	KZ436	Dr Nicosazana	67PAU	AMAKUZA	52319374715	520350260086	PHUNGUJA THEMBISE	AMAKUZA UNDERBURG KZN	50	15	86,38	12,96	89,34
16	KZ436	Dr Nicosazana	67HLA	HLANGANNANI	523657320	891109450083	KZIMANE	HLANGANNANI S1 IKOPO KZN OU	50	15	86,38	12,96	89,34
17	KZ436	Dr Nicosazana	67PAU	NKUMBA	523657320	891109450083	KZIMANE	NKUMBA	50	15	86,38	12,96	89,34
18	KZ436	Dr Nicosazana	67PAU	AMAKUZA	523657320	891109450083	KZIMANE	AMAKUZA UNDERBURG KZN	50	15	86,38	12,96	89,34
19	KZ436	Dr Nicosazana	67PAU	BETHLEHEM	523657320	891109450083	KZIMANE	AMAKUZA UNDERBURG KZN	50	15	86,38	12,96	89,34
20	KZ436	Dr Nicosazana	67PAU	AMAKUZA	523657320	891109450083	KZIMANE	AMAKUZA UNDERBURG KZN	50	15	86,38	12,96	89,34
21	KZ436	Dr Nicosazana	67PAU	AMAKUZA	523657320	891109450083	KZIMANE	AMAKUZA UNDERBURG KZN	50	15	86,38	12,96	89,34
22	KZ436	Dr Nicosazana	67PAU	AMAKUZA	523657320	891109450083	KZIMANE	AMAKUZA UNDERBURG KZN	50	15	86,38	12,96	89,34
23	KZ436	Dr Nicosazana	67PAU	AMAKUZA	523657320	891109450083	KZIMANE	AMAKUZA UNDERBURG KZN	50	15	86,38	12,96	89,34
24	KZ436	Dr Nicosazana	67PAU	AMAKUZA	523657320	891109450083	KZIMANE	AMAKUZA UNDERBURG KZN	50	15	86,38	12,96	89,34
25	KZ436	Dr Nicosazana	67PAU	AMAKUZA	523657320	891109450083	KZIMANE	AMAKUZA UNDERBURG KZN	50	15	86,38	12,96	89,34
26	KZ436	Dr Nicosazana	67PSK	SUN CITY	5315872381	5512600740086	IXELE MATHOBELA	SUN CITY BULWER PMB KZN	50	15	86,38	12,96	89,34
27	KZ436	Dr Nicosazana	67JTN	JUNCTION ELECTRIFICATI	5315872381	5512600740086	IXELE MATHOBELA	JUNCTION ELECTRIFICATI S1 SOKHELA UNDERBURG KZN	50	15	86,38	12,96	89,34
28	KZ436	Dr Nicosazana	67PSK	SOKHELA S1	5338764011	5001030290087	MBHATHA BENGAZI	SOKHELA S1 IKOPO KZN OU	50	15	86,38	12,96	89,34
29	KZ436	Dr Nicosazana	67PAU	AMAKUZA	5448629498	7712029362088	IXELE PHILANI	AMAKUZA UNDERBURG KZN	50	15	86,38	12,96	89,34
30	KZ436	Dr Nicosazana	67HLA	HLANGANNANI	5453107352	702010810082	SABELA THENIWE	KULUM S1 UNDERBURG KZN OU	50	15	86,38	12,96	89,34
31	KZ436	Dr Nicosazana	67HLA	HLANGANNANI	5453107352	702010810082	SABELA THENIWE	KULUM S1 UNDERBURG KZN OU	50	15	86,38	12,96	89,34
32	KZ436	Dr Nicosazana	67HIM	HIMEVILLE	5454581133	478618041084	SABELA DUMALE	HLANGANNANI	50	15	86,38	12,96	89,34
33	KZ436	Dr Nicosazana	67HIM	HIMEVILLE	5454581133	478618041084	SABELA DUMALE	HLANGANNANI	50	15	86,38	12,96	89,34
34	KZ436	Dr Nicosazana	67HIM	HIMEVILLE	5454581133	478618041084	SABELA DUMALE	HLANGANNANI	50	15	86,38	12,96	89,34
35	KZ436	Dr Nicosazana	67HIM	HIMEVILLE	5454581133	478618041084	SABELA DUMALE	HLANGANNANI	50	15	86,38	12,96	89,34
36	KZ436	Dr Nicosazana	67HIM	HIMEVILLE	5454581133	478618041084	SABELA DUMALE	HLANGANNANI	50	15	86,38	12,96	89,34
37	KZ436	Dr Nicosazana	67HIM	HIMEVILLE	5454581133	478618041084	SABELA DUMALE	HLANGANNANI	50	15	86,38	12,96	89,34
38	KZ436	Dr Nicosazana	67HLA	HLANGANNANI	5524036470	458526037083	NZIMANDE HLAZAKHALI	HLANGANNANI	50	15	86,38	12,96	89,34
39	KZ436	Dr Nicosazana	67HIM	HIMEVILLE	5524036470	458526037083	NZIMANDE HLAZAKHALI	HLANGANNANI	50	15	86,38	12,96	89,34
40	KZ436	Dr Nicosazana	67HIM	HIMEVILLE	5524036470	458526037083	NZIMANDE HLAZAKHALI	HLANGANNANI	50	15	86,38	12,96	89,34
41	KZ436	Dr Nicosazana	67HIM	HIMEVILLE	5524036470	458526037083	NZIMANDE HLAZAKHALI	HLANGANNANI	50	15	86,38	12,96	89,34
42	KZ436	Dr Nicosazana	67HIM	HIMEVILLE	5524036470	458526037083	NZIMANDE HLAZAKHALI	HLANGANNANI	50	15	86,38	12,96	89,34
43	KZ436	Dr Nicosazana	67HIM	HIMEVILLE	5524036470	458526037083	NZIMANDE HLAZAKHALI	HLANGANNANI	50	15	86,38	12,96	89,34
44	KZ436	Dr Nicosazana	67HIM	HIMEVILLE	5524036470	458526037083	NZIMANDE HLAZAKHALI	HLANGANNANI	50	15	86,38	12,96	89,34
45	KZ436	Dr Nicosazana	67HLA	HLANGANNANI	5524036470	458526037083	NZIMANDE HLAZAKHALI	HLANGANNANI	50	15	86,38	12,96	89,34
46	KZ436	Dr Nicosazana	67HLA	HLANGANNANI	5524036470	458526037083	NZIMANDE HLAZAKHALI	HLANGANNANI	50	15	86,38	12,96	89,34
47	KZ436	Dr Nicosazana	67PAU	NOMANDLOVU	5601910238	5007155469083	MBANAWA PHILIBHILI	AMAKUZA UNDERBURG KZN	50	15	86,38	12,96	89,34
48	KZ436	Dr Nicosazana	67PAU	NOMANDLOVU	5601910238	5007155469083	MBANAWA PHILIBHILI	AMAKUZA UNDERBURG KZN	50	15	86,38	12,96	89,34
49	KZ436	Dr Nicosazana	67PAU	NOMANDLOVU	5601910238	5007155469083	MBANAWA PHILIBHILI	AMAKUZA UNDERBURG KZN	50	15	86,38	12,96	89,34
50	KZ436	Dr Nicosazana	67PAU	NOMANDLOVU	5601910238	5007155469083	MBANAWA PHILIBHILI	AMAKUZA UNDERBURG KZN	50	15	86,38	12,96	89,34
51	KZ436	Dr Nicosazana	67HLA	ENKELEBANTWANA	5648897308	571120030085	MDIYA NOKWANDA R1	AMAKUZA UNDERBURG KZN	50	15	86,38	12,96	89,34
52	KZ436	Dr Nicosazana	67PAU	AMAKUZA	5750213071	1301010101013	DLAMINI T	AMAKUZA UNDERBURG KZN	50	15	86,38	12,96	89,34
53	KZ436	Dr Nicosazana	67PAU	AMAKUZA	5750213071	1301010101013	DLAMINI T	AMAKUZA UNDERBURG KZN	50	15	86,38	12,96	89,34
54	KZ436	Dr Nicosazana	67PAU	AMAKUZA	5750213071	1301010101013	DLAMINI T	AMAKUZA UNDERBURG KZN	50	15	86,38	12,96	89,34
55	KZ436	Dr Nicosazana	67PAU	AMAKUZA	5750213071	1301010101013	DLAMINI T	AMAKUZA UNDERBURG KZN	50	15	86,38	12,96	89,34
56	KZ436	Dr Nicosazana	67PAU	AMAKUZA	5750213071	1301010101013	DLAMINI T	AMAKUZA UNDERBURG KZN	50	15	86,38	12,96	89,34
57	KZ436	Dr Nicosazana	67PAU	AMAKUZA	5750213071	1301010101013	DLAMINI T	AMAKUZA UNDERBURG KZN	50	15	86,38	12,96	89,34
58	KZ436	Dr Nicosazana	67PAU	AMAKUZA	5750213071	1301010101013	DLAMINI T	AMAKUZA UNDERBURG KZN	50	15	86,38	12,96	89,34
59	KZ436	Dr Nicosazana	67PAU	AMAKUZA	5750213071	1301010101013	DLAMINI T	AMAKUZA UNDERBURG KZN	50	15	86,38	12,96	89,34
60	KZ436	Dr Nicosazana	67PAU	AMAKUZA	5750213071	1301010101013	DLAMINI T	AMAKUZA UNDERBURG KZN	50	15	86,38	12,96	89,34
61	KZ436	Dr Nicosazana	67PAU	AMAKUZA	5750213071	1301010101013	DLAMINI T	AMAKUZA UNDERBURG KZN	50	15	86,38	12,96	89,34
62	KZ436	Dr Nicosazana	67PAU	AMAKUZA	5750213071	1301010101013	DLAMINI T	AMAKUZA UNDERBURG KZN	50	15	86,38	12,96	89,34
63	KZ436	Dr Nicosazana	67PAU	AMAKUZA	5750213071	1301010101013	DLAMINI T	AMAKUZA UNDERBURG KZN	50	15	86,38	12,96	89,34
64	KZ436	Dr Nicosazana	67PAU	AMAKUZA	5750213071	1301010101013	DLAMINI T	AMAKUZA UNDERBURG KZN	50	15	86,38	12,96	89,34
65	KZ436	Dr Nicosazana	67PAU	AMAKUZA	5750213071	1301010101013	DLAMINI T	AMAKUZA UNDERBURG KZN	50	15	86,38	12,96	89,34
66	KZ436	Dr Nicosazana	67PAU	AMAKUZA	5750213071	1301010101013	DLAMINI T	AMAKUZA UNDERBURG KZN	50	15	86,38	12,96	89,34
67	KZ436	Dr Nicosazana	67PAU	AMAKUZA	5750213071	1301010101013	DLAMINI T	AMAKUZA UNDERBURG KZN	50	15	86,38	12,96	89,34
68	KZ436	Dr Nicosazana	67PAU	AMAKUZA	5750213071	1301010101013	DLAMINI T	AMAKUZA UNDERBURG KZN	50	15	86,38	12,96	89,34
69	KZ436	Dr Nicosazana	67PAU	AMAKUZA	5750213071	1301010101013	DLAMINI T	AMAKUZA UNDERBURG KZN	50	15	86,38	12,96	89,34
70	KZ436	Dr Nicosazana	67PAU	AMAKUZA	5750213071	1301010101013	DLAMINI T	AMAKUZA UNDERBURG KZN	50	15	86,38	12,96	89,34
71	KZ436	Dr Nicosazana	67PAU	AMAKUZA	5750213071	1301010101013	DLAMINI T	AMAKUZA UNDERBURG KZN	50	15	86,38	12,96	89,34
72	KZ436	Dr Nicosazana	67PAU	AMAKUZA	5750213071	1301010101013	DLAMINI T	AMAKUZA UNDERBURG KZN	50	15	86,38	12,96	89,34
73	KZ436	Dr Nicosazana	67PAU	AMAKUZA	5750213071	1301010101013	DLAMINI T	AMAKUZA UNDERBURG KZN	50	15	86,38	12,96	89,34
74	KZ436	Dr Nicosazana	67PAU	AMAKUZA	5750213071	1301010101013	DLAMINI T	AM					

NO	MUNIC CODE	MUNICIPALITY	TOWNSHIP CODE	TOWNSHIP	ACT ID	NAT ID	NAME	ADDRESS	ROOM	VAT	RAT	CLAIMER	CLAIM	CLAIN T
602	KZ436	Dr Nicosazana	67PAU	AMAKUZA	9212665198	7310080497081	ISOSIBO LUNGILE CHRRI	PHAYINDANE	50	15	66,38	12,96	99,34	
603	KZ436	Dr Nicosazana	67PHB	HLABENI	920300745080	4406030495080	MEMELA NOMUSA	EHLABENI BULWER KZN	50	15	66,38	12,96	99,34	
604	KZ436	Dr Nicosazana	67PAU	AMAKUZA	9216493554	8920303075080	IVELASE FUNKILE SI	PHAYINDANE	50	15	66,38	12,96	99,34	
605	KZ436	Dr Nicosazana	67HLA	HLANGANAMI	9216574465	405071617081	JILI ERIC SIGWILI	TRADISIONAL HOUSE	50	15	66,38	12,96	99,34	
606	KZ436	Dr Nicosazana	67E	ENKELBANTWANA	9217980273	639070272080	MH. NA IPHENDULELI VI	MOATSHENI UNDERBURG KZN	50	15	66,38	12,96	99,34	
607	KZ436	Dr Nicosazana	67PAU	AMAKUZA	9218185825	530507027080	MH. GORAK ZYAKH	PHAYINDANE	50	15	66,38	12,96	99,34	
608	KZ436	Dr Nicosazana	67PAU	AMAKUZA	9220335700	59202040042080	DLAMINI SIZEN	PHAYINDANE	50	15	66,38	12,96	99,34	
609	KZ436	Dr Nicosazana	67PAU	AMAKUZA	9230346087	87108285733080	DLAMINI KWAZIKWAKH	KHULONI	50	15	66,38	12,96	99,34	
610	KZ436	Dr Nicosazana	67PAU	AMAKUZA	9239460081	7801165387080	NZIMANDE THULANI	MASHAYILANGA UNDERBERG KZN	50	15	66,38	12,96	99,34	
611	KZ436	Dr Nicosazana	67PAU	AMAKUZA	9252717085	5920206132080	DLAMINI NOMISA	AMAKUZA S1 UNDERBERG KZN	50	15	66,38	12,96	99,34	
612	KZ436	Dr Nicosazana	67PAU	AMAKUZA	9272989566	2908135191080	DLAMINI ZWELAKE	Brick House	50	15	66,38	12,96	99,34	
613	KZ436	Dr Nicosazana	67PSK	NIKHUZILE	9283732222	690410813087	MTHEMBU THEMBISILE	SUN CITY BULWER PMB KZN	50	15	66,38	12,96	99,34	
614	KZ436	Dr Nicosazana	67PSK	NIKHUZILE	9285797870	4906280400080	SOEKHLE SHADELENI	SOEKHLE LOCATION NEAR SOEKHLE PRIMARY	50	15	66,38	12,96	99,34	
615	KZ436	Dr Nicosazana	67PAU	AMAKUZA	9289739222	210223111080	INGCOBO NKOMOZAVH	AMAKUZA S1 UNDERBERG KZN	50	15	66,38	12,96	99,34	
616	KZ436	Dr Nicosazana	67PAU	AMAKUZA	9314203707	15010161010	DLAMINI MANDI ENKOS	Brick	50	15	66,38	12,96	99,34	
617	KZ436	Dr Nicosazana	67PAU	AMAKUZA	9314203708	710695602085	SOSIBO TUBHENSEN ZI	AMAKUZA S1 UNDERBERG KZN	50	15	66,38	12,96	99,34	
618	KZ436	Dr Nicosazana	67PAU	AMAKUZA	9325280042	7022100485094	SOSIBO TUBHENSEN ZI	AMAKUZA S1 UNDERBERG KZN	50	15	66,38	12,96	99,34	
619	KZ436	Dr Nicosazana	67PAU	AMAKUZA	9349726855	721008480083	PHUNGULA ADREAS	QULASHE UNDERBURG KZN	50	15	66,38	12,96	99,34	
620	KZ436	Dr Nicosazana	67PHB	HLABENI	9367460042	7812180463008	PHUNGULA ADREAS	QULASHE UNDERBURG KZN	50	15	66,38	12,96	99,34	
621	KZ436	Dr Nicosazana	67PAU	AMAKUZA	9410374719	4710040570080	MTHEMBU THEMBISILE	AMAKUZA S1 UNDERBERG KZN	50	15	66,38	12,96	99,34	
622	KZ436	Dr Nicosazana	67PAU	AMAKUZA	9418721184	8704291120080	SOSIBO ZINHE	AMAKUZA S1 UNDERBERG KZN	50	15	66,38	12,96	99,34	
623	KZ436	Dr Nicosazana	67PHB	HLABENI	9447866851	5605145241080	MBANAWA WVEZENI M	EHLABENI BULWER KZN	50	15	66,38	12,96	99,34	
624	KZ436	Dr Nicosazana	67PHB	HLABENI	9461253300	8112030566085	WINGUNI ZIBUYE	AMAKUZA S1 UNDERBERG KZN	50	15	66,38	12,96	99,34	
625	KZ436	Dr Nicosazana	67PAU	AMAKUZA	9475493227	8201045469080	MITOLO XOLANI	AMAKUZA S1 UNDERBERG KZN	50	15	66,38	12,96	99,34	
626	KZ436	Dr Nicosazana	67PAU	AMAKUZA	9477389118	8008060591087	SIBETHA BAQHELELE	AMAKUZA UNDERBURG KZN	50	15	66,38	12,96	99,34	
627	KZ436	Dr Nicosazana	67PAU	AMAKUZA	9525697053	8109100307081	PHLAMINI NOKUTHULA	HOUSE	50	15	66,38	12,96	99,34	
628	KZ436	Dr Nicosazana	67PHB	HLABENI	9525697053	8109100307081	PHLAMINI NOKUTHULA	HOUSE	50	15	66,38	12,96	99,34	
629	KZ436	Dr Nicosazana	67PHB	HLABENI	9525697053	8109100307081	PHLAMINI NOKUTHULA	HOUSE	50	15	66,38	12,96	99,34	
630	KZ436	Dr Nicosazana	67PHB	HLABENI	9525697053	8109100307081	PHLAMINI NOKUTHULA	HOUSE	50	15	66,38	12,96	99,34	
631	KZ436	Dr Nicosazana	67PHB	HLABENI	9525697053	8109100307081	PHLAMINI NOKUTHULA	HOUSE	50	15	66,38	12,96	99,34	
632	KZ436	Dr Nicosazana	67PAU	AMAKUZA	9604614534	7402010382084	MAPHANGA JABU	AMAKUZA UNDERBURG KZN	50	15	66,38	12,96	99,34	
633	KZ436	Dr Nicosazana	67PAU	AMAKUZA	9604614534	7402010382084	MAPHANGA JABU	AMAKUZA UNDERBURG KZN	50	15	66,38	12,96	99,34	
634	KZ436	Dr Nicosazana	67PAU	AMAKUZA	9604614534	7402010382084	MAPHANGA JABU	AMAKUZA UNDERBURG KZN	50	15	66,38	12,96	99,34	
635	KZ436	Dr Nicosazana	67PAU	AMAKUZA	9604614534	7402010382084	MAPHANGA JABU	AMAKUZA UNDERBURG KZN	50	15	66,38	12,96	99,34	
636	KZ436	Dr Nicosazana	67PAU	AMAKUZA	9604614534	7402010382084	MAPHANGA JABU	AMAKUZA UNDERBURG KZN	50	15	66,38	12,96	99,34	
637	KZ436	Dr Nicosazana	67PAU	AMAKUZA	9604614534	7402010382084	MAPHANGA JABU	AMAKUZA UNDERBURG KZN	50	15	66,38	12,96	99,34	
638	KZ436	Dr Nicosazana	67PAU	AMAKUZA	9604614534	7402010382084	MAPHANGA JABU	AMAKUZA UNDERBURG KZN	50	15	66,38	12,96	99,34	
639	KZ436	Dr Nicosazana	67PAU	AMAKUZA	9604614534	7402010382084	MAPHANGA JABU	AMAKUZA UNDERBURG KZN	50	15	66,38	12,96	99,34	
640	KZ436	Dr Nicosazana	67PAU	AMAKUZA	9604614534	7402010382084	MAPHANGA JABU	AMAKUZA UNDERBURG KZN	50	15	66,38	12,96	99,34	
641	KZ436	Dr Nicosazana	67PAU	AMAKUZA	9604614534	7402010382084	MAPHANGA JABU	AMAKUZA UNDERBURG KZN	50	15	66,38	12,96	99,34	
642	KZ436	Dr Nicosazana	67PAU	AMAKUZA	9604614534	7402010382084	MAPHANGA JABU	AMAKUZA UNDERBURG KZN	50	15	66,38	12,96	99,34	
643	KZ436	Dr Nicosazana	67PAU	AMAKUZA	9604614534	7402010382084	MAPHANGA JABU	AMAKUZA UNDERBURG KZN	50	15	66,38	12,96	99,34	
644	KZ436	Dr Nicosazana	67PAU	AMAKUZA	9604614534	7402010382084	MAPHANGA JABU	AMAKUZA UNDERBURG KZN	50	15	66,38	12,96	99,34	
645	KZ436	Dr Nicosazana	67PMT	MOATSHENI	9724738855	5507256630853	MABI HLAZILE HLIDA	AMAKUZA UNDERBURG KZN	50	15	66,38	12,96	99,34	
646	KZ436	Dr Nicosazana	67PMT	MOATSHENI	9724738855	5507256630853	MABI HLAZILE HLIDA	AMAKUZA UNDERBURG KZN	50	15	66,38	12,96	99,34	
647	KZ436	Dr Nicosazana	67PAU	AMAKUZA	9744211824	4833453450804	KHURONI XOLANI	SUN CITY BULWER PMB KZN	50	15	66,38	12,96	99,34	
648	KZ436	Dr Nicosazana	67PAU	AMAKUZA	9745628038	7006060450800	PHURONI XOLANI	AMAKUZA UNDERBURG KZN	50	15	66,38	12,96	99,34	
649	KZ436	Dr Nicosazana	67PAU	AMAKUZA	9745628038	7006060450800	PHURONI XOLANI	AMAKUZA UNDERBURG KZN	50	15	66,38	12,96	99,34	
650	KZ436	Dr Nicosazana	67PHB	HLABENI	9745628038	7006060450800	PHURONI XOLANI	AMAKUZA UNDERBURG KZN	50	15	66,38	12,96	99,34	
651	KZ436	Dr Nicosazana	67PHB	HLABENI	9745628038	7006060450800	PHURONI XOLANI	AMAKUZA UNDERBURG KZN	50	15	66,38	12,96	99,34	
652	KZ436	Dr Nicosazana	67PHB	HLABENI	9745628038	7006060450800	PHURONI XOLANI	AMAKUZA UNDERBURG KZN	50	15	66,38	12,96	99,34	
653	KZ436	Dr Nicosazana	67PHB	HLABENI	9745628038	7006060450800	PHURONI XOLANI	AMAKUZA UNDERBURG KZN	50	15	66,38	12,96	99,34	
654	KZ436	Dr Nicosazana	67PHB	HLABENI	9745628038	7006060450800	PHURONI XOLANI	AMAKUZA UNDERBURG KZN	50	15	66,38	12,96	99,34	
655	KZ436	Dr Nicosazana	67PAU	AMAKUZA	9745628038	7006060450800	PHURONI XOLANI	AMAKUZA UNDERBURG KZN	50	15	66,38	12,96	99,34	
656	KZ436	Dr Nicosazana	67PAU	AMAKUZA	9745628038	7006060450800	PHURONI XOLANI	AMAKUZA UNDERBURG KZN	50	15	66,38	12,96	99,34	
657	KZ436	Dr Nicosazana	67PAU	AMAKUZA	9745628038	7006060450800	PHURONI XOLANI	AMAKUZA UNDERBURG KZN	50	15	66,38	12,96	99,34	
658	KZ436	Dr Nicosazana	67PAU	AMAKUZA	9745628038	7006060450800	PHURONI XOLANI	AMAKUZA UNDERBURG KZN	50	15	66,38	12,96	99,34	
659	KZ436	Dr Nicosazana	67PAU	AMAKUZA	9745628038	7006060450800	PHURONI XOLANI	AMAKUZA UNDERBURG KZN	50	15	66,38	12,96	99,34	
660	KZ436	Dr Nicosazana	67PAU	AMAKUZA	9745628038	7006060450800	PHURONI XOLANI	AMAKUZA UNDERBURG KZN	50	15	66,38	12,96	99,34	
661	KZ436	Dr Nicosazana	67PAU	AMAKUZA	9745628038	7006060450800	PHURONI XOLANI	AMAKUZA UNDERBURG KZN	50	15	66,38	12,96	99,34	
662	KZ436	Dr Nicosazana	67PHB	HLABENI	9745628038	7006060450800	PHURONI XOLANI	AMAKUZA UNDERBURG KZN	50	15	66,38	12,96	99,34	
663	KZ436	Dr Nicosazana	67PHB	HLABENI	9745628038	7006060450800	PHURONI XOLANI	AMAKUZA UNDERBURG KZN	50	15	66,38	12,96	99,34	
664	KZ436	Dr Nicosazana	67PHB	HLABENI	9745628038	7006060450800	PHURONI XOLANI	AMAKUZA UNDERBURG KZN	50	15	66,38	12,96	99,34	
665	KZ436	Dr Nicosazana	67PHB	HLABENI	9745628038	7006060450800	PHURONI XOLANI	AMAKUZA UNDERBURG KZN	50	15	66,38	12,96	99,34	
666	KZ436	Dr Nicosazana	67PHB	HLABENI	9745628038	7006060450800	PHURONI XOLANI	AMAKUZA UNDERBURG KZN	50	15	66,38	12,96	99,34	
667	KZ436	Dr Nicosazana	67PHB	HLABENI	9745628038	7006060450800	PHURONI XOLANI	AMAKUZA UNDERBURG KZN	50	15	66,38	12,96	99,34	
668	KZ436	Dr Nicosazana	67PHB	HLABENI	9745628038	7006060450800	PHURONI XOLANI	AMAKUZA UNDERBURG KZN	50	15	66,38	12,96	99,34	
669	KZ436	Dr Nicosazana	67PHB	HLABENI	9745628038	7006060450800	PHURONI XOLANI	AMAKUZA UNDERBURG KZN	50	15	66,38	12,96	99,34	
670	KZ436	Dr Nicosazana	67PHB	HLABENI	9745628038	7006060450800	PHURONI XOLANI	AMAKUZA UNDERBURG KZN	50	15	66,38	12,96	99,34	
671	KZ436	Dr Nicosazana	67PHB	HLABENI	9745628038	7006060450800	PHURONI XOLANI	AMAKUZA UNDERBURG KZN	50	15	66,38	12,96	99,34	
672	KZ436	Dr Nicosazana	67PHB	HLABENI	9745628038	7006060450800	PHURONI XOLANI	AMAKUZA UNDERBURG KZN	50	15	66,38	12,96	99,34	
673	KZ436	Dr Nicosazana	67PHB	HLABENI	9745628038	7006060450800	PHURONI XOLANI	AMAKUZA UNDERBURG KZN	50	15	66,38	12,96	99,34	
674	KZ436	Dr Nicosazana	67PHB	HLABENI	9745628038	7006060450800	PHURONI XOLANI							

DEBTORS AND REVENUE MANAGEMENT REPORT AS AT 29 FEBRUARY 2024

1. **AUTHOR** Chief Financial Officer

1ST LEVEL : MANCO

2ND LEVEL : FINANCE COMMITTEE

3RD LEVEL : EXCO

4TH LEVEL : COUNCIL

2. **PURPOSE:**

To report to the Committee and Council on the revenue and debtors' management.

3. **LEGAL/STATUTORY REQUIREMENTS:**

- MFMA Act No.56 of 2003
- Credit control and debt collection policy

4. **BACKGROUND AND REASONING:**

Dr Nkosazana Dlamini Zuma Municipality council must ensure that all money which is due and payable to the council is collected and for this purpose has adopted the credit control policy and debt collected policy consistent with its tariffs and complying with the provisions of the relevant legislation.

5. **ANNEXURES**

5.1 Age Analysis as at 29 February 2024

5.2 Report on collection rate as at 29 February 2024

5.3 Debt Collection and data cleansing as at 29 February 2024

5.4 Revenue Enhancement Strategy as at 29 February 2024

6. **FINANCIAL IMPLICATIONS:**

This report outlines the financial performance of the debtors and revenue management unit for the Dr Nkosazana Dlamini-Zuma Local Municipality for the 2023/24 financial year for the period ending 29 February 2024. The report is tabled in compliance with Section 71 of the MFMA and has no additional financial implications for the municipality.

7. **RECOMMENDATION:**

That this report be noted by the Committees and Council.

REPORT ON DEBTORS AGE ANALYSIS**As at 29 February 2024**

Debtors' balance as at	Amount
Dr Nkosazana Dlamini Zuma Municipality - July 2023	R 90 769 536.34
Dr Nkosazana Dlamini Zuma Municipality - August 2023	R 90 506 410.59
Dr Nkosazana Dlamini Zuma Municipality – September 2023	R 91 712 191.19
Dr Nkosazana Dlamini Zuma Municipality – October 2023	R 93 589 425.35
Dr Nkosazana Dlamini Zuma Municipality – November 2023	R 90 180 696.89
Dr Nkosazana Dlamini Zuma Municipality – December 2023	R 91 982 034.91
Dr Nkosazana Dlamini Zuma Municipality – January 2024	R 93 116 464.63
Dr Nkosazana Dlamini Zuma Municipality – February 2024	R 95 001 291.43

REPORT ON INDIGENT MANAGEMENT**As at 29 February 2024**

Period	Number of Indigents beneficiaries for the period	Amount paid by municipality for the period
Dr NDZLM - July 2023	671 Beneficiaries	R60 605.39
Dr NDZLM – August 2023	692 Beneficiaries	R68 741.20
Dr NDZLM – September 2023	660 Beneficiaries	R65 661.76
Dr NDZLM – October 2023	696 Beneficiaries	R69 237.89
Dr NDZLM – November 2023	679 Beneficiaries	R67 449.82
Dr NDZLM – December 2023	698 Beneficiaries	R69 337.23
Dr NDZLM – January 2024	682 Beneficiaries	R67 477.83
Dr NDZLM – February 2024	679 Beneficiaries	R67 449.23

REPORT ON TRAFFIC FINES**As at 29 February 2024**

MONTHS	AMOUNT FOR NOTICES ISSUED	AMOUNT RECEIVED
Dr Nkosazana Dlamini Zuma Municipality July 2023	R29 100.00	R7 490.00
Dr Nkosazana Dlamini Zuma Municipality August 2023	R30 700.00	R1 000.00
Dr Nkosazana Dlamini Zuma Municipality September 2023	R35 500.00	R19 860.00
Dr Nkosazana Dlamini Zuma Municipality October 2023	R28 000.00	R15 350.00
Dr Nkosazana Dlamini Zuma Municipality November 2023	R29 700.00	R1 800.00
Dr Nkosazana Dlamini Zuma Municipality December 2023	R50 800.00	R500.00
Dr Nkosazana Dlamini Zuma Municipality January 2024	R30 900.00	R1 700.00
Dr Nkosazana Dlamini Zuma Municipality February 2024	R8 100.00	R400.00
TOTAL	R243 800.00	R48 100.00

REPORT ON ANIMAL POUNDS**As at 29 February 2024**

MONTHS	HIMEVILLE ANIMAL POUND	CREIGHTON ANIMAL POUND	TOTAL
Dr NDZLM – July 2023	R16 480.00	R32 749.00	R49 229.00
Dr NDZLM – August 2023	R5 650.00	R15 414.00	R21 064.00
Dr NDZLM – September 2023	R8 662.00	R6 522.00	R15 184.00
Dr NDZLM – October 2023	R41 088.00	R4 426.00	R45 514.00
Dr NDZLM – November 2023	R5 300.00	R592.00	R5 892.00
Dr NDZLM – December 2023	R10 622.00	R5 336.00	R15 958.00
Dr NDZLM – January 2024		R14 186.00	
Dr NDZLM – February 2024	R5 374.00	R3 610.00	R8 984.00
TOTAL	R87 802.00	R79 225.00	R152 841.00

REPORT ON DATA CLEANSING

As at 29 February 2024

Activities	2023/07/31	2023/08/31	2023/09/30	2023/10/31	2023/11/30	2023/12/31	2024/01/31	2024/02/29
	1							
Billing Journals processed	10	3	0	1	5	5	11	8
Transfer Journals processed	12	6	2	0	4	0	1	0
Account Transfer Transactions performed	7	1	0	4	8	3	5	4
queries via email and attended to	24	10	3	8	20	15	0	10
Copies of invoices emailed	0	0	0	0	0	0	0	0
Change of Ownerships processed	7	1	1	4	8	3	0	4
Manual receipts captured	0	0	0	0	0	0	0	0
General Valuation updates performed	1	0	0	0	0	0	0	0
General customer information updates	15	5	0	0	12	2	4	5
Pension rebate applications received	4	0	0	0	0	0	0	1
Public Benefit Organisation Rebate applications processed	0	0	0	0	0	0	0	0
Tourism rebate applications processed	0	2	0	0	0	0	0	0
Manually issued Rates Clearance Certificate	0	1	1	1	0	0	2	3

For the month of February 2024, 6 customers contact information such as email and postal addresses, were updated and their accounts were also added to the monthly emailing of statements.

REPORT ON QUERIES (CUSTOMER CARE)**As at 29 February 2024**


MONTHS	NUMBER OF RCC RECEIVED	RCC FIGURES ISSUED	NUMBER OF RCC ISSUED
Dr Nkosazana Dlamini Zuma Municipality July 2023	7 RCC applications	7 RCC figures issued	15 RCC issued
Dr Nkosazana Dlamini Zuma Municipality August 2023	13 RCC applications	6 RCC figures issued	15 RCC issued
Dr Nkosazana Dlamini Zuma Municipality September 2023	4 RCC applications	9 RCC figures issued	23 RCC issued
Dr Nkosazana Dlamini Zuma Municipality October 2023	7 RCC applications	2 RCC figures issued	8 RCC issued
Dr Nkosazana Dlamini Zuma Municipality November 2023	5 RCC applications	5 RCC figures issued	12 RCC issued
Dr Nkosazana Dlamini Zuma Municipality December 2023	3 RCC applications	2 RCC figures issued	12 RCC issued
Dr Nkosazana Dlamini Zuma Municipality January 2024	9 RCC applications	7 RCC figures issued	6 RCC issued
Dr Nkosazana Dlamini Zuma Municipality February 2024	3 RCC applications	6 RCC figures issued	12 RCC issued


REPORT ON DEBT COLLECTION**As at 29 February 2024**

- The debtors' book has increased in the month of February 2024 to R 95 001 291.43.
- An amount R67 449.23 from February 2024 to date has been paid to support free basic electricity assisting in occasions.
- Traffic fines debtors remain a concern, improved collection strategies are being implemented. An amount R48 100.00 has been collected to date with R243 800.00 traffic notices issued.
- Kindly note: Due to technical issues, the receipts will be allocated in the following months

COLLECTION RATES 2023-2024

Category	7/1/2023	8/31/2023	9/30/2023	10/31/2023	11/30/2023	12/31/2023	1/31/2024	2/29/2024	Received
RAT01: RESIDENTIAL PROPERTIES	685,883.72	-753,351.91	744,398.30	744,398.30	744,398.30	744,398.30	744,398.30	744,398.30	
RAT02: BUSINESS, COMMERCIAL, INDUSTRIAL PROPERTIES	574,995.47	-580,794.90	487,955.24	487,955.24	487,955.24	487,955.24	487,955.24	487,955.24	
RAT03: AGRICULTURAL PROPERTIES	1,108,979.46	-427,707.20	996,427.00	996,427.00	996,427.00	996,427.00	996,427.00	996,427.00	
RAT04: PUBLIC SERVICE PURPOSES	1,037,395.47	-16,661.39	845,218.61	845,218.61	845,218.61	845,218.61	845,218.61	845,218.61	
RAT05: PUBLIC SERVICE INFRASTRUCTURE	42.04	-0.02	0.04	0.04	0.04	0.04	0.04	0.04	
RAT06: PUBLIC BENEFIT ORGANIZATION	3,411.66	0.00	1,188.33	1,188.33	1,188.33	1,188.33	1,188.33	1,188.33	
RAT07: TOURISM	283,380.13	+115,026.46	201,857.61	201,857.61	201,857.61	201,857.61	201,857.61	201,857.61	
RAT10: RESIDENTIAL SMALL HOLDING	81,197.65	-37,875.14	61,872.54	61,872.54	61,872.54	61,872.54	61,872.54	61,872.54	
RAT11: TOURISM URBAN	1,588.72	0.00	796.25	796.25	796.25	796.25	796.25	796.25	
RAT12: VACANT LAND	191,414.23	-64,762.25	148,526.82	148,526.82	148,526.82	148,526.82	148,526.82	148,526.82	
REFUSE	373,787.89	-395,708.82	368,150.34	368,150.34	368,150.34	368,150.34	368,150.34	368,150.34	
Value added tax(refuse)	54,985.79	-41,693.86	54,985.79	54,985.79	54,985.79	54,985.79	54,985.79	54,985.79	
RENTAL	43,814.09	12,478.00	43,814.09	43,814.09	43,814.09	43,814.09	43,814.09	43,814.09	
Value added tax(rental)	6,572.11	-1,871.79	6,572.11	6,572.11	6,572.11	6,572.11	6,572.11	6,572.11	
SUNDRIES	0	0	0.00	0.00	0.00	0.00	0.00	0.00	
Value added tax(sundries)	0.00	0.00	0.00	0.00	0.00	0.00	0.00	0.00	
Total Incl	4,378,108.32	-2,373,843.34	3,961,742.87	3,961,742.87	3,961,742.87	3,961,742.87	3,961,742.87	3,961,742.87	
Total VAT	61,537.60	-43,435.65	61,537.60	61,537.60	61,537.60	61,537.60	61,537.60	61,537.60	
Total Erel	4,316,568.42	-2,330,207.69	3,900,204.97	3,900,204.97	3,900,204.97	3,900,204.97	3,900,204.97	3,900,204.97	
Total Rates	3,898,986.44	-2,022,019.27	3,486,240.54	3,486,240.54	3,486,240.54	3,486,240.54	3,486,240.54	3,486,240.54	
Total Services Erel	417,581.08	-308,188.42	411,984.43	411,984.43	411,984.43	411,984.43	411,984.43	411,984.43	
Total Services Erel	350,044.08	-294,752.77	350,426.53	350,426.53	350,426.53	350,426.53	350,426.53	350,426.53	
Opening Balance	R88,273,235.15		90,308,410.59	91,712,191.19	93,589,426.35	95,569,426.35	97,172,191.19	99,180,686.89	
Closing Balance	R80,786,538.34		90,500,410.59	91,712,191.19	93,589,426.35	95,569,426.35	97,172,191.19	99,180,686.89	
Collection Rates	52.12%	83.77%	75.30%	86.77%	92.55%	86.32%	84.22%	80.29%	

Prepared by: S.C. Manyathi Signature: 

Approved by: N. Wala Signature: 



Main Street
Creighton, 3263

P.O Box 62

Creighton 3263

Phone: +27 39 833 1038

Fax: +27 39 833 1179

Email: mailbox@ndz.gov.za

www.ndz.gov.za

A Better Place for All

29 FEBRUARY 2024

5.4: REVENUE ENHANCEMENT STRATEGY



Main Street
Creighton, 3263

P.O Box 62
Creighton 3263

Phone: +27 39 833 1038

Fax: +27 39 833 1179

Email: taylorc@ndz.gov.za

www.ndz.gov.za

DR NKOSAZANA DLAMINI ZUMA MUNICIPALITY

REVENUE ENHANCEMENT STRATEGY									
No.	FUNCTION	PROBLEM STATEMENT OR CHALLENGE	EXTENT OF THE PROBLEM OR REVENUE LOSS	STRATEGIES	ACTIVITIES OR INTERVENTION	REVENUE IMPACT	BUDGET OR FINANCIAL IMPLICATION	TIMEFRAME	RESPONSIBLE
1	Human Settlements	Lack of development in identified land parcels such as Creighton, Bulwer, Underberg and Himmeville	Loss of revenue from stands or properties	Dispose the available unused municipal residential land not earmarked for any municipal development	Dispose the available unused municipal residential land not earmarked for any municipal development 8 municipal owned residential sites in Creighton were sold in a public auction which was held on the 26 th April 2023.	More Revenue to be generated.	To be quantified before finalization of the budget.	30-Jun-23	Manager: Planning and Development ACHIEVED
2	Land Use Management	Formalization of invalid areas next to Bulwer Township	Lack of collection of property rates and service charges in the areas	Dispose and transfer those already invaded stands to the house owners.	Subdivide and sale of land already occupied. The project to formalize the Khenana Area in Bulwer has commenced and the Final	Additional property rates and service charges	Costs subdividing	30-Jun-24	Manager: Planning and Development

3	Real Estate	Owners of low cost houses not following municipal process when upgrading/extending their houses	Loss of revenue on upgraded components	Improve property rates revenue generation	subdivision layout will be developed before the end of 2022/23 FY. Develop 3 different building plans to be used by low cost owners at no fee or lower fee The difficulty in developing standard building plans is that sites have unique characteristics from each other and residents have different preferences. An architect must be appointed for individual site.	Additional property rates and service charges, revenue to be generated due to the increase in the value of the property	Operational Costs	30-Jun-24	Manager: Planning and Development
REVENUE ENHANCEMENT STRATEGY									
No.	FUNCTION	PROBLEM STATEMENT OR CHALLENGE	EXTENT OF THE PROBLEM OR REVENUE LOSS	STRATEGIES	ACTIVITIES OR INTERVENTION	REVENUE IMPACT	BUDGET OR FINANCIAL IMPLICATION	TIMEFRAME	RESPONSIBLE
4	Property rates revenue	Loss of revenue due to properties registered in the name of municipality occupied/ owned by third parties	Properties are registered in the name of the municipality resulting in a possible loss of income	To enhance the property rates revenue generation	Identify and verify all properties registered in the municipality to be transferred to the rightful owners The municipal property used by the Department of Health for a Clinic has been paid, the property is now being transferred	Additional Property rates	Operational Costs	30 Jun 2024	Manager: Planning and Development
5	Property Development	Illegal occupants on Transnet houses in Donnybrook and unavailability of land in Donnybrook area	1. Unable to develop Donnybrooks since it privately owned. 2. The municipality is currently negotiating with Transnet to permit the municipality to acquire 36 houses in Donnybrook. These	Facilitate ownership of Transnet land/houses to the municipality	Follow ups with Transnet Asset Division Transnet has requested a new offer as the existing one was done in 2013. Our	Rental Income	Transfer Costs	30 Jun 2024	Office of the Municipal Manager

6	Business Licenses	Businesses operate without business licenses	houses have been vandalized and occupied illegally by individual citizens. The municipality could potentially generate approximately R1.2 million Per annum on rental income.		rates department together with our property valuers are working on a new offer that will be supported by the valuation certificates	License fees revenue will improve The Business Licensing Office has commenced with registration of businesses and there already income that is being generated for the municipality	Operational Costs	30-June-23	Manager: Planning and Development ACHIEVED
7	Land Use	Loss of Revenue on Unused Municipal Agricultural land	Opportunity Costs for all Unused Municipal Land	Identification of all Unused land for potential leasing or partnership	1. Assess and identify all the land belonging to the municipal land 2. Partnership with private small farmers or bele cutters etc. for revenue generation	Rental income to improve There is already income that is being generated since there is an existing agreement with local farmers to cut grass on the municipal land for belling purposes and some of the produce is sold to the community.	Operational	31-June 2024	Manager: Planning and Development

REVENUE ENHANCEMENT STRATEGY									
No.	FUNCTION	PROBLEM STATEMENT OR CHALLENGE	EXTENT OF THE PROBLEM OR REVENUE LOSS	STRATEGIES	ACTIVITIES OR INTERVENTION	REVENUE IMPACT	BUDGET OR FINANCIAL IMPLICATION	TIMEFRAME	RESPONSIBLE
8	Development and Planning	Lack of precinct development plan for all municipal towns discourages development	<ol style="list-style-type: none"> 1. Town's expansion and Development is not properly guided. 2. Towns growth is discouraged and dejected 	Development of municipal town's precincts plans.	All NDZ Towns do have precinct Plans, but some like Underberg and Donnybrook need to be updated.	<ol style="list-style-type: none"> 1. Property Rates and waste income to improve 2. Economic growth of our towns. 	Operational	30-Jun-25	Manager: Planning and Development
9	Private Public Partnerships			The Municipality should invite property developers and investors in the jurisdiction of the Municipality to develop productive and economic projects to generate municipal revenue and increase employment.		An investor by the name of uKhahlamba Poultry Abattoir and Broiler Farms has shown interest in sourcing funding and developing the Poultry Processing Plant within the municipality. There are ongoing engagements to finalize an MOU with the municipality. The municipality has also partnered with SANRAL in order for emerging contractors to receive training and a possibility of receiving	Operational	Ongoing	LED Manager / Planning and Development

10	Real Estate	Government amenities or facilities built on properties owned by the municipality, e.g. Underberg Clinic.	Property rates revenue is not generated from these properties	Improve property rates revenue generation	Transfer the properties to relevant government departments and entities The municipal property used by the Department of Health for a Clinic has been paid, the property is now being transferred	work from the entity. Additional property rates and service charges, revenue to be generated due to the increase in the value of the property	Operational Costs	30-Jun-25	Office of the Municipal Manager
----	-------------	--	---	---	--	--	-------------------	-----------	---------------------------------

REVENUE ENHANCEMENT STRATEGY									
No.	FUNCTION	PROBLEM STATEMENT OR CHALLENGE	EXTENT OF THE PROBLEM OR REVENUE LOSS	STRATEGIES	ACTIVITIES OR INTERVENTION	REVENUE IMPACT	BUDGET OR FINANCIAL IMPLICATION	TIMEFRAME	RESPONSIBLE
11	Economic Development	Lack of infrastructure support for emerging enterprises	Loss of rental revenue from emerging enterprises	Development of incubation hubs	<p>1. Funding is being sourced and have been received from COGTA to develop trading stalls and sidewalks in Bulwer & EDTEA has also funded an SMME programme referred to as MEI.</p> <p>2. The municipality has also completed a Business Hive for emerging enterprises in Himeville and allocation will commence soon.</p>	Rental revenue from the incubation hubs/ Vendor Permits	Costs of building incubation hubs	30-Jun-24	Senior Manager: DTPS
12	Real Estate	Non-Payment of taxi permits	Loss of revenue from taxi permits	Levying taxi permits to all taxi owners using serviced Taxi Ranks	<p>1. Engaging all Taxi Associations using Municipal Taxi Ranks</p> <p>2. Communicating tariffs for using municipal taxi ranks</p>	Additional Taxi Permits revenue to be generated	Operational	31-Dec-23	Community Services Manager
13	Local Economic Development and Tourism	Lack and Failure to Attract potential investors	Investors not aware of potential opportunities available at NDZ	Investors conference	<p>Management to request Office Bearers to lead negotiations of attracting potential investors</p>	Revenue Growth An LED, Tourism & Investment Summit was held in March 2022 and investors were invited and some did attend. There is another session that is planned for February 2023 which will include site visits to towns with	Planning costs	30-June-2024	LED Manager

14	Solid Waste Revenue	Solid Waste Revenue not optimized	Some households are not billed for refuse removal, resulting in a loss of revenue from end users	To enhance refuse removal revenue generation	<p>1. Reconcile the billing database, refuse removal register and the property master register</p> <p>2. Physical verification of all sites where refuse is collected</p>	investors. Additional revenue will be generated	Operational Costs	31-march 2024	Manager : Asset and Revenue
----	---------------------	-----------------------------------	--	--	---	---	-------------------	---------------	-----------------------------

REVENUE ENHANCEMENT STRATEGY									
No.	FUNCTION	PROBLEM STATEMENT OR CHALLENGE	EXTENT OF THE PROBLEM OR REVENUE LOSS	STRATEGIES	ACTIVITIES OR INTERVENTION	REVENUE IMPACT	BUDGET OR FINANCIAL IMPLICATION	TIMEFRAME	RESPONSIBLE
15	Financial Management	The cost of rendering services is not in line with the principals of financial management relating to effectiveness, efficiency and value for money	Trading services, refuse removal are not generating trading surpluses, cost incurred cannot be traced to the value chain of rendering services. Support services costs are not allocated to the primary service functions	Implement value chain analysis and cost remodeling strategy	<ol style="list-style-type: none"> 1. Conduct cost remodeling on all primary service delivery functions 2. Develop new tariff structure for refuse 3. Develop new tariff structure for service and sundry charges 	Additional revenue	Operational Costs	31-Jan-24	Manager : Asset and Revenue
16	Commercial/outdoor advertising	The municipality is not charging businesses when they advertising on municipal space	Loss of advertising revenue	<ol style="list-style-type: none"> 1. Communicate outdoor tariffs with affected businesses 2. Enforce outdoor advertising bylaws 	So far, the Municipality is collecting from one company that has approved Billboards in Underberg and Bulwer, the Department is in a process of outsourcing this function due to lack of internal capacity			31-Mar-21	Manager : Asset and Revenue
17	Waste Management	Lack of capacity to estimate private dumpers waste in the Transfer Station	Loss of revenue that could be generated/charged to private dumpers	Procure Resources to estimate private dumpers waste	Acquire Weigh bridge. Gather information of all private dumpers. Establish controls and bill all private dumber	Additional revenue is projected to be generated		28-March-24	Assistant Manager: Public Works and Basic Services
18	Maintenance of Municipal Towns	Investors and Ordinary citizens are discouraged to reside in NDZ	Residents leaving the area because of poor management of towns and infrastructure	<ol style="list-style-type: none"> 1. Keep out towns clean and safe 2. Improve Infrastructure in Towns 	The relevant department should develop a plan to ensure that all towns are kept clean such as grass cutting and landscaping	Revenue protection	Operational Costs	On-going	Manager Public works and Basic Services.

REVENUE ENHANCEMENT STRATEGY									
No.	FUNCTION	PROBLEM STATEMENT OR CHALLENGE	EXTENT OF THE PROBLEM OR REVENUE LOSS	STRATEGIES	ACTIVITIES OR INTERVENTION	REVENUE IMPACT	BUDGET OR FINANCIAL IMPLICATION	TIMEFRAME	RESPONSIBLE
19	Tariffs on refuse collection	Illegal dumping of garden and other refuse	To be determined by study	<ol style="list-style-type: none"> Private dumpers to be charged Illegal dumpers to be fined 	<ol style="list-style-type: none"> The department will conduct a study on how to enforce the bylaws for dumping illegally Enforcement of all municipal bylaws 	Refuse income to	Operational Costs	31-March 2024	Assistant Manager: Public Works and Basic Services

ASSET MANAGEMENT REPORT AS AT 29 FEBRUARY 2024

AUTHOR : Chief Financial Officer
1ST LEVEL : MANCO
2ND LEVEL : FINANCE COMMITTEE
3RD LEVEL : EXCO
4TH LEVEL : COUNCIL

1. PURPOSE

To report to the Committee and Council on the Asset management status and activities

2. LEGAL/STATUTORY REQUIREMENTS

- MFMA Act No.56 of 2003
- Asset management and disposal policy

3. BACKGROUND AND REASONING

Dr Nkosazana Dlamini-Zuma Local Municipality is required to ensure the effective and efficient control, utilization, safeguarding and management of Dr Nkosazana Dlamini Zuma Local Municipality's movable and immovable assets and to ensure proper recording of assets from authorisation to acquisition and subsequent disposal.

4. FINANCIAL IMPLICATIONS

This report outlines the financial performance and impact of the for the Dr Nkosazana Dlamini-Zuma Local Municipality for the July 2023/24 financial year for the period ending 29 February 2024 as well as the financial position as at 29 February 2024, no additional financial implications for the municipality are expected.

DR MKOSAZANA OLAMINI ZONIA MUNICIPALITY
 FIXED ASSET REGISTER LEAD-SCHEDULE
 28.01.2019 JANUARY 2019
 ANNUAL 1818 OF PROPERTY PLAN AND EQUIPMENT MANAGEMENT ASSETS AND INVESTMENT PROPERTY

Asset category	Class segment	Accumulated depreciation and impairment losses														
		Opening Balance	Change for the year	Address	Address	Depreciation	Impairment	Opening Balance	Adjustment	Depreciation for the year	Closing Balance	Impairment	Closing Balance	Voluntary Impairment	Change Balance	Carrying Value
Infrastructure	Trading services	264 272 531	-	-	-	16 463 627	-	16 463 627	-	-	-	-	-	16 463 627	-	148 808 904
	Economic and environmental services	1 620 929	-	-	-	138 680	-	138 680	-	-	-	-	-	138 680	-	1 482 249
Community Assets	Community and public safety	263 127 624	-	-	-	106 024 897	-	106 024 897	-	-	-	-	-	106 024 897	-	157 102 727
	Trading services	275 997 934	-	-	-	51 922 134	-	51 922 134	-	-	-	-	-	51 922 134	-	224 075 800
	Trading services	760 208 921	-	-	-	4 485 547	-	4 485 547	-	-	-	-	-	4 485 547	-	755 723 374
	Trading services and administration	8 129 846	-	-	-	3 828 843	-	3 828 843	-	-	-	-	-	3 828 843	-	4 300 003
Machinery and equipment	Community and public safety	13 277 667	-	-	-	4 025 146	-	4 025 146	-	-	-	-	-	4 025 146	-	9 252 521
	Economic and environmental services	1 820 055	-	-	-	724 201	-	724 201	-	-	-	-	-	724 201	-	1 095 854
	Economic and administrative	10 205 023	-	-	-	2 802 046	-	2 802 046	-	-	-	-	-	2 802 046	-	7 402 977
	Economic and administrative	1 682 559	-	-	-	428 822	-	428 822	-	-	-	-	-	428 822	-	1 253 737
Transport	Community and public safety	46 274 936	-	-	-	15 873 103	-	15 873 103	-	-	-	-	-	15 873 103	-	30 401 833
	Economic and environmental services	2 286 477	-	-	-	9 684 468	-	9 684 468	-	-	-	-	-	9 684 468	-	1 302 009
	Economic and administrative	15 127 513	-	-	-	3 723 286	-	3 723 286	-	-	-	-	-	3 723 286	-	11 404 227
	Trading services	4 824 362	-	-	-	1 178 825	-	1 178 825	-	-	-	-	-	1 178 825	-	3 645 537
Furniture and Office Equipment	Community and public safety	8 899 273	-	-	-	5 181 105	-	5 181 105	-	-	-	-	-	5 181 105	-	3 718 168
	Economic and environmental services	4 216 026	-	-	-	1 880 577	-	1 880 577	-	-	-	-	-	1 880 577	-	2 335 449
	Economic and administrative	3 773 985	-	-	-	274 577	-	274 577	-	-	-	-	-	274 577	-	3 500 408
	Economic and administrative	3 985 422	-	-	-	2 219 782	-	2 219 782	-	-	-	-	-	2 219 782	-	1 765 640
Leased Assets	Community and public safety	740 264	-	-	-	148 274	-	148 274	-	-	-	-	-	148 274	-	591 990
	Economic and administrative	740 264	-	-	-	143 274	-	143 274	-	-	-	-	-	143 274	-	596 990
Computer equipment	Community and public safety	6 502 197	-	-	-	4 194 857	-	4 194 857	-	-	-	-	-	4 194 857	-	2 307 340
	Economic and environmental services	1 172 091	-	-	-	785 546	-	785 546	-	-	-	-	-	785 546	-	386 545
	Economic and administrative	584 971	-	-	-	415 674	-	415 674	-	-	-	-	-	415 674	-	169 297
	Economic and administrative	4 245 205	-	-	-	2 982 237	-	2 982 237	-	-	-	-	-	2 982 237	-	1 262 968
Building (Other)	Economic and environmental services	51 453 095	-	-	-	1 231 422	-	1 231 422	-	-	-	-	-	1 231 422	-	50 221 673
	Community and public safety	20 220 942	-	-	-	20 790 842	-	20 790 842	-	-	-	-	-	20 790 842	-	31 011 784
	Community and administrative	2 148 577	-	-	-	725 616	-	725 616	-	-	-	-	-	725 616	-	1 422 961
	Community and administrative	28 519 680	-	-	-	6 595 238	-	6 595 238	-	-	-	-	-	6 595 238	-	21 924 442
Land (Other)	Community and administrative	12 718 101	-	-	-	12 718 101	-	12 718 101	-	-	-	-	-	12 718 101	-	25 436 202
	Economic and environmental services	32 489 411	-	-	-	32 489 411	-	32 489 411	-	-	-	-	-	32 489 411	-	64 978 822
Fixed Intangible Assets (Building (Other))	Community and public safety	11 407 229	-	-	-	11 407 229	-	11 407 229	-	-	-	-	-	11 407 229	-	22 814 458
	Community and public safety	3 535 921	-	-	-	6 320 477	-	6 320 477	-	-	-	-	-	6 320 477	-	9 855 398
Intangible assets	Community and public safety	1 292 471	-	-	-	2 610 200	-	2 610 200	-	-	-	-	-	2 610 200	-	3 902 671
	Economic and environmental services	4 561	-	-	-	61 522	-	61 522	-	-	-	-	-	61 522	-	66 083
Investment Assets	Community and administrative	1 231 653	-	-	-	1 844 482	-	1 844 482	-	-	-	-	-	1 844 482	-	3 076 135
	Community and administrative	1 292 471	-	-	-	2 610 200	-	2 610 200	-	-	-	-	-	2 610 200	-	3 902 671
GRAND TOTAL (NCV)	Government and administration	13 722 000	-	-	-	19 722 000	-	19 722 000	-	-	-	-	-	19 722 000	-	33 444 000
	Investment Assets	13 722 000	-	-	-	19 722 000	-	19 722 000	-	-	-	-	-	19 722 000	-	33 444 000
		731 642 496	-	-	-	748 888 742	-	748 888 742	-	-	-	-	-	748 888 742	-	1 480 531 238

5. TAKE AWAY AND PLANNED ACTIVITIES

- Assets acquired by the municipality for the period 1 July 2023 to date amount to R 35 166 285,70. These amounts are categorised as per the Municipal non-current asset and classification adopted by council.
- With the inclusion of non-current assets acquired during this current year depreciation is calculated at R 28 831 497.
- The municipality has non-current assets to the value of R 543 997 844 as at 29 February 2024.
- Verification of community assets under Work in progress was conducted in February
- Asset management is planning to verify Infrastructure projects before the end of third quarter.

6. RECOMMENDATION

That this report be noted by the Committees and Council.

REPORT ON FLEET MANAGEMENT FOR MONTH ENDING FEBRUARY 2024

AUTHOR: Chief financial officer

(File Ref :) Finance Department

1st Level Manco

2nd level: FINANCE

3rd level: EXCO

4th level: COUNCIL

PURPOSE

To inform the Committees and Council about fleet management of the municipality

LEGAL/STATUTORY REQUIREMENTS

Municipal Systems Act 32 of 2000, Municipal Fleet Management Policy & MFMA

BACKGROUND AND REASONING

- Some vehicles registration numbers have been changed to the new KZN registrations

FINANCIAL IMPLICATIONS:

Refer to annexures

Annexure

- A. Tyres information
- B. Excessive repairs information
- C. Accident information
- D. Cost analysis

RISKS

- Vehicle abuse, Accidents, Car theft

MANAGEMENT OF RISKS

- Trip Authorization forms
- Insurance
- Management Reports
- Trackers Reports

RECOMMENDATIONS

- That Council and Committees to note this report

ANNEXURE A

TYRES INFORMATION

REGISTRATION NUMBER	VEHICLE MAKE	DESCRIPTION	TOTAL AMOUNT
NIP 2940	S/C ISUZU	ONE NEW TYRE	2,988.34
NIP 2964	UD TRUCK SKIP	TWO NEW TYRES	18,297.07
NIP 1427	S/C ISUZU	TWO NEW TYRES	7,082.80
BD 37 WP ZN	D/C NISSAN	FOUR NEW TYRES	13,081.00
NIP 2357	D/C ISUZU	FOUR NEW TYRES	14,812.00
NIP 1362	S/C ISUZU	ONE NEW TYRE	3,346.40
BD 37 WM ZN	D/C NISSAN	ONE NEW TYRE	3,575.13
TOTAL: R63,182.74			

ANNEXURE B

REPAIRS INFORMATION

REGISTRATION NUMBER	VEHICLE MAKE	DESCRIPTION	TOTAL AMOUNT
BD 37 YR ZN	ISUZU FIRE TRUCK	ENGINE PUMP REPAIR	23,198.88
NIP 2923	D/C ISUZU	MAJOR SERVICE	10,521.35
TOTAL: R33,720.23			

ANNEXURE C
ACCIDENT INFORMATION

FEBRUARY 2024

FEBRUARY 2024						
ACCIDENT TO VEHICLE:						
DATE	VEHICLE	REPORTED TO FLEET UNIT YES/NO	REPORTED TO INSURANCE YES/NO	EXTENT OF DAMAGES	CASE STATUS	
09 FEBRUARY 2024	BD 37 SK ZN	YES	NO	FRONT BUMPER SCRATCHED	CASE TRANSFERRED TO HUMAN RESOURCES DEPARTMENT	
21 FEBRUARY 2024	NIP 1427	YES	YES	LOOSE LEFT FENDER GUARD	CASE TRANSFERRED TO HUMAN RESOURCES DEPARTMENT	

COST ANALYSIS
ANNEXURE D

50

PUBLIC WORKS AND BASIC SERVICES

VEHICLES	MAKE & MODEL	DISTANCE/ KM	FUEL COSTS	FUEL IN LITRES	REPAIRS	SERVICE	TYRES	TOLL	OIL	FEEES
NIP 521	REFUSE TRUCK	1467	8334.40	359.53	-	-	-	-	-	175.06
BD 37 TB ZN	TRACTOR	84 HRS	2973.90	89.08	908.50	-	-	-	-	159.38
BD 37 BR ZN	S/C TOYOTA	3649	2893.90	122.26	908.50	-	-	-	-	164.48
BD 37 KX ZN	S/C TOYOTA	3158	2420.12	103.95	908.50	-	-	-	-	164.42
BD 37 BW ZN	S/C ISUZU	1476	4863.97	207.79	908.50	-	-	-	-	169.73
BD 37 SV ZN	TRACTOR	-	-	-	-	-	-	-	-	149.00
BD 37 WW ZN	TLB	-	-	-	908.50	-	-	-	-	154.12
NIP 1703	REFUSE TRUCK	93 HRS	14888.00	643.78	2622.00	459.83	-	-	795.00	191.38
BD 37 YY ZN	ISUZU TRUCK TIPPER	-	-	-	7431.88	-	460.00	-	-	165.00
BD 37 SN ZN	TRACTOR	5380	4283.15	188.52	-	-	-	-	-	159.54
BD 37 TF ZN	REFUSE TRUCK	-	-	-	-	-	-	-	-	149.00
BD 37 YB ZN	D/C ISUZU	1210	4570.51	195.59	908.50	--	-	29.00	-	179.70
BD 37 NN ZN	S/C ISUZU	2822	3046.69	131.64	908.50	-	-	-	-	164.50
BD 37 PD ZN	S/C ISUZU	-	-	-	908.50	-	-	-	-	154.12
BD 37 NV ZN	D/C ISUZU	-	-	-	908.50	-	-	-	-	154.12
BD 37 YL ZN	D/C ISUZU	-	-	-	-	-	-	-	-	149.00
BD 37 YH ZN	D/C ISUZU	2920	1643.27	70.58	908.50	-	-	-	-	159.32
NIP 2398	UD TRUCK TIPPER	-	-	-	-	-	-	-	-	149.00
NIP 2399	UD TRUCK TIPPER	662	6659.55	281.35	-	-	-	-	-	154.84
NIP 2400	UD TRUCK WATER TANK	1503	15200.44	654.40	-	-	-	-	-	165.93
NIP 2402	UD TRUCK LOWBED	585	6500.29	279.22	-	-	-	100.00	-	164.84
NIP 2641	GRADER	302 HRS	5296.22	238.78	-	-	-	-	-	154.67
BF 22 VG ZN	ISUZU TRUCK	-	-	-	-	-	-	-	-	149.00
BF 22 VN ZN	ISUZU TRUCK	-	-	-	-	-	-	-	-	149.00
NIP 2940	S/C ISUZU	1814	3584.64	158.48	-	-	2988.34	-	-	169.83

NIP 2941	S/C ISUZU																			
NIP 2956	ROLLER		-	-																149.00
NIP 2964	UD TRUCK SKIP		3171	24039.51	1033.02	-	-									18297.07	-	-		184.37
NIP 2967	ISUZU REFUSE TRUCK		691	13031.75	558.03	-	-													160.65
NIP 2982	TRACTOR		110 HRS	8605.17	374.21	-	-													180.09
NIP 2983	TRACTOR		-	-	-	-	-													235.10

COMMUNITY SERVICES DEPARTMENT

VEHICLES	MAKE & MODEL	DISTANCE/ KM	FUEL COSTS	FUEL IN LITRES	REPAIRS	SERVICE	TYRES	TOLL	OIL	FEEES
BD 37 RD ZN	D/C ISUZU	742	3414.90	149.33	-	-	-	-	-	159.43
BD 37 RF ZN	CHEV CRUZE	-	-	-	-	-	-	-	-	149.00
NIP 1427	S/C ISUZU	4473	12687.48	549.26	-	-	7082.80	-	-	196.51
BD 37 LH ZN	S/C TOYOTA	4113	3757.19	162.60	-	908.50	-	-	-	169.59
NIP 2065	S/C TOYOTA	1613	6059.45	259.95	-	-	-	-	-	174.77
BD 37 RG ZN	S/C ISUZU	-	-	-	-	-	-	-	-	149.00
BD 37 PY ZN	COROLLA	3320	7784.57	341.61	908.50	-	92.00	14.50	-	210.12
BD 37 RL ZN	AVANZA	3813	1665.73	73.06	908.50	-	-	-	-	164.33
BD 37 WT ZN	D/C NISSAN	2517	2804.70	120.47	908.50	-	-	-	-	164.47
BD 37 WP ZN	D/C NISSAN	1835	3715.28	157.94	8321.19	8384.83	13018.00	-	-	188.24
NIP 2357	D/C ISUZU	1516	3092.41	130.66	-	-	14812.00	29.00	-	176.27
BD37 XS ZN	UD TRUCK ANIMAL TRUCK	-	-	-	-	-	-	-	-	149.00
BD 37 YR ZN	ISUZU FIRE TRUCK	-	-	-	23198.88	207.00	-	-	-	161.97
NIP 2915	D/C ISUZU	4221	10141.41	435.80	6280.55	4353.91	-	-	-	201.63
NIP 2917	D/C ISUZU	5768	15192.41	646.39	-	-	-	594.00	135.00	251.02
NIP 2922	E/C ISUZU	2535	7292.90	310.76	6868.95	1362.75	-	-	-	205.98
NIP 2923	D/C ISUZU	4171	10774.57	456.98	10521.35	5515.45	208.00	-	-	207.43
NIP 2939	S/C ISUZU	-	-	-	-	-	-	-	-	149.00
NIP 2954	D/C ISUZU	-	-	-	-	-	-	-	-	149.25
NIP 2955	D/C ISUZU	2437	5438.05	235.10	-	9049.35	-	-	-	180.84
NIP 3027	S/C ISUZU	5085	11472.74	495.71	1265.00	3018.53	92.00	-	55.00	206.02

CORPORATE SERVICES DEPARTMENT

VEHICLES	MAKE & MODEL	DISTANCE/ KM	FUEL COSTS	FUEL IN LITRES	REPAIRS	SERVICE	TYRES	TOLL	OIL	FEEES
BD 37 RY ZN	S/C ISUZU	744	3222.76	138.43	908.50	-	-	-	-	164.52
BD 37 SD ZN	CHEV CRUZE	5264	4865.95	214.11	908.50	-	-	29.00	-	189.74
NIP 2337	COROLLA	4320	8262.76	367.59	6256.99	5824.65	345.00	29.00	80.00	236.84
NIP 3059	D/C TOYOTA	3636	8473.47	367.21	-	-	-	14.50	-	190.08

EXECUTIVE AND COUNCIL

VEHICLES	MAKE & MODEL	DISTANCE/ KM	FUEL COSTS	FUEL IN LITRES	REPAIRS	SERVICE	TYRES	TOLL	OIL	FEEES
BD 37 NF ZN	AVANZA	3635	2205.37	96.81	908.50	-	-	-	-	169.39
NIP 2348	VW BUS	-	-	-	-	-	-	-	-	149.00

BUDGET AND TREASURY OFFICE

VEHICLES	MAKE & MODEL	DISTANCE/ KM	FUEL COSTS	FUEL IN LITRES	REPAIRS	SERVICE	TYRES	TOLL	OIL	FEEES
BD 37 MZ ZN	AVANZA	2063	1638.75	71.90	908.50	-	-	-	-	164.32
BD 37 SK ZN	S/C ISUZU	2745	3292.57	140.31	908.50	-	-	-	-	164.53
NIP 2642	QUANTUM	4221	11676.01	501.78	-	-	-	87.00	-	225.49
NIP 2686	ROLLBACK	-	-	-	-	-	-	64.00	-	159.01

PLANNING AND DEVELOPMENT SERVICES

VEHICLES	MAKE & MODEL	DISTANC E/KM	FUEL COSTS	FUEL IN LITRES	REPAIRS	SERVICE	TYRES	TOLL	OIL	FEEES
NIP 1362	S/C ISUZU	-	-	-	-	-	3346.40	-	-	154.42
NIP 2342	D/C NISSAN	560	1431.57	61.83	-	-	-	-	-	154.18
NIP 868	D/C TOYOTA	1787	3987.66	168.03	-	-	-	-	-	164.51
NIP 2343	S/C NISSAN	1251	2438.98	107.91	-	-	-	-	-	159.31
BD 37 WM ZN	D/C NISSAN	3469	4158.75	176.67	908.50	-	3575.13	-	-	175.10

TOTAL		589 HRS & 112362 KM	293,783.87		90,028.29	39,084.80	64,316.74	990.00	1,065.00	11,312.50
--------------	--	--------------------------------	-------------------	--	------------------	------------------	------------------	---------------	-----------------	------------------

REPORT ON SUPPLY CHAIN MANAGEMENT FOR THE MONTH ENDED 29 FEBRUARY 2023-DR NKOSAZANA DLAMINI ZUMA MUNICIPALITY

AUTHOR: CHIEF FINANCE OFFICER (File Ref: Budget and Treasury Office)

1st Level : MANCO
2nd Level : Finance Committee
3rd Level : EXCO
4th Level : Council

PURPOSE

To present the Implementation of the Supply chain management policy to the Committee and Council on purchases made by the municipality for the month ended 29 February 2023.

BACK GROUND

The Municipal Finance Management Act No 56, 2003 Chapter 11, the municipal supply chain management Regulation, as published in the Government Gazette on 30 May 2005 and the Supply Chain Management Policy as adopted by Council state that a report must be submitted within ten (10) working days of the end of each month to committees and council, in order to create a transparent image to all processes in the Supply Chain Management Division.

LEGISLATIVE FRAMEWORK

- Constitution of Republic of South Africa, Act No 108 of 1996
- Municipal Finance Management Act, No 56 of 2003 Section 71
- Board Based Black Economic Empowerment Amended Act, 2013 (Act Non.46 of 2013)
- PPPFA Regulations 2000
- Supply Chain Management policy

RANGE OF PROCUMENT

- Direct purchase, up to the transaction value of R 2000,00
- formal written price quotations for procurements of a transaction value above R2 000.00 up to R300 000 (VAT included);
- formal written price quotations for procurements of a transaction value above R30 000.01 up to R300 000 (VAT included);
- Competitive bidding procurements above a transaction value of R300 000,01 (VAT included)

STAFF IMPLICATIONS

- There is no staff implication

BID COMMITTEE SITTINGS

Bid Specification Committee	: 4
Quotation Specification Committee	: 4
Bid Evaluation Committee	: 2
Quotation Evaluation Committee	: 2
Bid Adjudication Committee	: 2

Note: The bid committees are expected to sit at least 4 times a month as per SCM calendar.

FINANCIAL IMPLICATION / EXPENDITURE

○ DEVIATIONS	: R 46 500,00
○ IRREGULAR EXPENDITURE	: R 0.00
○ FRUITLESS AND WASTEFUL EXPENDITURE	: R 0.00
○ UNAUTHORISED EXPENDITURE	: R 0.00
○ ORDERS BELOW R 30 000,00 (ONCEOFF)	: R 105 498,75
○ ORDERS FOR CONTRACTED SERVICES	: R 2 104 809,36
○ AWARDS BETWEEN R 30 000.01 – 300 000,00	: R 98 400,00
○ AWARDS MORE THAN R 300 000.01	: R 152 559,56
○ FUEL ORDERS	: R 3 594,24
○ FUNERAL	: R 15 500,00
○ TRANSVERSAL CONTRACT	: R 1 280 190,54
○ PANELS/ CONTRACTED	: R 1 652 148,91

ANNEXURES

- Annexure "A" – Deviation and Unauthorised, Fruitless and wasteful expenditure
- Annexure "B" – Orders below R 30 000,00 (once off)
- Annexure "C" – Orders for contracted services
- Annexure "D" – Between R 30 000,01 – R 300 000,00
- Annexure "E" – Awards more than R 300 000, 01
- Annexure "F" – Fuel orders
- Annexure "G" – Funeral orders
- Annexure "H" – Transversal Contract
- Annexure "I" - Panel

RECOMMENDATIONS

That Committee and Council note this report

SUMMARY OF ORDERS FOR THE PERIOD OF 29 FEBRUARY 2024 (see Annexure A)

DESCRIPTION	RANGE	AMOUNT
Verbal and Written Quotations	R0.01-R2000	R -
Formal Written Quotations	R 2001-R 30000	R 105 498,75
TOTAL ONCEOFF ORDERS		R 105 498,75
Deviations		R 46 500,00
Irregular Expenditure		R -
Fruitless and wasteful expenditure		R -
Unauthorised expenditure		R -
Contracted Services	Contracted	R 2 104 809,36
Quotation	R 30 000,01-R 300 000,01	R 98 400,00
Bids	Above R300 000,01	R 152 559,56
Petrol Orders		R 3 594,24
Funeral Assistance Orders		R 15 500,00
Transversal Contract		R 1 280 190,54
Panel service providers	Contracted	R 1 652 148,91
TOTAL ORDERS		R 5 353 702,61

ORDERS BELOW R 30 000,00 (ONCEOFF)

ORDERS REPORT FOR THE PERIOD OF 29 FEBRUARY 2024 (Annexure A)			
PETTY CASH AND ORDERS BETWEEN R0.01-R2000			
ORDER NUMBER	COMPANY NAME	DESCRIPTION OF SERVICE/GOODS	AMOUNT
TOTAL ORDERS			R0,00

CASH BOOK

Opening balance as per the Petty Cash Reconciliation

Total Receipts

Total petty cash for the month

=====

=====

Total Payments/ Purchase

=====

=====

Cash & Outstanding vouchers/ Closing balance

Total issued orders

=====

Total payments/Purchases

TOTAL PETTY CASH EXPENSE FOR THE MONTH

WRITTEN QUOTATIONS BETWEEN R2000,01 TO R30 000,00 FOR 30 FEBRUARY 2024 (Annexuer B)			
Order Numbers	Company Name	DESCRIPTION OF SERVICE RENDERED	AMOUNT
9620	Ikhaya Lami Group	groud pooler/ gospel artist in matric awards ceremony at Bulwer Hall	R15 000,00
9621	Sanoluhle trading and projects	provision of sound system with 3 mobile mic for matric awards ceremony	R6 000,00
9623	Olwethu Business Enterprise	Media co-ordination media T.V and print media for matric awards, ILANGA, ISOLEZWE, 1KZNTV, UKHOZIFM	R29 000,00
9622	FANO 2016	Catering for 100 people attending matric awards ceremony	R12 000,00
9618	Xubekile construction and projects	Breakfast and lunch for 2days for 50 people	R18 100,00
1272	BIG DS TRADING AND SOUND	PA sound system with 2 microphones for 12/02/2024 at Bulwer Community Hall	R3 300,00
1340	ASFEZOKUHLE	Catering for Risk management unit that will be hosting the office of the Premier, Cogta & SIU	R9 300,00
1379	SOVANISA PROJECTS	Lunch for EXCO meeting to be held on Thursday, the committee will be discussing portfolio committee report, the meeting is expected to take approximately more than 5 hours. Hot platter X3, Cold platter X2, Cold drink cans X16, paper plates X16, serviettes X16. LUNCH TO BE DELIVERED AT 12 h00	R3 000,00
1386	SOVANISA PROJECTS	Catering of 20 people who will be attending LED and Tourism Forum meeting. Date: 28 February 2024 Time: 10h00 a.m Venue: Bulwer Facility Room Menu: 1. Rice and steam bread 2. Beef curry and roasted chicken 3. 2 Salands 4. 100% Juice NB: Lunch must be at the venue at 12h00 midday	R2 300,00
1385	FANO 2016	Lunch for an EXCO Meeting on 22 February 2024, committee will be discussing portfolio committee reports Therefore the meeting is expected to approximately take more than 5 hours. X3 Hot platter, X2 Cold platter, cold drinks X16, paper plates X16, serviettes x 16	R3 100,00
1395	Mathutha Trading	Repair and maintenance of Municipal sound system.	R4 398,75
TOTAL ORDERS			R105 498,75

DEVIATION
IIREGULAR EXPENDITURE
FRUITLESS AND WASTEFULL EXPENDITURE
UNAUTHORISED EXPENDITURE

N

DEVIATION FOR THE MONTH ENDED- 29 FEBRUARY 2024 (ANNEXURE A)

DATE	ORDER NO.	COMPANY NAME	AMOUNT	DESCRIPTION OF SERVICE	REASON
	9624	Underberg and Himeville Taxi Association	R7 500,00	transporting top 10 to Bulwer hall	1) Impractical to follow the SCM process sole supplier. Taxi operating licenses/permit prohibit outside taxi operators cto run their taxi business within Dr Nkosazana Dlamini Municipality. It is therefore impractical to broaden the market as we could do with other services.
06/02/2024	9619	Bulwer and Donnybrook taxi association	R39 000,00	transporting top 10 to Bulwer hall	1) Impractical to follow the SCM process sole supplier. Taxi operating licenses/permit prohibit outside taxi operators cto run their taxi business within Dr Nkosazana Dlamini Municipality. It is therefore impractical to broaden the market as we could do with other services.
TOTAL ORDERS			R46 500,00		

IRREGULAR EXPENDITURE FOR THE MONTH ENDED- 29 FEBRUARY 2024 (ANNEXURE B)

DATE	ORDER NO	COMPANY NAME	AMOUNT	DESCRIPTION OF SERVICE	REASON
TOTAL ORDERS			R0,00		

FRUITLESS AND WASTEFUL EXPENDITURE FOR THE MONTH ENDED- 29 FEBRUARY 2024

DATE	ORDER NO	COMPANY NAME	AMOUNT	DESCRIPTION OF SERVICE	REASON
			R0,00		

UNAUTHORISED EXPENDITURE FOR THE MONTH ENDED- 28 FEBRUARY 2024 (ANNEXURE G)

DATE	ORDER NO.	COMPANY NAME	AMOUNT	DESCRIPTION OF SERVICE	REASON
			R0,00		

MINOR BREACHES

DATE	ORDER NO.	COMPANY NAME	AMOUNT	SERVICE	REASON
			R0,00		

ORDERS FOR CONTRACTED SERVICES

VERBAL OR WRITTEN QUOTATIONS FOR CONTRACTED SERVICES BETWEEN FOR 29 FEBRUARY 2024			
Order Numbers		DESCRIPTION OF SERVICES RENDERED	AMOUNT
1285	Harvey World Travel	will be attending joint executive steering committee meeting at Ixopo Date: 13 February 2024 @ 14h00 Request for lunch to be served at 13h30 .	R12 400,00
1351	Harvey World Travel	Durban for 25 people on the first three days and 55 people for the last two days. The strategic planning session will be from the 26-01st March 2024.	124875
1352	Harvey World Travel	accommodation for officials attending strategic planning session for 2024/25 draft budget in Durban. Mr NC Vezi, Mr S Chiliza & Mr S Mkhize(Sharing), Mrs NN Vakalisa, Ms N Mntintso, Ms L Mhlophe & Miss SS Mbatha. Check in: 26.02.24, Check out: 01.03.24. Please provide dinner, bed, breakfast	R56 554,00
1362	Harvey World Travel	accommodation bookings for Mrs B Nkandi and Mr W Dlamini attending strategic planning session in Durban. Check in:25 February check out: 01 March 2024. Bed, breakfast, dinner and parking	R14 400,00
1368	Harvey World Travel	accommodation for DTPS Managers: Mr Dlamini and Mr Mazibuko.Check in 26 February 2024, checkout 01 March 2024-Dinner and breakfast -Parking	R14 506,40
1357	Harvey World Travel	accommodation for DTPS Senior Manager attending strategic planning session on 26 Feb 2024 -01 March 2024 in Durban Mrs T Dawe -Check in 26 Feb 2024, checkout 01 March 2024 -Dinner and breakfast Parking	R7 200,00
1338	Harvey World Travel	shuttle for Mr NC Vezi attending National LG Service delivery indaba on the 17-20 March 2024 in Jhb	R1 500,00
1354	Harvey World Travel	accommodation for Mayor PS Msomi and her bodyguards Qinisela Makhathini and Sibukeleni Mbatha attending strategic planning in Durban	R8 340,00
1355	Harvey World Travel	accommodation for DM KA Hadebe and her bodyguards attending strategic planning in Durban, Senzo Phungula and Zamokwakhe Dlamini	R8 340,00
1306	Ayanda Mbanga	advert for 2023/2024 Mid-Year Budget and Performance Assessment Report to be published on local newspaper.	1767,78
1361	Harvey World Travel	Media Stakeholder Engagement Programme in Durban. Check in: 28.02.24, Check out: 01.03.24.Please provide dinner, bed, breakfast & parking	R3 600,00
1339	Harvey World Travel	for the provision of accommodation for Ms. Sithembile Radebe from the Auxilliary Unit, in Corporate Department.	R4 800,00
1343	Harvey World Travel	accommodation for Ms Nomzamo Mnxadi attending Registry Management Course Training at Kostad:Check in- 20 February 2024 Checkout- 23 February 2024,Please provide breakfast, lunch, supper, bed and parking.	R4 800,00
1353	Harvey World Travel	accommodation for CFO Attending strategic planning session for 2024/25 draft budget and IDP in Durban. From 26/02 to 01/03/2024	R7 200,00
1356	Harvey World Travel	Accommodation for Mr. N Wela; Ms. N Khuboni & Ms. N Holiwe attending strategic Planning Session in Durban from 26/02/2024 to 01/03/2024	R21 600,00
1367	Harvey World Travel	accommodation for the Town Planning Technician, Mr S Gwala, attending strategic planning session.Date: 26 February 2024 to 01 March 2024.Venue: Durban-Dinner and breakfast -Parking	R7 253,20

1366	Harvey World Travel	accommodation for Mr SV Mngadi and Mr ZL Dlamini and Ms J Radebe attending strategic planning session In:26/02/2024, Out: 01/03/2024, dinner,bed,breakfast and parking	R21 600,00
1363	Harvey World Travel	accommodation for Gugulethu Nsimbi & Fezeka Zulu (sharing) who will be attending Municipal Media engagement programme in Dbn. Check in:28.02.2024, Check out: 01.03.2024. Please provide dinner, breakfast & praking.	R4 700,00
1393	Harvey World Travel	accommodation for Mr NC Vezi attending NSG Coaching & leadersh ip workshop in Dbn. Check in: 04.03.24, Check out: 06.03.2024. Please provide dinner, bed, breakfast & parking.	R3 600,00
1346	Ayanda Mbanga	advertise a Legal Manager position on a provincial newspaper	R7 525,69
1396	Harvey World Travel	accommodation for MM's bodyguards escorting the MM to attend N SG Coaching & leadership workshop in Dbn. Mr S Chiliza & Mr S Mkhize (sharing). Check in: 04.03.2024, Check out: 06.03.2024. Please provide dinner, bed, breakfast & parking.	R5 740,00
1365	Harvey World Travel	Accommodation for Mr. J Sondezi attending strategic planning session in Durban. Check In - 26/02/2024 Check out - 01/03/2024	R7 253,20
1373	Harvey World Travel	Accommodation for Corporate Support Services officials : Mr S Ngcobo, Mr S Radebe, Mr B Gumede & Mr T Shabalala attending Strategic planning session in Durban from 26/02/2024 to 01/03/2024	R29 012,80
1372	Harvey World Travel	shuttle for Siphephelo Zondi, Gugulethu Nsimbi & Fezeka Zulu attending Municipal Media Engagement in Dbn	R6 900,00
1363	Harvey World Travel	Council Meeting in Durban. Check in 28/02/2024 Check out 29/02/2024. Provide bed, supper and breakfast.	R1 813,30
1370	Harvey World Travel	accommodation for 24 Councillors, 2 Amakhosi & 6 Officials(2 pair sharing) and the other two are not sharing	R111 082,00
1375	Harvey World Travel	for the provision of Ms. K. Mchunu, Senior Manager of the Community & Social Services Department attending the Organisational Strategic Planning Session, scheduled as follows; Check In: 26th February 2024 Check Out: 1st March 2024	R7 253,20
1376	Harvey World Travel	Mchunu, Senior Manager of the Community Services Department, attending the Managers Leadership Skills Training scheduled to be held as follows; Check In: 4th March 2024 Check Out: 6th March 2024	R3 600,00
1383	Harvey World Travel	accommodation for Mrs. B. Nkandi and Mr. WM. Dlamini, attending the Leadership Skills Training for Managers, scheduled to be held as follows; Check In: 4th March 2024 Check Out: 6th March 2024	R7 200,00
1384	Harvey World Travel	accommodation for Mr. SV Mngadi, Mr. ZL Dlamini and Ms J Radebe attending NSG coaching and leadership training in Durban Check in 04/03/2024 Check out: 06/03/2024	R10 800,00
1380	Harvey World Travel	Accommodation for Ms. X Meme la attending BAC Meeting in Durban. Check In - 27/02/2024 Check Out - 28/02/2024 Please provide: Dinner; Bed; Breakfast & Parking	R1 980,00

1417	Harvey World Travel	conference venue including lunch for 40 people who will be attending joint executive committee and budget steering committee schedule to take place at Ixopo 13 February 2024 at 14h00 .	R16 400,00
1381	Harvey World Travel	accommodation for DTPS Managers. 1. Mr J Mazibuko 2. Mr N Dlamini Check in: 04 March 2024 Check out: 06 March 2024	R6 520,00
1394	Harvey World Travel	accommodation for DTPS Senior Manager, Mrs T Dawe attending NSG Coaching and Leadership Training. Check in - 04 March 2024 Check out - 06 March 2024	R3 260,00
1398	Harvey World Travel	Accommodation for Miss X Khumalo attending Skills Development Facilitator Forum in Durban; From 28 February to 01 March 2024	R3 200,00
1423	Harvey World Travel	Accommodation to attend the coaching and leadership training in Durban for Mr N Wela. Check in 04/03/2024 - Check out 06/03/2024. Provide dinner, bed, breakfast and parking	R3 600,00
1424	Harvey World Travel	Accommodation to attend the coaching and leadership training in Durban for Mr P Mtungwa. Check in 04/03/2024 - Check out 06/03/2024. Provide dinner, bed, breakfast and parking	R3 600,00
9612	Harvey World Travel	underberg check in 23/01/2024 check out 26/01/2024	R5 400,00
9625	Harvey World Travel	accommodation for mayor ps Msomi attending municipal leader stakeholders engagement check in 15/02/2024 check out 16/02/2024	R5 400,00
9629	Harvey World Travel	accommodation for CLLR Vusi Mthembu CLLR Sikhumbuzo Mlibeni attending municipal governance check 18/02/2024 check out 23/02/2023	R18 243,80
9613	Harvey World Travel	lunch for a special council meeting to be held on Thursday , the 25th January 2024	R9 800,00
9640	Harvey World Travel	Accommodation for 150 ward Committees sharing attending ward committee training	R821 250,00
9608	Harvey World Travel	accommodation of PS Msomi attending Municipal leaders media stakeholders engagement from 15/02/24 to 16/02/2024	R5 400,00
9641	Harvey World Travel	conference for ward committee members attending ward committee training check in 10/03/2024 check out 15/03/2024	R398 062,50
9642	Harvey World Travel	Accommodation for 06 officials attending ward committee training	R48 900,00
9634	Ayanda Mbanga	Advertisement for 2024/2024 adjustment budget	R6 776,49
9630	Harvey World Travel	accommodation for Mr S Nzimande and Ms C Rowe attending EPWP Meeting check in 18/02/2024 check out 19/02/2024	R3 600,00
1266	Petal Office Trading	Branded of 18 Municipal vehicle	R216 200,00
Totals			R2 104 809,36

**QUOTATION BETWEEN
R 30 000,01 - R 300 000,00**

FORMAL WRITTEN QUOTATIONS BETWEEN R30 000,01 - R 200 000,00 FOR 29 FEBRUARY 2024		
Company Name	DESCRIPTION OF SERVICE RENDERED	AMOUNT
MALITINNE	Training provider to train twenty designers in product for period of fifteen days.	98 400,00
TOTAL		R 98 400.00

AWARDS ABOVE R 300 000,00

9.1 BID ABOVE 200 000,00 AWARDED IN THE PERIOD OF 30 SEPTEMBER 2023

COMPANY NAME	SERVICES RENDERED	AMOUNT	PROCUREMENT PLAN
Nduna Organisation	Renovation of Bulwer Community Service Center	152 559,56	Yes
TOTAL		R 152 559,56	

FUEL ORDERS

17

PETROL ORDERS FOR PERIOD OF 29 FEBRUARY 2024			
ORDER NUMBERS	COMPANY NAME	DESCRIPTION OF SERVICES RENDERED	AMOUNT
1360	Fleetside Trading	Petrol for brushcutters- Bulwer CSC	R 1 797,12
1359	Fleetside Trading	Brushcutters - Creighton Parks and open spaces	R 1 797,12
Total			R 3 594,24

FUNERAL SUPPORT

TRANSVERSAL CONTRACT

PANEL- CONTRACTED

FORMAL WRITTEN QUOTATIONS FOR PANELS (CONTRACTS) FOR THE MONTH OF 29 February 2024			
Order Numbers	Company Name	DESCRIPTION OF SERVICE RENDERED	AMOUNT
9628	Mathutha trading	Constraction of OSS house in ward 13	R 167 106,50
9632	Kembel Trading pty Ltd	Electrical material to replace 32A single phase contractor for electrical water pump	R 3 291,32
9637	Ukwazi Home Developments	Installation of storm water pipes in ward 04,05,06,08,09,10,13 and 14	R 1 055 809,25
1342	KEMBAL TRADING	Service provider to carry out maintenance services and support of standby diesel generator at the x4	R 85 135,25
1382	KEMBAL TRADING	Electrical service provider to replace 32A single phase contractor for electrical water pump at Creighton main offices	R 3 291,32
1301	Double Option	Replace Electrical Water pump at Creighton	R 27 085,28
929	Khuilangwane Trading	Protective clothing for PWBS Staff	R 75 561,90
1436	Double Option	Electrical Maintanance at Kevelear bakery projects	R 109 743,09
1267	Sawuti Trading and Projects	Constraction of OSS house in ward 07	R 125 125,00
		TOTAL	R 1 652 148,91

**FEBRUARY 2024
PROCUREMENT PLAN
PROGRESS REPORT FOR
2023/2024 FINANCIAL YEAR**

SDBIP Ref No	Description of goods / services / Infrastructure project	Date of Submission of Specification / requisition to Demand Management	Contact Person	Contract Duration	Procurement Strategy	SDBIP Target date	Status
OMM 05	Panel of Internal Audit Services Sport Kit Loud hailers	Already submitted	Mrs Z Zuma Miss S Sikhakhane Miss S Sikhakhane	3 years Once off once off	Tender Quotation Quotation		AWARDED AWARDED AWARDED
OMM7	Review of Internal Audit	Jul-23	Mrs Z Zuma	Once off	Tender		ONHOLD
OMM8	Training Programme for Ward Committees Radio/ TV Slots	15-Nov-23 01-Apr-23	Mrs NN Vakalisa Mrs NN Vakalisa	Once off One Year	Tender Tender		AWARDED ADVERTISED
DTPS06	Review of Underberg Precinct Plan	31/05/2023	Mrs T Dawe	9 Months	Quotation from the Panel		PANEL IN PLACE
DTPS07	Training and Skills Empowerment of Emerging Enterprises	31/05/2023	Mrs T Dawe	Maximum 1 month per training	Quotation		INPROGRESS
DTPS08	Material and equipment support	31/05/2023	Mrs T Dawe	Once-off	Tender		AWAITING FOR REQUEST, WAITING FOR BUDGET FROM LED AND EVALUATION STAGE
COMM	Sport Kit (Mayorul Cup)	25-Jul-23	Lindie Zuma		Tender	30/10/2023	EVALUATION STAGE
	Science Kit	25-Jul-23	Wandile Mbanjiwa		Tender	31/12/2023	NEGOTIATION STAGE
	Service Provider for training Youth in Drivers licence	Nov-23	Wandile Mbanjiwa		Contract in place	31/12/2023	CONTRACT IN PLACE
	OSS Houses	Jul-23	Boitwe Nkandi		Tender	30/10/2023	AWARDED
	Furniture and Equipment for Emergency Centre	Jul-23	MW Dlamini	12 Months	Tender	30/10/2023	AWARDED
	Uniform for emergency services	Jul-23	MW Dlamini	12 months	Panel is in place	31/12/2023	PANEL IN PLACE
	Disaster Relief Material	Jul-23	MW Dlamini	12 months	Panel is in place	30/10/2023	PANEL IN PLACE
	Transport Assets(6 Vehicles)	Jul-23	MW Dlamini	Transversal contract	Transversal contract	30/10/2023	AWARDED
	Lightning Conductors	Jul-23	MW Dlamini	3 months	Contract in place	30/09/2023	CONTRACT IN PLACE
	Computer Equipment(computers for Libraries and community staff)	Jul-23	MW Dlamini	3 months	Tender		BID EVALUATION COMMITTEE
	Absorbent and Vehicle wash wax	Jul-23	MW Dlamini	3 months	Quotations	30/09/2023	AS AND WHEN NEEDED
	Promotional Material for Libraries	Jul-23	MW Dlamini	12 months	Quotation	31/07/2023	DELIVERED
	Procurement of Mobile Library	Jul-23	MW Dlamini	12 months	Tender	31/01/2024	AWARDED
	Construction of Animal Shed	Jul-23	MW Dlamini	12 months	Tender	30/09/2023	STILL ON DESIGN STAGE
	Animal Pound Plant Equipment(gates for ereighton and himeville)	23-Jul	MW Dlamini	12 months	Quotation		AWAITING FOR REQUEST
	DLTC DESIGNS	Jul-23	MW Dlamini	12 Months	Tender	30/09/2023	AWARDED
	Communication and Information Disaster System	JU2023	MW Dlamini	12 months	Tender	30/10/2023	CANCELLED

Roads Maintenance in Ward 3	09-Jun-23 P Malinwa	6 months	Formal Quotation (Panel)	30-Jun-24	PANEL IN PLACE
Roads Maintenance in Ward 4	09-Jun-23 P Malinwa	6 months	Formal Quotation (Panel)	30-Jun-24	PANEL IN PLACE
Roads Maintenance in Ward 5	09-Jun-23 P Malinwa	6 months	Formal Quotation (Panel)	30-Jun-24	PANEL IN PLACE
Roads Maintenance in Ward 6	09-Jun-23 P Malinwa	6 months	Formal Quotation (Panel)	30-Jun-24	PANEL IN PLACE
Roads Maintenance in Ward 7	09-Jun-23 P Malinwa	6 months	Formal Quotation (Panel)	30-Jun-24	PANEL IN PLACE
Roads Maintenance in Ward 8	09-Jun-23 P Malinwa	6 months	Formal Quotation (Panel)	30-Jun-24	PANEL IN PLACE
Roads Maintenance in Ward 9	09-Jun-23 P Malinwa	6 months	Formal Quotation (Panel)	30-Jun-24	PANEL IN PLACE
Roads Maintenance in Ward 10	09-Jun-23 P Malinwa	6 months	Formal Quotation (Panel)	30-Jun-24	PANEL IN PLACE
Roads Maintenance in Ward 11	09-Jun-23 P Malinwa	6 months	Formal Quotation (Panel)	30-Jun-24	PANEL IN PLACE
Roads Maintenance in Ward 12	09-Jun-23 P Malinwa	6 months	Formal Quotation (Panel)	30-Jun-24	PANEL IN PLACE
Roads Maintenance in Ward 13	09-Jun-23 P Malinwa	6 months	Formal Quotation (Panel)	30-Jun-24	PANEL IN PLACE
Roads Maintenance in Ward 14	09-Jun-23 P Malinwa	6 months	Formal Quotation (Panel)	30-Jun-24	PANEL IN PLACE
Roads Maintenance in Ward 15	09-Jun-23 P Malinwa	6 months	Formal Quotation (Panel)	30-Jun-24	PANEL IN PLACE
General Expenses (Materials and Supplies- Plastic Bags)	Contract in process Ndeu L	36 Months	Formal Quotation (Panel)	30-Jun-24	PANEL IN PLACE
Investigation and Design of Creighton Storm water	12-Apr-23 N Basi	6 months	Formal Quotation (Panel)	30-Jun-24	PANEL IN PLACE
Outsourced Services:Cleaning Services	Contract in process C Dlamini	36 Months		30-Jun-24	AWARDED
Outsourced Services:Clearing and Grass Cutting Services (Cutting of Trees)	Contract in process C Dlamini and B Dlamini	36 Months		30-Jun-24	PANEL IN PLACE
Outsourced Services:Sewerage Services	Contract in process C Dlamini	36 Months		30-Jun-24	RE-ADVERTISED
Infrastructure and Planning:Geoinformatic Services (Transport Plan)	01-Jun-23 Z Dlamini	9 months	Formal Quotation (Panel)	30-Jun-24	PANEL IN PLACE
Contractors:Gardening Services	on going C Dlamini and B Dlamini	on going	Quotation	30-Jun-24	PANEL IN PLACE
Inventory Consumed:Materials and Supplies	on going C Dlamini and B Dlamini	on going	Quotation	30-Jun-24	READVERTISED
Operational Cost:Signage	15-Jun-23 L Blose	Once off	Quotation	30-Jun-24	AS AND WHEN NEEDED
Uniform and Protective Clothing	Panel in Place C Dlamini	36 Months	Quotation	30-Jun-24	AWARDED
5 laptops	24-Apr-23 Penny	Once off	Competitive Bidding	30-Dec-23	PANEL IN PLACE
BIG SHREDDER	24-Apr-23 Penny	Once off	Quotation		AWARDED
Branding of vehicles	01-Apr-23 Malibongwe	contract in place	Contract in place		AWARDED
Training for Rollback	01-Apr-23 Malibongwe	Once off	Quotation		CONTRACT IN PLACE
ASSETS AND FLEET VEHICLE DC	01-Apr-23 Malibongwe	on going	transversal contract		AWAITING FOR REQUEST
Construction of car wash in Creighton	01-Apr-23 Malibongwe	once off	Competitive Bidding		AWARDED
Park Home	01/2023 Penny	once off	Competitive Bidding		DESIGNS HAVE BEEN AWARDED
Office furniture and equipment	01-Apr-23 Penny	once off	Competitive Bidding		EVALUATION STAGE
Computer equipment	01-Apr-23 Penny	once off	Competitive Bidding		AWARDED
Verification of Qualification	17-Jun-23 Mr Radebe	On going	Quotation		1 LAPTOP HAS BEEN REQUESTED UNDER ACQUISITION AND NO REQUEST SUBMITTED
Advertising (Staff Recruitment)	17-Jun-23 Mr Radebe	On going	Quotation		AWAITING FOR REQUEST AS AND WHEN NEEDED
OHS Training	17-Jun-23 Mr Radebe	Once off	Quotation		AWARDED
First Aid Training	17-Jun-23 Mr Radebe	Once off	Quotation		AWARDED
Minimum Competency Training	17-Jun-23 Mr Radebe	Once off	Quotation		AWARDED
PWBS Staff Training	17-Jun-23 Mr Radebe	Once off	Quotation		AWAITING FOR CORPORATE VERIFICATION
Finance Staff Training	17-Jun-23 Mr Radebe	Once off	Tender		AWAITING FOR REQUEST
Councillor Staff Training	17-Jun-23 Mr Radebe	Once off	Tender		AWARDED
Development of SOP and HR Policies	17-Jun-23 Mr Radebe	Once off	Quotation		ONHOLD
Staff Wellness	17-Jun-23 Mr Radebe	Once off	Quotation		AWARDED


CORP

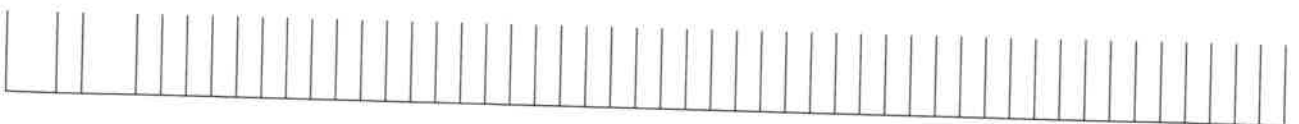
OHS	17-Jun-23	Mr Radebe	Ongoing	Tender	PANEL IN PLACE
Medicals	17-Jun-23	Mr Radebe	Ongoing	Tender	PANEL IN PLACE
Furniture and Equipment	17-Jun-23	Mr Radebe	Ongoing	Tender	AWARDED
Cleaning material	17-Jun-23	Mr S Ntshobane	36 Months (ongoing)	Tender	PANEL IN PLACE
Protective Clothing	17-Jun-23	Mr S Ntshobane	Once off	Tender	PANEL IN PLACE
Printing and Stationery	17-Jun-23	Mr S Ntshobane	36 Months (ongoing)	Tender	PANEL IN PLACE
Installation of Security Cameras	17-Jun-23	Mr S Ntshobane	Once off	Quotations	NEGOTIATION TO TAKE PLACE
Security	30-Mar-23	Mr S Ntshobane	36 Months (ongoing)	Tender	AWARDED
Computer software	17-Jun-23	Mr D.B. Gumede	Ongoing	Tender	AWARDED
Computer Equipment	when there is a need	Mr D.B. Gumede	Ongoing	Ongoing	BID EVALUATION COMMITTEE
Upgrading of Server	17-Jun-23	Mr D.B. Gumede	36 Months (ongoing)	Tender	CONTRACT IN PLACE
Fiber Connection	17-Jun-23	Mr D.B. Gumede	Ongoing	Tender	AWARDED
Anti- Virus	17-Jun-23	Mr D.B. Gumede	contract in place	Contract in place	CONTRACT IN PLACE
Specialised Computer	17-Jun-23	Mr D.B. Gumede	Ongoing	Tender	BID SPECIFICATION COMMITTEE
ICT Strategy	17-Jun-23	Mr D.B. Gumede	Once Off	Tender	READVERTISED

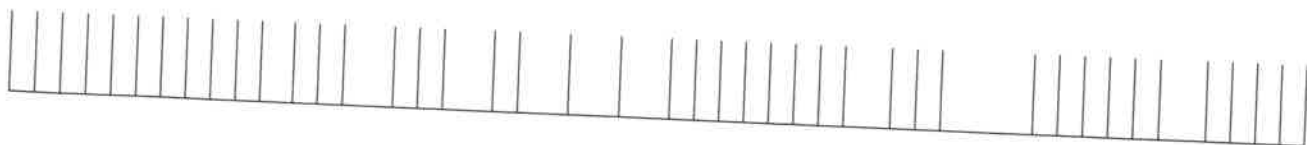
PREPARED BY:
LONDIWE MHLAMVU
SUPPLY CHAIN DEMAND
OFFICE


APPROVED BY:
MISS N HOLIWE
SCM MANAGER

A horizontal bar with vertical lines inside, resembling a barcode or a data visualization. The bar is composed of several vertical lines of varying heights and widths, arranged in a sequence. The overall shape is a long, thin rectangle with a slightly irregular top edge.









MONTHLY REPORT ON CONTRACT MANAGEMENT AS AT 29 FEBRUARY 2024

AUTHOUR: Chief Financial Officer

(File Ref): Finance Department
1st Level: MANCO
2nd Level: Finance Committee
3rd Level: EXCO
4th Level: Council

PURPOSE

The purpose of this report is to comply with section 116 of the Municipal Finance Management Act No. 56 of 2003 (MFMA) and the requirements as promulgated in the Contract Management Framework.

STRATEGIC OBJECTIVE

To ensure good governance, financial viability, and optimal institutional transformation with capacity to execute its mandate.”

LEGISLATIVE FRAMEWORK

In terms of section 116 of the MFMA:

(1) A contract or agreement procured through the supply chain management system of a municipality or municipal entity must-

(a) be in writing;

(b) stipulate the terms and conditions of the contract or agreement, which must include provisions providing for-

(i) the termination of the contract or agreement in the case of non- or under- performance

(ii) dispute resolution mechanisms to settle disputes between the parties;

(iii) a periodic review of the contract or agreement once every three years in the case of a contract or agreement for longer than three years; and

(iv) any other matters that may be prescribed.

(2) The accounting officer of a municipality or municipal entity must-

(a) take all reasonable steps to ensure that a contract or agreement procured through the supply chain management policy of the municipality or municipal entity is properly enforced.

(b) monitor on a monthly basis the performance of the contractor under the contract or agreement.

RECOMMENDATIONS

It is hereby recommended;

That in compliance with Section 116 of the MFMA Act 56 of 2003 and Contract Management Framework, the report be noted by Council Committees.

SOFT PROJECTS CONTRACT MANAGEMENT REPORT AS AT 29 FEBRUARY 2024

NAME OF BIDDER	PROJECT/SERVICE	DEPARTMENT	CONTRACT VALUE	PAYMENTS	START DATE	INITIAL END DATE	NEW END DATE	SERVICE PROVIDER PERFORMANCE	COMMENTS
MC NTSHALINTSHALI ATTORNEYS	PROVISION FOR PANEL OF ATTORNEYS	BUDGET & TREASURY OFFICE	BASED ON APPROVED RATE OF R1200	R 1 351 194,16	01/10/2019	30/09/2022	30/04/2024	GOOD	Contract has been extended on a month-to-month basis until they finish the court cases that they have already started
MATTHEW FRANCIS INC	PROVISION FOR PANEL OF ATTORNEYS	BUDGET & TREASURY OFFICE	BASED ON APPROVED RATE OF R1200	R 1 330 134,21	01/10/2019	30/09/2022	30/04/2024	GOOD	Contract has been extended on a month-to-month basis until they finish the court cases that they have already started
LUTHULI SITHOLE INCORPORATION	PROVISION FOR PANEL OF ATTORNEYS	BUDGET & TREASURY OFFICE	BASED ON APPROVED RATE OF R1200	R 109 333,09	01/10/2019	30/09/2022	30/04/2024	GOOD	Contract has been extended on a month-to-month basis until they finish the court cases that they have already started
IND TOWING AND RECOVERY (PTY) LTD	PANEL OF FIVE SERVICE PROVIDERS TO PROVIDE TOWING SERVICES	COMM	IT IS BASED ON THE APPROVED RATE OF R2 557,50	R 1 736 00	19/05/2021	18/05/2024		GOOD	
BFG MASS APPRAISALS	GENERAL VALUATION AND PREPARATION OF VALUATION ROLL FOR IMPLEMENTATION 1 JULY 2022	BUDGET & TREASURY OFFICE	R 1 802 595,00	R 1 424 769,64	26/09/2021	30/06/2027		GOOD	
ISIBUKO DEVELOPMENT PLANNERS	PANEL OF 6 TOWN PLANNING CONSULTANTS TO PROVIDE TOWN PLANNING SERVICES	PWBS	IT IS BASED ON THE RATE PER HOUR OF R 6957,50 FOR ALL DIFFERENT DISCRPTION	R 666 950,77	01/07/2021	30/06/2024		GOOD	
ZIPHELELE PLANNING AND ENVIRONMENTAL CONSULTANCY	PANEL OF 6 TOWN PLANNING CONSULTANTS TO PROVIDE TOWN PLANNING SERVICES	PWBS	IT IS BASED ON THE RATE PER HOUR OF R 9 922,50 FOR ALL DIFFERENT DISCRPTION	R 2 934 868,52	2021/01/07	30/06/2024		GOOD	
AYANDA MBANGA COMMUNICATIONS	PROVISION OF ADVERTISING SERVICES	CORPORATE SERVICES	IT IS BASED ON THE APPROVED RATE OF R3 465,09	R 1 355 001,35	01/07/2021	30/06/2024		GOOD	
RUSBRO ENGINEERING WORKS (PTY) LTD	COMMUNITY & SOCIAL SERVICES	CALIBRATION OF ALCOHOL BREATHALYZERS	R 102 775,50	R 62 100,00	01/08/2021	31/07/2024		GOOD	
MAMADI AND COMPANY SA(PTY) LTD	ENVIRONMENTAL CONSULTANTS TO RENDER PROFESSIONAL ENVIRONMENTAL MANAGEMENT SERVICES FOR DR NDZ MUNICIPALITY	PWBS	IT IS BASED ON THE APPROVED RATE	R 2 013 972,00	21/09/2021	20/09/2024		GOOD	
SINOHYDRO CONSULTANTS (PTY) LTD	ENVIRONMENTAL CONSULTANTS TO RENDER PROFESSIONAL ENVIRONMENTAL MANAGEMENT SERVICES FOR DR NDZ MUNICIPALITY	PWBS	IT IS BASED ON THE APPROVED RATE	R 2 359 306,45	21/09/2021	20/09/2024		GOOD	
KEMBAL TRADING (PTY) LTD	PANEL OF 5 SERVICE PROVIDERS FOR MAINTENANCE AND NEW INSTALLATION OF MUNICIPAL BUILDING ELECTRICAL WORKS	PWBS	IT IS BASED ON THE APPROVED RATE OF R9 427,00 FOR THE ENTIRE 3 YEARS	R 1 785 107,57	27/10/2021	26/10/2024		GOOD	
DOUBLE OPTION INVESTMENTS (PTY) LTD	PANEL OF 5 SERVICE PROVIDERS FOR MAINTENANCE AND NEW INSTALLATION OF MUNICIPAL BUILDING ELECTRICAL WORKS	PWBS	IT IS BASED ON THE APPROVED RATE OF R113 991,32 FOR THE ENTIRE 3 YEARS	R 777 685,69	27/10/2021	26/10/2024		GOOD	
MASIBONSANENSONKE TRADING AND PROJECTS	PANEL OF 3 SERVICE PROVIDERS FOR THE SUPPLY AND DELIVERY OF DISASTER RELIEF MATERIAL	COMM	IT IS BASED ON THE APPROVED RATE OF R9 700,00	R 98 900,00	10/11/2021	09/11/2024		GOOD	
VANMARK RESOURCES (PTY) LTD	SUPPLY AND DELIVERY OF STATIONERY	CORP	IT IS BASED ON THE APPROVED RATE OF R14 766,85 INCLUDING ALL ITEMS	R 336 305,43	29/11/2021	28/11/2024		GOOD	
POWERVISION	ICT SERVICES	CORP	R 564 355,05	R 402 230,95	01/04/2022	31/03/2025		GOOD	

NAME OF BIDDER	PROJECT/SERVICE	DEPARTMENT	CONTRACT VALUE	PAYMENTS	START DATE	INITIAL END DATE	NEW END DATE	SERVICE PROVIDER PERFORMANCE	COMMENTS
POWERVISION	ICT SERVICES PANEL OF FIVE INTERNAL AUDIT (IA) SERVICES PROVIDERS FOR PERIOD OF 3 YEARS (36 MONTHS)	CORP	IT IS BASED ON RATES AS PER APPENDUM	R 232 104 60	01/04/2023	31/03/2026		GOOD	
HTB CONSULTING	PANEL TO SUPPLY AND DELIVERY OF DISASTER RELIEF MATERIAL (MATTRESS AND BLANKETS)	MM	PANEL OF FIVE INTERNAL AUDIT (IA) SERVICES PROVIDERS IT IS BASED ON THE RATES OF: BLANKET Y1:R375, Y2: R380, Y3: 385 SPONGE Y1: R790, Y2: R805, Y3: R810 AND PLASTIC SHEETING Y1: R160, Y2: 165, Y3: R170	R 718 797 60	03/05/2022	30/04/2025		GOOD	
KWAKHAZIMULA PTY LTD	PANEL TO SUPPLY AND DELIVERY OF DISASTER RELIEF MATERIAL (MATTRESS AND BLANKETS)	COMM	IT IS BASED ON THE RATES OF: BLANKET Y1:R355, Y2: R375, Y3: R395, Y3: R420 AND PLASTIC SHEETING Y1: R650, Y2: 700, Y3: R750	R 68 700 00	01/07/2022	30/06/2025		GOOD	
MATHUTHA TRADING AND ENTERPRISE	PANEL TO SUPPLY AND DELIVERY OF DISASTER RELIEF MATERIAL (MATTRESS AND BLANKETS)	COMM	IT IS BASED ON THE APPROVED RATE OF R18,67	R 37 050 00	01/07/2022	30/06/2025		GOOD	
CAB HOLDINGS	PROVISION OF PRING AND POSTING STATEMENTS OF ACCOUNTS	BTO	IT IS BASED ON THE APPROVED RATE OF R2 950,00	R 400 570 81	01/08/2022	31/07/2025		GOOD	
NOZULU FUNERAL MANAGEMENT	PANEL OF FUNERAL PARLOURS	MM	IT IS BASE ON THE APPROVED RATE OF R16 200,00	R 66 500 00	26/07/2022	26/07/2025		GOOD	
AMANDABA FUNERAL SERVICES	PANEL OF FUNERAL PARLOURS	MM		R 190 700 00	26/07/2022	25/07/2025		GOOD	
KONICA MINOLTA SOUTH AFRICA	SUPPLY, INSTALLATION AND MAINTENANCE OF PRINTING/PHOTOCOPIING MACHINES	CORPORATE SERVICES	1 029 142 44	R 376 764 94	15/09/2022	14/09/2025		GOOD	
TOTAL COMPUTER SERVICE (PTY) LTD	INSTALLATION, SUPPLY AND MAINTENANCE OF TRAFFIC CONTRAVENTION MANAGEMENT SYSTEM	COMM		R 58 765 00	01/09/2022	31/08/2025		GOOD	
TRADEWIND MAINTANANCE(PTY) LTD	SUPPLY, DELIVERY AND INSTALLATION OF LIGHTNING CONDUCTORS	COMMUNITY & SOCIAL SERVICES	It is based on the following rates: year one R6 175, year two R6 750 and year three R6 325	R 207 000 00	03/10/2022	03/10/2025		GOOD	
EARLYWORKS 266 T/A NASHUA	PROVISION OF TELEPHONES	CORPORATE SERVICES		R 512 344 64	01/12/2022	30/11/2025		GOOD	
ABENKANYEZI CONSTRUCTION AND KITCHEN CC	PROVISION OF DRIVERS LICENCE TRAINING FOR A PERIOD OF 3 YEARS	COMM	IT IS BASED ON THE APPROVED	R 243 000 00	01/03/2023	28/02/2026		GOOD	
AUMSOFT TECHNOLOGY PTY LTD	SUPPLY INSTALLATION OF ANTIMIRUS SOFTWARE FOR 200 USERS FOR A PERIOD OF 3 YEARS	CORPORATE SERVICES	302 735 18	R 190 434 68	10/02/2023	09/02/2026		GOOD	
NTSHENGULA TRADING ENTERPRISE	SUPPLY AND DELIVERY OF GIFT VOUCHERS FOR BACK TO SCHOOL UNIFORM FOR PERIOD OF YEAR CONTRACT	COMM	It is based on the approved rate for R550 each voucher	R 150 346 00	23/01/2023	23/01/2026		GOOD	
BLUE CYCLE TRADING SERVICES	DEVELOPMENT OF MUNICIPAL BUSINESS CONTINUITY PLAN(BCP)	MM		R 713 000 00	13/02/2023	12/02/2026		GOOD	Phase one of the project is 100% complete and the overall is 40% complete
MOBILE TELEPHONE NETWORK	PROVISION OF INTERNET SERVICES	CORPORATE SERVICES	R 2 089 455 40	R 449 237 79	16/02/2023	15/02/2026		GOOD	
PETAL OFFICE TRADING	PROVISION OF VEHICLE BRANDING	BTO	IT IS BASED ON THE APPROVED RATE OF R39 500,00 FOR DIFFERENT VEHICLES	R 284 975 00	01/03/2023	28/02/2026		GOOD	
EMAKOZENI TRADING ENTERPRISE CC T/A HARVEY WORLD TRAVEL	PROVISION OF TRAVEL AGENT SERVICES	CORPORATE SERVICES	IT IS BASED ON THE APPROVED RATE OF R415 INCLUDING ALL ITEMS	R 3 198 350 82	01/03/2023	28/02/2026		GOOD	


NAME OF BIDDER	PROJECT/SERVICE	DEPARTMENT	CONTRACT VALUE	PAYMENTS	START DATE	INITIAL END DATE	NEW END DATE	SERVICE PROVIDER PERFORMANCE	COMMENTS
KHULANGWANE TRADING PTY LTD	PANEL OF SERVICE PROVIDERS TO SUPPLY AND DELIVERY OF PWBS PROTECTIVE CLOTHING	PWBS	IT IS BASED ON THE APPROVED RATE OF R2 616,92 INCLUDING ALL ITEMS	R 421 139,74	15/03/2023	15/03/2025		GOOD	
NATHISWELLE PTY LTD	PANEL OF SERVICE PROVIDERS TO SUPPLY AND DELIVERY OF PWBS PROTECTIVE CLOTHING	PWBS	IT IS BASED ON THE APPROVED RATE OF R49 989,50 INCLUDING ALL ITEMS	R 207 545,00	15/03/2023	15/03/2026		GOOD	
NOMZAMEMHLE TRADING (PTY) LTD	PANEL OF SERVICE PROVIDERS TO SUPPLY AND DELIVERY OF PWBS PROTECTIVE CLOTHING	PWBS	IT IS BASED ON THE APPROVED RATE OF R44 503,64 INCLUDING ALL ITEMS	R -	15/03/2023	15/03/2026		GOOD	
KWAKHAZIMULA PTY LTD	PANEL OF SERVICE PROVIDERS TO SUPPLY AND DELIVERY OF PWBS PROTECTIVE CLOTHING	PWBS	IT IS BASED ON THE APPROVED RATE OF R50 243 INCLUDING ALL ITEMS	R 270 690,00	15/03/2023	15/03/2026		GOOD	
BSK HEALTH SERVICE PTY LTD	PANEL OF OCCUPATIONAL HEALTH PROFESSIONALS	CORPORATE SERVICES	IT IS BASED ON THE APPROVED RATES AS BIDED	R -	02/05/2023	30/04/2026		GOOD	
DR L.G NEMUKONGWE INCORPORATED	PANEL OF OCCUPATIONAL HEALTH PROFESSIONALS	CORPORATE SERVICES	IT IS BASED ON THE APPROVED RATES AS BIDED	R 21 789,50	02/05/2023	30/04/2026		GOOD	
DR MTIMKHULU EZM INC	PANEL OF OCCUPATIONAL HEALTH PROFESSIONALS	CORPORATE SERVICES	IT IS BASED ON THE APPROVED RATES AS BIDED	R 7 457,00	02/05/2023	30/04/2026		GOOD	
NNY TRADING	PANEL OF OCCUPATIONAL HEALTH PROFESSIONALS	CORPORATE SERVICES	IT IS BASED ON THE APPROVED RATES AS BIDED	R -	02/05/2023	30/04/2026		GOOD	
UNDERBERG FOREST AND GARDEN	REPAIRS AND MAINTENANCE OF SMALL PLANT AND EQUIPMENT	PWBS	IT IS BASED ON THE APPROVED RATE OF R3 392,50 INCLUDING ALL DIFFERANT ITEMS	R 158 438,03	25/05/2023	25/05/2026		GOOD	
LUVOLABASHA PTY LTD.	PANEL TO SUPPLY AND DELIVERY OF REFUSE BAGS	PWBS	IT IS BASED ON THE APPROVED RATE OF R2 025 INCLUDING TRANSPORT	R -	19/06/2023	18/06/2026		N/A	
CHAMPION CIVILS	PANEL TO SUPPLY AND DELIVERY OF REFUSE BAGS	PWBS	IT IS BASED ON THE APPROVED RATE OF R2 009,60 INCLUDING TRANSPORT	R -	19/06/2023	18/06/2026		N/A	
SHEMUNTU AND SONS (PTY) LTD	PANEL TO SUPPLY AND DELIVERY OF REFUSE BAGS	PWBS	IT IS BASED ON THE APPROVED RATE OF R998,15 INCLUDING TRANSPORT	R 249 320,00	19/06/2023	18/06/2026		GOOD	
ONKAMALANGA TRADING	PANEL TO SUPPLY AND DELIVERY OF STATIONERY	CORPORATE SERVICES	IT IS BASED ON THE APPROVED RATES AS BIDED	R 348 520,00	01/07/2023	30/06/2026		GOOD	
MATHUTHA TRADING ENTERPRISE (PTY) LTD	PANEL TO SUPPLY AND DELIVERY OF STATIONERY	CORPORATE SERVICES	IT IS BASED ON THE APPROVED RATES AS BIDED	R 56 350,00	01/07/2023	30/06/2026		GOOD	
SHEMUNTU AND SONS (PTY) LTD	PANEL TO SUPPLY AND DELIVERY OF CLEANING MATERIAL	CORPORATE SERVICES	IT IS BASED ON THE APPROVED RATES AS BIDED	R 124 353,64	01/07/2023	30/06/2026		GOOD	
MATHUTHA TRADING ENTERPRISE (PTY) LTD	PANEL TO SUPPLY AND DELIVERY OF CLEANING MATERIAL	CORPORATE SERVICES	IT IS BASED ON THE APPROVED RATES AS BIDED	R 40 192,50	01/07/2023	30/06/2026		GOOD	
BLUECLOUD IT SOLUTIONS	SUPPLY AND DELIVERY OF ADOBE ACROBAT BC PRO VOLUME LICENCE	CORPORATE SERVICES	R 1 143 527,98	R 438 352,39	25/08/2023	25/08/2026		GOOD	
ENVIROSERVE WASTE MANAGEMENT (PTY) LTD	REMOVAL OF WASTE FROM HIMEVILLE TRANSFER STATION	PWBS	IT IS BASE ON THE APPROVED RATE OF R37 504,62 FOR RENTAL AND TRANSPORTATION	R 692 603,57	16/10/2023	16/10/2026		GOOD	
AQUA TRANSPORT & PLANT HIRE	PANEL OF 3 SERVICE PROVIDERS TO PROVIDE HONEY SUCKING AND HIGH WATER PRESSURE JETTING SERVICES	PWBS	IT IS BASED ON THE APPROVED REATE OF R22 300 FOR HONEY SUCKING AND JETTING CLEANING	R -	17/10/2023	17/10/2026		N/A	
SHEMUNTU AND SONS	PANEL OF 3 SERVICE PROVIDERS TO PROVIDE HONEY SUCKING AND HIGH WATER PRESSURE JETTING SERVICES	PWBS	IT IS BASED ON THE APPROVED REATE OF R11 879,50 FOR HONEY SUCKING AND JETTING CLEANING	R 120 750,00	17/10/2023	17/10/2026		GOOD	
EKEKE INVESTMENTS CC	PANEL OF 3 SERVICE PROVIDERS TO PROVIDE HONEY SUCKING AND HIGH WATER PRESSURE JETTING SERVICES	PWBS	IT IS BASED ON THE APPROVED REATE OF R34 629 FOR HONEY SUCKING AND JETTING CLEANING	R -	17/10/2023	17/10/2026		N/A	


NAME OF BIDDER	PROJECT/SERVICE	DEPARTMENT	CONTRACT VALUE	PAYMENTS	START DATE	INITIAL END DATE	NEW END DATE	SERVICE PROVIDER PERFORMANCE	COMMENTS
AQUA TRANSPORT & PLANT HIRE	PANEL OF 3 SERVICE PROVIDERS TO PROVIDE HONEY SUCKING AND HIGH WATER PRESSURE JETTING SERVICES	PWBS	IT IS BASED ON THE APPROVED REATE OF R22 300 FOR HONEY SUCKING AND JETTING CLEANING	R	17/10/2023	17/10/2026		N/A	
SHEMUNTU AND SONS	PANEL OF 3 SERVICE PROVIDERS TO PROVIDE HONEY SUCKING AND HIGH WATER PRESSURE JETTING SERVICES	PWBS	IT IS BASED ON THE APPROVED REATE OF R11 879.50 FOR HONEY SUCKING AND JETTING CLEANING	R	17/10/2023	17/10/2026		GOOD	
EKENE INVESTMENTS CC	PANEL OF 3 SERVICE PROVIDERS TO PROVIDE HONEY SUCKING AND HIGH WATER PRESSURE JETTING SERVICES	PWBS	IT IS BASED ON THE APPROVED REATE OF R34 629 FOR HONEY SUCKING AND JETTING CLEANING	R	17/10/2023	17/10/2026		N/A	
BUHLEBEZWE TRADING (PTY) LTD	RENOVATION OF KILMON SPORTFIELD	PWBS	R	452 595.00	31/10/2023	31/01/2024	31/03/2024	GOOD	Contract has been extended due to additional work
KFC ENGINEERS & INDUSTRIAL SUPPLIES	SUPPLY AND DELIVERY OF CONCRETE STORM WATER PIPES.	PWBS	R	378 637.50	08/12/2023	2024/12/02		GOOD	Project is completed
MATHUTHA TRADING ENTERPRISE (PTY) LTD	RENOVATION OF KWAPITELA SPORTFIELD	PWBS	R	503 445.39	05/12/2023	05/03/2024		GOOD	
LANREG (PTY) LTD	RENOVATION OF CREIGHTON POUND	PWBS	R	196 900.00	05/12/2023	05/03/2024		GOOD	
DLAKADLA TRADING AND PROJECT (PTY) LTD	RENOVATION OF CREIGHTON FLATS	PWBS	R	222 167.00	05/12/2023	05/03/2024		GOOD	Project is practical completed
MHLONGO TRANSCOIN SECURITY	PROVISION OF SECURITY SERVICES AND VIP PROTECTION FOR A PERIOD OF 36 MONTHS	CORPORATE SERVICES	R	57 386 285.00	03/01/2024	03/01/2027		GOOD	
ZIZIVANE CONSTRUCTION	RENOVATION AND MAINTENANCE OF UNDERBERG LIBRARY	PWBS	R	229 305.35	01/02/2024	30/04/2024		N/A	

HARD AND CAPITAL PROJECT CONTRACT MANAGEMENT REPORT AS AT 29 FEBRUARY 2024

NAME OF BIDDER	PROJECT/SERVICE	DEPARTMENT	CONTRACT VALUE	PAYMENTS	START DATE	INITIAL END DATE	NEW END DATE	SERVICE PROVIDER PERFORMANCE	COMMENTS
(GODA PROJECTS (PTY) LTD	A PANEL OF 4 (FOUR) ELECTRICAL SERVICE PROVIDERS TO DESIGN AND IMPLEMENT ELECTRIFICATION PROJECTS FOR A PERIOD OF 3 YEARS IN PHASES USING TURNKEY STRATEGY	PWBS	IT IS BASED ON THE APPROVED RATE	R 15 454 280,82	13/09/2021	12/09/2024		GOOD	
SPLENDA NKOVENI ELECTRICAL JV	A PANEL OF 4 (FOUR) ELECTRICAL SERVICE PROVIDERS TO DESIGN AND IMPLEMENT ELECTRIFICATION PROJECTS FOR A PERIOD OF 3 YEARS IN PHASES USING TURNKEY STRATEGY	PWBS	IT IS BASED ON THE APPROVED RATE	R 14 524 013,31	13/08/2021	12/09/2024		GOOD	
TPA CONSULTING CC	PANEL OF 5 SERVICE PROVIDERS FOR THE PROJECT MANAGEMENT OF CAPITAL PROJECTS	PWBS	IT IS BASED ON THE APPROVED RATE OF 11% FOR THE WHOLE PERIOD	R 1 059 314,68	12/10/2021	11/10/2024		GOOD	
FMA ENGINEERS PTY LTD	PANEL OF 5 SERVICE PROVIDERS FOR THE PROJECT MANAGEMENT OF CAPITAL PROJECTS	PWBS	IT IS BASED ON THE APPROVED RATE OF 8% IN YEAR 1, 10% IN YEAR 2 AND YEAR 3.	R 1 832 671,55	12/10/2021	11/10/2024		GOOD	
MASAKHEKULUNGE PROJECT MANAGERS AND CONSULTANTS	PANEL OF 5 SERVICE PROVIDERS FOR THE PROJECT MANAGEMENT OF CAPITAL PROJECTS	PWBS	IT IS BASED ON THE APPROVED RATE OF 12% FOR THE WHOLE PERIOD	R 2 191 708,82	12/10/2021	11/10/2024		GOOD	
SHARDESH SEWLAL AND ASSOCIATES CC	PANEL OF 5 SERVICE PROVIDERS FOR THE PROJECT MANAGEMENT OF CAPITAL PROJECTS	PWBS	IT IS BASED ON THE APPROVED RATE OF 8,5% FOR THE WHOLE PERIOD	R 2 005 804,57	12/10/2021	11/10/2024		GOOD	
TUNUNU J TRADING	MAINTANANCE AND NEW INSTALLATION OF AIR CONDITIONERS FOR A PERIOD OF ONE YEAR	PWBS	It is based on the rate of R807	R 1 495 552,51	16/11/2022	16/11/2023	17/02/2023	GOOD	Contract has expired
UKWAZI HOME DEVELOPMENT PROJECTS CC	CREIGHTON SPORTS CENTRE/PHASE2/CONSTRUCTION OF ARTIFICIAL TURF GRASS	PWBS	R 15 369 393,30	R 9 608 413,02	14/02/2023	14/08/2023	27/03/2024	GOOD	Overall Project completion is 80%
MBOVA CONSTRUCTION	PANEL OF SERVICE PROVIDERS FOR HIRE OF CONSTRUCTION PLANT TO SERVICE THE MUNICIPALITY	PWBS	IT IS BASED ON THE APPROVED RATE OF R 95 243,00 INCLUDING ALL ITEMS	R 1 563 764,25	13/02/2023	12/02/2028		GOOD	
AQUA TRANSPORT & PLANT HIRE PTY LTD	PANEL OF SERVICE PROVIDERS FOR HIRE OF CONSTRUCTION PLANT TO SERVICE THE MUNICIPALITY	PWBS	IT IS BASED ON THE APPROVED RATE OF R 128 884,45 INCLUDING ALL ITEMS	R 372 205,21	13/02/2023	12/02/2026		GOOD	
UKWAZI HOME DEVELOPMENT PROJECTS	PANEL OF SERVICE PROVIDERS FOR HIRE OF CONSTRUCTION PLANT TO SERVICE THE MUNICIPALITY	PWBS	IT IS BASED ON THE APPROVED RATE OF R 49 616,75 INCLUDING ALL ITEMS	R 852 500,00	13/02/2024	12/02/2028		GOOD	
COMAN CONSTRUCTION CC	PANEL OF SERVICE PROVIDERS FOR HIRE OF CONSTRUCTION PLANT TO SERVICE THE MUNICIPALITY	PWBS	IT IS BASED ON THE APPROVED RATE OF R 100 659,50 INCLUDING ALL ITEMS	R 8 208 693,75	13/02/2025	12/02/2026		GOOD	
INGOIKA TRADING	PANEL OF SERVICE PROVIDERS FOR HIRE OF CONSTRUCTION PLANT TO SERVICE THE MUNICIPALITY	PWBS	IT IS BASED ON THE APPROVED RATE OF R 95 653,50 INCLUDING ALL ITEMS	R 767 855,00	13/02/2028	12/02/2028		GOOD	
MAGUBANE PLANT AND CONTRACTORS CC	PANEL OF SERVICE PROVIDERS FOR HIRE OF CONSTRUCTION PLANT TO SERVICE THE MUNICIPALITY	PWBS	IT IS BASED ON THE APPROVED RATE OF R 100 634,20 INCLUDING ALL ITEMS	R 1 498 224,75	13/02/2027	12/02/2028		GOOD	
MPILEBANZI PROJECTS PTY LTD	PANEL OF SERVICE PROVIDERS FOR HIRE OF CONSTRUCTION PLANT TO SERVICE THE MUNICIPALITY	PWBS	IT IS BASED ON THE APPROVED RATE OF R 113 712,00 INCLUDING ALL ITEMS	R	13/02/2028	12/02/2026		N/A	
PHOLOPHOLO TRADING ENTERPRISE	CONSTRUCTION OF CREIGHTON STORAGE/ARCHIVES	PWBS	R 7 005 113,95	R 5 354 455,42	08/05/2023	08/11/2023	29/03/2024	GOOD	Overall Project completion is 71,18%
SIPHO GLAD CONSTRUCTION AND GENERAL TRADING	CONSTRUCTION OF BULWER ASPHALT SURFACING ROAD PHASE 8 (SECTION 2), NTOKWOZWENI ROAD	PWBS	R 4 138 260,22	R 3 053 386,00	01/08/2023	29/03/2024		GOOD	Overall Physical Progress on site is 66%

NAME OF BIDDER	PROJECT/SERVICE	DEPARTMENT	CONTRACT VALUE	PAYMENTS	START DATE	INITIAL END DATE	NEW END DATE	SERVICE PROVIDER PERFORMANCE	COMMENTS
UKWAZI HOME DEVELOPMENT PROJECT CC	CONSTRUCTION OF GALA CRECH	PWBS	R 2 190 387,73	R 1 728 123,19	01/08/2023	31/01/2024	29/02/2024	GOOD	Project is practical completed
UKWAZI HOME DEVELOPMENT PROJECT CC	CONSTRUCTION OF MNYWANENI / MASAMENI COMMUNITY HALL	PWBS	R 4 138 260,22	R 1 467 820,54	25/08/2023	30/04/2024		GOOD	Overall Physical Progress on site is 65%
TYCOON HOLDINGS TOWING AND RECOVERY	RENOVATION OF MPUMLWANE SPORTFIELD	PWBS	R 480 000,00	R 192 000,00	13/11/2023	13/02/2024		GOOD	Project is practical completed
IMATHUTHA TRADING ENTERPRISE (PTY) LTD	SUPPLY AND DELIVERY OF EMERGENCY CENTRE AND PARKHOME FURNITURE	COMM	R 1 809 985,00	R 301 081,50	09/11/2023	06/02/2024	30/05/2024	GOOD	
TYCOON HOLDINGS TOWING AND RECOVERY	SUPPLY AND DELIVERY OF 1X NEW FULLY EQUIPED MOBILE LIBRARY	COMM	R 2 500 000,00	R -	13/11/2023	31/05/2024		N/A	service provider declined / terminated the contract
IZWELONKE ELECTRICAL	SUPPLY AND DELIVERY OF FIRE-FIGHTERS PHYSICAL FITNESS EQUIPMENT	COMM	R 735 700,00	R -	21/11/2023	21/02/2024	16/04/2024	N/A	
MASAKHESONKE TRADING	CONSTRUCTION OF UNDERBERG AND HIMEVILLE CEMETERY PAVING	PWBS	R 387 728,00	R 322 000,00	11/12/2023	29/02/2024		GOOD	Project is practical completed
SGQIKI TRADING	SUPPLY AND DELIVERY OF 8 BUS SHELTER	PWBS	R 240 000,00	R -	24/01/2024	24/03/2024		N/A	
PUFF EMERGENCY SERVICES	CONCRETE SURFACING OF UNDERBERG ROAD PHASE 4 - RIVERVIEW ACCESS ROAD	PWBS	R 3 572 570,10	R -	02/02/2024	02/08/2024		N/A	

Checked By: N. Nela
 Signature: 
 Date: 06/03/2024

Prepared By: N. Nela
 Signature: 
 Date: 06/03/2024


CONTRACT REGISTER AS AT 29 FEBRUARY 2024


DR NKOSAZANA DLAMINI-ZUMA LOCAL MUNICIPALITY

CONTRACT NUMBER	BID/ QUOTATION NUMBER	ORDR NO.	CONTRACT TYPE	APPROVED BIDDER	CENTRAL SUPPLIER DATABASE REGISTRATION NO.	PARTY TYPE	MUNICIPALITY VOTES/DEPARTMENT	DESCRIPTION OF GOODS/SERVICES/PROJECTS	CATEGORY	CONTRACT VALUE AS PER CONTRACT	CONTRACT AMOUNT PAID	BALANCE OF CONTRACT VALUE	PERCENTAGE ESCALATION	CONTRACT START DATE	CONTRACT END DATE	CONTRACT DURATION IN MONTHS	CONTRACT STATUS	CONTRACT EXTENSION PERIOD IN MONTHS	CONTRACT EXTENSION VALUE	COMMENTS	
221	8/1/2/20	BTD-084/18/19	D	APPOINTMENT LETTER	MC INTSHALINTSHALI ATTORNEYS	MAAA060812	PRIVATE SECTOR INSTITUTION	BUDGET & TREASURY	PROVISION FOR PANEL OF ATTORNEYS	LEGAL SERVICES	BASED ON APPROVED RATE OF R1200	1,351,194.16	R -	0	06/10/2019	30/04/2024	36	EXTENDED	MONTH TO MONTH	R -	Contract has been extended on a month-to-month basis until they finish the court cases that they have already started
222	8/1/2/201	BTD-084/18/19	O	APPOINTMENT LETTER	MATTHEW FRANCIS INC	MAAA013942	PRIVATE SECTOR INSTITUTION	BUDGET & TREASURY	PROVISION FOR PANEL OF ATTORNEYS	LEGAL SERVICES	BASED ON APPROVED RATE OF R1000	1,330,134.21	R -	0	01/10/2019	30/04/2024	36	EXTENDED	MONTH TO MONTH	R -	Contract has been extended on a month-to-month basis until they finish the court cases that they have already started
223	8/1/2/202	BTD-084/18/19	O	APPOINTMENT LETTER	LUTHULI SITHOLE INCORPORATION	MAAA015073	PRIVATE SECTOR INSTITUTION	BUDGET & TREASURY	PROVISION FOR PANEL OF ATTORNEYS	LEGAL SERVICES	BASED ON APPROVED RATE OF R1000	1,09,333.08	R -	0	01/10/2019	30/04/2024	36	EXTENDED	MONTH TO MONTH	R -	Contract has been extended on a month-to-month basis until they finish the court cases that they have already started
305	8/1/2/204	COMM-8016/20/21	D	SERVICE LEVEL AGREEMENT	NLD TOWING AND RECOVERY (PTY) LTD	MAAA0961919	PRIVATE SECTOR INSTITUTION	COMMUNITY & SOCIAL SERVICES	PANEL OF SERVICE PROVIDER TO PROVIDE TOWING SERVICES	OTHER	IT IS BASED ON THE APPROVED RATE OF R2 957.50	1,736.00	R -	0	18/05/2021	18/05/2024	36	CURRENT	0	R -	0
307	8/1/2/205	BTD-004/20/21	O	SERVICE LEVEL AGREEMENT	BPG MASS APPRAISALS	MAAA005859	PRIVATE SECTOR INSTITUTION	BUDGET & TREASURY	GENERAL VALUATION AND PREPARATION OF VALUATION ROLL FOR IMPLEMENTATION 3 JULY 2022	PROFESSIONAL SERVICES	R 1,800,958.00	1,424,789.64	R 378,169.35	-	26/06/2011	30/06/2017	73	CURRENT	0	R -	0
324	8/1/2/2013	PD-8031/20/21	O	SERVICE LEVEL AGREEMENT	ISIBUKO DEVELOPMENT PLANNERS	MAAA032263	PRIVATE SECTOR INSTITUTION	PLANNING & DEVELOPMENT	PANEL OF 6 TOWN PLANNING CONSULTANTS TO PROVIDE TOWN PLANNING SERVICES	PROFESSIONAL SERVICES	IT IS BASED ON THE RATE PER HOUR OF R6 967.50 FOR ALL DIFFERENT DISCRIFITION	668,950.77	R -	-	01/07/2021	30/06/2024	36	CURRENT	0	R -	0
325	8/1/2/2014	PD-8031/20/21	O	SERVICE LEVEL AGREEMENT	ZIPHELELE PLANNING AND ENVIRONMENTAL CONSULTANCY	MAAA014182	PRIVATE SECTOR INSTITUTION	PLANNING & DEVELOPMENT	PANEL OF 6 TOWN PLANNING CONSULTANTS TO PROVIDE TOWN PLANNING SERVICES	PROFESSIONAL SERVICES	IT IS BASED ON THE RATE PER HOUR OF R6 968.00 FOR ALL DIFFERENT DISCRIFITION	2,834,868.53	R -	-	01/07/2021	30/06/2024	36	CURRENT	0	R -	0
327	8/1/2/2015	CORP-8045/20/21	O	SERVICE LEVEL AGREEMENT	AYANDA MBANGA COMMUNICATIONS (PTY) LTD	MAAA0101854	PRIVATE SECTOR INSTITUTION	CORPORATE SERVICES	PROVISION FOR ADVERTISING SERVICES	ADVERTISING	IT IS BASED ON THE RATE OF R3 468.00	1,355,001.35	R -	-	01/07/2021	30/06/2024	36	CURRENT	0	R -	0
329	8/1/2/2018	COMM-8041/2021	D	SERVICE LEVEL AGREEMENT	KULUMBE ENGINEERING WORKS (PTY) LTD	MAAA0054312	PRIVATE SECTOR INSTITUTION	COMMUNITY & SOCIAL SERVICES	CALIBRATION OF ALCOHOL BREATHALYZERS	OTHER	R 102,775.50	62,100.00	R 40,675.50	-	01/08/2021	31/07/2024	36	CURRENT	0	R -	0
329	8/1/2/2018	PWBS-8001/21/22	O	SERVICE LEVEL AGREEMENT	IGODA PROJECTS (PTY) LTD	MAAA0103209	PRIVATE SECTOR INSTITUTION	ELECTRICAL / MECHANICAL SERVICES	A PANEL OF 4 (FOUR) ELECTRICAL SERVICE PROVIDERS TO DESIGN AND IMPLEMENT ELECTRIFICATION PROJECTS FOR A PERIOD OF 3 YEARS IN PHASES USING TURNKEY STRATEGY	OTHER	IT IS BASED ON THE APPROVED RATE OF R13 240.00	16,047,632.90	R -	-	13/09/2021	12/09/2024	36	CURRENT	0	R -	0
330	8/1/2/2019	PWBS-8001/21/22	O	SERVICE LEVEL AGREEMENT	SPLENDA NENYENEN ELECTRICAL JV	MAAA024025	PRIVATE SECTOR INSTITUTION	ELECTRICAL / MECHANICAL SERVICES	A PANEL OF 4 (FOUR) ELECTRICAL SERVICE PROVIDERS TO DESIGN AND IMPLEMENT ELECTRIFICATION PROJECTS FOR A PERIOD OF 3 YEARS IN PHASES USING TURNKEY STRATEGY	OTHER	IT IS BASED ON THE APPROVED RATE OF R13 240.00	14,524,913.31	R -	-	13/09/2021	12/09/2024	36	CURRENT	0	R -	0
331	8/1/2/2019	PWBS-8015/20/21	O	SERVICE LEVEL AGREEMENT	MAMADI AND COMPANY SA(PTY) LTD	MAAA0068719	PRIVATE SECTOR INSTITUTION	TECHNICAL INFRASTRUCTURE SERVICES	ENVIRONMENTAL CONSULTANTS TO RENDER PROFESSIONAL ENVIRONMENTAL MANAGEMENT SERVICES FOR DR HDZ MUNICIPALITY	CONSULTING FEES	IT IS BASED ON THE APPROVED RATE OF R13 991.92	3,891,497.90	R -	-	21/09/2021	20/09/2024	36	CURRENT	0	R -	0
332	8/1/2/2021	PWBS-8015/20/21	O	SERVICE LEVEL AGREEMENT	SINOHYDRO CONSULTANTS (PTY) LTD	MAAA0218971	PRIVATE SECTOR INSTITUTION	TECHNICAL INFRASTRUCTURE SERVICES	ENVIRONMENTAL CONSULTANTS TO RENDER PROFESSIONAL ENVIRONMENTAL MANAGEMENT SERVICES FOR DR HDZ MUNICIPALITY	CONSULTING FEES	IT IS BASED ON THE APPROVED RATE OF R13 991.92	2,399,084.95	R -	-	21/09/2021	20/09/2024	36	CURRENT	0	R -	0
335	8/1/2/2014	PWBS-8011/20/21	O	SERVICE LEVEL AGREEMENT	KEMBAL TRADING (PTY) LTD	MAAA0334311	PRIVATE SECTOR INSTITUTION	TECHNICAL & INFRASTRUCTURE SERVICES	PANEL OF 5 SERVICE PROVIDERS FOR MAINTENANCE AND NEW INSTALLATION OF MUNICIPAL BUILDINGS ELECTRICAL WORKS	MAINTENANCE (ELECTRICAL, MECHANICAL EQUIPMENT PLUMBING)	IT IS BASED ON THE APPROVED RATE OF R5 427.00 FOR THE ENTIRE 3 YEARS	1,795,107.57	R -	-	21/10/2021	25/10/2024	36	CURRENT	0	R -	0
336	8/1/2/2015	PWBS-8011/20/21	O	SERVICE LEVEL AGREEMENT	DOUBLE OPTION INVESTMENTS (PTY) LTD	MAAA008998	PRIVATE SECTOR INSTITUTION	TECHNICAL & INFRASTRUCTURE SERVICES	PANEL OF 5 SERVICE PROVIDERS FOR MAINTENANCE AND NEW INSTALLATION OF MUNICIPAL BUILDINGS ELECTRICAL WORKS	MAINTENANCE (ELECTRICAL, MECHANICAL EQUIPMENT PLUMBING)	IT IS BASED ON THE APPROVED RATE OF R133 991.92 FOR THE ENTIRE 3 YEARS	777,885.89	R -	-	21/10/2021	26/10/2024	36	CURRENT	0	R -	0
338	8/1/2/2017	PWBS-8001/21/22	O	SERVICE LEVEL AGREEMENT	TPA CONSULTING CC	MAAA0104105	CLOSE CORPORATION INSTITUTION	TECHNICAL INFRASTRUCTURE SERVICES	PANEL OF 5 SERVICE PROVIDERS FOR THE PROJECT MANAGEMENT OF CAPITAL PROJECTS	CONSULTING FEES	IT IS BASED ON THE APPROVED RATE OF 12% FOR THE WHOLE PERIOD	1,059,314.88	R -	-	12/10/2021	11/10/2024	36	CURRENT	0	R -	0
339	8/1/2/2018	PWBS-8001/21/22	O	SERVICE LEVEL AGREEMENT	FMA ENGINEERS PTY LTD	MAAA0132262	CLOSE CORPORATION INSTITUTION	TECHNICAL INFRASTRUCTURE SERVICES	PANEL OF 5 SERVICE PROVIDERS FOR THE PROJECT MANAGEMENT OF CAPITAL PROJECTS	CONSULTING FEES	IT IS BASED ON THE APPROVED RATE OF 8% IN YEAR 1, 10% IN YEAR 2 AND YEAR 3.	1,812,871.55	R -	-	12/10/2021	11/10/2024	36	CURRENT	0	R -	0
340	8/1/2/2019	PWBS-8001/21/22	O	SERVICE LEVEL AGREEMENT	MASAKHEKULUME PROJECT MANAGERS AND CONSULTANTS	MAAA0196310	CLOSE CORPORATION INSTITUTION	TECHNICAL INFRASTRUCTURE SERVICES	PANEL OF 5 SERVICE PROVIDERS FOR THE PROJECT MANAGEMENT OF CAPITAL PROJECTS	CONSULTING FEES	IT IS BASED ON THE APPROVED RATE OF 12% FOR THE WHOLE PERIOD	2,151,708.82	R -	-	12/10/2021	11/10/2024	36	CURRENT	0	R -	0
341	8/1/2/2019	PWBS-8001/21/22	O	SERVICE LEVEL AGREEMENT	SHANDESH SEWAL AND ASSOCIATES CC	MAAA0291744	CLOSE CORPORATION INSTITUTION	TECHNICAL INFRASTRUCTURE SERVICES	PANEL OF 5 SERVICE PROVIDERS FOR THE PROJECT MANAGEMENT OF CAPITAL PROJECTS	CONSULTING FEES	IT IS BASED ON THE APPROVED RATE OF 8.5% FOR THE WHOLE PERIOD	2,008,804.57	R -	-	12/10/2021	11/10/2024	36	CURRENT	0	R -	0
342	8/1/2/2014	COMM-8056/20/21	O	SERVICE LEVEL AGREEMENT	DELCO DISTRIBUTERS	MAAA0001993	CLOSE CORPORATION INSTITUTION	COMMUNITY SOCIAL SERVICES	PANEL OF 3 SERVICE PROVIDERS FOR THE SUPPLY AND DELIVERY OF DISASTER RELIEF MATERIAL EMERGENCY FOOD PARCEL	OTHER	IT IS BASED ON THE APPROVED RATE OF R3 571.25	R -	R -	-	10/11/2021	09/11/2024	36	CURRENT	0	R -	0
343	8/1/2/2014	COMM-8056/20/21	O	SERVICE LEVEL AGREEMENT	KFC ENGINEERS INDUSTRIAL SUPPLIES	MAAA0151879	PRIVATE SECTOR INSTITUTION	COMMUNITY SOCIAL SERVICES	PANEL OF 3 SERVICE PROVIDERS FOR THE SUPPLY AND DELIVERY OF DISASTER RELIEF MATERIAL EMERGENCY FOOD PARCEL	OTHER	IT IS BASED ON THE APPROVED RATE OF R1 080.24	R -	R -	-	10/11/2021	09/11/2024	36	CURRENT	0	R -	0
344	8/1/2/2014	COMM-8056/20/21	O	SERVICE LEVEL AGREEMENT	MABONGSANGENESOMKE TRADING AND PROJECTS	MAAA016542	CLOSE CORPORATION INSTITUTION	COMMUNITY SOCIAL SERVICES	PANEL OF 3 SERVICE PROVIDERS FOR THE SUPPLY AND DELIVERY OF DISASTER RELIEF MATERIAL	OTHER	IT IS BASED ON THE APPROVED RATE OF R9 700.00	98,900.00	R -	-	10/11/2021	09/11/2024	36	CURRENT	0	R -	0
353	8/1/2/2013	CORP-8064/20/21	O	SERVICE LEVEL AGREEMENT	VANDAMBA RESOURCES (PTY) LTD	MAAA0287880	PRIVATE SECTOR INSTITUTION	TECHNICAL INFRASTRUCTURE SERVICES	SUPPLY AND DELIVERY OF STATIONERY	STATIONERY	IT IS BASED ON THE APPROVED RATE OF R34 766.85 INCLUDING ALL ITEMS	336,105.43	R -	0.05	29/11/2021	28/11/2024	36	CURRENT	0	R -	0
359	8/1/2/2018	CORP-8044/20/21	O	SERVICE LEVEL AGREEMENT	POWERVISION TECHNOLOGY	MAAA0382835	PRIVATE SECTOR INSTITUTION	CORPORATE SERVICES	HOSTING OF EMAILS AND WEBSITE FOR A PERIOD OF 3 YEARS	OTHER	R 354,395.05	402,130.95	R 182,124.10	-	01/04/2022	31/03/2025	36	CURRENT	0	R -	0
362	8/1/2/2018	MM-8027/21/22	O	SERVICE LEVEL AGREEMENT	HTS CONSULTING	MAAA0148954	PRIVATE SECTOR INSTITUTION	OFFICE OF THE MUNICIPAL MANAGER	PANEL OF FIVE INTERNAL AUDIT (IA) SERVICES PROVIDERS	OTHER	IT IS BASED ON THE APPROVED DPSA RATE	718,797.60	R -	-	01/08/2022	30/04/2025	36	CURRENT	0	R -	0
367	8/1/2/2016	COMM-8043/21/22	O	SERVICE LEVEL AGREEMENT	AMAPHEPHETHSWA AMAHLE TRADING AND PROJECT	MAAA028606	PRIVATE SECTOR INSTITUTION	COMMUNITY & SOCIAL SERVICES	PANEL TO SUPPLY AND DELIVERY OF DISASTER RELIEF MATERIAL (MATTRESS AND BLANKETS)	OTHER	IT IS BASED ON THE RATES OF: BLANKET Y1: R800, Y2: R800, Y3: R800; SPONGE Y1: R500, Y2: R500, Y3: R500; Y3: R1 200 AND PLASTIC SHEETING Y1: R200, Y2: R400, Y3: R800	-	R -	-	01/07/2022	30/06/2025	36	CURRENT	0	R -	0
368	8/1/2/2017	COMM-8043/21/22	O	SERVICE LEVEL AGREEMENT	DDIVA TRADING	MAAA0764131	PRIVATE SECTOR INSTITUTION	COMMUNITY & SOCIAL SERVICES	PANEL TO SUPPLY AND DELIVERY OF DISASTER RELIEF MATERIAL (MATTRESS AND BLANKETS)	OTHER	IT IS BASED ON THE RATES OF: BLANKET Y1: R550, Y2: R550, Y3: R550; SPONGE Y1: R375, Y2: R375, Y3: R375; Y3: R1 200, Y3: R1 425 AND PLASTIC SHEETING Y1: R900, Y2: R1 240, Y3: R1 480	60,676.00	R -	-	01/07/2022	30/06/2025	36	CURRENT	0	R -	0
369	8/1/2/2018	COMM-8043/21/22	O	SERVICE LEVEL AGREEMENT	MANTANGU TRADING AND PROJECTS	MAAA0334899	PRIVATE SECTOR INSTITUTION	COMMUNITY & SOCIAL SERVICES	PANEL TO SUPPLY AND DELIVERY OF DISASTER RELIEF MATERIAL (MATTRESS AND BLANKETS)	FACILITIES	IT IS BASED ON THE RATES OF: BLANKET Y1: R350, Y2: R375, Y3: R375; SPONGE Y1: R225, Y2: R225, Y3: R225; Y3: R1 200, Y3: R1 425 AND PLASTIC SHEETING Y1: R550, Y2: R550, Y3: R550	-	R -	-	02/07/2022	30/06/2025	36	CURRENT	0	R -	0
370	8/1/2/2019	COMM-8043/21/22	O	SERVICE LEVEL AGREEMENT	MASHUNYAMA TRADING	MAAA0170822	PRIVATE SECTOR INSTITUTION	COMMUNITY & SOCIAL SERVICES	PANEL TO SUPPLY AND DELIVERY OF DISASTER RELIEF MATERIAL (MATTRESS AND BLANKETS)	FACILITIES	IT IS BASED ON THE RATES OF: BLANKET Y1: R380, Y2: R380, Y3: R380; SPONGE Y1: R260, Y2: R260, Y3: R260; Y3: R1 200, Y3: R1 425 AND PLASTIC SHEETING Y1: R550, Y2: R550, Y3: R550	-	R -	-	01/07/2022	30/06/2025	36	CURRENT	0	R -	0
371	8/1/2/2019	COMM-8043/21/22	O	SERVICE LEVEL AGREEMENT	KWASHAZI MULA PTY LTD	MAAA1181721	PRIVATE SECTOR INSTITUTION	COMMUNITY & SOCIAL SERVICES	PANEL TO SUPPLY AND DELIVERY OF DISASTER RELIEF MATERIAL (MATTRESS AND BLANKETS)	FACILITIES	IT IS BASED ON THE RATES OF: BLANKET Y1: R375, Y2: R375, Y3: R375; SPONGE Y1: R255, Y2: R255, Y3: R255; Y3: R1 200, Y3: R1 425 AND PLASTIC SHEETING Y1: R550, Y2: R550, Y3: R550	68,700.00	R -	-	01/07/2022	30/06/2025	36	CURRENT	0	R -	0
372	8/1/2/2013	COMM-8043/21/22	O	SERVICE LEVEL AGREEMENT	MATHITHA TRADING AND ENTERPRISE	MAAA0447485	PRIVATE SECTOR INSTITUTION	COMMUNITY & SOCIAL SERVICES	PANEL TO SUPPLY AND DELIVERY OF DISASTER RELIEF MATERIAL (MATTRESS AND BLANKETS)	FACILITIES	IT IS BASED ON THE RATES OF: BLANKET Y1: R350, Y2: R375, Y3: R375; SPONGE Y1: R225, Y2: R225, Y3: R225; Y3: R1 200, Y3: R1 425 AND PLASTIC SHEETING Y1: R550, Y2: R550, Y3: R550	37,050.00	R -	-	01/07/2022	30/06/2025	36	CURRENT	0	R -	0
374	8/1/2/2013	BTD-8018/21/22	O	SERVICE LEVEL AGREEMENT	CAB HOLDINGS	MAAA0011496	PRIVATE SECTOR INSTITUTION	BUDGET & TREASURY	PROVISION OF PRING AND POSTING STATEMENTS OF ACCOUNTS	OTHER	IT IS BASED ON THE APPROVED RATE OF R18.00	406,570.81	R -	-	01/08/2022	31/07/2025	36	CURRENT	0	R -	0
375	8/1/2/2014	MM-8015/21/22	O	SERVICE LEVEL AGREEMENT	NOZULU FUNERAL MANEAMT	MAAA0868861	PRIVATE SECTOR INSTITUTION	EXECUTIVE COUNCIL	PANEL OF FUNERAL PARLOURS	OTHER	IT IS BASED ON THE APPROVED RATE OF R1 950.00	68,500.00	R -	-	26/07/2022	25/07/2025	35	CURRENT	0	R -	0
376	8/1/2/2015	MM-8015/21/22	O	SERVICE LEVEL AGREEMENT	AMANDABA FUNERAL SERVICES	MAAA0197501	PRIVATE SECTOR INSTITUTION	EXECUTIVE COUNCIL	PANEL OF FUNERAL PARLOURS	OTHER	IT IS BASED ON THE APPROVED RATE OF R3 950.00	190,700.00	R -	-	26/07/2022	25/07/2025	35	CURRENT	0	R -	0

CONTRACT NUMBER	BID/ QUOTATION NUMBER	ORDER NO.	CONTRACT TYPE	APPOINTED BIDDER	CENTRAL SUPPLIER DATABASE REGISTRATION NO.	PARTY TYPE	MUNICIPALITY VOICE/DEPARTMENT	DESCRIPTION OF GOODS/SERVICES/PROJECTS	CATEGORY	CONTRACT VALUE AS PER CONTRACT	CONTRACT AMOUNT PAID	BALANCE OF CONTRACT VALUE	PERCENTAGE ESCALATION	CONTRACT START DATE	CONTRACT END DATE	CONTRACT DURATION IN MONTHS	CONTRACT STATUS	CONTRACT EXTENSION PERIOD IN MONTHS	CONTRACT EXTENSION VALUE	COMMENTS
378	8/1/2/4/277	CORP-8066/20/21	SERVICE LEVEL AGREEMENT	KONICA MINOLTA SOUTH AFRICA	MAAA007892	PRIVATE SECTOR INSTITUTION	CORPORATE SERVICES	SUPPLY, INSTALLATION AND MAINTENANCE OF FINANCE PHOTO COPYING MACHINES	OTHER	R 1,028,142.44	376,764.94	R 651,377.50	-	01/12/2022	30/11/2023	36	Completed	0	R -	
379	8/1/2/4/278	COMM-8048/21/22	SERVICE LEVEL AGREEMENT	TOTAL COMPUTER SERVICE (PTY) LTD	MAAA026539	PRIVATE SECTOR INSTITUTION	COMMUNITY & SOCIAL SERVICES	SUPPLY, INSTALLATION AND MAINTENANCE OF TRAFFIC CONTRAVENTION MANAGEMENT SYSTEMS	OTHER	R 58,760.00	15,588.00	R 43,172.00	-	04/09/2022	31/08/2023	35	Completed	0	R -	
380	8/1/2/4/285	COMM-8011/23/23	SERVICE LEVEL AGREEMENT	TRADEWIND MAINTENANCE	MAAA0187946	PRIVATE SECTOR INSTITUTION	COMMUNITY & SOCIAL SERVICES	SUPPLY, DELIVERY AND INSTALLATION OF LIGHTING CONDUCTORS FOR A PERIOD OF 3 YEARS	OTHER	It is based on the following rates: year one R5 375, year two R5 750 and year three R6 353	207,000.00	R -	-	03/10/2022	03/10/2025	36	Completed	0	R -	
389	8/1/2/4/338	CORP-8045/21/22	SERVICE LEVEL AGREEMENT	EARLYWORK 266 T/A NASHUA	MAAA0011277	PRIVATE SECTOR INSTITUTION	CORPORATE SERVICES	PROVISION OF TELEPHONES FOR A PERIOD OF 3 YEARS	MUNICIPAL SERVICES	R 1,384,688.21	512,344.64	R 872,343.57	-	01/12/2022	30/11/2023	36	Completed	0	R -	Project is practical completed
401	8/1/2/4/398	PW5-8051/21/22	SERVICE LEVEL AGREEMENT	TUMUNUJ TRADING	MAAA029388	PRIVATE SECTOR INSTITUTION	TECHNICAL INFRASTRUCTURE SERVICES	MAINTENANCE AND NEW INSTALLATION OF A/C CONDITIONERS FOR A PERIOD OF ONE YEAR	MAINTENANCE OF BUILDING	It is based on the rate of R807	1,495,552.51	R -	0	16/11/2023	17/02/2024	12	Completed	3	R -	Contract was extended for a period of 3 months starting from November 17 2023 to 17 February 2024 while busy with the process of appointing a new service provider.
404	8/1/2/4/403	COMM-8015/22/23	SERVICE LEVEL AGREEMENT	ABENKANYE CONSTRUCTION AND KITCHEN CC	MAAA029202	PRIVATE SECTOR INSTITUTION	COMMUNITY SERVICES	PROVISION OF DRIVERS LICENCE TRAINING FOR A PERIOD OF 3 YEARS	OTHER	IT IS BASED ON THE APPROVED RATE OF R15 700 INCLUDING DIFFERENT LICENCE CODES	240,000.00	R -	0	01/03/2023	28/02/2026	36	Completed	0	R -	
405	8/1/2/4/402	COMM-8020/22/23	SERVICE LEVEL AGREEMENT	NONDAMENHLE TRADING (PTY) LTD	MAAA042625	PRIVATE SECTOR INSTITUTION	COMMUNITY SERVICES	PANEL OF 3 SERVICE PROVIDERS TO SUPPLY AND DELIVER TRAFFIC, POLICE, FIRE FIGHTERS, DISASTER MANAGEMENT DEPARTMENT UNIFORM FOR A PERIOD OF 3 YEARS	OTHER	IT IS BASED ON THE APPROVED FOLLOWING RATE YEAR 1 R20384.06, YEAR 2 IT'S 7.1% AND YEAR 3 IT'S 7.0%	-	R -	0	01/02/2023	31/01/2026	36	Completed	0	R -	
406	8/1/2/4/403	COMM-8020/22/23	SERVICE LEVEL AGREEMENT	SPARKS AND ELLIS (PTY) LTD	MAAA029943	PRIVATE SECTOR INSTITUTION	COMMUNITY SERVICES	PANEL OF 3 SERVICE PROVIDERS TO SUPPLY AND DELIVER TRAFFIC, POLICE, FIRE FIGHTERS, DISASTER MANAGEMENT DEPARTMENT UNIFORM FOR A PERIOD OF 3 YEARS	OTHER	IT IS BASED ON THE APPROVED RATE R249 085.01	-	R -	0	01/02/2023	31/01/2026	36	Completed	0	R -	
407	8/1/2/4/404	CORP-8048/22/23	SERVICE LEVEL AGREEMENT	AUMISOFT TECHNOLOGY PTY LTD	MAAA026454	PRIVATE SECTOR INSTITUTION	CORPORATE SERVICES	SUPPLY INSTALLATION OF ANTIVIRUS SOFTWARE FOR 200 USERS FOR A PERIOD OF 3 YEARS	OTHER	R 302,735.18	190,434.68	R 112,300.50	-	10/01/2023	09/02/2025	36	Completed	0	R -	
412	8/1/2/4/408	COMM-8019/22/23	SERVICE LEVEL AGREEMENT	NTSHENGLA TRADING ENTERPRISE	MAAA0333453	PRIVATE SECTOR INSTITUTION	COMMUNITY SERVICES	SUPPLY AND DELIVERY OF GIFT VOUCHERS FOR BACK TO SCHOOL UNIFORM FOR PERIOD OF YEAR CONTRACT	OTHER	It is based on the approved rate for R350 each voucher	150,348.00	R -	0	23/01/2023	23/01/2026	36	Completed	3	R -	Contract has been extended for a period of 3 months due to delays in commencing the project because of SOO turning that delayed to take place. Notice of breach of contract and poor performance was sent to service provider
414	8/1/2/4/410	MM-8013/22/23	SERVICE LEVEL AGREEMENT	BLUE CYCLE TRADING SERVICES	MAAA0770789	PRIVATE SECTOR INSTITUTION	MUNICIPALITY MANAGER SERVICES	DEVELOPMENT OF MUNICIPAL BUSINESS CONTINUITY PLAN (BCP)	OTHER	R 1,200,500.00	713,000.00	R 487,500.00	0	13/02/2023	12/08/2024	18	Completed	0	R -	
415	8/1/2/4/411	PW5-8031/23/23	SERVICE LEVEL AGREEMENT	MAJIKI CONSTRUCTION	MAAA041357	PRIVATE SECTOR INSTITUTION	PUBLIC WORKS AND BASIC SERVICE	PANEL OF SERVICE PROVIDERS FOR HIRE OF CONSTRUCTION PLANT TO SERVICE THE MUNICIPALITY	CONSTRUCTION	It is based on the approved rate of R97 800.25 INCLUDING ALL ITEMS	R -	R -	0	13/02/2023	12/02/2026	36	Completed	0	R -	
416	8/1/2/4/412	PW5-8031/23/23	SERVICE LEVEL AGREEMENT	MIDMAR PLANT HIRE CC	MAAA000051	PRIVATE SECTOR INSTITUTION	PUBLIC WORKS AND BASIC SERVICE	PANEL OF SERVICE PROVIDERS FOR HIRE OF CONSTRUCTION PLANT TO SERVICE THE MUNICIPALITY	CONSTRUCTION	IT IS BASED ON THE APPROVED RATE OF R 88 285.58 INCLUDING ALL ITEMS	R -	R -	0	13/02/2023	12/02/2026	36	Completed	0	R -	
417	8/1/2/4/413	PW5-8031/22/23	SERVICE LEVEL AGREEMENT	EXKHE INVESTMENTS CC	MAAA0012316	PRIVATE SECTOR INSTITUTION	PUBLIC WORKS AND BASIC SERVICE	PANEL OF SERVICE PROVIDERS FOR HIRE OF CONSTRUCTION PLANT TO SERVICE THE MUNICIPALITY	CONSTRUCTION	IT IS BASED ON THE APPROVED RATE OF R 103 801.30 INCLUDING ALL ITEMS	R -	R -	0	13/02/2023	12/02/2026	36	Completed	0	R -	
418	8/1/2/4/414	PW5-8031/23/23	SERVICE LEVEL AGREEMENT	MBOVA CONSTRUCTION	MAAA012843	PRIVATE SECTOR INSTITUTION	PUBLIC WORKS AND BASIC SERVICE	PANEL OF SERVICE PROVIDERS FOR HIRE OF CONSTRUCTION PLANT TO SERVICE THE MUNICIPALITY	CONSTRUCTION	IT IS BASED ON THE APPROVED RATE OF R 95 243.00 INCLUDING ALL ITEMS	1,583,764.25	R -	0	13/02/2023	12/02/2026	36	Completed	0	R -	
419	8/1/2/4/415	PW5-8031/23/23	SERVICE LEVEL AGREEMENT	AQUA TRANSPORT & PLANT HIRE PTY LTD	MAAA0000492	PRIVATE SECTOR INSTITUTION	PUBLIC WORKS AND BASIC SERVICE	PANEL OF SERVICE PROVIDERS FOR HIRE OF CONSTRUCTION PLANT TO SERVICE THE MUNICIPALITY	CONSTRUCTION	IT IS BASED ON THE APPROVED RATE OF R 126 894.45 INCLUDING ALL ITEMS	372,209.11	R 372,209.11	0	13/02/2023	12/02/2026	36	Completed	0	R -	
420	8/1/2/4/416	PW5-8031/23/23	SERVICE LEVEL AGREEMENT	UKWAZI HOME DEVELOPMENT PROJECTS	MAAA0324299	PRIVATE SECTOR INSTITUTION	PUBLIC WORKS AND BASIC SERVICE	PANEL OF SERVICE PROVIDERS FOR HIRE OF CONSTRUCTION PLANT TO SERVICE THE MUNICIPALITY	CONSTRUCTION	IT IS BASED ON THE APPROVED RATE OF R 49 816.75 INCLUDING ALL ITEMS	852,500.00	R -	0	13/02/2023	12/02/2026	36	Completed	0	R -	
421	8/1/2/4/417	PW5-8031/23/23	SERVICE LEVEL AGREEMENT	COHAN CONSTRUCTION CC	MAAA0197591	PRIVATE SECTOR INSTITUTION	PUBLIC WORKS AND BASIC SERVICE	PANEL OF SERVICE PROVIDERS FOR HIRE OF CONSTRUCTION PLANT TO SERVICE THE MUNICIPALITY	CONSTRUCTION	IT IS BASED ON THE APPROVED RATE OF R 106 695.50 INCLUDING ALL ITEMS	6,306,603.75	R -	0	13/02/2023	12/02/2026	36	Completed	0	R -	
422	8/1/2/4/418	PW5-8031/23/23	SERVICE LEVEL AGREEMENT	NSQIKA TRADING	MAAA0176045	PRIVATE SECTOR INSTITUTION	PUBLIC WORKS AND BASIC SERVICE	PANEL OF SERVICE PROVIDERS FOR HIRE OF CONSTRUCTION PLANT TO SERVICE THE MUNICIPALITY	CONSTRUCTION	IT IS BASED ON THE APPROVED RATE OF R 65 853.50 INCLUDING ALL ITEMS	787,855.00	R -	0	13/02/2023	12/02/2026	36	Completed	0	R -	
423	8/1/2/4/419	PW5-8031/23/23	SERVICE LEVEL AGREEMENT	MAGUBANE PLANT AND CONTRACTORS CC	MAAA033345	PRIVATE SECTOR INSTITUTION	PUBLIC WORKS AND BASIC SERVICE	PANEL OF SERVICE PROVIDERS FOR HIRE OF CONSTRUCTION PLANT TO SERVICE THE MUNICIPALITY	CONSTRUCTION	IT IS BASED ON THE APPROVED RATE OF R 108 834.20 INCLUDING ALL ITEMS	1,498,224.75	R 1,498,224.75	0	13/02/2023	12/02/2026	36	Completed	0	R -	
424	8/1/2/4/420	PW5-8031/23/23	SERVICE LEVEL AGREEMENT	MPILEBANDI PROJECTS PTY LTD	MAAA044508	PRIVATE SECTOR INSTITUTION	PUBLIC WORKS AND BASIC SERVICE	PANEL OF SERVICE PROVIDERS FOR HIRE OF CONSTRUCTION PLANT TO SERVICE THE MUNICIPALITY	CONSTRUCTION	IT IS BASED ON THE APPROVED RATE OF R 113 712.00 INCLUDING ALL ITEMS	R -	R -	0	13/02/2023	12/02/2026	36	Completed	0	R -	
426	8/1/2/4/421	PW5-8026/22/23	SERVICE LEVEL AGREEMENT	UKWAZI HOME DEVELOPMENT PROJECTS CC	MAAA0324299	PRIVATE SECTOR INSTITUTION	PUBLIC WORKS AND BASIC SERVICE	CREIGHTON SPORTS CENTRALPHASE 2CONSTRUCTION OF ARTIFICIAL TURF GRASS	CONSTRUCTION	R 15,369,393.30	9,609,432.02	R 5,759,961.28	0	14/02/2023	27/08/2024	6	EXTENDED	7 MONTHS AND 2 WEEKS	R 2,555,021.20	VO of R2 555 021.20 was made due addition of scope of work. Extension of contract time has been approved for a period of 3 months and two weeks due to additional work. Contract has been extended further for a period of 3 months due to inclement weather condition.
427	8/1/2/4/422	PW5-8046/22/23	SERVICE LEVEL AGREEMENT	MOBILE TELEPHONE NETWORK	MAAA00934729	PRIVATE SECTOR INSTITUTION	CORPORATE SERVICES	PROVISION OF INTERNET SERVICE FOR A PERIOD OF 3 YEARS	OTHER	R 2,099,415.40	440,217.79	R 1,659,197.61	0	16/02/2023	15/02/2026	36	Completed	0	R -	
429	8/1/2/4/424	BTD-8014/23/23	SERVICE LEVEL AGREEMENT	PETAL OFFICE TRADING	MAAA1134783	PRIVATE SECTOR INSTITUTION	BUDGET TREASURY OFFICE	PROVISION OF VEHICLE BRANDING	OTHER	IT IS BASED ON THE APPROVED RATE OF R99 500.00 FOR DIFFERENT VEHICLES	294,975.00	R -	0	04/03/2023	28/02/2026	36	Completed	0	R -	
430	8/1/2/4/425	PW5-8031/23/23	SERVICE LEVEL AGREEMENT	EMAKAZEN TRADING ENTERPRISE CC T/A HARVEY WORLD TRAVEL	MAAA0138750	PRIVATE SECTOR INSTITUTION	PUBLIC WORKS AND BASIC SERVICE	PROVISION OF TRAVEL AGENT SERVICES	OTHER	IT IS BASED ON THE APPROVED RATE OF R44 INCLUDING ALL ITEMS	3,158,350.82	R -	0	01/03/2023	28/02/2026	36	Completed	0	R -	
431	8/1/2/4/426	PW5-8031/23/23	SERVICE LEVEL AGREEMENT	KWILANGWANE TRADING PTY LTD	MAAA033351	PRIVATE SECTOR INSTITUTION	PUBLIC WORKS AND BASIC SERVICE	PANEL OF SERVICE PROVIDERS TO SUPPLY AND DELIVERY OF PW5 PROTECTIVE CLOTHING	OTHER	IT IS BASED ON THE APPROVED RATE OF R2 826.92 INCLUDING ALL ITEMS	421,139.74	R -	0	15 /03/2023	15/03/2026	36	Completed	0	R -	
432	8/1/2/4/427	PW5-8030/22/23	SERVICE LEVEL AGREEMENT	MATHSWELELE PTY LTD	MAAA0738814	PRIVATE SECTOR INSTITUTION	PUBLIC WORKS AND BASIC SERVICE	PANEL OF SERVICE PROVIDERS TO SUPPLY AND DELIVERY OF PW5 PROTECTIVE CLOTHING	OTHER	IT IS BASED ON THE APPROVED RATE OF R49 989.50 INCLUDING ALL ITEMS	207,545.00	R -	0	15 /03/2023	15/03/2026	36	Completed	0	R -	
433	8/1/2/4/428	PW5-8033/23/23	SERVICE LEVEL AGREEMENT	NONDAMENHLE TRADING (PTY) LTD	MAAA0426205	PRIVATE SECTOR INSTITUTION	PUBLIC WORKS AND BASIC SERVICE	PANEL OF SERVICE PROVIDERS TO SUPPLY AND DELIVERY OF PW5 PROTECTIVE CLOTHING	OTHER	IT IS BASED ON THE APPROVED RATE OF R44 503.84 INCLUDING ALL ITEMS	-	R -	0	15/03/2023	15/03/2026	36	Completed	0	R -	
434	8/1/2/4/429	PW5-8033/23/23	SERVICE LEVEL AGREEMENT	KWASHAZIMULA PTY LTD	MAAA1168121	PRIVATE SECTOR INSTITUTION	PUBLIC WORKS AND BASIC SERVICE	PANEL OF SERVICE PROVIDERS TO SUPPLY AND DELIVERY OF PW5 PROTECTIVE CLOTHING	OTHER	IT IS BASED ON THE APPROVED RATE OF R50 243 INCLUDING ALL ITEMS	270,890.00	R -	0	15/03/2023	15/03/2026	36	Completed	0	R -	
436	8/1/2/4/431	CORP-8045/22/23	SERVICE LEVEL AGREEMENT	BSK HEALTH SERVICE PTY LTD	MAAA1145965	PRIVATE SECTOR INSTITUTION	CORPORATE SERVICES	PANEL OF OCCUPATIONAL HEALTH PROFESSIONALS	PROFESSIONAL SERVICES	IT IS BASED ON THE APPROVED	-	R -	0	02/05/2023	30/04/2026	36	Completed	0	R -	
435	8/1/2/4/432	CORP-8045/22/23	SERVICE LEVEL AGREEMENT	DR L S NEMUKONGWE INCORPORATED	MAAA0190037	PRIVATE SECTOR INSTITUTION	CORPORATE SERVICES	PANEL OF OCCUPATIONAL HEALTH PROFESSIONALS	PROFESSIONAL SERVICES	IT IS BASED ON THE APPROVED	21,769.50	R 21,769.50	0	02/05/2023	30/04/2026	36	Completed	0	R -	
436	8/1/2/4/433	CORP-8045/22/23	SERVICE LEVEL AGREEMENT	DR MTHOKUZI EDZ INC	MAAA0128455	PRIVATE SECTOR INSTITUTION	CORPORATE SERVICES	PANEL OF OCCUPATIONAL HEALTH PROFESSIONALS	PROFESSIONAL SERVICES	IT IS BASED ON THE APPROVED	7,457.00	R -	0	02/05/2023	30/04/2026	36	Completed	0	R -	
437	8/1/2/4/434	CORP-8045/22/23	SERVICE LEVEL AGREEMENT	BNV TRADING	MAAA0197890	PRIVATE SECTOR INSTITUTION	CORPORATE SERVICES	PANEL OF OCCUPATIONAL HEALTH PROFESSIONALS	PROFESSIONAL SERVICES	IT IS BASED ON THE APPROVED	-	R -	0	02/05/2023	30/04/2026	36	Completed	0	R -	
439	8/1/2/4/436	PW5-8032/23/23	SERVICE LEVEL AGREEMENT	PHOHLOPHOLO TRADING ENTERPRISE	MAAA0140287	PRIVATE SECTOR INSTITUTION	PUBLIC WORKS AND BASIC SERVICE	CONSTRUCTION OF CREIGHTON STORAGE/ ARCHIVES	CONSTRUCTION	R 7,006,113.95	5,354,452.42	R 1,651,661.53	0	08/05/2023	29/08/2024	6	EXTENDED	2	R -	Contract has been extended for period of two months due to inclement weather
441	8/1/2/4/438	PW5-8032/22/23	SERVICE LEVEL AGREEMENT	UNDERSBERG FOREST AND GARDEN	MAAA0285940	PRIVATE SECTOR INSTITUTION	PUBLIC WORKS AND BASIC SERVICES	REPAIRS AND MAINTENANCE OF SMALL PLANT AND EQUIPMENT	EQUIPMENT MAINTENANCE	IT IS BASED ON THE APPROVED RATE OF R2 302.50 INCLUDING ALL DIFFERENT ITEMS	158,438.03	R -	0	25/05/2023	25/05/2026	36	Completed	0	R -	
443	8/1/2/4/440	PW5-8033/22/23	SERVICE LEVEL AGREEMENT	LUVOLABADIA PTY LTD	MAAA1287189	PRIVATE SECTOR INSTITUTION	PUBLIC WORKS AND BASIC SERVICES	PANEL TO SUPPLY AND DELIVERY OF REFUSE BAGS	WASTE SERVICES	IT IS BASED ON THE APPROVED RATE OF R2 025 INCLUDING TRANSPORT	-	R -	0	10/06/2023	10/06/2026	36	Completed	0	R -	
444	8/1/2/4/441	PW5-8033/22/23	SERVICE LEVEL AGREEMENT	CHAMPION CIVLS	MAAA0122563	PRIVATE SECTOR INSTITUTION	PUBLIC WORKS AND BASIC SERVICES	PANEL TO SUPPLY AND DELIVERY OF REFUSE BAGS	WASTE SERVICES	IT IS BASED ON THE APPROVED RATE OF R2 008.60 INCLUDING TRANSPORT	-	R -	0	19/06/2023	18/06/2026	36	Completed	0	R -	
445	8/1/2/4/442	PW5-8033/22/23	SERVICE LEVEL AGREEMENT	SHEMINTU AND SON'S (PTY) LTD	MAAA0980718	PRIVATE SECTOR INSTITUTION	PUBLIC WORKS AND BASIC SERVICES	PANEL TO SUPPLY AND DELIVERY OF REFUSE BAGS	WASTE SERVICES	IT IS BASED ON THE APPROVED RATE OF R939.15 INCLUDING TRANSPORT	243,320.00	R -	0	19/06/2023	18/06/2026	36	Completed	0	R -	
447	8/1/2/4/444	CORP-8059/22/23	SERVICE LEVEL AGREEMENT	NTSHENGLA TRADING ENTERPRISE	MAAA083453	PRIVATE SECTOR INSTITUTION	CORPORATE SERVICES	PANEL TO SUPPLY AND DELIVERY OF STATIONERY	STATIONERY	IT IS BASED ON THE APPROVED RATE AS BIDD	-	R -	0	01/07/2023	30/06/2026	36	Completed	0	R -	
448	8/1/2/4/445	CORP-8059/22/23	SERVICE LEVEL AGREEMENT	AMANCWABANE TRADING ENTERPRISE	MAAA0154500	PRIVATE SECTOR INSTITUTION	CORPORATE SERVICES	PANEL TO SUPPLY AND DELIVERY OF STATIONERY	STATIONERY	IT IS BASED ON THE APPROVED RATE AS BIDD	-	R -	0	01/07/2023	30/06/2026	36	Completed	0	R -	
449	8/1/2/4/446	CORP-8059/22/23	SERVICE LEVEL AGREEMENT	ONKALAMANGA TRADING	MAAA0340186	PRIVATE SECTOR INSTITUTION	CORPORATE SERVICES	PANEL TO SUPPLY AND DELIVERY OF STATIONERY	STATIONERY	IT IS BASED ON THE APPROVED RATE AS BIDD	348,520.00	R -	0	01/07/2023	30/06/2026	36	Completed	0	R -	
450	8/1/2/4/447	CORP-8059/22/23	SERVICE LEVEL AGREEMENT	MATHATHA TRADING ENTERPRISE (PTY) LTD	MAAA027485	PRIVATE SECTOR INSTITUTION	CORPORATE SERVICES	PANEL TO SUPPLY AND DELIVERY OF STATIONERY	STATIONERY	IT IS BASED ON THE APPROVED RATE AS BIDD	56,350.00	R -	0	01/07/2023	30/06/2026	36	Completed	0	R -	
451	8/1/2/4/448	CORP-8060/22/23	SERVICE LEVEL AGREEMENT	CLEAN SPOT SOLUTIONS	MAAA0280979	PRIVATE SECTOR INSTITUTION	CORPORATE SERVICES	PANEL TO SUPPLY AND DELIVERY OF CLEANING MATERIAL	CLEANING SERVICES	IT IS BASED ON THE APPROVED RATE AS BIDD	52,635.50	R -	0	01/07/2023	30/06/2026	36	Completed	0	R -	
453	8/1/2/4/449	CORP-8060/22/23	SERVICE LEVEL AGREEMENT	NTSHENGLA TRADING ENTERPRISE	MAAA083453	PRIVATE SECTOR INSTITUTION	CORPORATE SERVICES	PANEL TO SUPPLY AND DELIVERY OF CLEANING MATERIAL	CLEANING SERVICES	IT IS BASED ON THE APPROVED RATE AS BIDD	-	R -	0	01/07/2023	30/06/2026	36	Completed	0	R -	

CONTRACT NUMBER	BID/QUOTATION NUMBER	ORDER NO.	CONTRACT TYPE	APPOINTED BIDDER	CENTRAL SUPPLIER DATABASE REGISTRATION NO.	PARTY TYPE	MUNICIPALITY VOTE/DEPARTMENT	DESCRIPTION OF GOODS/SERVICES/PROJECTS	CATEGORY	CONTRACT VALUE AS PER CONTRACT	CONTRACT AMOUNT PAID	BALANCE OF CONTRACT VALUE	PERCENTAGE ESCALATION	CONTRACT START DATE	CONTRACT END DATE	CONTRACT DURATION IN MONTHS	CONTRACT STATUS	CONTRACT EXTENSION PERIOD IN MONTHS	CONTRACT EXTENSION VALUE	COMMENTS
451	8/1/24/450	0	SERVICE LEVEL AGREEMENT	SHEMUNTU AND SONS (PTY) LTD	MAAA098728	PRIVATE SECTOR INSTITUTE	CORPORATE SERVICES	PANEL TO SUPPLY AND DELIVERY OF CLEANING MATERIAL	CLEANING SERVICES	IT IS BASED ON THE APPROVED RATE AS BIDD	124,353.64	R -	0	01/07/2023	30/06/2025	36	CURRENT	0	R -	
454	8/1/24/451	0	SERVICE LEVEL AGREEMENT	MATHUTHA TRADING ENTERPRISE (PTY) LTD	MAAA0427485	PRIVATE SECTOR INSTITUTE	CORPORATE SERVICES	PANEL TO SUPPLY AND DELIVERY OF CLEANING MATERIAL	CLEANING SERVICES	IT IS BASED ON THE APPROVED RATE AS BIDD	86,691.90	R -	0	01/07/2023	30/06/2025	36	CURRENT	0	R -	
455	8/1/24/452	0	SERVICE LEVEL AGREEMENT	TYCOON HOLDINGS TOWING AND RECOVERY	MAAA1284220	PRIVATE SECTOR INSTITUTE	COMMUNITY SERVICES	PANEL OF TOWING SERVICES	TRANSPORTATION	IT IS BASED ON THE APPROVED RATE OF R4000 FOR SKILLED PERSONNEL AND R1800 TRUCK HIRE	-	R -	0	01/07/2023	30/06/2026	36	CURRENT	0	R -	
456	8/1/24/453	0	SERVICE LEVEL AGREEMENT	SAMBA SOLUTIONS	MAAA0669723	PRIVATE SECTOR INSTITUTE	OFFICE OF THE MUNICIPAL MANAGER	PANEL OF FIVE INTERNAL AUDIT (IA) SERVICES PROVIDERS	PROFESSIONAL SERVICES	IT IS BASED ON THE APPROVED DPSA RATES	-	R -	0	14/07/2023	14/07/2026	36	CURRENT	0	R -	
457	8/1/24/454	0	SERVICE LEVEL AGREEMENT	MNTAMBO FINANCIAL CONSULTING	MAAA0634067	PRIVATE SECTOR INSTITUTE	OFFICE OF THE MUNICIPAL MANAGER	PANEL OF FIVE INTERNAL AUDIT (IA) SERVICES PROVIDERS	PROFESSIONAL SERVICES	IT IS BASED ON THE APPROVED DPSA RATES	-	R -	0	14/07/2023	14/07/2026	36	CURRENT	0	R -	
458	8/1/24/455	0	SERVICE LEVEL AGREEMENT	NSUBANE AND CO PARTNERS	MAAA0219251	PRIVATE SECTOR INSTITUTE	OFFICE OF THE MUNICIPAL MANAGER	PANEL OF FIVE INTERNAL AUDIT (IA) SERVICES PROVIDERS	PROFESSIONAL SERVICES	IT IS BASED ON THE APPROVED DPSA RATES	-	R -	0	14/07/2023	14/07/2026	36	CURRENT	0	R -	
459	8/1/24/456	0	SERVICE LEVEL AGREEMENT	SIFHO GLAD CONSTRUCTION AND GENERAL TRADING	MAAA0471236	PRIVATE SECTOR INSTITUTE	PUBLIC WORKS AND BASIC SERVICES	CONSTRUCTION OF DRUMMERS ASPHALT SURFACING ROAD PHASE 2 (SECTION 2) NTOKODWENI ROAD	CONSTRUCTION	R 4,392,000.37	3,053,388.00	R 1,338,612.37	0	01/08/2023	29/01/2024	6	CURRENT	0	R -	
461	8/1/24/458	0	SERVICE LEVEL AGREEMENT	LEWASH HOME DEVELOPMENT PROJECT CC	MAAA024299	PRIVATE SECTOR INSTITUTE	PUBLIC WORKS AND BASIC SERVICES	CONSTRUCTION OF GALA CRECH	CONSTRUCTION	R 2,190,387.73	1,728,123.19	R 462,264.54	0	01/08/2023	29/01/2024	6	EXPIRED	1	R -	Contract was extended for a period of one month from 1 February 2024 to 29 February 2024 due to element weather condition. The project is now practical complete
463	8/1/24/460	0	SERVICE LEVEL AGREEMENT	NATED SYSTEM (PTY) LTD	MAAA0979414	PRIVATE SECTOR INSTITUTE	CORPORATE SERVICES	SUPPLY, INSTALLATION AND CONFIGURATION OF ELECTRONIC DOCUMENTS AND RECORDS MANAGEMENT SYSTEM (EDRMS)	IT SERVICES	R 880,150.00	-	R 880,150.00	0	18/08/2023	17/08/2025	36	CURRENT	0	R -	
464	8/1/24/463	0	SERVICE LEVEL AGREEMENT	BLUECLOUD IT SOLUTIONS	MAAA0802757	PRIVATE SECTOR INSTITUTE	CORPORATE SERVICES	SUPPLY AND DELIVERY OF ADOBE ACROBAT DC PRO VOLUME LICENCE	IT SERVICES	R 1,143,127.98	438,152.39	R 705,175.59	0	15/08/2023	25/08/2025	36	CURRENT	0	R -	
465	8/1/24/462	0	SERVICE LEVEL AGREEMENT	LEWASH HOME DEVELOPMENT PROJECT CC	MAAA0314299	PRIVATE SECTOR INSTITUTE	PUBLIC WORKS AND BASIC SERVICES	CONSTRUCTION OF MATHUTHA/ MASHAMENI COMMUNITY HALL	CONSTRUCTION	R 4,118,260.32	1,467,826.54	R 2,650,433.78	0	13/09/2023	30/04/2024	7 MONTHS AND TWO WEEKS	CURRENT	0	R -	
468	8/1/24/466	0	SERVICE LEVEL AGREEMENT	TYCOON HOLDINGS TOWING AND RECOVERY	MAAA1284220	PRIVATE SECTOR INSTITUTE	PUBLIC WORKS AND BASIC SERVICES	SUPPLY AND DELIVERY OF SKIP BINS	OTHER	R 435,000.00	192,000.00	R 243,000.00	0	18/09/2023	04/04/2024	3	EXTENDED	3 MONTHS AND 18 DAYS	R -	contract has been extended for a period of 2 months due to december shut down period
470	8/1/24/467	0	SERVICE LEVEL AGREEMENT	EMERSON WASTE MANAGEMENT (PTY) LTD	MAAA0983474	PRIVATE SECTOR INSTITUTE	PUBLIC WORKS AND BASIC SERVICES	REMOVAL OF WASTE FROM HEMVELLE TRANSFER STATION	WASTE SERVICES	IT IS BASED ON THE APPROVED RATE OF R27 504.02 FOR RENTAL AND TRANSPORTATION	692,603.57	R 692,603.57	0	16/10/2023	16/10/2026	36	CURRENT	0	R -	
471	8/1/24/468	0	SERVICE LEVEL AGREEMENT	AQUA TRANSPORT & PLANT HIRE	MAAA0000492	PRIVATE SECTOR INSTITUTE	PUBLIC WORKS AND BASIC SERVICES	PANEL OF 3 SERVICE PROVIDERS TO PROVIDE HONEY SUCKING AND HIGH WATER PRESSURE JETTING SERVICES	WASTE SERVICES	IT IS BASED ON THE APPROVED RATE OF R22 300 FOR HONEY SUCKING AND JETTING CLEANING HARD	R -	R -	0	17/10/2023	17/10/2026	36	CURRENT	0	R -	
472	8/1/24/469	0	SERVICE LEVEL AGREEMENT	SHEMUNTU AND SONS	MAAA098728	PRIVATE SECTOR INSTITUTE	PUBLIC WORKS AND BASIC SERVICES	PANEL OF 3 SERVICE PROVIDERS TO PROVIDE HONEY SUCKING AND HIGH WATER PRESSURE JETTING SERVICES	WASTE SERVICES	IT IS BASED ON THE APPROVED RATE OF R11 879.50 FOR HONEY SUCKING AND JETTING CLEANING	120,750.00	R 120,750.00	0	17/10/2023	17/10/2026	36	CURRENT	0	R -	
473	8/1/24/472	0	SERVICE LEVEL AGREEMENT	EKENE INVESTMENTS CC	MAAA0012316	PRIVATE SECTOR INSTITUTE	PUBLIC WORKS AND BASIC SERVICES	PANEL OF 3 SERVICE PROVIDERS TO PROVIDE HONEY SUCKING AND HIGH WATER PRESSURE JETTING SERVICES	WASTE SERVICES	IT IS BASED ON THE APPROVED RATE OF R14 629 FOR HONEY SUCKING AND JETTING CLEANING	R -	R -	0	17/10/2023	17/10/2026	36	CURRENT	0	R -	
474	8/1/24/471	0	SERVICE LEVEL AGREEMENT	BUHLERBEZWE TRADING (PTY) LTD	MAAA0212843	PRIVATE SECTOR INSTITUTE	PUBLIC WORKS AND BASIC SERVICES	RENOVATION OF ELMON SPORTFIELD	OTHER	R 45,259.00	399,877.50	R 81,717.50	0	31/10/2023	31/10/2024	2	EXTENDED	3	R -	Contract has been extended for a period of two months due to December shut-down period and heavy rains. Contract has been extended further due to additional work.
475	8/1/24/473	0	SERVICE LEVEL AGREEMENT	MATHUTHA TRADING ENTERPRISE (PTY) LTD	MAAA0427485	PRIVATE SECTOR INSTITUTE	COMMUNITY SERVICES	SUPPLY AND DELIVERY OF EMERGENCY CENTRE AND PARISHOME FURNITURE	OTHER	R 1,809,985.00	301,061.50	R 1,508,923.50	0	06/12/2023	30/06/2024	3	EXTENDED	3 months and 24 Days	R -	Contract has been extended for a period of 3 months and 24 days due to that the furniture is being manufactured from scratch and it time consuming.
476	8/1/24/474	0	SERVICE LEVEL AGREEMENT	TYCOON HOLDINGS TOWING AND RECOVERY	MAAA1284220	PRIVATE SECTOR INSTITUTE	PUBLIC WORKS AND BASIC SERVICES	RENOVATION OF MUPHUMWANE SPORTFIELD	OTHER	R 460,000.00	-	R 460,000.00	0	13/11/2023	13/02/2024	3	EXPIRED	0	R -	Project is practical completed.
477	8/1/24/475	0	SERVICE LEVEL AGREEMENT	TYCOON HOLDINGS TOWING AND RECOVERY	MAAA1284220	PRIVATE SECTOR INSTITUTE	COMMUNITY SERVICES	SUPPLY AND DELIVERY OF SIX NEW FULLY EQUIPPED MOBILE LIBRARY	VEHICLES	R 2,500,000.00	-	R 2,500,000.00	0	13/11/2023	31/05/2024	6 MONTHS AND 18 DAYS	EXPIRED	0	R -	Service provider declined or terminated the contract.
478	8/1/24/476	0	SERVICE LEVEL AGREEMENT	LEWASH HOME DEVELOPMENT PROJECT CC	MAAA0314299	PRIVATE SECTOR INSTITUTE	COMMUNITY SERVICES	SUPPLY AND DELIVERY OF FIRE-FIGHTERS PHYSICAL FITNESS EQUIPMENT	OTHER	R 735,700.00	-	R 735,700.00	0	21/11/2023	14/04/2024	3	EXTENDED	2	R -	
479	8/1/24/477	0	SERVICE LEVEL AGREEMENT	EV ENGINEERS & INDUSTRIAL SUPPLIES	MAAA0151679	PRIVATE SECTOR INSTITUTE	PUBLIC WORKS AND BASIC SERVICES	SUPPLY AND DELIVERY OF CONCRETE STORM WATER PIPES	OTHER	R 378,637.50	-	R 378,637.50	0	05/12/2023	13/02/2024	1 MONTH AND 1 WEEK	EXPIRED	42 DAYS	R -	Contract was extended for a period of 42 days due to December shut down for manufacturing companies. The project now is completed.
480	8/1/24/477	0	SERVICE LEVEL AGREEMENT	MASHAKHOSWE TRADING	MAAA1197118	PRIVATE SECTOR INSTITUTE	PUBLIC WORKS AND BASIC SERVICES	CONSTRUCTION OF UNDERBERG AND HEMVELLE CEMETERY PAVING	CONSTRUCTION	R 387,128.00	323,000.00	R 64,128.00	0	11/12/2023	29/02/2024	2 MONTHS AND 3 WEEKS	EXPIRED	0	R -	Project is now practical completed.
481	8/1/24/478	0	SERVICE LEVEL AGREEMENT	MATHUTHA TRADING ENTERPRISE (PTY) LTD	MAAA0427485	PRIVATE SECTOR INSTITUTE	PUBLIC WORKS AND BASIC SERVICES	RENOVATION OF KWANTHULA SPORTFIELD	OTHER	R 508,449.39	151,584.38	R 356,865.01	0	05/12/2023	05/09/2024	3	CURRENT	0	R 66,666.79	Variation order of R66 666,79 has been made due to heavy rain that removed the compact
482	8/1/24/479	0	SERVICE LEVEL AGREEMENT	LANREC (PTY) LTD	MAAA0600819	PRIVATE SECTOR INSTITUTE	PUBLIC WORKS AND BASIC SERVICES	RENOVATION OF CREIGHTON POUND	MAINTENANCE OF BUILDINGS	R 196,900.00	76,665.00	R 120,235.00	0	05/12/2023	05/08/2024	3	CURRENT	0	R -	
483	8/1/24/480	0	SERVICE LEVEL AGREEMENT	DUKADLA TRADING AND PROJECT (PTY) LTD	MAAA0564286	PRIVATE SECTOR INSTITUTE	PUBLIC WORKS AND BASIC SERVICES	RENOVATION OF CREIGHTON FLATS	MAINTENANCE OF BUILDINGS	R 222,167.00	141,646.53	R 80,520.47	0	05/12/2023	05/03/2024	3	CURRENT	0	R -	
484	8/1/24/481	0	SERVICE LEVEL AGREEMENT	MHLONGO TRANSCOIN SECURITY SERVICES (PTY) LTD	MAAA1008328	PRIVATE SECTOR INSTITUTE	CORPORATE SERVICES	PROVISION OF SECURITY SERVICES AND VIP PROTECTION FOR A PERIOD OF 36 MONTHS	SECURITY SERVICES	R 57,386,260.00	3,371,448.33	R 54,014,811.67	0.0721	03/01/2024	03/01/2027	36	CURRENT	0	R -	
485	8/1/24/482	0	SERVICE LEVEL AGREEMENT	LANREC (PTY) LTD	MAAA0600819	PRIVATE SECTOR INSTITUTE	COMMUNITY SERVICES	PANEL OF SERVICE PROVIDERS FOR CONSTRUCTION OF OSS HOUSES	CONSTRUCTION	IT IS BASED ON THE APPROVED RATE OF R211 000.00	-	R -	7.00%	22/01/2024	22/01/2027	36	CURRENT	0	R -	
486	8/1/24/483	0	SERVICE LEVEL AGREEMENT	EMZWE CONSTRUCTION AND PROJECTS	MAAA0133076	PRIVATE SECTOR INSTITUTE	COMMUNITY SERVICES	PANEL OF SERVICE PROVIDERS FOR CONSTRUCTION OF OSS HOUSES	CONSTRUCTION	IT IS BASED ON THE APPROVED RATE OF R148 160.00	-	R -	5.4% AND 4.5%	22/01/2024	22/01/2027	36	CURRENT	0	R -	
487	8/1/24/484	0	SERVICE LEVEL AGREEMENT	AMANDI HLOMBE TRADING 73	MAAA0123452	PRIVATE SECTOR INSTITUTE	COMMUNITY SERVICES	PANEL OF SERVICE PROVIDERS FOR CONSTRUCTION OF OSS HOUSES	CONSTRUCTION	IT IS BASED ON THE APPROVED RATE OF R157 420.00	-	R -	3.2% AND 3%	22/01/2024	22/01/2027	36	CURRENT	0	R -	
488	8/1/24/485	0	SERVICE LEVEL AGREEMENT	SAWUTI TRADING AND PROJECT (PTY) LTD	MAAA1274242	PRIVATE SECTOR INSTITUTE	COMMUNITY SERVICES	PANEL OF SERVICE PROVIDERS FOR CONSTRUCTION OF OSS HOUSES	CONSTRUCTION	IT IS BASED ON THE APPROVED RATE OF R158 000.00	-	R -	0.06	22/01/2024	22/01/2027	36	CURRENT	0	R -	
489	8/1/24/486	0	SERVICE LEVEL AGREEMENT	MHLABANE TRADING (PTY) LTD	MAAA130584	PRIVATE SECTOR INSTITUTE	COMMUNITY SERVICES	PANEL OF SERVICE PROVIDERS FOR CONSTRUCTION OF OSS HOUSES	CONSTRUCTION	IT IS BASED ON THE APPROVED RATE OF R200 000.00	-	R -	5% AND 0%	22/01/2024	22/01/2027	36	CURRENT	0	R -	
490	8/1/24/487	0	SERVICE LEVEL AGREEMENT	MATHUTHA 95 CONSTRUCTION	MAAA033340	PRIVATE SECTOR INSTITUTE	COMMUNITY SERVICES	PANEL OF SERVICE PROVIDERS FOR CONSTRUCTION OF OSS HOUSES	CONSTRUCTION	IT IS BASED ON THE APPROVED RATE OF R184 954.24	-	R -	6.7% AND 7.5%	22/01/2024	22/01/2027	36	CURRENT	0	R -	
491	8/1/24/488	0	SERVICE LEVEL AGREEMENT	NDU B TRADING ENTERPRISE	MAAA1296923	PRIVATE SECTOR INSTITUTE	COMMUNITY SERVICES	PANEL OF SERVICE PROVIDERS FOR CONSTRUCTION OF OSS HOUSES	CONSTRUCTION	IT IS BASED ON THE APPROVED RATE OF R192 280.00	-	R -	0.1	22/01/2024	22/01/2027	36	CURRENT	0	R -	
492	8/1/24/489	0	SERVICE LEVEL AGREEMENT	BUHLERBEZWE TRADING (PTY) LTD	MAAA0212843	PRIVATE SECTOR INSTITUTE	COMMUNITY SERVICES	PANEL OF SERVICE PROVIDERS FOR CONSTRUCTION OF OSS HOUSES	CONSTRUCTION	IT IS BASED ON THE APPROVED RATE OF R173 885.00	-	R -	0.079	22/01/2024	22/01/2027	36	CURRENT	0	R -	
493	8/1/24/490	0	SERVICE LEVEL AGREEMENT	TYCOON HOLDINGS TOWING AND RECOVERY	MAAA1284220	PRIVATE SECTOR INSTITUTE	COMMUNITY SERVICES	PANEL OF SERVICE PROVIDERS FOR CONSTRUCTION OF OSS HOUSES	CONSTRUCTION	IT IS BASED ON THE APPROVED RATE OF R169 900.00	-	R -	5% AND 7.0%	22/01/2024	22/01/2027	36	CURRENT	0	R -	
494	8/1/24/491	0	SERVICE LEVEL AGREEMENT	KELOMATHI PTY LTD	MAAA13B046	PRIVATE SECTOR INSTITUTE	COMMUNITY SERVICES	PANEL OF SERVICE PROVIDERS FOR CONSTRUCTION OF OSS HOUSES	CONSTRUCTION	IT IS BASED ON THE APPROVED RATE OF R223 740.00	-	R -	0.06	22/01/2024	22/01/2027	36	CURRENT	0	R -	
495	8/1/24/492	0	SERVICE LEVEL AGREEMENT	MATHUTHA TRADING ENTERPRISE (PTY) LTD	MAAA0427485	PRIVATE SECTOR INSTITUTE	COMMUNITY SERVICES	PANEL OF SERVICE PROVIDERS FOR CONSTRUCTION OF OSS HOUSES	CONSTRUCTION	IT IS BASED ON THE APPROVED RATE OF R167 196.50	-	R -	4.50% AND 4.5%	22/01/2024	22/01/2027	36	CURRENT	0	R -	
496	8/1/24/493	0	SERVICE LEVEL AGREEMENT	KEMBAL TRADING (PTY) LTD	MAAA0394311	PRIVATE SECTOR INSTITUTE	COMMUNITY SERVICES	PANEL OF SERVICE PROVIDERS FOR CONSTRUCTION OF OSS HOUSES	CONSTRUCTION	IT IS BASED ON THE APPROVED RATE OF R130 130.00	-	R -	0.079	22/01/2024	22/01/2027	36	CURRENT	0	R -	
497	8/1/24/494	0	SERVICE LEVEL AGREEMENT	FAMO III 16	MAAA013204	PRIVATE SECTOR INSTITUTE	COMMUNITY SERVICES	PANEL OF SERVICE PROVIDERS FOR CONSTRUCTION OF OSS HOUSES	CONSTRUCTION	IT IS BASED ON THE APPROVED RATE OF R173 434.00	-	R -	0	22/01/2024	22/01/2027	36	CURRENT	0	R -	
498	8/1/24/495	0	SERVICE LEVEL AGREEMENT	SGQKI TRADING	MAAA0257465	PRIVATE SECTOR INSTITUTE	PUBLIC WORKS AND BASIC SERVICES	SUPPLY AND DELIVERY OF 8 BUS SHELTER	OTHER	R 240,000.00	R -	R 240,000.00	0	24/01/2024	24/03/2024	2	CURRENT	0	R -	
499	8/1/24/496	0	SERVICE LEVEL AGREEMENT	ZIZYANE CONSTRUCTION	MAAA054435	PRIVATE SECTOR INSTITUTE	PUBLIC WORKS AND BASIC SERVICES	RENOVATION AND MAINTENANCE OF UNDERBERG LIBRARY	MAINTENANCE OF BUILDINGS	R 229,905.35	R -	R 229,905.35	0	01/02/2024	30/04/2024	3	CURRENT	0	R -	
500	8/1/24/497	0	SERVICE LEVEL AGREEMENT	PUFF EMERGENCY SERVICES	MAAA023076	PRIVATE SECTOR INSTITUTE	PUBLIC WORKS AND BASIC SERVICES	CONCRETE SURFACING OF UNDERBERG RIVER PHASE 4 - RIVERVIEW ACCESS ROAD	CONSTRUCTION	R 3,172,570.10	R -	R 3,172,570.10	0	02/02/2024	02/08/2024	6	CURRENT	0	R -	

Prepared by: N. Xaba
 Signature: 
 Date: 06/03/2024

Reviewed by: N. Wela
 Signature: 
 Date: 08/03/2024

MIS. ELECTRIFICATION AND INTERNAL FUNDED PROJECTS											
Ward	Project Name	Jul-23	Aug-23	Sep-23	Oct-23	Nov-23	Dec-24	Jan-24	Feb-24	Reason for Delays	Remedial Action
2023/24 FINANCIAL YEAR PROJECTS											
2023/24 FINANCIAL YEAR MIS. PROJECTS											
14	Creighton Sport Center phase 2	The project is 65% complete, the service provider is busy with finishes on the platform for them to installation turf grass	The project is 72% complete, The service provider is busy with the installation of turf grass and laying of kerbs for running track	The project is 75% complete, The service provider is busy processing G5 for running track	The project is 80% complete, The service provider is busy processing G5 for running track	The project is 85% complete, The service provider completed processing G5 for running track.	The project is 85% complete, The service provider completed processing G5 for running track.	The project is 87% complete, The service provider completed processing G5 for running track.	The project is 90% complete, The service provider is currently busy surfacing of combo courts and is preparing installation of high mast light.	There was the delay due rainy days in december and January.	The project manager is monitoring the project very closely in order to complete the project on time
11	Mafola Community Hall	The brickwork for main hall is complete and currently busy with concrete beams The project is 60% complete	The brickwork for main hall is complete and currently busy with concrete beams The project is 60% complete	The brickwork for main hall is complete and currently busy with concrete beams The project is 60% complete	The brickwork for main hall is complete and currently busy with concrete beams The project is 60% complete		The brickwork for main hall, concrete beams and roof prusses are complete. The project is 65% complete, Roof prusses has been installed.	The brickwork for main hall, concrete beams and roof prusses are complete. The project is 68% complete, Roof prusses has been installed.	The project is 70% complete. Roof sheeting is complete	Delayed due to slow progress by the contractor. The service provider had financial cashflow challenges which caused delays on the project and heavy rain but contract has returned on site and promised to work even on weekends	After notice of slow progress was issued service provider and the service provider promised to speed up the progress on site
3	Underberg Asphalt Road Phase 4	The project is 80% complete, the service provider is busy with the construction of V-drains	The project is 85% complete, the service provider is busy concrete road panels	The project is 89% complete, the service provider is busy with the preparation to lay asphalt	The project is practical complete	N/A	N/A	N/A	N/A		The project manager is monitoring the project very closely
2	Hineville Asphalts Phase 3	The project is 35% complete, the service provider is busy processing G5 material	The project is 60% complete, the service provider is busy with stabilisation of C4 layer	The project is 70% complete	The project is 75% complete and service provider is busy processing G2 material	The project is 80% complete and service provider completed processing G2 material	The project is 95% complete and service provider completed processing and paving of asphalt	The project is 95% complete and service provider completed processing and paving of asphalt	The project is practical complete and service provider is busy with snag list	The service provider which was appointed declined the work, the project was than re-advertised 1. Majiki Construction declined the project. 2. The project was than re-advertised which resulted in delay of the project. 3. The appointment of new service provider was on May 2023	The project manager is monitoring the project very closely
2022/23 FINANCIAL YEAR MIS. PROJECTS											
14	Creighton Storeroom	The project is 45% complete, the service provider is busy with brickwork	The project is 60% complete, the service provider is busy with roof installation	The project is 60% complete, the service provider is busy with roof installation	The project is 65% complete, the service provider is busy with roof installation and guard house	The project is 75% complete, the service provider is completed with roof installation and guard house.	The project is 75% complete, the service provider is busy installing windows and constructing retaining wall.	The project is 80% complete, the service provider is busy installing windows and constructing retaining wall.	The project is 85% complete, the service provider is busy installing ceiling and electrical works	Delayed due to insufficient budget, the project was waiting for the payment period in order to start the internal processes. The project is currently delayed by the slow progress on site by the contractor.	The project has commenced on site. The project manager has issued a notice of slow progress by the contractor and the contractor promised to get back on site with full force
3	Underberg Town Upgrade Phase 4	The project is 70% complete, the service provider is busy with sidewalks	The project is 80% complete, the service provider is currently busy with casting of truck stop	The practical complete	The practical complete	The practical complete	The practical complete	The practical complete	Prctical complete		
10	Bulwer Town Upgrade Phase 2	The project is 75% complete	The project is 75% complete	The project is 75% complete	The project is 75% complete	The project is 75% complete	The project is 75% complete	The project is 75% complete	The project is 75% complete, The municipality is with processes to terminating the contract with service provider	Delayed by the slow progress of service provider. The service provider had financial cashflow challenges which caused delays on the project and also heavy rain	The project manager has issued a notice of slow progress to the service provider and the service provider made promise to speed up the progress on site
14	Creighton Town Upgrade Phase 2	The project is 85% complete, the service provider is busy with the installation of paving bricks	The project is 90% complete, the service provider is waiting for delivery of street light for the installation	The project is 90% complete, the service provider is waiting for delivery of street light for the installation	The project is 90% complete, the service provider is waiting for delivery of street light for the installation	The project is 90% complete, the service provider is waiting for delivery of street light for the installation	The project is 90% complete, the service provider is waiting for delivery of street light for the installation	The project is 90% complete, the service provider is waiting for delivery of street light for the installation	The project is 90% complete, the service provider is waiting for delivery of street light for the installation	The project is currently delayed by the supplier to who will supply street light to be installed at Creighton.	The project manager has issued a notice of slow progress to the contractor and the contractor promised to get back on site with full force when street lights are delivered on site and promised to push supplier to deliver as soon as possible.
Financial Year Access Roads 2023/24											
1	KwaMzimba Access Road	The project is 95% complete	The project is complete	The project is complete	The project is complete	The project is complete	The project is complete	N/A	N/A		
2	Mahwaqa Access Road	The project is on the adjudication stage	The project was re-advertised	The SCM Department is busy with the process to issue an order for the project to commence	The contractor has been appointed awaiting for site handover	The project is complete	The project is complete	N/A	N/A	The new panel of service providers was appointed in Q3 the process was finalised in June 2023	The project was completed by the end of Q2 for the financial year 2023/24
3	Hazyview Crescent Access Road	The order has been issued to service provider	The project is complete	The project is complete	The project is complete	The project is complete	The project is complete	N/A	N/A		
4	Manqoba Access Road	The service provider has been appointed awaiting for site handover	The site handover for service provider has been conducted	The project is complete	The project is complete	The project is complete	The project is complete	N/A	N/A		
5	Leki Access Road	The service provider has been appointed awaiting for site handover	The service provider is currently busy with site establishment	The project is complete	The project is complete	The project is complete	The project is complete	N/A	N/A		

Ward	Project Name	Jul-23	Aug-23	Sep-23	Oct-23	Nov-23	Dec-24	Jan-24	Feb-24	Reason for Delays	Remedial Action
6	Sibomvini to Konki Access road	The project is 20% complete busy with earthworks	The project is complete	The project is complete	The project is complete	The project is complete	The project is complete	N/A	N/A		
6	Mqundekweni Access Road	Construction is in progress	The project is complete	The project is complete	The project is complete	The project is complete	The project is complete	N/A	N/A		
7	Manxwini Access Road	The order has been issued to service provider on the 4th of June 2023, awaiting for site handover	The project is complete	The project is complete	The project is complete	The project is complete	The project is complete	N/A	N/A		
8	eMatendeni to eNgudwini Primary Access Road	The project is on the adjudication stage	The project is on the adjudication stage	The SCM Department is busy with the process to issue an order for the project to commence	The contractor has been appointed awaiting for site handover	The project was completed in November 2023	The project was completed by November 2023	N/A	N/A		The project was completed before the end of Q2 for the financial year 2023/24
8	Zakhsisweni Access Roads	The project is complete	The project is complete	The project is complete	The project is complete	The project is complete	The project is complete	N/A	N/A		
10	Bhidla/st Catherine Access Road	The project is complete	The project is complete	The project is complete	The project is complete	The project is complete	The project is complete	N/A	N/A		
11	Didibhuku Road (Eqwelwini)	The service provider has been appointed awaiting for site hanover	The service provider has established on site, is currently busy with site clearance	The project is complete	The project is complete	The project is complete	The project is complete	N/A	N/A		
12	Sekhela Access Road (Creche)	The project is on the adjudication stage	The project was re-advertised	The SCM Department is busy with the process to issue an order for the project to commence	The contractor has been appointed awaiting for site handover	The project is complete	The project was completed by November 2023	N/A	N/A	Delayed due to the appointment of service providers. Request were made in Q1 and a panel of service providers expired in December 2022 The new panel of service providers was appointed in Q3 the process was finalised in June 2023	The project manager will monitor the project very closely for it to be complete before the end of Q2 for the financial year 2023/24
13	Junction Access Road	The project is on the adjudication stage	The project was re-advertised	The SCM Department is busy with the process to issue an order for the project to commence	The contractor has been appointed awaiting for site handover	The project is complete	The project was completed by November 2023	N/A	N/A	Delayed due to the appointment of service providers. Request were made in Q1 and a panel of service providers expired in December 2022 The new panel of service providers was appointed in Q3 the process was finalised in June 2023	The project was completed by the end of Q2 for the financial year 2023/24
14	Nombulula Access Roads	The project is on the adjudication stage	The project was re-advertised	The SCM Department is busy with the process to issue an order for the project to commence	The contractor has been appointed awaiting for site handover	The project is complete	The project was completed by November 2023	N/A	N/A	Delayed due to the appointment of service providers. Request were made in Q1 and a panel of service providers expired in December 2022 The new panel of service providers was appointed in Q3 the process was finalised in June 2023	The project was completed by the end of Q2 for the financial year 2023/24
15											
2022/23 FINANCIAL YEAR PROJECTS											
2023/24 FINANCIAL YEAR MAIN PROJECTS											
1	Majuzwana Sport fields	The consultant was appointed on the 11th of April 2023, the project is now on the design stage	The consultant was appointed on the 11th of April 2023, the project is now on the design stage	The project is on the design stage	The project is on the design stage	The project is on the design stage	The project is on the design stage	The project is on the design stage	The project is on the design stage		
7	Gala Crech	The contractor has been appointed and is now awaiting for inception meeting	The inception meeting was conducted and the sod turning with take place on the 7th of September 2023	The construction is in progress and the project is 20% complete	The project is 65% complete and the service provider is currently busy with roof installation	The project is 75% complete and the service provider has completed installation of roof and now busy with finishing touches and toilets	The project is 85% complete and the service provider has completed installation of roof and now busy with finishing touches and toilets	The project is 95% complete and the service provider is currently busy with plastering, glazing, ceiling installation and walk way	The project is 100% complete and the service provider is currently busy with plastering, glazing, ceiling installation and walk way		
8	Lwazi Crech (Mkhazini)	The contractor has been appointed and is now awaiting for inception meeting	The handover of a contractor was conducted on the 31st of August 2023, the service provider is currently busy with site establishment	The project is 30% complete, the service provider is busy with brickwork	The project is 55% complete, Brickwork is 100% complete Abutions 100% The service provider is currently busy with roof installation	The project is 60% complete, Brickwork is 100% complete Abutions 100% The service provider is currently busy with fencing	The project is 80% complete, Brickwork is 100% complete Abutions 100% The service provider has completed fencing and now is busy with cleaning of site	The project is 95% complete, The service provider has completed fencing and now is busy with cleaning of site	The project is practical complete		
10	Sizakokhile Crech (Njobokazi)	Intention to award	The service provider has been appointed, now waiting for inception meeting	SOD turning event and establishment was done on the 27 of September 2023	The project is 15% complete and the service provider is currently busy with the excavation	The project is 35% complete and the service provider is currently busy with the brick work	The project is 40% complete and the service provider is currently busy with the brick work	The project is 43% complete and the service provider is currently busy with the brick work	The project is 65% complete and the service provider is currently busy completing roof works		
15	Masameni Community Hall	The contractor has been appointed and the inception meeting will be on the 1st of August 2023	The handover of a contractor was conducted and the service provider is currently busy with site establishment	The project is 15% complete, the service provider is busy with road leveling	The project is 25% complete, the service provider is busy with concrete works	The project is 45% complete, the service provider is busy with concrete works	The project is 55% complete, the service provider is busy with concrete works	The project is 58% complete, the service provider is busy with concrete works	The project is 65% complete, the service provider is busy with concrete works	Delays caused by rain as it is rainy season	Contract is on site and still within program the department monitor closely.
10	Bulwer Asphalt phase 8										
2023/24 FINANCIAL YEAR INTERPREVAL PROJECTS											
2	Upgrading of himeville township asphalt road	Briefing for the appointment of suitable consultant has been conducted. Awaiting for SCM Department to issue an order for the appointed service provider (consultant)	Briefing for the appointment of suitable consultant has been conducted. Awaiting for SCM Department to issue an order for the appointed service provider (consultant)	Briefing for the appointment of suitable consultant has been conducted. Awaiting for SCM Department to issue an order for the appointed service provider (consultant)	Briefing for the appointment of suitable consultant has been conducted. Awaiting for SCM Department to issue an order for the appointed service provider (consultant)	Professional service provider (Consultant has been appointed, inception meeting will take place in December	Professional service provider (Consultant has been appointed, currently busy preparing designs inception took place on the 06 December 2023	Professional service provider (Consultant has been appointed, currently busy preparing designs inception took place on the 06 December 2023	Professional service provider (Consultant has been appointed, currently busy preparing designs inception took place on the 06 December 2023	Delayed due to changes (method) which was done by the scm department for the appointment of service provider	The SCM is now finalising the process to allocate the service provider (consultant) for this project

