



Main Street  
Creighton, 3263

P.O Box 62

Creighton 3263

Phone: +27 39 833 1038

Fax: +27 39 833 1179

Email: mailbox@ndz.gov.za

[www.ndz.gov.za](http://www.ndz.gov.za)

*A Better Place for All*

# **FINANCE COMMITTEE MEETING**

## **AGENDA**

**FOR THE MEETING TO BE HELD ON**

**MONDAY, 20<sup>TH</sup> APRIL 2026 AT 15:00 P.M.**

**VIRTUAL, THROUGH MICROSOFT TEAMS**

# FINANCE COMMITTEE MEETING

## NOTICE OF A FINANCE COMMITTEE MEETING

Dear Members

### MEETING OF A FINANCE COMMITTEE

Notice is hereby given in terms of the Municipal Finance Management Act, No. 56 of 2003, that a Finance Committee Meeting of the **Dr. Nkosazana Dlamini- Zuma Local Municipality** will be held on the **20<sup>th</sup> April 2026 (Monday) at 15:00pm, Virtual through Microsoft teams** for the purpose of considering the items as contained in the attached agenda.

Isaziso somhlangano ngokomthetho wamashumi amahlanu nesthupha (56) olawula ukuphathwa kwezimali (Municipal Finance Management Act No. 56 of 2003) kuzokuba nomhlangano wekomidi lakwa **Finance Committee Meeting** lomkhandlu we Dr. Nkosazana Dlamini-Zuma Municipality ozobanjwa ngohlelo lobuchwepheshe besimanje (Microsoft Teams) ngomhla ziyi 20 kuMbasa ngomsombuluko, **ngehora lesithathu ntambama**, ukuze kubukwe lezizindaba eziqukethwe yile agenda.

Yours faithfully

  
\_\_\_\_\_  
**Cllr P.S. Msomi**  
**Chairperson**

**DR NKOSAZANA DLAMINI-ZUMA LOCAL MUNICIPALITY FINANCE  
COMMITTEE MEETING**

DATE AND TIME : 20<sup>th</sup> April 2026 at 15h00pm

VENUE : Virtual, through Microsoft Teams

**AGENDA**

Item no.	Topic	Reports	Responsibility	Page no.
1.	Opening: Moment of Reflection		Chairperson	
2.	Notice of the Meeting		MM/CFO	
3.	Applications for Leave of Absence		Chairperson	
4.	Acceptance of the Agenda		Chairperson	
5.	Declaration of interest		Chairperson	
6.	Announcements		Chairperson	
7.	Presentations		Chairperson	
8.	<b>Approval of previous minutes:</b> <ul style="list-style-type: none"> <li>• 11<sup>th</sup> February 2026</li> <li>• 16<sup>th</sup> March 2026</li> </ul>		Chairperson	
8.1.	<b>Resolution Register for minutes of the 11<sup>th</sup> February 2026</b>		Chairperson	
9.	<b>FINANCE REPORTS:</b> <ol style="list-style-type: none"> <li>1. Preliminary Monthly in year Monitoring Financial Report for the Month of 31<sup>st</sup> March 2026.</li> <li>2. Payroll Reconciliation for the Month of 31<sup>st</sup> March 2026.</li> <li>3. Expenditure Management Report as at 31<sup>st</sup> March 2026</li> <li>4. Assets Management report as at 31<sup>st</sup> March 2026</li> <li>5. Debtors and Revenue Management reports as at 31<sup>st</sup> March 2026</li> <li>6. Fleet Management Report as at 31<sup>st</sup> March 2026</li> <li>7. Supply Chain Management Report as at 31<sup>st</sup> March 2026</li> <li>8. Monthly report on Contract Management as at 31<sup>st</sup> March 2026</li> <li>9. MIG, Electrification and Internal funded</li> <li>10. SCM report for MFMA Circular No.133 March 2026</li> </ol>		CFO CFO CFO CFO CFO CFO CFO CFO CFO CFO	22 101 106 179 182 208 215 252 262 267
10.	Reports for Consideration	Nil	Chairperson	

11.	In committee Reports	Nil	Chairperson	
12.	Notice of Motion	Nil	Chairperson	
13.	<b>Urgent Reports allowed only with the consensus of the chairperson:</b>	Nil	Chairperson	
14.	Dates of the next meetings/Schedule of meetings		Chairperson	
15.	Closure		Chairperson	

***MINUTES OF DR. NDZ MUNICIPALITY FINANCE COMMITTEE MEETING HELD ON THE 11<sup>th</sup> FEBRUARY 2026 AT 15:00 PM, AT ELANGENI HOTEL, DURBAN***

<b>Present:</b>	<b>Cllrs</b>	<b>P.S. Msomi</b>	<b>Chairperson</b>
		<b>B.B Ntshiza</b>	<b>Committee Member</b>
		<b>I. T Shoba</b>	<b>Committee Member</b>
		<b>D.R. Ngcamu</b>	<b>Committee Member</b>
		<b>N.C. Dlamini</b>	<b>Committee Member</b>
	<b>Merrs</b>	<b>N.C Vezi</b>	<b>Municipal Manager</b>
		<b>P. Mtungwa</b>	<b>CFO</b>
		<b>S.V. Mngadi</b>	<b>Senior Manager PWBS</b>
		<b>J. Sondezi</b>	<b>Senior Manager Corporate &amp; Support Services</b>
		<b>H. Taylor</b>	<b>Manager Assets</b>
		<b>N. Wela</b>	<b>Deputy CFO</b>
		<b>J Mazibuko</b>	<b>Manager Town Planning &amp; Development</b>
	<b>Mesdames</b>	<b>G. K Mtolo</b>	<b>Senior Manager Community &amp; Social Services</b>
		<b>N. Holiwe</b>	<b>Supply Chain Manager</b>
		<b>C.T. Ngobese</b>	<b>Senior Committee Officer</b>

<b>ITEMS</b>	<b>MINUTES</b>	<b>ACTION &amp; TIMEFRAME</b>
<b>01.</b>	<b><u>OPENING: MOMENT OF REFLECTION:</u></b> The Chairperson opened the meeting by warmly welcoming all members and Mr. Sondezi prayed for the meeting.	
<b>02.</b>	<b><u>NOTICE OF THE MEETING</u></b> The Municipal Manager read the notice of the meeting.	
<b>03.</b>	<b><u>APPLICATION FOR LEAVE OF ABSENCE:</u></b> <ul style="list-style-type: none"> <li>There was no leave of absence received.</li> </ul>	

04.	<p><b><u>ACCEPTANCE OF THE AGENDA</u></b>          With Councilor N.C. Dlamini <b>PROPOSING</b> and Cllr B.B. Ntshiza <b>SECONDING</b> it was unanimously,  <b>RESOLVED</b>          To accept the agenda dated 16<sup>th</sup> 2026.</p>	
05.	<p><b><u>DECLARATION OF INTEREST:</u></b></p> <ul style="list-style-type: none"> <li>• There was none recorded.</li> </ul>	
06.	<p><b><u>OFFICIAL ANNOUNCEMENTS:</u></b></p> <ul style="list-style-type: none"> <li>• The Chairperson announced that in between hours of the Strategic planning meeting there was a Finance Committee meeting to be held.</li> <li>• She also announced that there was an in committee special Council meeting to be held on the 13<sup>th</sup> February 2026 at Elangeni hotel where they were holding a strategic planning session.</li> </ul>	
07.	<p><b><u>PRESENTATIONS:</u></b></p> <ul style="list-style-type: none"> <li>• None was recorded.</li> </ul>	
08.	<p><b><u>RESOLUTION REGISTER FOR PREVIOUS MEETINGS</u></b>          There was no report.</p>	
09.	<p><b><u>APPROVAL OF PREVIOUS MINUTES</u></b>  <b><u>MINUTES OF THE 12<sup>th</sup> DECEMBER 2025</u></b>          With Cllr. B.B. Ntshiza <b>PROPOSING</b> and Cllr N.C. Dlamini <b>SECONDING</b> it was unanimously,  <b>RESOLVED</b>          To adopt minutes of the 12<sup>th</sup> December 2025.</p>	
09.01.	<p><b><u>PRELIMINARY MONTHLY IN YEAR MONITORING FINANCIAL REPORT FOR THE MONTH ENDED 31 JANUARY 2026.</u></b>          The purpose of this report is to comply with section 71 and 52(d) of the Municipal Finance Management Act (MFMA) and the requirements as promulgated in the Government Gazette No 32141 of 17 April 2009. A copy of the report was attached to the agenda.</p> <p><b>ATTACHED TO THE FINANCIAL REPORT WAS THE FOLLOWING:</b></p> <ul style="list-style-type: none"> <li>• <b>Summary Financial Status – 31 January 2026</b></li> <li>• <b>Financial Ratios – 31 January 2026</b></li> <li>• <b>Summary Financial Performance Report for The Period Ending –31 January 2026</b></li> <li>• <b>Capital Expenditure – 31 January 2026</b></li> <li>• <b>Material Variances – 31 January 2026</b></li> </ul> <p><b>Part 2 – Detailed Financial Information</b></p> <ul style="list-style-type: none"> <li>• <b>Debtors Analysis – 31 January 2026</b></li> </ul>	

	<ul style="list-style-type: none"> <li>• <b>Creditors Analysis – 31 January 2026</b></li> <li>• <b>Cash and Investments – 31 January 2026</b></li> <li>• <b>Conditional Grants – 31 January 2026</b></li> <li>• <b>Councilor and Staff Benefits (Sec 66) – 31 January 2026</b></li> <li>• <b>Other Supporting Documents – 31 January 2026</b></li> <li>• <b>Status on Capital Projects – 31 January 2026</b></li> <li>• <b>Monthly Budget Statements – 31 January 2026</b></li> <li>• <b>Quality Certificate – 31 January 2026</b></li> </ul> <p><b><u>RECOMMENDATIONS</u></b></p> <p>It is therefore recommended that:</p> <ul style="list-style-type: none"> <li>• The report be noted</li> <li>• That, in compliance with, Section 71 and Section 52(d) of the MFMA and in terms of Government Notice 32141 dated 17 April 2009, regarding the “Local Government: Municipal Finance Management Act 2003 Municipal Budget and Reporting. Regulations” the preliminary financial results regarding the operating and capital budgets for 2024/2025 financial year, and supporting documents as required by National Treasury (Schedule C) be submitted to Full Council Committee.</li> <li>• In order to comply with Section 31(1) of the Government Gazette No 32141 of 17 April 2009 this report be submitted to the National Treasury and the relevant Provincial Treasury.</li> </ul>	
09.02	<p><b><u>SALARIES &amp; WAGES REPORT FOR THE MONTH OF 31<sup>ST</sup> JANUARY 2026.</u></b></p> <p>The CFO gave a presentation on the abovementioned item. The purpose of the report was to report to the committee on the expenditure for Councilors’ remuneration and employee related costs for the period ended in January 2026 terms of section 66 Municipal Finance Management Act guidance.</p> <p>The Original budget was R124,075,696.00  YTD BUDGET was R72,377,489,33  The Monthly Actual was R12,860,684,41  The YTD Actual was R69,058,176,79  YTD % Spent was 56%.</p> <p><b><u>Recommendations</u></b></p> <p>It is therefore recommended that the Council Committee note the report.</p>	

09.03	<p><b><u>EXPENDITURE MANAGEMENT REPORT AS AT 31<sup>ST</sup> JANUARY 2026</u></b></p> <p>The CFO gave a presentation on the abovementioned item. The purpose of the report was to report to the committee on the payments made during the month of 31<sup>st</sup> January 2026.</p> <p>The Accounting Officer of a municipality is responsible for the management of the expenditure of the municipality. The accounting officer must take all reasonable steps to ensure that the municipality has and maintains an effective system of expenditure control, including procedures for approval, authorization, withdrawal, and payments of funds.</p> <p>Attached to the report were the following:</p> <p style="padding-left: 40px;"><b>Top ten creditors</b></p> <ul style="list-style-type: none"> <li>• The total of highest paid creditors for January 2026 amounted to <b>R3,997,987,66</b>.</li> </ul> <p><b>RECOMMENDATIONS:</b></p> <p>That the committee notes the report.</p>	
09.04	<p><b><u>DEBTORS &amp; REVENUE MANAGEMENT REPORT AS AT JANUARY 2026</u></b></p> <p>The CFO gave a presentation on the abovementioned item. The purpose of the report was to inform Council on revenue &amp; debtors management. Revenue enhancement strategy report was attached.</p> <p>This report outlines the financial performance of the debtors and revenue management unit for the Dr Nkosazana Dlamini-Zuma Local Municipality for the 2025/26 financial year for the period ending 31 January 2026. The report is tabled in compliance with Section 71 of the MFMA and has no additional financial implications for the municipality.</p> <p><b><u>Recommendations</u></b></p> <p>It is recommended that:</p> <ul style="list-style-type: none"> <li>• The Committees and Council note the contents of this Debtors and Revenue Management</li> <li>• Report for the period ending 31 January 2026, including the annexed documents on age analysis, collection rate, debt collection efforts, and the revenue enhancement strategy</li> </ul>	

	<ul style="list-style-type: none"> <li>The report be approved for distribution to internal and relevant external stakeholders to strengthen collaborative efforts in debt collection and revenue enhancement and to encourage shared responsibility and accountability in the implementation of the municipal Credit Control and Debt Collection Policy with provincial and national departments.</li> </ul>	
09.05	<p><b><u>ASSET REPORT AS AT 31 JANUARY 2026</u></b></p> <p>The CFO gave a presentation on the abovementioned item. A copy of the report was attached to the agenda. The purpose of the report was to report to the management on Asset verification status.</p> <p>This report outlines the financial performance and impact for Dr Nkosazana Dlamini-Zuma Local Municipality for the 2025/26 financial year, for the period ending 31 January 2026, as well as the financial position as at 31 January 2026. No additional financial implications for the municipality are expected.</p> <p><b>REPORT ON COLLECTION RATES</b></p> <p>As at 31 January 2026, the municipality recorded a collection rate of 63.71% for the 2025/2026 financial year. A total of R6.1 million was billed, with R4.1 million received for the period. Rates income amounted to R5.3 million, of which R3.7 million was collected. The closing balance increased to R137 million from an opening of R135 million, reflecting ongoing billing and collection activity.</p> <p><b>RECOMMENDATION:</b></p> <p>That this report be noted by the Committees and Council.</p>	
09.06	<p><b><u>REPORT ON FLEET MANAGEMENT ENDING 31<sup>st</sup> JANUARY 2026</u></b></p> <p>The CFO gave a presentation on the abovementioned item. The purpose of the report was to inform Council on fleet management of the municipality.</p> <p>Annexures that were attached:</p> <ul style="list-style-type: none"> <li>Tyers information</li> <li>Excessive repairs information</li> <li>Vehicles to be disposed of.</li> <li>Cost analysis</li> </ul> <p><b>RISKS:</b></p>	

	<p>1. Vehicle abuse, accidents &amp; car theft.</p> <p><b><u>RECOMMENDATIONS:</u></b> That the Council &amp; Committee notes the report</p>	
09.09	<p><b><u>REPORT ON SUPPLY CHAIN MANAGEMENT UNIT FOR THE MONTH ENDED 31<sup>ST</sup> JANUARY 2026</u></b></p> <p>The CFO reported on the abovementioned item. The purpose of the report was to present the implementation of the Supply Chain Management Policy on the purchases made by the municipality for the month ended 31<sup>st</sup> January 2026. A detailed report was attached to the agenda.</p> <p><b><u>RECOMMENDATIONS:</u></b> That the Committee notes the content of SCM report.</p>	
09.10	<p><b><u>REPORT ON CONTRACT REGISTER AS AT 31<sup>ST</sup> JANUARY 2026</u></b></p> <p>The CFO gave a presentation on the abovementioned item. The purpose of the report was to comply with section 116 of the Municipal Finance Management Act No. 56 of 2003 (MFMA) and the requirements as promulgated in the contract Management Framework. A copy of the report together with a list of soft projects contract management was attached to the agenda.</p> <p><b><u>RECOMMENDATIONS:</u></b></p> <ul style="list-style-type: none"> <li>• It was hereby recommended:</li> </ul> <p>That in compliance with Section 116 of the MFMA Act 56 of 2003 and Contract Management Framework, the report be noted by Council Committee.</p>	
09.11	<p><b><u>MIG, ELECTRIFICATION &amp; INTERNAL FUNDED</u></b></p> <p>The CFO gave a presentation on the abovementioned item. The purpose of the report was to inform Council on the 2025/26 F/Y MIG Projects.</p> <p><b><u>RECOMMENDATIONS:</u></b> That the Council &amp; Committee notes the report</p> <p><b><u>CLLRS COMMENTS &amp; INPUTS:</u></b></p> <ul style="list-style-type: none"> <li>• Cllr Ntshiza much-admired a report from Auditor General on our municipal financial statements which were clean even our SCM findings were clean which proves that we are doing good.</li> <li>• On pg.118, Cllr Ntshiza requested the latest update report regarding the accident vehicle BR17LG-ZN which the matter was transferred to Human Resources Department.</li> </ul>	

- On pg. 142, Cllr Ntshiza enquired if there were any improvements for a service provider by the name of NDU B Trading Enterprise as the remedy as new plan was tabled with a deadline of 15 February 2026 as revised completion date.
- He also enquired if wording and numbers were correct about MHLONGO TRANSCOIN SECURITY on pg. 142, that the variation order of R1 449 000 was made for VIP Protection for Council M Dlamini, and another Variation order of R3 768 325,03 for Chief whip and semi-auto Rifle.
- Cllr Ntshiza requested that in an interim as they were adjusting budget, if possible, Enkalabantwana Community Hall that was damaged by the strong winds be fixed and treated as disaster as per the situation is immediate.
- Cllr Ngcamu also concurred with Cllr Ntshiza with good results from AG on financial statements, that Management and staff proceed with the good work all the time.
- On pg.72 under payroll, Cllr Ngcamu asked which departments were claiming so much overtime, the rationale behind claiming and if they were well monitored. These overtime claim start from July 2025 to January 2026 YTD Actual was R1 248 220,04 which was too much.
- Cllr Ngcamu highly praised the Municipal Manager for the good work he has done for Creighton community in facilitating meetings with Eskom to reach a stage where they brought back electricity in Creighton.
- The Chairperson commented with regards to funeral assistant policy that Cllrs are not happy with the service because the municipality provides grocery & coffin which gives them a problem with transporting the body to homebased. They do understand when Management explains that they don't have enough budget to top up on groceries and coffin.

After deliberations on this matter Cllrs requested that policy on funeral assistance is revised.

- Cllr Ngcamu requested Management to sit down with Eskom to improve the Indigent free basic electricity register from 50KWH to 100KWH if possible. Kokstad area are able to get 200KWH for free basic electricity. This

will encourage our communities to buy electricity rather than robbing electricity.

- The Chairperson concurred with Cllr Ngcamu and added that since our budget as Dr. NDZ is not used all as there are few people buying electricity that we utilize the same budget in order to benefit those who are loyal.
- Cllr Ntshiza also requested that Management look at some other ways of dealing with the policy of funeral assistant because there are some documents that are required from the family in order to be assisted and some families would think that the Councillor wants to claim or there is money that the municipality has offered to the Cllr as a benefit. This should be clearly stated of what is expected from them.
- With regards to free basic electricity Cllr Ntshiza requested an update report as they once suggested if there was an electronic system, they can utilize to identify who still qualifies for free basic electricity or if along the process the system will show if you are earning more the system automatically rejects you. There is Alfred Eskom chat where there is an option of registering a free basic electricity which automatically you qualify for the free units. Does Eskom have any data that they share with the municipality to pay for those indigents or they still need to register on the municipal data.

#### **MANAGEMENT RESPONSES**

- The Community Services Manager replied with regards to a service provider by the name of NDU B, that he requested an extension from the 15<sup>th</sup> to 28<sup>th</sup> February 2026
- The Municipal Manager commented on the overall picture of the organization together with the comments from Cllrs with regards to AG outcome. He is confident that in everything that had to be done was perfectly done. He encouraged that they keep up the good work to improve what is not good and projects that giving problems.
- The CFO responded with regards to variation order of R1 449 000.00 for Mhlongo security that it relates to the period of term of contract for the protection of Cllr. M. Dlamini then the other variation order of R3 768 325,03 is for the Chief Whip and semi-auto Rifles.

	<ul style="list-style-type: none"> <li>• The Corporate Services Manager indicated that the Deputy Mayor also requested a raffle but on the original contract she never requested but because of her safety she requested.</li> <li>• The CFO answered with regards to the case of accident vehicle BR17LG-ZN which the matter was transferred to Human Resources Department. He mentioned that they have never had issues with the insurance depending on the accident whether the car needs to be written off or whether the municipality has to receive a market value then corporate services forms part of investigations and sanctions. All the processes were correctly done.</li> <li>• The CFO replied with regards to departments that receives overtime which is Disaster, Traffic, PWBS &amp; sometimes pool drivers for the events that are organized. The Municipal Manager also added that overtime is planned for and negotiated between an employee and a supervisor. They don't exceed three hours a day, ten hours in a week, 40 hours in a month.</li> <li>• With regards to funeral assistant, after deliberations it was agreed that Management will look at reviewing the policy.</li> </ul> <p>With nothing further to discuss Cllr B.B. Ntshiza <b>PROPOSED</b> to note the Finance reports for the month ended 31<sup>st</sup> January 2026, <b>SECONDED</b> by Cllr Ngcamu.</p> <p>It was unanimously, <b>RESOLVED</b> to note the Finance reports for the month ending 31<sup>st</sup> January 2026.</p>	<p><b>Management to respond with regards to funeral assistant policy review</b></p>
09.12	<p><b><u>URGENT REPORT</u></b> There was no report recorded.</p>	
09.13	<p><b><u>CLOSURE:</u></b> With nothing further to discuss the Chairperson thanked all members for their contribution to the meeting then declared the meeting closed at 16:14pm.</p>	

**The meeting was declared closed at 16:14pm**

-----  
Chairperson, Cllr S Msomi

-----  
Date

**MINUTES OF DR. NDZ MUNICIPALITY FINANCE COMMITTEE MEETING HELD ON THE 16<sup>th</sup> MARCH 2026 AT 17:00 PM, VIRTUAL THROUGH MICROSOFT TEAMS**

<b>Present:</b>	<b>Cllrs</b>	<b>P.S. Msomi</b> <b>B.B Ntshiza</b> <b>I. T Shoba</b> <b>D.R. Ngcamu</b> <b>N.C. Dlamini</b>	<b>Chairperson</b> <b>Committee Member</b> <b>Committee Member</b> <b>Committee Member</b> <b>Committee Member</b>
	<b>Merrs</b>	<b>P. Mtungwa</b> <b>S.V. Mngadi</b> <b>J. Sondezi</b>  <b>H. Taylor</b> <b>N. Wela</b> <b>J Mazibuko</b>	<b>CFO</b> <b>Senior Manager PWBS</b> <b>Senior Manager Corporate &amp; Support Services</b> <b>Manager Assets</b> <b>Deputy CFO</b> <b>Manager Town Planning &amp; Development</b>
	<b>Mesdames</b>	<b>N. Holiwe</b> <b>C.T. Ngobese</b>	<b>Supply Chain Manager</b> <b>Senior Committee Officer</b>
	<b>Leave of Absence</b>	<b>N.C Vezi</b> <b>G. K Mtolo</b>	<b>Municipal Manager</b> <b>Senior Manager Community &amp; Social Services</b>

<b>ITEMS</b>	<b>MINUTES</b>	<b>ACTION &amp; TIMEFRAME</b>
<b>01.</b>	<b><u>OPENING: MOMENT OF REFLECTION:</u></b> The Chairperson opened the meeting by warmly welcoming all members and there was a moment of silent prayer by each member.	
<b>02.</b>	<b><u>NOTICE OF THE MEETING</u></b> The CFO read the notice of the meeting.	
<b>03.</b>	<b><u>APPLICATION FOR LEAVE OF ABSENCE:</u></b> <ul style="list-style-type: none"> <li>• The Municipal Manager was on sick leave</li> <li>• The Community Services Manager was to log in as the meeting was proceeding.</li> </ul> <p>The Chairperson requested that Cllrs nominate the interim chairperson since she was detained in another meeting, however she was going to be part of the meeting but not active participant.</p>	

	<p>With Cllr Ngcamu <b>PROPOSING</b> to nominate Cllr Ntshiza to chair the meeting, <b>SECONDING</b> Cllr N.C. Dlamini, it was unanimously</p> <p style="text-align: center;"><b>RESOLVED</b></p> <p>To nominate Cllr Ntshiza as an interim chairperson of the meeting.</p>	
04.	<p><b><u>ACCEPTANCE OF THE AGENDA</u></b></p> <p>With Councilor IT Shoba <b>PROPOSING</b> and Cllr DR Ngcamu <b>SECONDING</b> it was unanimously,</p> <p style="text-align: center;"><b>RESOLVED</b></p> <p>To accept the agenda dated 16<sup>th</sup> March 2026.</p>	
05.	<p><b><u>DECLARATION OF INTEREST:</u></b></p> <ul style="list-style-type: none"> <li>• There was none recorded.</li> </ul>	
06.	<p><b><u>OFFICIAL ANNOUNCEMENTS:</u></b></p> <ul style="list-style-type: none"> <li>• The Chairperson announced that they will soon announce the dates and venues of IDP road shows presentations.</li> </ul>	
07.	<p><b><u>PRESENTATIONS:</u></b></p> <ul style="list-style-type: none"> <li>• None was recorded.</li> </ul>	
08.	<p><b><u>RESOLUTION REGISTER FOR PREVIOUS MEETINGS</u></b></p> <p>There was no report.</p>	
09.	<p><b><u>APPROVAL OF PREVIOUS MINUTES</u></b></p> <p>The minutes was deferred to the following meeting since the pack included the minutes that was already approved.</p>	
09.01.	<p><b><u>PRELIMINARY MONTHLY IN YEAR MONITORING FINANCIAL REPORT FOR THE MONTH ENDED 28<sup>th</sup> FEBRUARY 2026.</u></b></p> <p>The CFO presented the abovementioned report which formed part of the minutes. The purpose of this report was to comply with section 71 and 52(d) of the Municipal Finance Management Act (MFMA) and the requirements as promulgated in the Government Gazette No 32141 of 17 April 2009. A copy of the report was attached to the agenda.</p> <p><b>ATTACHED TO THE FINANCIAL REPORT WAS THE FOLLOWING:</b></p> <ul style="list-style-type: none"> <li>• <b>Summary Financial Status – 28<sup>th</sup> February 2026</b></li> <li>• <b>Financial Ratios – 28<sup>th</sup> February 2026</b></li> <li>• <b>Summary Financial Performance Report for The Period Ending –28<sup>th</sup> February 2026</b></li> <li>• <b>Capital Expenditure – 28<sup>th</sup> February 2026</b></li> <li>• <b>Material Variances – 28<sup>th</sup> February 2026</b></li> </ul> <p><b>Part 2 – Detailed Financial Information</b></p> <ul style="list-style-type: none"> <li>• <b>Debtors Analysis – 28<sup>th</sup> February 2026</b></li> <li>• <b>Creditors Analysis – 28<sup>th</sup> February 2026</b></li> </ul>	

	<ul style="list-style-type: none"> <li>• <b>Cash and Investments – 28<sup>th</sup> February 2026</b></li> <li>• <b>Conditional Grants – 28<sup>th</sup> February 2026</b></li> <li>• <b>Councilor and Staff Benefits (Sec 66) – 28<sup>th</sup> February 2026</b></li> <li>• <b>Other Supporting Documents – 28<sup>th</sup> February 2026</b></li> <li>• <b>Status on Capital Projects – 28<sup>th</sup> February 2026</b></li> <li>• <b>Monthly Budget Statements – 28<sup>th</sup> February 2026</b></li> <li>• <b>Quality Certificate – 28<sup>th</sup> February 2026</b></li> </ul> <p><b><u>RECOMMENDATIONS</u></b></p> <p>It is therefore recommended that:</p> <ul style="list-style-type: none"> <li>• The report be noted</li> <li>• That, in compliance with, Section 71 and Section 52(d) of the MFMA and in terms of Government Notice 32141 dated 17 April 2009, regarding the “Local Government: Municipal Finance Management Act 2003 Municipal Budget and Reporting. Regulations” the preliminary financial results regarding the operating and capital budgets for 2024/2025 financial year, and supporting documents as required by National Treasury (Schedule C) be submitted to Full Council Committee.</li> <li>• In order to comply with Section 31(1) of the Government Gazette No 32141 of 17 April 2009 this report be submitted to the National Treasury and the relevant Provincial Treasury.</li> </ul>	
09.02	<p><b><u>SALARIES &amp; WAGES REPORT FOR THE MONTH OF 28<sup>th</sup> FEBRUARY 2026.</u></b></p> <p>The CFO gave a presentation on the abovementioned item. The purpose of the report was to report to the committee on the expenditure for Councilors’ remuneration and employee related costs for the period ended in February 2026 terms of section 66 Municipal Finance Management Act guidance.</p> <p>The Original budget was R124,075,696.00  YTD BUDGET was R82,717,130,67  The Monthly Actual was R8,483,448,68  The YTD Actual was R77,541,625,54  YTD % Spent was 62%.</p> <p><b><u>Recommendations</u></b></p> <p>It is therefore recommended that the Council Committee note the report.</p>	
09.03	<p><b><u>EXPENDITURE MANAGEMENT REPORT AS AT 28<sup>th</sup> FEBRUARY 2026</u></b></p>	

	<p>The CFO gave a presentation on the abovementioned item. The purpose of the report was to report to the committee on the payments made during the month of 28<sup>th</sup> February 2026.</p> <p>The Accounting Officer of a municipality is responsible for the management of the expenditure of the municipality. The accounting officer must take all reasonable steps to ensure that the municipality has and maintains an effective system of expenditure control, including procedures for approval, authorization, withdrawal, and payments of funds.</p> <p>Attached to the report were the following:</p> <p style="text-align: center;"><b>Top ten creditors</b></p> <ul style="list-style-type: none"> <li>• The total of highest paid creditors for February 2026 amounted to <b>R7,332,021,18.</b></li> </ul> <p><b>RECOMMENDATIONS:</b> That the committee notes the report.</p>	
09.04	<p><b><u>DEBTORS &amp; REVENUE MANAGEMENT REPORT AS AT FEBRUARY 2026</u></b></p> <p>The CFO gave a presentation on the abovementioned item. The purpose of the report was to inform Council on revenue &amp; debtors management. Revenue enhancement strategy report was attached.</p> <p>This report outlines the financial performance of the debtors and revenue management unit for the Dr Nkosazana Dlamini-Zuma Local Municipality for the 2025/26 financial year for the period ending 28 February 2026. The report is tabled in compliance with Section 71 of the MFMA and has no additional financial implications for the municipality.</p> <p><b><u>Recommendations</u></b> It is recommended that:</p> <ul style="list-style-type: none"> <li>• The Committees and Council note the contents of this Debtors and Revenue Management</li> <li>• Report for the period ending 28 February 2026, including the annexed documents on age analysis, collection rate, debt collection efforts, and the revenue enhancement strategy</li> <li>• The report be approved for distribution to internal and relevant external stakeholders to strengthen collaborative efforts in debt collection and revenue enhancement and to</li> </ul>	

	<p>encourage shared responsibility and accountability in the implementation of the municipal Credit Control and Debt Collection Policy with provincial and national departments.</p>	
09.05	<p><b><u>ASSET REPORT AS AT 28 FEBRUARY 2026</u></b>  The CFO gave a presentation on the abovementioned item. A copy of the report was attached to the agenda. The purpose of the report was to report to the management on Asset verification status.</p> <p>This report outlines the financial performance and impact for Dr Nkosazana Dlamini-Zuma Local Municipality for the 2025/26 financial year, for the period ending 28 February 2026, as well as the financial position as at 28 February 2026. No additional financial implications for the municipality are expected.</p> <p><b>REPORT ON COLLECTION RATES</b>  As at 28 February 2026, the municipality recorded a collection rate of 68.60% for the 2025/2026 financial year. A total of R5.3 million was billed, with R4.7 million received for the period. Rates income amounted to R4.6 million, of which R3.6 million was collected. The closing balance increased to R138 million from an opening of R137 million, reflecting ongoing billing and collection activity.</p> <p><b>RECOMMENDATION:</b>  That this report be noted by the Committees and Council.</p>	
09.06	<p><b><u>REPORT ON FLEET MANAGEMENT ENDING 28 FEBRUARY 2026</u></b>  The CFO gave a presentation on the abovementioned item. The purpose of the report was to inform Council on fleet management of the municipality.</p> <p>Annexures that were attached:</p> <ul style="list-style-type: none"> <li>• Tyers information</li> <li>• Excessive repairs information</li> <li>• Vehicles to be disposed of.</li> <li>• Cost analysis</li> </ul> <p><b>RISKS:</b></p> <p>2. Vehicle abuse, accidents &amp; car theft.</p> <p><b><u>RECOMMENDATIONS:</u></b>  That the Council &amp; Committee notes the report</p>	

09.09	<p><b><u>REPORT ON SUPPLY CHAIN MANAGEMENT UNIT FOR THE MONTH ENDED FEBRUARY 2026</u></b></p> <p>The CFO reported on the abovementioned item. The purpose of the report was to present the implementation of the Supply Chain Management Policy on the purchases made by the municipality for the month ended 28 February 2026. A detailed report was attached to the agenda.</p> <p><b><u>RECOMMENDATIONS:</u></b></p> <p>That the Committee notes the content of SCM report.</p>	
09.10	<p><b><u>REPORT ON CONTRACT REGISTER AS AT 28 FEBRUARY 2026</u></b></p> <p>The CFO gave a presentation on the abovementioned item. The purpose of the report was to comply with section 116 of the Municipal Finance Management Act No. 56 of 2003 (MFMA) and the requirements as promulgated in the contract Management Framework. A copy of the report together with a list of soft projects contract management was attached to the agenda.</p> <p><b><u>RECOMMENDATIONS:</u></b></p> <ul style="list-style-type: none"> <li>• It was hereby recommended:</li> </ul> <p>That in compliance with Section 116 of the MFMA Act 56 of 2003 and Contract Management Framework, the report be noted by Council Committee.</p>	
09.11	<p><b><u>MIG, ELECTRIFICATION &amp; INTERNAL FUNDED</u></b></p> <p>The CFO gave a presentation on the abovementioned item. The purpose of the report was to inform Council on the 2025/26 F/Y MIG Projects.</p> <p><b><u>RECOMMENDATIONS:</u></b></p> <p>That the Council &amp; Committee notes the report</p> <p><b><u>CLLRS COMMENTS &amp; INPUTS:</u></b></p> <ul style="list-style-type: none"> <li>• Under contract management, Cllr Ntshiza asked as to when security contract was ending.</li> </ul> <p><b><u>MANAGEMENT RESPONSES</u></b></p> <ul style="list-style-type: none"> <li>• The Corporate Services Manager indicated that it will come to an end in January and they are busy with specification and before the beginning of April 2026 it will be on Specification Committee.</li> </ul> <p>With nothing further to discuss Cllr I.T. Shoba <b>PROPOSED</b> to note the Finance reports for the month ended 28<sup>th</sup> February 2026, <b>SECONDED</b> by Cllr N.C. Dlamini</p>	

	It was unanimously, <b>RESOLVED</b> to note the Finance reports for the month ending 28 <sup>th</sup> February 2026.	
<b>09.12</b>	<b><u>URGENT REPORT</u></b> There was no report recorded.	
<b>09.13</b>	<b><u>CLOSURE:</u></b> With nothing further to discuss the Chairperson thanked all members for their contribution to the meeting then declared the meeting closed at 18:135pm.	

**The meeting was declared closed at 18:35pm**

-----  
**Chairperson, Cllr S Msomi**

-----  
**Date**



Main Street  
Creighton, 3263

P.O Box 62

Creighton 3263

Phone: +27 39 833 1038

Fax: +27 39 833 1179

Email: mailbox@ndz.gov.za

[www.ndz.gov.za](http://www.ndz.gov.za)

*A Better Place for All*

**RESOLUTION AND RECOMMENDATION REGISTER FOR FINANCE COMMITTEE MEETINGS OF DR NKOSAZANA DLAMINI  
ZUMA LOCAL MUNICIPALITY**

**Color codes:**

*Green = Resolved*

*Yellow = In progress/ not yet due*

*Red= Not yet resolved*

No.	ITEM TITTLE	RESOLUTION/ RECOMMENDATION	RESPONSIBLE OFFICIAL	DEPARTMENT	MANAGEMENT COMMENT	DUE DATE FOR IMPLEMENTA TION	STATUS
<b><u>Meeting held on the 11<sup>th</sup> February 2026</u></b>							
01	<b>SCM MONTHLY REPORT</b>	Management to look at reviewing funeral assistant policy.	MANCO	SCM	The funeral Assistant policy was made internally and will be reviewed again in order to meet the needs of our communities.	May 2026	In progress



## REPORT TO THE DR NKOSAZANA DLAMINI ZUMA MUNICIPAL COUNCIL

---

Author : Chief Financial Officer

1<sup>st</sup> Level – Finance Portfolio Committee

2<sup>nd</sup> Level – Executive Committee

3<sup>rd</sup> Level – Municipal Council

**SUBJECT: PRELIMINARY QUATERLY AND MONTHLY IN YEAR MONITORING  
FINANCIAL REPORT FOR THE MONTH ENDED 31 MARCH 2026.**

### 1.1 PURPOSE

The purpose of this report is to comply with section 71 and section 52(d) of the Municipal Finance Management Act (MFMA) and the requirements as promulgated in the Government Gazette No 32141 of 17 April 2009.

### 1.2 STRATEGIC OBJECTIVE

To ensure good governance, financial viability and optimal institutional transformation with capacity to execute its mandate.”

### 1.3 BACKGROUND

Section 71 and 52(d) of the MFMA and in terms of Section 28 of the Government Notice 32141 dated 17 April 2009, regarding the “Local Government: Municipal Finance Management Act 56 of 2003, Municipal Budget and Reporting Regulations” necessitates that specific financial be reported on and in the format prescribed, hence this report to meet legislative compliance.

Section 71(1) and 52(d) The accounting officer of a municipality must by no later than 10 working days after the end of each month submit to the mayor of the municipality and the relevant treasury a statement in the prescribed format on the state of the municipality’s budget reflecting the following particulars for the month and for the financial year up to the end of that month: ...”.

**“Section 28 of government notice:** The monthly budget statement of a municipality must be in the format specified in Schedule C and include all the required tables, charts and explanatory information, taking into account any guidelines issued by the Minister in terms of section 168(1) of the Act.

For the reporting period ending 31 March 2026 the ten-working day reporting limit expired on 16 April 2026.

Further, Section 31(1) of the Government Gazette No 32141 of 17 April 2009 prescribes the following:

“31. (1) The mayor’s quarterly report on the implementation of the budget and financial state Of affairs of the municipality as required by section 52 (d) of the Act must be –

- (a) In the format specified in Schedule C and include all the required tables, charts and explanatory
- (b) Information, taking into account any guidelines issued by the Minister in terms of section 168(1) of the Act; and
- (c) Consistent with the monthly budget statements for January, February and March.
- (d) Submitted to the National Treasury and the relevant Provincial Treasury within ten days of tabling of the report to the council.”

#### **4. ANNEXURES**

##### **PART 1 – FINANCIAL REPORT**

- 4.1 Summary Financial Status – 31 March 2026**
- 4.2 Financial Ratios – 31 March 2026**
- 4.3 Summary Financial Performance Report for The Period Ending – 31 March 2026**
- 4.4 Capital Expenditure – 31 March 2026**
- 4.5 Material Variances – 31 March 2026**

##### **Part 2 – Detailed Financial Information**

- 4.6 Debtors Analysis – 31 March 2026**
- 4.7 Creditors Analysis – 31 March 2026**
- 4.8 Cash and Investments – 31 March 2026**
- 4.9 Conditional Grants – 31 March 2026**
- 4.10 Councilor and Staff Benefits (Sec 66) – 31 March 2026**
- 4.11 Other Supporting Documents – 31 March 2026**
- 4.12 Status on Capital Projects – 31 March 2026**
- 4.13 Monthly Budget Statements – 31 March 2026**
- 4.14 Quality Certificate – 31 March 2026**

## 5. RECOMMENDATIONS

It is therefore recommended that:

1. The report be noted
2. That, in compliance with, Section 71 Section 66 and Section 52(d) of the MFMA and in terms of Government Notice 32141 dated 17 April 2009, regarding the “Local Government: Municipal Finance Management Act 2003 Municipal Budget and Reporting Regulations” the preliminary financial results regarding the operating and capital budgets for 2025/2026 financial year, and supporting documents as required by National Treasury (Schedule C) be submitted to Full Council Committee.
3. In order to comply with Section 31(1) of the Government Gazette No 32141 of 17 April 2009 this report be submitted to the National Treasury and the relevant Provincial Treasury.

### 4.1 **SUMMARY OF FINANCIAL STATUS – 31 March 2026**

- 4.1.1 Surplus as at 31 March 2026 is R 57,040,553.41
- 4.1.2 Capital expenditure as at 31 March 2026 is R 32,034,180.00
- 4.1.3 Trade receivables as at 31 March 2026 is R139,703,237.71
- 4.1.4 Cash and cash equivalent as at 31 March 2026 is R189,186,368.58
- 4.1.5 Total unspent conditional grants as at 31 March 2026 is R 16,687,398.07

### 4.2 **FINANCIAL RATIOS – 31 March 2026**

<b>Summary of Financial Performance</b>	<b>Actual Year to Total Budget</b>
Actual Revenue to Budgeted Revenue	86%
Actual Opex to Budgeted Opex	68%
Actual Capex to Budgeted Capex	50%
Employee related cost	71%
Councillors Remuneration	71%
Conditional Grants Expenditure	67%
Debtors Collection	67.40%
Creditors Paid within 30 days	100%

**4.3. SUMMARY OF FINANCIAL PERFORMANCE FOR PERIOD ENDING**  
**31 MARCH 2026**

The below analysis is a high-level assessment based on revenue and expenditure recognised on the Municipal Financial System. It is incumbent on the necessary user business units and user departments to ensure the completeness, Validity and accuracy of the information provided for the purposes of the assessment and bring to the attention of the council any further business units' items, which are fully elaborated below.

The SFP shown in Annexure A, Table C4, is prepared on a similar basis to the prescribed budget format, detailing revenue by source type and expenditure by input type. The summary report indicates the following:

<b>DESCRIPTION</b>	<b>ADJUSTED BUDGET 2025/2026</b>	<b>MONTHLY ACTUALS 31/03/2026</b>	<b>YTD ACTUALS 31/03/2026</b>
Total Revenue	262,058,096.00	49,949,920.43	235,894,932.32
Total Expenditure	(297,825,845.00)	(19,275,233.08)	(201,987,620.54)
<b>Operating Surplus/ (Deficit)</b>	<b>(35,767,749.00)</b>	<b>30,674,687.35</b>	<b>33,907,311.78</b>
Transfers recognised – capital	39,400,870.00	3,156,035.14	23,133,241.36
<b>Surplus for the year</b>	<b>3,633,121.00</b>	<b>33,830,722.49</b>	<b>57,040,553.14</b>

## Monthly Budget Tables

Table C1 below provides a summary of the overall performance in the Municipality and is unpacked in the sections that follow

**KZN436 Dr Nkosazana Dlamini Zuma - Table C1 Monthly Budget Statement Summary - M09 March**

Description	2024/25	Budget Year 2025/26								
	R thousands	Audited Outcome	Original Budget	Adjusted Budget	Monthly Actual	YearTD Actual	YearTD Budget	YTD Variance	YTD Variance %	Full Year Forecast
<b>Financial Performance</b>										
Property rates	44 315	46 096	46 096	3 881	34 810	34 572	239	1%	46 096	
Service charges	4 528	4 861	5 422	414	3 696	4 066	(371)	-9%	5 422	
Investment revenue	13 672	16 732	13 732	506	7 642	10 299	(2 657)	-26%	13 732	
Transfers and subsidies - Operational	179 345	179 187	179 712	43 064	178 100	134 784	43 316	32%	179 712	
Other own revenue	21 558	15 641	17 097	2 168	11 730	12 823	(1 092)	-9%	17 097	
<b>Total Revenue (excluding capital transfers and</b>	<b>263 417</b>	<b>262 517</b>	<b>262 058</b>	<b>50 033</b>	<b>235 978</b>	<b>196 544</b>	<b>39 434</b>	<b>20%</b>	<b>262 058</b>	
Employee costs	88 621	104 388	103 692	9 094	75 136	77 769	(2 632)	-3%	103 692	
Remuneration of Councillors	12 750	14 499	14 499	1 377	10 355	10 874	(519)	-5%	14 499	
Depreciation and amortisation	52 810	54 038	55 038	3 593	39 517	41 278	(1 761)	-4%	55 038	
Interest	2 799	1 240	486	(1 834)	43	365	(322)	-88%	486	
Inventory consumed and bulk purchases	4 838	6 627	6 488	77	2 403	4 866	(2 463)	-51%	6 488	
Transfers and subsidies	2 357	2 075	2 075	547	1 675	1 556	119	8%	2 075	
Other expenditure	105 655	114 818	115 549	6 422	72 858	84 285	(11 427)	-14%	115 549	
<b>Total Expenditure</b>	<b>269 831</b>	<b>297 684</b>	<b>297 826</b>	<b>19 275</b>	<b>201 988</b>	<b>220 993</b>	<b>(19 005)</b>	<b>-9%</b>	<b>297 826</b>	
<b>Surplus/(Deficit)</b>	<b>(6 414)</b>	<b>(35 168)</b>	<b>(35 768)</b>	<b>30 758</b>	<b>33 990</b>	<b>(24 449)</b>	<b>58 440</b>	<b>-239%</b>	<b>(35 768)</b>	
Transfers and subsidies - capital (monetary allocations)	32 185	38 868	39 401	3 156	23 133	29 551	(6 417)	-22%	39 401	
Transfers and subsidies - capital (in-kind)	-	-	-	-	-	-	-	-	-	
<b>Surplus/(Deficit) after capital transfers &amp; contributions</b>	<b>25 771</b>	<b>3 700</b>	<b>3 633</b>	<b>33 914</b>	<b>57 124</b>	<b>5 102</b>	<b>52 022</b>	<b>1020%</b>	<b>3 633</b>	
Share of surplus/ (deficit) of associate	-	-	-	-	-	-	-	-	-	
<b>Surplus/ (Deficit) for the year</b>	<b>25 771</b>	<b>3 700</b>	<b>3 633</b>	<b>33 914</b>	<b>57 124</b>	<b>5 102</b>	<b>52 022</b>	<b>1020%</b>	<b>3 633</b>	
<b>Capital expenditure &amp; funds sources</b>										
<b>Capital expenditure</b>	<b>74 096</b>	<b>62 833</b>	<b>64 592</b>	<b>3 573</b>	<b>32 207</b>	<b>48 444</b>	<b>(16 237)</b>	<b>-34%</b>	<b>64 592</b>	
Capital transfers recognised	54	33 798	34 331	3 294	20 666	25 748	(5 083)	-20%	34 331	
Borrowing	-	-	-	-	-	-	-	-	-	
Internally generated funds	18 635	29 034	30 261	278	11 541	22 695	(11 155)	-49%	30 261	
<b>Total sources of capital funds</b>	<b>18 689</b>	<b>62 833</b>	<b>64 592</b>	<b>3 573</b>	<b>32 207</b>	<b>48 444</b>	<b>(16 237)</b>	<b>-34%</b>	<b>64 592</b>	
<b>Financial position</b>										
Total current assets	200 927	160 934	199 942		266 934				199 942	
Total non current assets	536 560	615 740	600 985		584 120				600 985	
Total current liabilities	42 824	50 619	47 761		44 410				47 761	
Total non current liabilities	26 285	23 347	26 285		26 975				26 285	
Community wealth/Equity	723 249	702 708	726 882		761 147				726 882	
<b>Cash flows</b>										
Net cash from (used) operating	576 176	56 420	56 655	(6 154)	313 764	42 491	(271 273)	-638%	280 911	
Net cash from (used) investing	(78 070)	(72 258)	(73 145)	(6 088)	(37 356)	56 562	93 918	166%	75 416	
Net cash from (used) financing	-	-	-	-	-	-	-	-	-	
<b>Cash/cash equivalents at the month/year end</b>	<b>784 407</b>	<b>70 039</b>	<b>116 839</b>	<b>-</b>	<b>634 667</b>	<b>232 382</b>	<b>(402 285)</b>	<b>-173%</b>	<b>714 586</b>	
<b>Debtors &amp; creditors analysis</b>										
	0-30 Days	31-60 Days	61-90 Days	91-120 Days	121-150 Dys	151-180 Dys	181 Dys-1 Yr	Over 1Yr	Total	
<b>Debtors Age Analysis</b>										
Total By Income Source	-	-	-	-	-	-	-	-	-	
<b>Creditors Age Analysis</b>										
Total Creditors	-	-	-	-	-	-	-	-	-	

**Table C2 provides the statement of financial performance by standard classification**

**KZN436 Dr Nkosazana Dlamini Zuma - Table C2 Monthly Budget Statement - Financial Performance (functional classification) - M09 March**

Description	Ref	Budget Year 2025/26								
		2024/25 Audited Outcome	Original Budget	Adjusted Budget	Monthly Actual	YearTD Actual	YearTD Budget	YTD Variance	YTD Variance %	Full Year Forecast
<b>Revenue - Functional</b>										
<b>Governance and administration</b>		245 418	248 445	246 671	49 013	224 386	185 003	39 383	21%	246 671
Executive and council		-	-	-	-	-	-	-	-	-
Finance and administration	245 418	245 418	248 445	246 671	49 013	224 386	185 003	39 383	21%	246 671
Internal audit		-	-	-	-	-	-	-	-	-
<b>Community and public safety</b>		6 512	6 753	7 378	574	5 521	5 534	(13)	0%	7 378
Community and social services		4 868	4 942	5 467	455	4 073	4 101	(27)	-1%	5 467
Sport and recreation		-	-	-	-	-	-	-	-	-
Public safety	1 644	1 644	1 811	1 911	119	1 448	1 433	15	1%	1 911
Housing		-	-	-	-	-	-	-	-	-
Health		-	-	-	-	-	-	-	-	-
<b>Economic and environmental services</b>		33 491	41 325	41 455	3 189	25 509	31 091	(5 583)	-18%	41 455
Planning and development		307	322	452	33	240	339	(99)	-29%	452
Road transport	33 184	33 184	41 003	41 003	3 156	25 268	30 752	(5 484)	-18%	41 003
Environmental protection		-	-	-	-	-	-	-	-	-
<b>Trading services</b>		10 181	4 861	5 955	414	3 696	4 466	(770)	-17%	5 955
Energy sources	4 786	4 786	-	-	-	-	-	-	-	-
Water management		-	-	-	-	-	-	-	-	-
Waste water management		-	-	-	-	-	-	-	-	-
Waste management	5 395	5 395	4 861	5 955	414	3 696	4 466	(770)	-17%	5 955
<b>Other</b>	4	-	-	-	-	-	-	-	-	-
<b>Total Revenue - Functional</b>	2	295 602	301 385	301 459	53 189	259 111	226 094	33 017	15%	301 459
<b>Expenditure - Functional</b>										
<b>Governance and administration</b>		160 102	180 396	178 084	11 299	123 128	131 187	(8 059)	-6%	178 084
Executive and council		28 962	31 746	31 955	2 658	22 108	23 966	(1 858)	-8%	31 955
Finance and administration		128 413	144 732	142 614	8 476	98 527	104 585	(6 057)	-6%	142 614
Internal audit		2 727	3 919	3 515	165	2 493	2 636	(143)	-5%	3 515
<b>Community and public safety</b>		38 498	43 298	45 152	2 929	27 848	33 864	(6 016)	-18%	45 152
Community and social services		19 959	22 053	22 976	1 509	16 184	17 232	(1 047)	-6%	22 976
Sport and recreation		173	-	-	14	141	-	141	-	-
Public safety	15 578	15 578	20 237	19 799	1 378	10 965	14 849	(3 884)	-26%	19 799
Housing	2 788	2 788	1 009	2 377	27	558	1 783	(1 225)	-69%	2 377
Health		-	-	-	-	-	-	-	-	-
<b>Economic and environmental services</b>		51 040	57 993	59 245	4 143	42 450	44 433	(1 983)	-4%	59 245
Planning and development		10 156	24 432	23 805	403	9 200	17 854	(8 654)	-48%	23 805
Road transport	40 884	40 884	33 560	35 440	3 741	33 250	26 580	6 671	25%	35 440
Environmental protection		-	-	-	-	-	-	-	-	-
<b>Trading services</b>		18 414	10 902	10 819	788	7 525	8 114	(589)	-7%	10 819
Energy sources	8 334	8 334	-	-	-	-	-	-	-	-
Water management		-	-	-	-	-	-	-	-	-
Waste water management		-	-	-	-	-	-	-	-	-
Waste management	10 079	10 079	10 902	10 819	788	7 525	8 114	(589)	-7%	10 819
<b>Other</b>		1 777	5 095	4 526	116	1 036	3 394	(2 358)	-69%	4 526
<b>Total Expenditure - Functional</b>	3	269 831	297 684	297 826	19 275	201 988	220 993	(19 005)	-9%	297 826
<b>Surplus/ (Deficit) for the year</b>		25 771	3 700	3 633	33 914	57 124	5 102	52 022	1020%	3 633

This table assesses the revenue and expenditure by function, the revenue as at the period ended 31 March 2026 is R 259 million and expenditure is R 201.9 million. Expenditure by functional classification presents the expenditures by the identified reportable segments. The major driver of this expenditure is the governance and administration function, due to cost of consultants and professional services.

**Table C3 presents the same information as the table above, the difference being that it is by Municipal vote.**

**KZN436 Dr Nkosazana Dlamini Zuma - Table C3 Monthly Budget Statement - Financial Performance (revenue and expenditure by municipal vote) -**

Vote Description	Ref	2024/25	Budget Year 2025/26							
		Audited Outcome	Original Budget	Adjusted Budget	Monthly Actual	YearTD Actual	YearTD Budget	YTD Variance	YTD Variance %	Full Year Forecast
<b>R thousands</b>										
<b>Revenue by Vote</b>	1									
Vote 1 - EXECUTIVE AND COUNCIL		-	-	-	-	-	-	-	-	-
Vote 2 - BUDGET AND TREASURY		245 749	248 386	246 612	49 096	225 122	184 959	40 163	21,7%	246 612
Vote 3 - CORPORATE SERVICES		126	59	59	-	-	44	(44)	-100,0%	59
Vote 4 - COMMUNITY SERVICES		10 618	11 614	12 800	906	8 522	9 600	(1 078)	-11,2%	12 800
Vote 5 - PUBLIC WORKS AND BASIC SERVICES		38 803	41 003	41 536	3 156	25 268	31 152	(5 884)	-18,9%	41 536
Vote 6 - PLANNING AND DEVELOPMNT		306	322	452	32	199	339	(141)	-41,5%	452
Vote 7 - [NAME OF VOTE 7]		-	-	-	-	-	-	-	-	-
Vote 8 - [NAME OF VOTE 8]		-	-	-	-	-	-	-	-	-
Vote 9 - [NAME OF VOTE 9]		-	-	-	-	-	-	-	-	-
Vote 10 - [NAME OF VOTE 10]		-	-	-	-	-	-	-	-	-
Vote 11 - [NAME OF VOTE 11]		-	-	-	-	-	-	-	-	-
Vote 12 - [NAME OF VOTE 12]		-	-	-	-	-	-	-	-	-
Vote 13 - [NAME OF VOTE 13]		-	-	-	-	-	-	-	-	-
Vote 14 - [NAME OF VOTE 14]		-	-	-	-	-	-	-	-	-
Vote 15 - [NAME OF VOTE 15]		-	-	-	-	-	-	-	-	-
<b>Total Revenue by Vote</b>	2	<b>295 602</b>	<b>301 385</b>	<b>301 459</b>	<b>53 189</b>	<b>259 111</b>	<b>226 094</b>	<b>33 017</b>	<b>14,6%</b>	<b>301 459</b>
<b>Expenditure by Vote</b>	1									
Vote 1 - EXECUTIVE AND COUNCIL		31 690	35 665	35 470	2 823	24 601	26 602	(2 002)	-7,5%	35 470
Vote 2 - BUDGET AND TREASURY		87 966	94 656	92 738	7 018	66 265	67 177	(912)	-1,4%	92 738
Vote 3 - CORPORATE SERVICES		40 446	49 575	49 876	1 458	32 263	37 407	(5 145)	-13,8%	49 876
Vote 4 - COMMUNITY SERVICES		35 710	42 290	42 775	2 902	27 290	32 081	(4 791)	-14,9%	42 775
Vote 5 - PUBLIC WORKS AND BASIC SERVICES		63 661	56 463	59 218	4 622	46 529	44 413	2 116	4,8%	59 218
Vote 6 - PLANNING AND DEVELOPMNT		10 358	19 035	17 748	452	5 040	13 311	(8 271)	-62,1%	17 748
Vote 7 - [NAME OF VOTE 7]		-	-	-	-	-	-	-	-	-
Vote 8 - [NAME OF VOTE 8]		-	-	-	-	-	-	-	-	-
Vote 9 - [NAME OF VOTE 9]		-	-	-	-	-	-	-	-	-
Vote 10 - [NAME OF VOTE 10]		-	-	-	-	-	-	-	-	-
Vote 11 - [NAME OF VOTE 11]		-	-	-	-	-	-	-	-	-
Vote 12 - [NAME OF VOTE 12]		-	-	-	-	-	-	-	-	-
Vote 13 - [NAME OF VOTE 13]		-	-	-	-	-	-	-	-	-
Vote 14 - [NAME OF VOTE 14]		-	-	-	-	-	-	-	-	-
Vote 15 - [NAME OF VOTE 15]		-	-	-	-	-	-	-	-	-
<b>Total Expenditure by Vote</b>	2	<b>269 831</b>	<b>297 684</b>	<b>297 826</b>	<b>19 275</b>	<b>201 988</b>	<b>220 993</b>	<b>(19 005)</b>	<b>-8,6%</b>	<b>297 826</b>
<b>Surplus/ (Deficit) for the year</b>	2	<b>25 771</b>	<b>3 700</b>	<b>3 633</b>	<b>33 914</b>	<b>57 124</b>	<b>5 102</b>	<b>52 022</b>	<b>1019,7%</b>	<b>3 633</b>

**Table C4 this schedule provides information on the planned revenue and operational expenditures against the actual results for the period ending 31 March 2026.**

**KZN436 Dr Nkosazana Dlamini Zuma - Table C4 Monthly Budget Statement - Financial Performance (revenue and expenditure) - M09 March**

Description	Ref	Budget Year 2025/26								
		2024/25 Audited Outcome	Original Budget	Adjusted Budget	Monthly Actual	YearTD Actual	YearTD Budget	YTD Variance	YTD Variance	Full Year Forecast
<b>Revenue</b>										
<b>Exchange Revenue</b>									%	
Service charges - Electricity		-	-	-	-	-	-	-		-
Service charges - Water		-	-	-	-	-	-	-		-
Service charges - Waste Water Management		-	-	-	-	-	-	-		-
Service charges - Waste management		4 528	4 861	5 422	414	3 696	4 066	(371)	-9%	5 422
Sale of Goods and Rendering of Services		5 294	647	737	47	361	552	(191)	-35%	737
Agency services		605	751	751	-	415	563	(148)	-26%	751
Interest		-	-	-	-	-	-	-		-
Interest earned from Receivables		-	-	-	-	-	-	-		-
Interest earned from Current and Non Current Assets		13 672	16 732	13 732	506	7 642	10 299	(2 657)	-26%	13 732
Dividends		-	-	-	-	-	-	-		-
Rent on Land		-	-	-	-	-	-	-		-
Rental from Fixed Assets		1 885	2 153	2 153	118	1 049	1 615	(566)	-35%	2 153
Licence and permits		691	445	595	53	453	446	7	2%	595
Special rating levies		-	-	-	-	-	-	-		-
Operational Revenue		185	825	825	2	521	619	(98)	-16%	825
<b>Non-Exchange Revenue</b>										
Property rates		44 315	46 096	46 096	3 881	34 810	34 572	239	1%	46 096
Surcharges and Taxes		-	-	-	-	-	-	-		-
Fines, penalties and forfeits		911	2 602	2 702	94	1 583	2 027	(444)	-22%	2 702
Licence and permits		-	20	-	-	-	-	-		-
Transfer and subsidies - Operational		179 345	179 187	179 712	43 064	178 100	134 784	43 316	32%	179 712
Interest		9 066	8 198	8 198	719	6 212	6 149	64	1%	8 198
Fuel Levy		-	-	-	-	-	-	-		-
Operational Revenue		-	-	-	-	-	-	-		-
Gains on disposal of Assets		543	-	1 136	1 136	1 136	852	284	33%	1 136
Other Gains		2 378	-	-	-	-	-	-		-
Discontinued Operations		-	-	-	-	-	-	-		-
<b>Total Revenue (excluding capital transfers and</b>		<b>263 417</b>	<b>262 517</b>	<b>262 058</b>	<b>50 033</b>	<b>235 978</b>	<b>196 544</b>	<b>-</b>		<b>262 058</b>
<b>Expenditure By Type</b>										
Employee related costs		88 621	104 388	103 692	9 094	75 136	77 769	(2 632)	-3%	103 692
Remuneration of councillors		12 750	14 499	14 499	1 377	10 355	10 874	(519)	-5%	14 499
Bulk purchases - electricity		-	-	-	-	-	-	-		-
Inventory consumed		4 838	6 627	6 488	77	2 403	4 866	(2 463)	-51%	6 488
Debt impairment		(150)	4 746	3 746	1 136	-	2 809	(2 809)	-100%	3 746
Depreciation and amortisation		52 810	54 038	55 038	3 593	39 517	41 278	(1 761)	-4%	55 038
Interest		2 799	1 240	486	(1 834)	43	365	(322)	-86%	486
Contracted services		55 200	59 858	60 008	1 963	40 655	45 006	(4 351)	-10%	60 008
Transfers and subsidies		2 357	2 075	2 075	547	1 675	1 556	119	8%	2 075
Irrecoverable debts written off		2 566	3 900	1 200	-	600	900	(300)	-33%	1 200
Operational costs		48 039	46 314	50 594	3 323	31 604	35 570	(3 966)	-11%	50 594
Losses on Disposal of Assets		-	-	-	-	-	-	-		-
Other Losses		-	-	-	-	-	-	-		-
<b>Total Expenditure</b>		<b>269 831</b>	<b>297 684</b>	<b>297 826</b>	<b>19 275</b>	<b>201 988</b>	<b>220 993</b>	<b>(19 005)</b>	<b>-9%</b>	<b>297 826</b>
<b>Surplus/(Deficit)</b>		<b>(6 414)</b>	<b>(35 168)</b>	<b>(35 768)</b>	<b>30 758</b>	<b>33 990</b>	<b>(24 449)</b>	<b>19 005</b>	<b>(0)</b>	<b>(35 768)</b>
Transfers and subsidies - capital (monetary allocations)		32 185	38 868	39 401	3 156	23 133	29 551	(6 417)	(0)	39 401
Transfers and subsidies - capital (in-kind)		-	-	-	-	-	-	-		-
<b>Surplus/(Deficit) after capital transfers &amp; contributions</b>		<b>25 771</b>	<b>3 700</b>	<b>3 633</b>	<b>33 914</b>	<b>57 124</b>	<b>5 102</b>			<b>3 633</b>
Income Tax		-	-	-	-	-	-	-		-
<b>Surplus/(Deficit) after income tax</b>		<b>25 771</b>	<b>3 700</b>	<b>3 633</b>	<b>33 914</b>	<b>57 124</b>	<b>5 102</b>			<b>3 633</b>
Share of Surplus/Deficit attributable to Joint Venture		-	-	-	-	-	-	-		-
Share of Surplus/Deficit attributable to Minorities		-	-	-	-	-	-	-		-
<b>Surplus/(Deficit) attributable to municipality</b>		<b>25 771</b>	<b>3 700</b>	<b>3 633</b>	<b>33 914</b>	<b>57 124</b>	<b>5 102</b>			<b>3 633</b>
Share of Surplus/Deficit attributable to Associate		-	-	-	-	-	-	-		-
Intercompany/Parent subsidiary transactions		-	-	-	-	-	-	-		-
<b>Surplus/ (Deficit) for the year</b>		<b>25 771</b>	<b>3 700</b>	<b>3 633</b>	<b>33 914</b>	<b>57 124</b>	<b>5 102</b>			<b>3 633</b>

In terms of Table C4 as at 31 March 2026 Budget & Performance, the actual billed and/or collected to date is R 235.9 million inclusive of operational transfers and subsidies against YTD budget R 196.5 million, this reflects an over performance against period target. The operating YTD expenditure budget as at 31 March 2026 is R 220.9 million against a YTD Actual of R 201.9 million and that is reflecting a variance of -9%, this indicates an under-spending for the period budget. The operating surplus for the period is R 57 million after Capital transfers and contributions.

#### 4.4 CAPITAL EXPENDITURE – 31 MARCH 2026

Table C5 below reports on the capital expenditures by departments (municipal vote) and by standard classification. The bottom part of the schedule looks at the funding sources of the capital projects. The Capital expenditure report shown in attached C Schedule Table C5 has been prepared on the basis of the format required to be lodged electronically with National Treasury and is categorised by municipal vote. The summary report indicates the following:

KZN436 Dr Nkosazana Dlamini Zuma - Table C5 Monthly Budget Statement - Capital Expenditure (municipal vote, functional classification and funding) - M09 March

Vote Description	Ref	2024/25		Budget Year 2025/26						
		Audited Outcome	Original Budget	Adjusted Budget	Monthly Actual	YearTD Actual	YearTD Budget	YTD Variance	YTD Variance %	Full Year Forecast
<b>R thousands</b>	1									
<b>Multi-Year expenditure appropriation</b>	2									
Vote 1 - EXECUTIVE AND COUNCIL		-	-	-	-	-	-	-	-	-
Vote 2 - BUDGET AND TREASURY		-	100	250	-	-	187	(187)	-100%	250
Vote 3 - CORPORATE SERVICES		-	120	120	-	-	90	(90)	-100%	120
Vote 4 - COMMUNITY SERVICES		2 406	3 360	1 780	-	44	1 335	(1 291)	-97%	1 780
Vote 5 - PUBLIC WORKS AND BASIC SERVICES		166	41 151	42 469	3 915	23 535	31 852	(8 317)	-26%	42 469
Vote 6 - PLANNING AND DEVELOPMNT		-	-	-	-	-	-	-	-	-
Vote 7 - [NAME OF VOTE 7]		-	-	-	-	-	-	-	-	-
Vote 8 - [NAME OF VOTE 8]		-	-	-	-	-	-	-	-	-
Vote 9 - [NAME OF VOTE 9]		-	-	-	-	-	-	-	-	-
Vote 10 - [NAME OF VOTE 10]		-	-	-	-	-	-	-	-	-
Vote 11 - [NAME OF VOTE 11]		-	-	-	-	-	-	-	-	-
Vote 12 - [NAME OF VOTE 12]		-	-	-	-	-	-	-	-	-
Vote 13 - [NAME OF VOTE 13]		-	-	-	-	-	-	-	-	-
Vote 14 - [NAME OF VOTE 14]		-	-	-	-	-	-	-	-	-
Vote 15 - [NAME OF VOTE 15]		-	-	-	-	-	-	-	-	-
<b>Total Capital Multi-year expenditure</b>	4,7	2 571	44 731	44 619	3 915	23 578	33 464	(9 886)	-30%	44 619
<b>Single Year expenditure appropriation</b>	2									
Vote 1 - EXECUTIVE AND COUNCIL		114	231	322	-	149	241	(92)	-38%	322
Vote 2 - BUDGET AND TREASURY		57 411	1 721	2 755	-	1 489	2 066	(578)	-28%	2 755
Vote 3 - CORPORATE SERVICES		2 261	2 562	2 321	25	1 936	1 741	195	11%	2 321
Vote 4 - COMMUNITY SERVICES		6 205	6 798	7 028	-	1 306	5 271	(3 965)	-75%	7 028
Vote 5 - PUBLIC WORKS AND BASIC SERVICES		4 900	6 384	7 041	(368)	3 602	5 281	(1 679)	-32%	7 041
Vote 6 - PLANNING AND DEVELOPMNT		634	405	505	-	146	379	(233)	-62%	505
Vote 7 - [NAME OF VOTE 7]		-	-	-	-	-	-	-	-	-
Vote 8 - [NAME OF VOTE 8]		-	-	-	-	-	-	-	-	-
Vote 9 - [NAME OF VOTE 9]		-	-	-	-	-	-	-	-	-
Vote 10 - [NAME OF VOTE 10]		-	-	-	-	-	-	-	-	-
Vote 11 - [NAME OF VOTE 11]		-	-	-	-	-	-	-	-	-
Vote 12 - [NAME OF VOTE 12]		-	-	-	-	-	-	-	-	-
Vote 13 - [NAME OF VOTE 13]		-	-	-	-	-	-	-	-	-
Vote 14 - [NAME OF VOTE 14]		-	-	-	-	-	-	-	-	-
Vote 15 - [NAME OF VOTE 15]		-	-	-	-	-	-	-	-	-
<b>Total Capital single-year expenditure</b>	4	71 525	18 102	19 973	(342)	8 628	14 980	(6 351)	-42%	19 973
<b>Total Capital Expenditure</b>	3	74 096	62 833	64 592	3 573	32 207	48 444	(16 237)	-34%	64 592
<b>Capital Expenditure - Functional Classification</b>										
<b>Governance and administration</b>		60 586	4 734	5 768	25	3 574	4 326	(752)	-17%	5 768
Executive and council		114	231	322	-	149	241	(92)	-38%	322
Finance and administration		60 471	4 503	5 446	25	3 425	4 085	(660)	-16%	5 446
Internal audit		-	-	-	-	-	-	-	-	-
<b>Community and public safety</b>		8 623	10 495	9 024	-	1 566	6 768	(5 202)	-77%	9 024
Community and social services		5 876	4 717	3 396	-	473	2 547	(2 074)	-81%	3 396
Sport and recreation		-	-	-	-	-	-	-	-	-
Public safety		2 747	5 778	5 628	-	1 093	4 221	(3 128)	-74%	5 628
Housing		-	-	-	-	-	-	-	-	-
Health		-	-	-	-	-	-	-	-	-
<b>Economic and environmental services</b>		4 792	42 403	43 772	2 858	24 306	32 829	(8 523)	-26%	43 772
Planning and development		1 167	34 363	34 787	2 753	21 715	26 090	(4 375)	-17%	34 787
Road transport		3 625	8 040	8 985	105	2 591	6 739	(4 148)	-62%	8 985
Environmental protection		-	-	-	-	-	-	-	-	-
<b>Trading services</b>		96	900	1 561	574	574	1 170	(597)	-51%	1 561
Energy sources		-	-	133	-	-	100	(100)	-100%	133
Water management		-	-	644	-	-	483	(483)	-100%	644
Waste water management		96	100	784	574	574	588	(14)	-2%	784
Waste management		-	4 300	4 467	115	2 187	3 350	(1 163)	-35%	4 467
<b>Other</b>		-	-	-	-	-	-	-	-	-
<b>Total Capital Expenditure - Functional Classification</b>	3	74 096	62 833	64 592	3 573	32 207	48 444	(16 237)	-34%	64 592
<b>Funded by:</b>										
National Government		54	33 798	33 798	2 894	20 266	25 349	(5 083)	-20%	33 798
Provincial Government		-	-	533	400	400	400	0	0%	533
District Municipality		-	-	-	-	-	-	-	-	-
Transfers and subsidies - capital (monetary allocations) (Nat / Prov Departm Agencies, Households, Non-profit Institutions, Private Enterprises, Public Corporatons, Higher Educ Institutions)		-	-	-	-	-	-	-	-	-
<b>Transfers recognised - capital</b>		54	33 798	34 331	3 294	20 666	25 748	(5 083)	-20%	34 331
<b>Borrowing</b>	6	-	-	-	-	-	-	-	-	-
<b>Internally generated funds</b>		18 635	29 034	30 261	278	11 541	22 695	(11 155)	-49%	30 261
<b>Total Capital Funding</b>	7	18 689	62 833	64 592	3 573	32 207	48 444	(16 237)	-34%	64 592

### Capital Expenditure by Funding Source – 31 March 2026

Appendix C for March 2026				
Capital Project for 2025/2026				
Item Description	Amended Budget 2025/2026	Actual spent March 2026	YTD Spent March 2026	% Spent YTD
TOTAL INTERNAL FUNDED	30 260 591	278 356	11 368 448	40%
TOTAL MIG GRANT	33 798 261	2 894 248	20 265 732	60%
TOTAL PROVINCIAL GRANTS	532 870	400 000	400 000	75%
TOTAL GRANT CAPITAL EXPENDITURE	34 331 131	3 294 248	20 665 732	60%
TOTAL CAPITAL EXPENDITURE	64 591 722	3 572 604	32 034 180	50%

**Table A** above presents similar information as table C5

The capital expenditure adjusted budget for the 2025/26 financial year is R 64.6 million, this figure comprises of MIG R 33.8 million excluding VAT, EDTEA grant roll-over of R533 thousands and Internal Funding of R 30.2 million. The capital expenditure projects reflect a total expenditure of R 32 million for the period ended 31 March 2026. The municipality anticipates spending 100% of the total grant capital budget as at the end of the financial year.

#### 4.5 MATERIAL VARIENCES – REVENUE AND EXPENDITURE – 31 MARCH 2026

The reasons for the variances will be discussed with reference to Table C4 of the Budget Statement Table, and is explained as follows

<b>Exchange revenue:</b>	<b>Percentage</b>	<b>Variance explanation</b>
Agency services	-26%	Remittance advice from the department of transport not yet received but will be allocated in the period it is received.
Interest earned – External Investments	-26%	Interest earned varies according to investments period, interest rates and pronouncements by the Monetary Policy Committee. Furthermore, these include interest that are yet to mature.
Rental of facilities and equipment	-35%	This item is a demand driven revenue from ad-hoc rentals was above expectation.
<b>Non-Exchange Revenue:</b>		<b>Variance explanation</b>
Fines, Penalties and Forfeits	-22%	There was less pound violations identified and fined than anticipated, signalling an improvement in the livestock owners on municipal regulations.
<b>Expenditure</b>		
Debts impairment and gains	-100%	The assessment of outstanding debts will be finalised during the annual financial statement preparation process for 2025/26. In addition, proceeds from the recent auction have been allocated incorrectly, which will be reviewed and corrected as part of the mid-year budget adjustment processes.
Inventory Consumed	-51%	Procurement contract in place, orders being issued and yet to be fulfilled.

Transfers and Subsidies	-8%	This item is demand driven and depends on the number of people who purchase Free Basic Electricity.
Irrecoverable debts written off	-33%	This item depends on the number of people that apply successfully for debt to be written off. Furthermore, the provision adjustment is a year-end activity.
Operational costs	-11%	Cost containment measures enforcement, Q2 remain a procurement affected months while service providers are being secured.

## **PART 2 – DETAILED FINANCIAL INFORMATION**

### **4.6 DEBTORS ANALYSIS – 31 MARCH 2026**

- The total debtors' book for the municipality stood at R139 703 237.71 as at 31 March 2026. This reflects an increase of 1.3% compared to the previous month, indicating that while collection efforts are ongoing, new debt continues to accumulate.

### **REPORT ON INDIGENT MANAGEMENT AS AT 31 MARCH 2026**

- For the month of March 2026, the municipality supported 722 registered indigent households, with an amount of R91 096.33 disbursed toward Free Basic Electricity (FBE). The effective implementation of the indigent support policy remains a key instrument in providing relief to the most vulnerable and ensuring equitable access to basic services.

## **REPORT ON TRAFFIC FINES AS AT 31 MARCH 2026**

Traffic fine collections continue to present a challenge, although efforts to improve recovery rates are ongoing. For March 2026:

- The total value of notices issued remains significant, but the traffic fines collection rate has improved modestly, now standing at 9%, reflecting positive outcomes from the revised enforcement and collection strategies recently introduced.
- The phased in introduction of Administrative Adjudication of Road Traffic Offences Act (AARTO) presents threat to municipal traffic fine revenue line and impairs the collectability of existing traffics fines.

## **REPORT ON ANIMAL POUNDS AS AT 31 MARCH 2026**

- During the reporting period, the Municipality continued to operate animal pounds in both Himeville and Creighton. Captured and impounded livestock statistics were systematically recorded and monitored. These pound services play a critical role in managing stray livestock, promoting road and public safety, and supporting compliance with municipal by-laws.

### **4.7 CREDITORS AGE ANALYSIS**

The municipality has R 920,508. creditors as at the end of the period, these creditors relate to goods and services received in the month of March 2026 period and whose payment period has not lapsed. As the municipality makes an extra effort that creditors are paid within 30 days as per MFMA.

**4.8 ANALYSIS OF CASH & INVESTMENTS – 31 MARCH 2026**

<b>NAME OF INSTITUTION</b>	<b>CLOSING BALANCE BANK STATEMENT</b>
FNB	26,922,585.04
NED Bank	29,179,229.50
Standard Bank	43,667,823.81
Absa Business Bank	54,613,313.61
<b>Total Investments</b>	<b>154,382,951.96</b>
FNB Primary Accounts	34,803,416.62
<b>Cash And Cash Equivalent</b>	<b>189,186,368.58</b>

The municipality has earned total interest amounting to R 7,641,664.73 as at 31 March 2026.

#### 4.9 CONDITIONAL GRANTS – 31 MARCH 2026

##### Grants Funded Capital

- The MIG allocation for the 2025/26 financial year was R 38.9 million as per DORA. The grant reflects R 23,133,241.35 spending as at the period ended 31 March 2026.

DR NKOSAZANA DLAMINI-ZUMA LOCAL MUNICIPALITY						
GRANTS SUMMARY MARCH 2026						
GRANT NAME	ITEM ACCOUNT	AMENDED BUDGET 2025/2026	APPROVED ROLLOVER BY NATIONAL TREASURY	TOTAL RECEIVED 31 MARCH 2026	TOTAL SPENT 31 MARCH 2026	TOTAL UNSPENT 31 MARCH 2026
<b>NATIONAL TREASURY GRANTS</b>						
MIG	IL00100601100200000000	38 868 000,00	-	38 868 000,00	23 133 241,35	15 734 758,65
FMG	IL00100601100200000000	2 000 000,00	-	2 000 000,00	1 772 583,16	227 416,84
EPWP	IL00100600400100100200	2 135 000,00	-	2 135 000,00	2 135 000,00	-
<b>SUB-TOTAL</b>		<b>43 003 000,00</b>	<b>-</b>	<b>43 003 000,00</b>	<b>27 040 824,51</b>	<b>15 962 175,49</b>
<b>KZN PROVINCIAL GRANTS</b>						
LIBRARY SERVICE OPERATIONAL GRANT	IL00100600400100100200	5 458 000,00	-	5 458 000,00	4 865 647,28	592 352,72
CLEANEST MUNICIPALITY COMPETITION	30311070251	-	400 000,00	-	400 000,00	-
GREENEST AND SMART MUNICIPALITY		-	132 869,86		-	132 869,86
<b>SUB-TOTAL</b>		<b>5 458 000,00</b>	<b>532 869,86</b>	<b>5 458 000,00</b>	<b>5 265 647,28</b>	<b>725 222,58</b>
<b>TOTAL GRANTS</b>		<b>48 461 000,00</b>	<b>532 869,86</b>	<b>48 461 000,00</b>	<b>32 306 471,79</b>	<b>16 687 398,07</b>

The total conditional grants allocation for the 2025/26 financial year is R 48.5 million as at the end of 31 March 2026, the grants register reflects R 48.5 million received to date and R 32.3million expenditure.

#### 4.10 COUNCILLOR AND STAFF BENEFITS (SEC 66) – 31 MARCH 2026

Table SC8 presents the expenditure of councillor and staff benefits as at 31 March 2026

The table SC8 below for monthly budget statement Councillor and staff Benefit shows the detailed spending of staff salaries and wages and Councillor's remuneration.

**Section 66** of the MFMA requires that the accounting officer of a municipality must report to Council in a prescribed format all expenditure incurred by the municipality on staff salaries, wages and benefits in a manner that discloses expenditure per type such as salaries contributions for pensions etc.

As at the end of the period 31 March 2026, 71% of the councillor's remuneration budget was spent and 72% spent against employee related costs budget.

KZN436 Dr Nkosazana Dlamini Zuma - Supporting Table SC8 Monthly Budget Statement - councillor and staff benefits - M09 March

Summary of Employee and Councillor remuneration	Ref	Budget Year 2025/26								
		2024/25 Audited Outcome	Original Budget	Adjusted Budget	Monthly Actual	YearTD Actual	YearTD Budget	YTD Variance	YTD Variance %	Full Year Forecast
R thousands		A	B	C					D	
<b>Councillors (Political Office Bearers plus Other)</b>										
Basic Salaries and Wages		9 432	10 861	10 861	1 095	7 827	8 146	(319)	-4%	10 861
Pension and UIF Contributions		1 198	1 265	1 265	106	959	949	10	1%	1 265
Medical Aid Contributions		-	-	-	-	-	-	-	-	-
Mobv Vehicle Allowance		795	949	949	66	596	712	(115)	-16%	949
Cellphone Allowance		1 326	1 424	1 424	110	973	1 068	(95)	-9%	1 424
Housing Allowances		-	-	-	-	-	-	-	-	-
Other benefits and allowances		-	-	-	-	-	-	-	-	-
<b>Sub Total - Councillors</b>		<b>12 750</b>	<b>14 499</b>	<b>14 499</b>	<b>1 377</b>	<b>10 355</b>	<b>10 874</b>	<b>(519)</b>	<b>-5%</b>	<b>14 499</b>
<b>% increase</b>	4		<b>13,7%</b>	<b>13,7%</b>						<b>13,7%</b>
<b>Senior Managers of the Municipality</b>										
Basic Salaries and Wages		5 438	5 909	5 909	608	7 990	4 432	3 558	80%	5 909
Pension and UIF Contributions		265	204	204	24	212	153	59	39%	204
Medical Aid Contributions		43	95	95	3	23	72	(48)	-68%	95
Overtime		-	-	-	-	-	-	-	-	-
Performance Bonus		54	581	581	-	58	435	(377)	-87%	581
Mobv Vehicle Allowance		557	617	617	46	418	463	(45)	-10%	617
Cellphone Allowance		-	-	-	-	-	-	-	-	-
Housing Allowances		-	-	-	2	17	-	17	-	-
Other benefits and allowances		62	106	106	6	50	80	(29)	-37%	106
<b>Sub Total - Senior Managers of Municipality</b>		<b>6 418</b>	<b>7 512</b>	<b>7 512</b>	<b>689</b>	<b>8 768</b>	<b>5 634</b>	<b>3 134</b>	<b>56%</b>	<b>7 512</b>
<b>% increase</b>	4		<b>17,0%</b>	<b>17,0%</b>						<b>17,0%</b>
<b>Other Municipal Staff</b>										
Basic Salaries and Wages		57 728	67 296	65 297	4 871	44 633	48 973	(4 340)	-9%	65 297
Pension and UIF Contributions		9 668	11 864	11 864	847	7 526	8 898	(1 372)	-15%	11 864
Medical Aid Contributions		4 855	4 563	4 563	361	3 123	3 422	(299)	-9%	4 563
Overtime		3 134	4 919	4 919	213	2 364	3 689	(1 324)	-36%	4 919
Performance Bonus		1 705	1 965	1 965	-	1 679	1 474	205	14%	1 965
Mobv Vehicle Allowance		-	-	-	-	-	-	-	-	-
Cellphone Allowance		-	-	-	-	-	-	-	-	-
Housing Allowances		207	520	520	18	160	390	(230)	-59%	520
Other benefits and allowances		3 620	4 328	4 328	67	3 431	3 246	185	6%	4 328
Payments in lieu of leave		-	-	-	-	-	-	-	-	-
Long service awards		79	421	419	136	1 231	315	916	291%	419
Post-retirement benefit obligations		1 207	1 000	2 304	1 892	2 221	1 728	493	29%	2 304
<b>Sub Total - Other Municipal Staff</b>		<b>82 202</b>	<b>96 876</b>	<b>96 179</b>	<b>8 405</b>	<b>66 369</b>	<b>72 134</b>	<b>(5 766)</b>	<b>-8%</b>	<b>96 179</b>
<b>% increase</b>	4		<b>17,9%</b>	<b>17,0%</b>						<b>17,0%</b>
<b>Total Parent Municipality</b>		<b>101 371</b>	<b>118 887</b>	<b>118 190</b>	<b>10 471</b>	<b>85 492</b>	<b>88 643</b>	<b>(3 151)</b>	<b>-4%</b>	<b>118 190</b>
<b>Unpaid salary, allowances &amp; benefits in arrears:</b>										
<b>Board Members of Entities</b>										
Total Municipal Entities		-	-	-	-	-	-	-	-	-
<b>TOTAL SALARY, ALLOWANCES &amp; BENEFITS</b>		<b>101 371</b>	<b>118 887</b>	<b>118 190</b>	<b>10 471</b>	<b>85 492</b>	<b>88 643</b>	<b>(3 151)</b>	<b>-4%</b>	<b>118 190</b>
<b>% increase</b>	4		<b>17,3%</b>	<b>16,6%</b>						<b>16,6%</b>
<b>TOTAL MANAGERS AND STAFF</b>		<b>88 621</b>	<b>104 388</b>	<b>103 692</b>	<b>9 094</b>	<b>75 136</b>	<b>77 769</b>	<b>(2 632)</b>	<b>-3%</b>	<b>103 692</b>

## 4.11 OTHER SUPPORTING DOCUMENTS

### Capital Expenditure Trend as at 31 March 2026

KZN436 Dr Nkosazana Dlamini Zuma - Supporting Table SC12 Monthly Budget Statement - capital expenditure trend - M09 March

Month	2024/25	Budget Year 2025/26							
	Audited Outcome	Original Budget	Adjusted Budget	Monthly Actual	YearTD Actual	YearTD Budget	YTD Variance	YTD Variance %	% spend of Original Budget
<b>R thousands</b>									
<b>Monthly expenditure performance trend</b>									
July	266	5 236	5 383	322	322	5 383	5 061	94,0%	1%
August	4 172	5 236	5 383	2 881	3 203	10 765	7 562	70,2%	5%
September	7 427	5 236	5 383	2 450	5 654	16 148	10 494	65,0%	9%
October	5 837	5 236	5 383	5 940	11 594	21 531	9 937	46,2%	18%
November	6 442	5 236	5 383	6 295	17 889	26 913	9 024	33,5%	28%
December	6 986	5 236	5 383	4 971	22 860	32 296	9 435	29,2%	36%
January	3 225	5 236	5 383	2 205	25 066	37 679	12 613	33,5%	40%
February	4 627	5 236	5 383	3 568	28 634	43 061	14 427	33,5%	46%
March	13 539	5 236	5 383	3 573	32 207	48 444	16 237	33,5%	51%
April	5 059	5 236	5 383	-	32 207	53 826	21 620	40,2%	51%
May	5 910	5 236	5 383	-	32 207	59 209	27 003	45,6%	51%
June	10 606	5 236	5 383	-	32 207	64 592	32 385	50,1%	51%
<b>Total Capital expenditure</b>	<b>74 096</b>	<b>62 833</b>	<b>64 592</b>	<b>32 207</b>					

### Capital Expenditure on New Assets by Asset Class –31 March 2026

KZN436 Dr Nkosazana Dlamini Zuma - Supporting Table SC13a Monthly Budget Statement - capital expenditure on new assets by asset class -

Description	Ref	2024/25	Budget Year 2025/26							
		Audited Outcome	Original Budget	Adjusted Budget	Monthly Actual	YearTD Actual	YearTD Budget	YTD Variance	YTD Variance %	Full Year Forecast
<b>R thousands</b>										
<b>Capital expenditure on new assets by Asset Class/Sub-class</b>										
<b>Infrastructure</b>		-	7 640	7 136	679	1 366	5 352	(3 986)	-74,5%	7 136
Roads Infrastructure		-	7 640	6 852	505	1 192	5 139	(3 947)	-76,8%	6 852
Roads		-	5 925	6 500	505	941	4 875	(3 935)	-80,7%	6 500
Road Structures		-	1 215	252	-	252	189	63	33,3%	252
Road Furniture		-	500	100	-	-	75	(75)	-100,0%	100
Solid Waste Infrastructure		-	-	284	174	174	213	(39)	-18,3%	284
Landfill Sites		-	-	284	174	174	213	(39)	-18,3%	284
<b>Community Assets</b>		38	21 441	21 973	2 143	17 627	16 479	1 148	7,0%	21 973
Community Facilities		38	21 418	21 824	2 143	17 627	16 368	1 259	7,7%	21 824
Halls		-	11 418	10 909	1 507	11 206	8 182	3 024	37,0%	10 909
Centres		-	-	-	-	-	-	-	-	-
Crèches		-	4 403	5 260	488	4 202	3 945	256	6,5%	5 260
Testing Stations		-	400	-	-	-	-	-	-	-
Libraries		38	-	-	-	-	-	-	-	-
Public Open Space		-	300	467	115	115	350	(235)	-67,0%	467
Nature Reserves		-	-	-	-	-	-	-	-	-
Public Ablution Facilities		-	237	337	32	32	253	(221)	-87,2%	337
Markets		-	4 000	4 000	-	2 071	3 000	(929)	-31,0%	4 000
Taxi Ranks/Bus Terminals		-	560	600	-	-	450	(450)	-100,0%	600
Capital Spares		-	100	250	-	-	187	(187)	-100,0%	250
Sport and Recreation Facilities		-	22	149	-	-	111	(111)	-100,0%	149
Indoor Facilities		-	-	-	-	-	-	-	-	-
Outdoor Facilities		-	22	149	-	-	111	(111)	-100,0%	149
<b>Other assets</b>		2 371	1 907	1 200	-	-	900	(900)	-100,0%	1 200
Operational Buildings		2 371	1 907	1 200	-	-	900	(900)	-100,0%	1 200
Municipal Offices		2 100	1 907	1 200	-	-	900	(900)	-100,0%	1 200
Capital Spares		271	-	-	-	-	-	-	-	-
<b>Intangible Assets</b>		1 626	1 105	1 104	108	540	828	(288)	-34,8%	1 104
Servitudes		-	-	-	-	-	-	-	-	-
Licences and Rights		1 626	1 105	1 104	108	540	828	(288)	-34,8%	1 104
Computer Software and Applications		1 529	945	975	108	540	731	(191)	-26,1%	975
Load Settlement Software Applications		-	-	-	-	-	-	-	-	-
Unspecified		98	160	129	-	-	97	(97)	-100,0%	129
<b>Computer Equipment</b>		1 806	1 332	1 412	-	371	1 059	(688)	-64,9%	1 412
Computer Equipment		1 806	1 332	1 412	-	371	1 059	(688)	-64,9%	1 412
<b>Furniture and Office Equipment</b>		1 430	2 642	2 092	-	1 846	1 569	277	17,7%	2 092
Furniture and Office Equipment		1 430	2 642	2 092	-	1 846	1 569	277	17,7%	2 092
<b>Machinery and Equipment</b>		1 045	2 818	3 334	-	728	2 501	(1 773)	-70,9%	3 334
Machinery and Equipment		1 045	2 818	3 334	-	728	2 501	(1 773)	-70,9%	3 334
<b>Transport Assets</b>		10 266	4 785	7 843	-	3 652	5 882	(2 230)	-37,9%	7 843
Transport Assets		10 266	4 785	7 843	-	3 652	5 882	(2 230)	-37,9%	7 843
<b>Total Capital Expenditure on new assets</b>	1	<b>18 583</b>	<b>43 670</b>	<b>46 093</b>	<b>2 930</b>	<b>26 130</b>	<b>34 570</b>	<b>8 440</b>	<b>24,4%</b>	<b>46 093</b>

## Capital Expenditure on Renewal of Existing Assets by Asset Class – 31 March 2026

KZN436 Dr Nkosazana Dlamini Zuma - Supporting Table SC13b Monthly Budget Statement - capital expenditure on renewal of existing assets by asset										
Description	Ref	2024/25	Budget Year 2025/26							
		Audited Outcome	Original Budget	Adjusted Budget	Monthly Actual	YearTD Actual	YearTD Budget	YTD Variance	YTD Variance %	Full Year Forecast
R thousands										
Capital expenditure on renewal of existing assets by Asset Class/Sub-class										
<b>Infrastructure</b>		–	2 800	2 518	–	1 859	1 888	(30)	-1,6%	2 518
Roads Infrastructure		–	2 800	2 518	–	1 859	1 888	(30)	-1,6%	2 518
Roads		–	2 800	2 518	–	1 859	1 888	(30)	-1,6%	2 518
<b>Total Capital Expenditure on renewal of existing assets</b>	1	–	2 800	2 518	–	1 859	1 888	30	1,6%	2 518

## Capital expenditure on upgrading of existing assets by asset class –

31 March 2026

KZN436 Dr Nkosazana Dlamini Zuma - Supporting Table SC13e Monthly Budget Statement - capital expenditure on upgrading of existing assets

KZN436 Dr Nkosazana Dlamini Zuma - Supporting Table SC13e Monthly Budget Statement - capital expenditure on upgrading of existing assets										
Description	Ref	2024/25	Budget Year 2025/26							
		Audited Outcome	Original Budget	Adjusted Budget	Monthly Actual	YearTD Actual	YearTD Budget	YTD Variance	YTD Variance %	Full Year Forecast
R thousands										
Capital expenditure on upgrading of existing assets by Asset Class/Sub-class										
<b>Infrastructure</b>		(12)	9 193	9 441	549	3 787	7 081	(3 294)	-46,5%	9 441
Roads Infrastructure		(12)	9 193	9 441	549	3 787	7 081	(3 294)	-46,5%	9 441
Roads		(12)	9 193	9 441	549	3 787	7 081	(3 294)	-46,5%	9 441
<b>Community Assets</b>		55 525	5 917	5 847	177	387	4 386	(3 999)	-91,2%	5 847
Community Facilities		–	700	630	–	–	473	(473)	-100,0%	630
Cemeteries/Crematoria		–	500	400	–	–	300	(300)	-100,0%	400
Public Open Space		–	200	230	–	–	173	(173)	-100,0%	230
Sport and Recreation Facilities		55 525	5 217	5 217	177	387	3 913	(3 527)	-90,1%	5 217
Indoor Facilities		–	–	–	–	–	–	–	–	–
Outdoor Facilities		55 525	5 217	5 217	177	387	3 913	(3 527)	-90,1%	5 217
<b>Other assets</b>		–	200	–	–	–	–	–	–	–
Operational Buildings		–	200	–	–	–	–	–	–	–
Municipal Offices		–	200	–	–	–	–	–	–	–
<b>Furniture and Office Equipment</b>		–	492	492	(83)	–	369	(369)	-100,0%	492
Furniture and Office Equipment		–	492	492	(83)	–	369	(369)	-100,0%	492
<b>Transport Assets</b>		–	560	200	–	44	150	(106)	-70,8%	200
Transport Assets		–	560	200	–	44	150	(106)	-70,8%	200
<b>Total Capital Expenditure on upgrading of existing assets</b>	1	55 513	16 362	15 980	643	4 218	11 985	7 768	64,8%	15 980

## 4.12 STATUS ON CAPITAL PROJECTS – 31 MARCH 2026

<u>Project Name</u>	<u>Variance Explanation</u>
Construction of Glenmaize Community Hall	The project is practical complete.
Construction of Phosana Community Hall	The project is under defect liability period which lapse on 30 of June 2026
Construction Ekupholeni Creche	The project is under construction and is 95% complete busy snags.
Magoso Access road	Project is now complete
Nomandlovu Access road	Project is now complete
Magwababeni/Mampondweni Access road.	Project is now complete
Creighton Sport Center phase 2	The project is practical complete.
Mafohla Community Hall	The project is complete, defect liability period, to lapsed and defeats in site was rectified and the Municipality is waiting for the close out report from the Consultant.
Underberg Asphalt Road Phase 4	The project is practical complete and under the defect liability period.
Maguzwana Sport fields	The project is practical complete, currently under defect liability period.
Thonsini Hall and Creche	The project is practical complete
Khubeni Creche	The project is practical complete and under the defect liability period.
Zwelisha creche	The project is practical complete under defect liability period.
Siyathuthuka creche	The project is practical complete under defect liability period.
Bulwer Asphalt phase 8 Section 3	Project is practical complete.
Amakhuze/Cabazi phase 7	Project is practical complete
Lamington to Greater Stepmore 5.3 km MV line	Project is practical complete busy with snags
Greater Khukhulela/Nomagaga phase 7	Project is practical complete busy with snags
Greater Ngwagwane Phase 7	Project is practical complete busy with snags

Greater Nkwezela Phase 7	Project is practical complete busy with snags
Greater Nkumba/Magwaneni Phase 7	Project is practical complete busy with snags
Upgrading of himeville township asphalts road	The project is practical complete
Bus Shelters	The project is practical complete
Ntwasahlobo to Ridge pedestrain bridge	Project is at adjudication committee for the appointment of suitable service provider.
Ndlangisa pedestrain bridge	Contractor is on site busy with pouring concrete on foundation
Gobhogobho pedestrain bridge	contractor is on site busy with site establishment.
Half my right pedestrain bridge	Project is at tender stage, with evaluation committee
Storm Water installation	Service provide for the installation of storm water pipe has been appointed. Currently busy constructing headwalls in Ward 06.
Creighton Storeroom	The project is practical complete
Bulwer Town Upgrade Phase 2	Construction in progress the only is portion of sidewalks where the contractor waiting for removal of illegal containers placed by local traders and procurement of markets stalls. That process will take place after finalisation of final designs to cater for new submission/ proposal from beneficiaries and LED unit. Engineer is busy updating designs and costing as per new request from stores beneficiaries and LED

The detailed report for Capital Projects is attached as Appendix C (1) and detailed material variances on capital expenditure is attached as an annexure in the report.

#### **4.13 Monthly Budget Statements**

#### **4.14 Quality Certificate**

## Appendix D March 2026

## ALLOCATIONS RECEIVED FOR THE FINANCIAL YEAR 2025/2026

NAME OF GRANT	AMENDED BUDGET 2025/2026	ACTUAL RECEIVED 31 MARCH 2026	YTD RECEIVED 31 MARCH 2026	%RECEIVED
Community Library Service Grant	1 719 000	46 000	1 719 000	100%
Municipal Finance Management Grant	2 000 000	-	2 000 000	100%
Expanded Public Works Programme	2 135 000	-	2 135 000	100%
Provincialisation of Libraries Grant	3 739 000	525 000	3 739 000	100%
Capital:Municipal Infrastructure Grant	38 868 000	10 868 000	38 868 000	100%
Equitable Share	170 119 000	42 530 000	170 119 000	100%
<b>TOTAL</b>	<b>218 580 000</b>	<b>53 969 000</b>	<b>218 580 000</b>	<b>100%</b>

## Appendix B

## Operating Revenue and Expenditure for March 2026

Item Description	Adjusted Budget 2025/2026	Month Budget	Month Actual Received/ Paid 31 March 2026	YTD actual Received/ paid 31 March 2026	YTD Budget	% Spend/ Received 31 March 2026	% Spend /Received YTD to date
Property Rates	46 095 575	3 841 298	3 880 987	34 810 295	34 571 681	101%	76%
Service charges	5 421 671	451 806	413 731	3 695 666	4 066 253	92%	68%
Rent of facilities and equipment	2 152 829	179 402	117 628	1 049 102	1 614 622	66%	49%
Court Fines	702 728	58 561	83 100	697 000	527 046	142%	99%
Pound Fees	1 999 732	166 644	10 739	886 056	1 499 799	6%	44%
Learner Licence Application	383 381	31 948	36 977	337 380	287 536	116%	88%
Lincences and Permits - Market F	137 621	11 468	16 374	116 047	103 216	143%	84%
Road and Transport:Taxi Rank	74 305	6 192	-	-	55 729	0%	0%
Agency services - Vehicle Registr	750 548	62 546	-	414 534	562 911	0%	55%
Interest received	13 731 673	1 144 306	505 787	7 641 665	10 298 755	44%	56%
Rates & Refuse Penalties - Intere	8 198 064	683 172	718 820	6 212 214	6 148 548	105%	76%
Government grants and subsidies	219 112 870	18 259 406	46 220 102	201 233 255	164 334 653	253%	92%
Gains on disposal of Assets	1 135 910	94 659	1 135 910	1 135 910	851 933	1200%	100%
Sale of Goods and Rendering of S	736 635	61 386	46 934	361 478	552 476	76%	49%
Operational Revenue	825 424	68 785	1 967	520 673	619 068	3%	63%
<b>TOTAL REVENUE</b>	<b>301 458 966</b>	<b>25 121 581</b>	<b>53 189 056</b>	<b>259 111 274</b>	<b>226 094 225</b>	<b>212%</b>	<b>86%</b>
Employee related costs	103 691 549	8 640 962	9 093 625	75 136 345	77 768 661,75	105%	72%
Remuneration of councillors	14 498 746	1 208 229	1 377 001	10 355 342	10 874 059,50	114%	71%
Inventory consumed	6 738 040	561 503	76 799	2 402 664	5 053 530,00	14%	36%
Depreciation	55 037 686	4 586 474	3 593 167	39 517 426	41 278 264,50	78%	72%
Finance costs	486 268	40 522	-1 833 692	42 762	364 701,00	-4525%	9%
Repairs and Maintenance	17 017 914	1 418 160	1 596 044	14 650 953	12 763 435,50	26%	86%
Contracted services	42 990 454	3 582 538	367 218	26 003 597	32 242 840,50	10%	60%
Transfers and Subsidies	2 075 000	172 917	546 624	1 675 256	1 556 250,00	316%	81%
Irrecoverable debt written off	1 199 844	99 987	-	599 503	899 883,00	547%	140%
Debt impairment	3 745 912	312 159	1 135 910	-	2 809 434,00	0%	0%
General expenses	50 344 432	4 195 369	3 322 536	31 603 773	37 758 324,00	79%	63%
<b>TOTAL EXPENDITURE</b>	<b>297 825 845</b>	<b>24 818 820</b>	<b>19 275 233</b>	<b>201 987 621</b>	<b>223 369 384</b>	<b>78%</b>	<b>68%</b>

<b>Appendix C for March 2026 Capital Project for 2025/2026</b>				
<b>Item Description</b>	<b>Amended Budget 2025/2026</b>	<b>Actual spent March 2026</b>	<b>YTD Spent March 2026</b>	<b>% Spent YTD</b>
Procurement of Furniture and Equipment	1 721 716	-	1 609 374	93%
Procurement of Computer Equipment	1 412 250	-	371 298	26%
Procurement of Computer Software	975 000	107 856	540 200	55%
Upgrading of Server	491 917	-82 650	-172 350	-35%
Procurement of Park home for Fire Satellite	870 000	-	-	0%
Procurement of Antivirus Software	129 000	-	-	0%
Installation of Cameras	100 000	-	-	0%
Fiber connection	240 000	-	236 670	99%
Transport Assets	7 842 575	-	3 651 701	47%
Development of Bulwer Cemetery	400 000	-	-	0%
Building of DLTC Designs	50 000	-	-	0%
Bulwer CBD Infrastructure Upgrade	50 142	-	-	0%
Centocow Phase 2	37 176	32 327	32 327	87%
Skip Bins	100 000	-	-	0%
Ndlangisa Pedestrian Bridge	2 151 112	505 330	601 926	28%
Storm Water Pipes and Culverts	400 000	-	-	0%
Installation of Creighton library circulation counter	30 000	-	-	0%
Borehole Installation - Nkwezela Library	30 000	-	-	0%
Fencing Of Bulwer CSC	100 000	-	-	0%
Himeville Traffic Lights	100 000	-	-	0%
Construction of Stormwater	643 841	-	-	0%
Procurement of Plant and Equipment	2 201 211	-400 000	328 047	15%
Bus Shelters	600 000	-	-	0%
Fencing of Animal Pound in Creighton	150 000	-	-	0%
Renewal of Gravel Roads	2 518 000	-	1 858 500	74%
Mafohla Community Hall	17 800	-	-	0%
Procurement and Installation of Underberg Back-up	500 000	-	-	0%
Kilmun Floodlights	467 218	115 493	115 493	25%
Mqatsheni Access Road Ward 1	14 743	-	-	0%
Tar's Valley Access Road Ward 7	11 228	-	-	0%
Concrete signs	250 000	-	-	0%
Mandawe Access Road Ward 15	19 031	-	-	0%
Bulwer Informal Traders Infrastructure	4 000 000	-	2 071 488	52%
Extension of Fencing Donnybrook Cemetery	230 000	-	-	0%
Fencing of Donnybrook Public Toilet	80 000	-	80 000	100%
Extension of Bulwer CSC Parking space and construc	200 000	-	43 774	22%
Construction of NUD Cemetery Toilets	300 000	-	-	0%
Bazini Sportfield	50 000	-	-	0%
Hlane Creche Ward 6	319 125	-	-	0%
Nomgidi Community Hall	50 000	-	-	0%
Ekupholeni Creche Ward 11	407 506	-	-	0%
<b>TOTAL INTERNAL FUNDED</b>	<b>30 260 591</b>	<b>278 356</b>	<b>11 368 448</b>	<b>40%</b>

Underberg Asphalt Road Phase 2	12 435	-	-	0%
Gobhogobho Pedestrian Bridge	3 039 086	-	117 166	4%
Himeville Asphalt Roads Phase 3 (Extention of Thom	260 870	-	-	0%
Siyathuthuka Creche Ward 5	17 217	-	-	0%
Ekupholeni Creche Ward 11	4 353 571	355 325	4 069 233	93%
Jama Concrete Road Ward 14	260 870	-	-	0%
Glan Maize Community Hall	4 664 754	149 870	4 830 332	104%
Thonsini Community Hall	37 512	-	-	0%
Maguzwana Sport Field	98 610	-	-	0%
Phosane Hall Ward 12	6 089 767	1 308 016	6 326 394	104%
Creighton Artificial Sportfield	5 217 391	176 535	386 535	7%
Zwelisha Creche Ward 2	17 043	-	-	0%
Khubeni Creche Ward 3	13 557	-	-	0%
Construction of Ntwasahlobo Pedestrian Bridge	251 802	-	251 802	100%
Bulwer Asphalt Road Phase 7	2 318 037	-	2 318 036	100%
Half My Right Pedestrian Bridge	141 411	-	141 411	100%
Upgrading of Jackson Street Causeway ward 10	6 538 735	548 897	1 469 216	22%
Bulwer Landfill Site	283 900	173 913	173 913	61%
Gala Creche	132 294	132 294	132 294	100%
Masameni/Mnywaneni Community Hall	49 399	49 399	49 399	100%
<b>TOTAL MIG GRANT</b>	<b>33 798 261</b>	<b>2 894 248</b>	<b>20 265 732</b>	<b>60%</b>
Bulwer Solar Energy	132 870	-	-	0%
Horizontal Bailer	400 000	400 000	400 000	100%
<b>TOTAL PROVINCIAL GRANTS</b>	<b>532 870</b>	<b>400 000</b>	<b>400 000</b>	<b>75%</b>
<b>TOTAL GRANT CAPITAL EXPENDITURE</b>	<b>34 331 131</b>	<b>3 294 248</b>	<b>20 665 732</b>	<b>60%</b>
<b>TOTAL CAPITAL EXPENDITURE</b>	<b>64 591 722</b>	<b>3 572 604</b>	<b>32 034 180</b>	<b>50%</b>

## Workings: Calculation of Cash Coverage Ratio 2025/2026

<b>Municipality:</b>	Dr Nkosazana Dlamini Zuma Municipality
<b>Administrator Budget and Reporting:</b>	PN Dlamini
<b>Reviewed by Assistant CFO:</b>	N.I Wela
<b>Approved by CFO:</b>	M.P Mtungwa
<b>Reporting Period:</b>	31-Mar-26

Cash Coverage Ratio: Indicates the municipality's ability to meet at least its monthly fixed operating commitments without collecting any additional revenue during that month, **norm: 3 months**

Description	2025/26 Adjusted Budget	
R thousand		
<b>Surplus/Deficits - A8(Cash and Cash</b>		128 782
Cash/cash equivalents at the year end	154 383	
Other current investments > 90 days	34 803	
Non current assets - Investments	-	
<b>Less: Application of Cash and Investments</b>		
Unspent conditional transfers	16 687	
Unspent borrowing	-	
Other working capital requirements	-	
Other provisions	27 267	
Retention	11 768	
Reserves to be backed by cash/investments	4 682	
<b>Fixed Operating Commitments</b>		
Employee Related Costs	9 094	
Remuneration of councillors	1 377	
Operating lease(rent premises and machines etc)		
Contracted services	1 963	
Security Services	2 141	
Insurance	306	
Telephone costs	37	
Current portion of long term loan(if applicable), NB: include Finance charges	-	
Audit Fees	347	
Bank Charges	13	
Fuel and Oil	805	
Printing and Stationery	47	
Protective Clothing and Uniforms	304	
Ward committee expenses	134	
Other expenses	1 331	
<b>Total Fixed Operating Commitments</b>	<b>17 897</b>	
<b>Monthly Fixed Operating Commitments</b>	<b>17 897</b>	
<b>Cash Coverage Ratio*</b>		<b>7,20</b>

\* Cash Coverage Ratio Formula =

$$\frac{\text{Net Cash (Cash equivalents+Investments-Commitments)}}{\text{Monthly Fixed Operating Commitments}}$$

Prepared by : PN Dlamini

Date : 09/04/2026

Signature : 

Approved by : Mr M.P Mtungwa

Date : 09/04/2026

Signature : 

DR NKOSAZANA DJAMINI ZUMA MUNICIPALITY  
INVESTMENT REGISTER 2025/2026 AS AT 31 March 2026

Ukey	Description	Account number	Opening balance 01-Jul-25	Invested as at 31-Mar-26	Withdrawals as at 31-Mar-26	Bank Charges	Prior Year Accrued Interest (Receipts)	Current Year (Statement of Financial Performance)		Total Interest Received (Statement of Financial Performance)	Total Interest Received (Bank Statement)	Closing Balance as per Bank Statement 31-Mar-26	Closing Balance as per Main Ledger 31-Mar-26
								Interest (Receipts)	Accrued Interest				
20170622046816	FNB 32 DAY FLEXI NOTICE	7415650518	1,185,092.10	187,000,000.00	181,000,000.00	-	-	62,590.58	1,054,603.56	62,590.58	1,054,603.56	1,207,642.68	1,207,642.68
20170622047266	FNB BANK INVESTMENT	6240942071	6,695,121.93	-	5,967.40	-	-	18.03	220,089.72	18,03	220,089.72	4,616,404.69	4,616,404.69
20170622044426	FNB CALL ACCOUNT	63369516786	5,949.99	-	591,930.00	-	-	18,03	373,044.47	179,582.25	373,044.47	3,321,247.94	3,321,247.94
20170622044636	FNB CALL ACCOUNT	76206705280	6,976,167.69	-	-	-	-	18,03	161,346.81	179,582.25	179,582.25	2,987,981.56	2,987,981.56
20170622039100	NEDBANK NOTICE DEPOSIT	0378810986350000052	3,141,824.93	-	-	-	155,197.50	580,684.93	1,400,435.08	1,551,781.72	1,551,781.72	1,551,781.72	1,551,781.72
20210301061153	NEDBANK FIXED DEPOSIT	0378810986350000061	24,301,748.98	30,000,000.00	30,580,684.93	-	-	5,445.88	580,684.93	5,445.88	5,445.88	0.00	0.00
201706220344437	NEDBANK FIXED DEPOSIT (1 Day)	0378810986350000063	-	30,580,684.93	30,586,130.81	-	-	-	-	-	-	0.00	0.00
201706220344462	NEDBANK FIXED DEPOSIT	0378810986350000062	-	30,586,130.81	30,586,130.81	-	-	-	-	-	-	0.00	0.00
201706220344884	NEDBANK CALL DEPOSIT	0378810986350000027	-	30,591,577.66	30,613,368.94	-	-	-	-	-	-	0.00	0.00
201706220351122	STANDARD BANK	4787359594-035	36.20	-	-	-	-	21,791.28	-	21,791.28	21,791.28	0.00	0.00
201706220495531	STANDARD BANK	4787359594-024	41,728,580.11	-	-	-	-	36,828.94	1,939,207.50	1,406,128.20	1,876,134.44	43,667,787.61	43,667,787.61
20170622040854	ABSA BUSINESS BANK	937405-3203	2,413,193.65	20,000,000.00	-	-	15,971.47	1,039,828.39	1,039,828.39	1,039,828.39	1,055,199.86	23,452,984.04	23,452,984.04
20170622034467	ABSA BUSINESS BANK	2001545530	12,132,545.17	-	12,365,589.76	-	12,946.92	233,044.59	233,044.59	245,991.51	245,991.51	31,160,329.57	31,160,329.57
20170622034467	ABSA BUSINESS BANK	208226-8701	-	30,591,577.66	-	-	-	588,751.91	638,365.75	1,207,117.66	588,751.91	31,160,329.57	31,160,329.57
<b>TOTAL</b>			<b>103,528,027.12</b>	<b>359,349,971.06</b>	<b>316,329,602.65</b>	<b>250.00</b>	<b>239,118.03</b>	<b>7,660,882.73</b>	<b>2,302,083.03</b>	<b>9,962,965.76</b>	<b>7,900,001.76</b>	<b>154,382,951.56</b>	<b>154,382,951.56</b>

Cash and Cash Equivalent

Account	Interest on Primary bank account	Opening Balance 01-07-2025	Receipts/Income	Withdrawals/Payments	Total	Interest Capitalised	Primarily account 999	Closing Balance as at 31-03-2026
FNB	62026224999	29,795,188.68	482,412,050.02	(487,618,278.26)	133,323,218.80	3143,2026		34,803,416.62
NED BANK						7,875,335.91		189,186,585.58
STANDARD BANK								
ABSA BUSINESS BANK								
<b>Total</b>								

INVESTMENT ANALYSIS



Prepared by: A. Maduna

Signature

Approved by: N.I. Wele

Signature

Date: 07/04/26

Date: 07/04/26



6523  
**DR NKOSAZANA DLAMINI ZUMA LOCAL  
 CREIGHTON MAIN STREET  
 CREIGHTON  
 3263**

Business Investment Desk Branch  
 1 First Place, Mezzanine Fl, Bank City  
 P.O. Box 1153  
 Johannesburg, 2000  
 e-Mail [ipp@fnb.co.za](mailto:ipp@fnb.co.za)  
 Web [fnb.co.za](http://fnb.co.za)  
 Branch Code 00878

**Tax Invoice/Statement Number 104**

Customer VAT Reg. No. Not Provided  
 Bank VAT Reg. No. 4210102051  
 Product Cash Intelligence Investment  
 Account Number 74165605518  
 Statement Period 28 February 2026 to 31 March 2026

Date	Description	Amount	Balance
<b>Opening Balance as at 28 February 2026</b>		<b>ZAR</b>	<b>1 200 556.11 Cr</b>
31 Mar 2026	Interest payment generated	7 086.57 Cr	1 207 642.68 Cr
<b>Closing Balance as at 31 March 2026</b>		<b>ZAR</b>	<b>1 207 642.68 Cr</b>

If there is an entry on your statement you wish to query, please contact your nearest FNB branch or FNB Telephone Banking Enquiries at 087 320 4321 as soon as possible, preferably within 30 days, in order that it may be investigated.

First National Bank - a Division of FirstRand Bank Limited. Reg No. 1929/001225/06.  
 An Authorised Financial Services and Credit Provider (NCRCP20).

**The VAT rate has increased from 14% to 15% from 1 April 2018.**

# Inclusive of VAT @ 15.00%  
 Total VAT included on this statement R0.00  
 Total Bank Charges R0.00



BBST277 068100  
 DR NKOSAZANA DLAMINI ZUMA LOCAL  
 MUNICIPALITY  
 P O BOX 62  
 CREIGHTON  
 3263  
 XABAN@NDZ.GOV.ZA

P.O. Box 1153  
 Johannesburg, 2000  
 Street Address Business Investment Desk Branch  
 1 First Place, Mezzanine FI Bank City  
 Universal Branch Code 250655  
 fnb.co.za  
 Lost Cards 087-575-9444  
 Account Enquiries 087-320-4321  
 Relationship Manager Mlungiseleli Mnyani (031) 581 9765  
 (031) 581-9765

Customer VAT Registration Number Not Provided  
 Bank VAT Registration Number 4210102051

Money On Call : 62008452071

Tax Invoice/Statement Number : 277  
 Statement Period : 28 February 2026 to 31 March 2026  
 Statement Date : 31 March 2026

Statement Balances		Bank Charges		Interest Rate	
Opening Balance	4,615,426.78 Cr	Service Fees	0.00	Credit Rate**	5.15%
Closing Balance	13,750,325.49 Cr	Cash Deposit Fees	0.00	Debit Rate (Non-NCA)	0.00%
# inclusive of VAT @ 15.00%	0.00	Cash Handling Fees	0.00		
Total VAT (ZAR)	0.00	Other Fees	0.00		

#### Transactions in RAND (ZAR)

Date	Description	Amount	Balance	Accrued Bank Charges
11 Mar	FNB OB Trf FNB OB Trf Main Account Dr Nkos	42,000,000.00 Cr	46,615,426.78 Cr	
19 Mar	FNB OB Trf FNB OB Trf 000000213 Main Account Dr Nkos	3,000,000.00	43,615,426.78 Cr	
31 Mar	FNB OB Trf FNB OB Trf 000000214 Main Account Dr Nkos	30,000,000.00	13,615,426.78 Cr	
31 Mar	Ini On Credit Balance	134,898.71 Cr	13,750,325.49 Cr	
<b>Closing Balance</b>			<b>13,750,325.49 Cr</b>	

#### Interest on Credit Balance\*\*

1.00 +	5.15%	
--------	-------	--

#### Turnover for Statement Period

No. Credit Transactions	2	42,134,898.71 Cr
No. Debit Transactions	2	33,000,000.00 Dr

Please contact us within 30 days from your statement date, should you wish to query an entry on this statement (incl. card transactions done during this statement period, but not yet reflecting). Should we not hear from you, we will assume that you have received the statement and that it is correct.

For more information on your Pricing Option, please contact us or visit our website.

First National Bank - a division of FirstRand Bank Limited, Registration Number 1929/001225/06. An Authorised Financial Services and Credit Provider (NCRCP20). On 21 November 2025, the Prime Lending Rate changed to 10.25%. This may impact the rate on any of your credit facilities.

Branch Number	Account Number	Date	DDA 67/00/CA/KY/KY/PA/B9/M6/DM/N	FN
878	62008452071	2026/03/31	MONEY ON CALL	



BBST27 073040

\*DR NKOSAZANA DLAMINI ZUMA LOCAL  
MUNICIPALITY  
P O BOX 62  
CREIGHTON  
3263  
MTUNGWAP@NDZ.GOV.ZA

P.O. Box 1153  
Johannesburg,2000  
Street Address Business Investment Desk Branch  
1 First Place, Mezzanine Fl,Bank City  
Universal Branch Code 250655  
fnb.co.za  
Lost Cards 087-575-9444  
Account Enquiries 087-320-4321  
Relationship Manager Mlungiseleli Mnyani (031) 581 9765  
(031) 581-9765

Customer VAT Registration Number Not Provided  
Bank VAT Registration Number 4210102051

Call Account : 63088927886  
Tax Invoice/Statement Number : 27  
Statement Period : 28 February 2026 to 31 March 2026  
Statement Date : 31 March 2026

Statement Balances		Bank Charges		Interest Rate	
Opening Balance	4,592,999.27 Cr	Service Fees	0.00	Credit Rate**	6.00%
Closing Balance	4,616,404.69 Cr	Cash Deposit Fees	0.00	Debit Rate (Non-NCA)	0.00%
# Inclusive of VAT @ 15.00%	0.00	Cash Handling Fees	0.00		
Total VAT (ZAR)	0.00	Other Fees	0.00		

## Transactions in RAND (ZAR)

Date	Description	Amount	Balance	Accrued Bank Charges
07 Mar	Cr.int.rate 4,55000	0.00	4,592,999.27 Cr	
09 Mar	Cr.int.rate 6,00000	0.00	4,592,999.27 Cr	
31 Mar	Int On Credit Balance	23,405.42 Cr	4,616,404.69 Cr	
<b>Closing Balance</b>			<b>4,616,404.69 Cr</b>	

## Turnover for Statement Period

No. Credit Transactions	1	23,405.42 Cr
No. Debit Transactions	0	0.00

Please contact us within 30 days from your statement date, should you wish to query an entry on this statement (incl. card transactions done during this statement period, but not yet reflecting). Should we not hear from you, we will assume that you have received the statement and that it is correct.

For more information on your Pricing Option, please contact us or visit our website.

\*\*For the latest Credit Rates on product, please go to fnb.co.za

First National Bank - a division of FirstRand Bank Limited, Registration Number 1929/001225/06. An Authorised Financial Services and Credit Provider (NCRCP20). On 21 November 2025, the Prime Lending Rate changed to 10.25%. This may impact the rate on any of your credit facilities.

Branch Number	Account Number	Date	DDA PB/00/CA/KY/KY/MM/B9/C3/DM/N	FN
878	63088927886	2026/03/31	CALL ACCOUNT	



19415

**\*DR NKOSAZANA DLAMINI ZUMA LOCAL  
CREIGHTON MAIN STREET  
CREIGHTON  
3263**

Business Investment Desk Branch  
1 First Place, Mezzanine Fl, Bank City  
P.O. Box 1153  
Johannesburg, 2000

e-Mail ipp@fnb.co.za  
Web fnb.co.za  
Branch Code 00878

**Tax Invoice/Statement Number 23**

Customer VAT Reg. No. Not Provided  
Bank VAT Reg. No. 4210102051  
Product 48 Hour Cash Accelerator  
Account Number 76206036280  
Statement Period 28 February 2026 to 31 March 2026

Date	Description	Amount	Balance
<b>Opening Balance as at 28 February 2026</b>		<b>ZAR</b>	<b>7 306 017.40 Cr</b>
31 Mar 2026	Interest payment generated	42 194.76 Cr	7 348 212.16 Cr
<b>Closing Balance as at 31 March 2026</b>		<b>ZAR</b>	<b>7 348 212.16 Cr</b>

If there is an entry on your statement you wish to query, please contact your nearest FNB branch or FNB Telephone Banking Enquiries at 087 320 4321 as soon as possible, preferably within 30 days, in order that it may be investigated.

First National Bank - a Division of FirstRand Bank Limited. Reg No. 1929/001225/06.  
An Authorised Financial Services and Credit Provider (NCRCP20).

**The VAT rate has increased from 14% to 15% from 1 April 2018.**

# Inclusive of VAT @ 15.00%

Total VAT included on this statement R0.00

Total Bank Charges R0.00



## STATEMENT

003001000000000378810986352802262



THE INVESTMENT MANAGER  
DR NKOSAZANA DLAMINI ZUMA MUNICIPALITY  
P O BOX 62  
CREIGHTON  
UMZINTO  
3263

Branch	Domestic Treasury
Account Number	03/7881098635/000052
Date	28 February 2026
Statement Period	01 February 2026 to 01 March 2026
Notice Period	1 day
Type of Investment	Notice Deposit
Statement Frequency	Month End

## NEDBANK CONTACT DETAILS

Business Banking	Nedbank Head Office, 135 Rivonia Road, Sandown, Sandton, 2196, South Africa 0860 115 060 business@nedbank.co.za
------------------	--

Based on the interest rates agreed between you and Nedbank, as well as the calculated balances, the applicable rate will be applied daily rounded to two decimals, based on the third digit after the decimal.

Transaction Date	Description and additional information	Movement	Rate	Days	Accrued interest	Amount
2026-02-01	Opening Balance					3 286 782.78
2026-02-28	Int Accrued On R3 286 782.78 From 2026-02-01 To 2026-02-28		6,5000	28	16 388.96	3 286 782.78
2026-03-01	Int Capitalised Effective 2026-03-01	16 388.96			-16 388.96	3 303 171.74
2026-03-01	Closing Balance					3 303 171.74

Yours sincerely  
NEDBANK LIMITED

This statement is electronically generated and requires no signature by Nedbank Limited.  
Please examine this statement soonest. If no error is reported within 30 days after receipt, the statement will be considered as being correct.  
Please note that month-end statements include transactions up to and including the last day of the month as well as interest transactions for the first day of the next month.

The investment is subject to the terms and conditions for investment accounts, available at <https://www.nedbank.co.za/content/nedbank/desktop/given/corporates/investing/corporate-and-institutional-investments.html>  
This communication is produced and transmitted electronically. While we have taken all reasonable steps to ensure the accuracy, integrity and confidentiality of the information, Nedbank Limited will not be liable if the information contained in this communication is corrupted, inaccurate or fails to reach its intended destination. The information in this communication is confidential and intended solely for the addressee and may also be privileged or exempt from disclosure under applicable law. If you are not the addressee, or have received this email in error, please notify the sender immediately, delete it from your system and do not copy, disclose or otherwise act on any part of this communication. You should also treat any pages attached to this communication in line with the disclaimer.

Nedbank Limited Reg No 1951/000009/06, VAT Reg No 4320116074, Nedbank 135 Rivonia Campus, 135 Rivonia Road, Sandown, Sandton, 2196, South Africa.

Directors: AD Mminele (Chairperson) JP Quinn (Chief Executive) MS Bomela HR Brody (Lead Independent Director) BA Dames MH Davis (Chief Financial Officer) N Davydova NP Dongwana OD Fortuin FR Grobler Dr MA Hermanus DA Joshi P Langeni RAG Leith L Makalima GK Njenga MC Nkuhlu (Chief Operating Officer) Dr TM Nombembe S Rao S Subramoney  
Company Secretary: J Katzin 15.01.2026



## STATEMENT

003001000000000378810988353103262



THE INVESTMENT MANAGER  
DR NKOSAZANA DLAMINI ZUMA MUNICIPALITY  
P O BOX 62  
CREIGHTON  
UMZINTO  
3263

Branch	Domestic Treasury
Account Number	03/7881098635/000052
Date	31 March 2026
Statement Period	01 March 2026 to 01 April 2026
Notice Period	1 day
Type of Investment	Notice Deposit
Statement Frequency	Month End

**NEDBANK CONTACT DETAILS**

Business Banking	Nedbank Head Office, 135 Rivonia Road, Sandown, Sandton, 2196, South Africa 0860 115 060 business@nedbank.co.za
------------------	--

Based on the interest rates agreed between you and Nedbank, as well as the calculated balances, the applicable rate will be applied daily rounded to two decimals, based on the third digit after the decimal.

Transaction Date	Description and additional information	Movement	Rate	Days	Accrued interest	Amount
2026-03-01	Opening Balance					3 303 171,74
2026-03-31	Int Accrued On R3 303 171,74 From 2026-03-01 To 2026-03-31		6,5000	31	18 235,44	3 303 171,74
2026-04-01	Int Capitalised Effective 2026-04-01	18 235,44			-18 235,44	3 321 407,18
2026-04-01	Closing Balance					3 321 407,18

Yours sincerely  
**NEDBANK LIMITED**

This statement is electronically generated and requires no signature by Nedbank Limited.  
Please examine this statement soonest. If no error is reported within 30 days after receipt, the statement will be considered as being correct.  
Please note that month-end statements include transactions up to and including the last day of the month as well as interest transactions for the first day of the next month.

The investment is subject to the terms and conditions for investment accounts, available at <https://www.nedbank.co.za/content/nedbank/desktop/gi/en/corporates/investing/corporate-and-institutional-investments.html>  
This communication is produced and transmitted electronically. While we have taken all reasonable steps to ensure the accuracy, integrity and confidentiality of the information, Nedbank Limited will not be liable if the information contained in this communication is corrupted, inaccurate or fails to reach its intended destination. The information in this communication is confidential and intended solely for the addressee and may also be privileged or exempt from disclosure under applicable law. If you are not the addressee, or have received this email in error, please notify the sender immediately, delete it from your system and do not copy, disclose or otherwise act on any part of this communication. You should also treat any pages attached to this communication in line with the disclaimer.

Nedbank Limited Reg No 1951/000009/06, VAT Reg No 4320116074, Nedbank 135 Rivonia Campus, 135 Rivonia Road, Sandown, Sandton, 2196, South Africa.

Directors: AD Mminele (Chairperson) JP Quinn (Chief Executive) MS Bomela HR Brody (Lead Independent Director) BA Dames MH Davis (Chief Financial Officer)  
N Davydova NP Dongwana OD Fortuin FR Grobler DR MA Hermanus DA Josh P Langeni RAG Leith L Makalima GK Njenga MC Nkulu (Chief Operating Officer) Dr TM  
Nombembe S Rao S Subramoney PG Wharton-Hood  
Company Secretary: J Katzin 03.03.2026



## STATEMENT

003001000000000378810986352802262



THE INVESTMENT MANAGER  
DR NKOSAZANA DLAMINI ZUMA MUNICIPALITY  
P O BOX 62  
CREIGHTON  
UMZINTO  
3263

Branch	Domestic Treasury
Account Number	03/7881098635/000058
Date	28 February 2026
Statement Period	01 February 2026 to 01 March 2026
Notice Period	32 days
Type of Investment	Notice Deposit
Statement Frequency	Month End

## NEDBANK CONTACT DETAILS

Business Banking	Nedbank Head Office, 135 Rivonia Road, Sandown, Sandton, 2196, South Africa 0860 115 060 business@nedbank.co.za
------------------	--

Based on the interest rates agreed between you and Nedbank, as well as the calculated balances, the applicable rate will be applied daily rounded to two decimals, based on the third digit after the decimal.

Transaction Date	Description and additional information	Movement	Rate	Days	Accrued interest	Amount
2026-02-01	Opening Balance					25 559 053.38
2026-02-28	Int Accrued On R25 559 053.38 From 2026-02-01 To 2026-02-28		7.3000	28	143 130.68	25 559 053.38
2026-03-01	Int Capitalised Effective 2026-03-01	143 130.68			-143 130.68	25 702 184.06
2026-03-01	Closing Balance					25 702 184.06

Yours sincerely  
NEDBANK LIMITED

This statement is electronically generated and requires no signature by Nedbank Limited.  
Please examine this statement soonest. If no error is reported within 30 days after receipt, the statement will be considered as being correct.  
Please note that month-end statements include transactions up to and including the last day of the month as well as interest transactions for the first day of the next month.

The investment is subject to the terms and conditions for investment accounts, available at  
<https://www.nedbank.co.za/content/nedbank/desktop/gi/en/corporates/investing/corporate-and-institutional-investments.html>

This communication is produced and transmitted electronically. While we have taken all reasonable steps to ensure the accuracy, integrity and confidentiality of the information, Nedbank Limited will not be liable if the information contained in this communication is corrupted, inaccurate or fails to reach its intended destination. The information in this communication is confidential and intended solely for the addressee and may also be privileged or exempt from disclosure under applicable law. If you are not the addressee, or have received this email in error, please notify the sender immediately, delete it from your system and do not copy, disclose or otherwise act on any part of this communication. You should also treat any pages attached to this communication in line with the disclaimer.



## STATEMENT

003001000000000378810986353103262



THE INVESTMENT MANAGER  
DR NKOSAZANA DLAMINI ZUMA MUNICIPALITY  
P O BOX 62  
CREIGHTON  
UMZINTO  
3263

Branch	Domestic Treasury
Account Number	03/7881098635/000058
Date	31 March 2026
Statement Period	01 March 2026 to 01 April 2026
Notice Period	32 days
Type of Investment	Notice Deposit
Statement Frequency	Month End

**NEDBANK CONTACT DETAILS**

Business Banking	Nedbank Head Office, 135 Rivonia Road, Sandown, Sandton, 2196, South Africa 0860 115 060 business@nedbank.co.za
------------------	--

Based on the interest rates agreed between you and Nedbank, as well as the calculated balances, the applicable rate will be applied daily rounded to two decimals, based on the third digit after the decimal.

Transaction Date	Description and additional information	Movement	Rate	Days	Accrued interest	Amount
2026-03-01	Opening Balance					25 702 184.06
2026-03-31	Int Accrued On R25 702 184.06 From 2026-03-01 To 2026-03-31		7,3000	31	159 353.64	25 702 184.06
2026-04-01	Int Capitalised Effective 2026-04-01	159 353.64			-159 353.64	25 861 537.70
2026-04-01	Closing Balance					25 861 537.70

Yours sincerely

**NEDBANK LIMITED**

This statement is electronically generated and requires no signature by Nedbank Limited.

Please examine this statement soonest. If no error is reported within 30 days after receipt, the statement will be considered as being correct.

Please note that month-end statements include transactions up to and including the last day of the month as well as interest transactions for the first day of the next month.

The investment is subject to the terms and conditions for investment accounts, available at

<https://www.nedbank.co.za/content/nedbank/desktop/gt/en/corporates/investing/corporate-and-institutional-investments.html>

This communication is produced and transmitted electronically. While we have taken all reasonable steps to ensure the accuracy, integrity and confidentiality of the information, Nedbank Limited will not be liable if the information contained in this communication is corrupted, inaccurate or fails to reach its intended destination. The information in this communication is confidential and intended solely for the addressee and may also be privileged or exempt from disclosure under applicable law. If you are not the addressee, or have received this email in error, please notify the sender immediately, delete it from your system and do not copy, disclose or otherwise act on any part of this communication. You should also treat any pages attached to this communication in line with the disclaimer.

Nedbank Limited Reg No 1951/000009/06, VAT Reg No 4320116074, Nedbank 135 Rivonia Campus, 135 Rivonia Road, Sandown, Sandton, 2196, South Africa.

Directors: AD Mminele (Chairperson) JP Quinn (Chief Executive) MS Bomela HR Brody (Lead Independent Director) BA Dames MH Davis (Chief Financial Officer) N Davydova NP Dongwana OD Fortuin FR Grobler Dr MA Hermanus DA Joshi P Langeni RAG Leith L Makalima GK Njenga MC Nkuhlu (Chief Operating Officer) Dr TM Nombembe S Rao S Subramoney PG Wharton-Hood  
Company Secretary: J Katzin 03.03.2026

Statement number 31  
 Cycle/Despatch indicator ME  
 Page 1 of 1

**Return address:**  
 Midlands  
 PO Box 61577, Marshalltown, 2107

Account preferred centre Midlands  
 Branch code 7626  
 Customer contact centre 0860 101 341

Date 31 March 2026

DR NKOSAZANA DLAMINI ZUMA MUNI  
 PO BOX 62  
 CREIGHTON  
 3263

**Account identification**

Name of account: DR NKOSAZANA DLAMINI  
 Account number: 47 873 599 5 - 035

**Interest and capital payment details**

**Account to which:**

Name  
 Bank  
 Branch  
 Account number

**Interest is paid**

CAPITALISE Standard Bank Of S.A Ltd Midlands 47 873 599 5
--

**Capital is paid**

No disposal instructions on file
----------------------------------

**Transaction details**

Date ccyy mm dd	Transaction description	Withdrawals	Deposits	Interest Rate	Balance
2026 03 02	Statement opening balance				R 36.20
2026 03 31	Month end balance				R 36.20
	Balance as at 31 March 2026				R 36.20

0062515875

**Please verify all transactions reflected on this statement and notify any discrepancies to the Bank as soon as possible.**

The Standard Bank of South Africa (Reg. No. 1962/000738/06), Authorised financial services provider.

VAT reg no: 4100105461 Registered credit provider (NCRCP15).

We subscribe to the Code of Banking Practice of the Banking Association South Africa and, for unresolved disputes, support resolution through the Ombudsman for Banking Services.

Statement number 28  
 Cycle/Despatch indicator ME  
 Page 1 of 1

**Return address:**  
 Midlands  
 PO Box 61577, Marshalltown, 2107

Account preferred centre Midlands  
 Branch code 7626  
 Customer contact centre 0860 101 341

Date 31 March 2026

DR NKOSAZANA DLAMINI ZUMA MUNI  
 PO BOX 62  
 CREIGHTON  
 3263

**Account identification**

Name of account: DR NKOSAZANA DLAMINI  
 Account number: 47 873 599 5 - 024

**Details covering notice given**

	Amount	Date notice given	Notice payment date
1	R 43,667,787.61	27 January 2026	28 April 2026

**Interest and capital payment details**

**Account to which:**

Name  
 Bank  
 Branch  
 Account number

**Interest is paid**

CAPITALISE  
 Standard Bank Of S.A Ltd  
 Midlands  
 47 873 599 5

**Capital is paid**

No disposal instructions on file

**Transaction details**

Date ccyy mm dd	Transaction description	Withdrawals	Deposits	Interest Rate	Balance
2026 03 02	Statement opening balance				R 43,667,787.61
2026 03 31	Month end balance				R 43,667,787.61
	Balance as at 31 March 2026				R 43,667,787.61

**Interest accrued details**

Period		Investment amount	Interest Rate	Interest amount
From ccyy mm dd	To ccyy mm dd			
2026 01 26	2026 03 31	R 43,667,787.61	7.400%	R 575,457.6900
		<b>Total</b>		<b>R 575,457.69</b>

0062515875

**Please verify all transactions reflected on this statement and notify any discrepancies to the Bank as soon as possible.**

The Standard Bank of South Africa (Reg. No. 1962/000738/06). Authorised financial services provider.

VAT reg no: 4100105461 Registered credit provider (NCRCP15).

We subscribe to the Code of Banking Practice of the Banking Association South Africa and, for unresolved disputes, support resolution through the Ombudsman for Banking Services.

## PRESENTATION ENQUIRY



DR NKOSAZANA DLAMINI ZUMA LOCAL MUN ABSA BANK PUBSECKZN  
 PO BOX 62 INVEST TRACKER  
 CREIGHTON ACCOUNT NUMBER : 93 7405 3205  
 3263 ACCOUNT STATUS : OPEN  
 BALANCE : 23596149,12  
 AVAILABLE BALANCE : 23596149,12  
 UNCLEARED AMOUNT : 0,00  
 AVAIL UNCLEARED AMT : 0,00

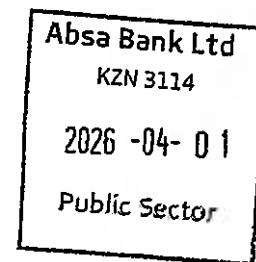
STATEMENT FOR PERIOD 01/03/2026 TO 01/04/2026

DATE	TRAN DESCRIPTION	TRAN BRANCH	AMOUNT	BALANCE
01/03/2026	CREDIT INTEREST	PUBSECKZN	128824,67	23452734,04
01/04/2026	CREDIT INTEREST	PUBSECKZN	143415,08	23596149,12

## POST DATED ITEMS

NO POSTDATED ITEMS DUE TODAY FOR THIS ACCOUNT

ACCRUED INTEREST AS AT	01/04/2026 :	0,00
ACCRUED BONUS AS AT	01/04/2026 :	0,00



PRESENTATION ENQUIRY

DATE	TRAN DESCRIPTION	TRAN BRANCH
END OF ENQUIRY	- 2026-04-01 / 09:25:23 /	

AMOUNT

93 7405 8295

BALANCE



Absa Bank Ltd  
 KZN 3114  
 2026 -04- 0 1  
 Public Sector



DR NKOSAZANA DLAMINI ZUMA LOCAL MUNICIPAL ABSA BANK

PO BOX 62  
CREIGHTON  
3263
 PUBSECKZN  
 FIXED DEPOSIT  
 ACCOUNT NUMBER : 20-8226-8701  
 CAPITAL AMOUNT : 31 160 329,57  
 INTEREST RATE : 7,20

STATEMENT FOR PERIOD 01032026 - 01042026

DATE	TRANS DESCRIPTIONS	REFERENCE	TRAN AMOUNT	SUB ACC BAL
010326	BALANCE B/FORWARD	*	0	0,00

NO TRANSACTIONS FOR THE REQUESTED PERIOD

ACCRUED TRANSACTIONS AS AT 01/04/26


ACCRUED INTEREST 399 535,18

ACCRUED BONUS INTEREST 0,00

AMOUNT CEDED 0,00

\*\*\*\*\* END OF ENQUIRY 01/04/26 A/C

20-8226-8701 \*\*\*\*\*





DR NKOSAZANA DLAMINI ZUMA LOCAL MUNICIPAL ABSA BANK

PO BOX 62  
CREIGHTON  
3263

PUBSECKZN  
FIXED DEPOSIT  
ACCOUNT NUMBER : 20-8226-8701  
CAPITAL AMOUNT : 31 160 329,57  
INTEREST RATE : 7,20

STATEMENT FOR PERIOD 01032026 - 01042026

DATE	TRANS DESCRIPTIONS	REFERENCE	TRAN AMOUNT	SUB ACC BAL
010326	BALANCE B/FORWARD	*	0	0,00

NO TRANSACTIONS FOR THE REQUESTED PERIOD

ACCRUED TRANSACTIONS AS AT	01/04/26	
ACCRUED INTEREST		399 535,18
ACCRUED BONUS INTEREST		0,00
AMOUNT CEDED		0,00

\*\*\*\*\* END OF ENQUIRY 01/04/26 A/C

20-8226-8701 \*\*\*\*\*

Absa Bank Ltd
KZN 3114
2026 -04- 01
Public Sector



BBST4058 003739  
 \*DR NKOSAZANA DLAMINI ZUMA LOCAL  
 MUNICIPALITY  
 P O BOX 62  
 CREIGHTON  
 3263  
 MTUNGWAP@NDZ.GOV.ZA

P O Box 219  
 Underberg 3257  
 Street Address Underberg  
 Main Street  
 Universal Branch Code 250655  
 fnb.co.za  
 Lost Cards 087-575-9406  
 Account Enquiries 087-736-2247  
 Fraud 087-575-9444  
 Relationship Manager Mlungiseleli Mnyani (031) 581 9765  
 (031) 581-9765

Customer VAT Registration Number Not Provided  
 Bank VAT Registration Number 4210102051

Public Sector Cheque Account : 62026224999

Tax Invoice/Statement Number : 4058  
 Statement Period : 2 March 2026 to 3 March 2026  
 Statement Date : 3 March 2026

Statement Balances		Bank Charges		Interest Rate	
Opening Balance	6,902,984.09 Cr	Service Fees	115.00 Dr	Credit Rate**	2.45%
Closing Balance	7,015,174.26 Cr	Cash Deposit Fees	2.48 Dr	Debit Rate (Non-NCA)	13.25%
# Inclusive of VAT @ 15.00%	15.32 Dr	Cash Handling Fees	0.00		
Total VAT (ZAR)	15.32 Dr	Other Fees	0.00		

Transactions in RAND (ZAR)

Date	Description	Amount	Balance	Accrued Bank Charges
03 Mar	Payment Cr Speedpoint67229245Fn	2 000.00Cr	6 904 984.09Cr	
03 Mar	Payment Cr Speedpoint67234468Fn	1 764.56Cr	6 906 748.65Cr	
03 Mar	FNB App Payment From 30057995	1 300.00Cr	6 908 048.65Cr	
03 Mar	FNB App Payment From 30067853	1 254.50Cr	6 909 303.15Cr	
03 Mar	Scheduled Pymt From 30057665	1 446.00Cr	6 910 749.15Cr	
03 Mar	FNB App Payment From Ndzlm 30056176	700.00Cr	6,911,449.15Cr	
03 Mar	Int-Banking Pmt Frm Ndzlm 30062858	800.00Cr	6,912,249.15Cr	
03 Mar	FNB OB Pmt Ndzlm 5785	2,000.00Cr	6,914,249.15Cr	
03 Mar	FNB OB Pmt Ndzlm 265	300.00Cr	6,914,549.15Cr	
03 Mar	FNB OB Pmt 262255	2,673.35Cr	6,917,222.50Cr	
03 Mar	FNB OB Pmt 262275	6,432.65Cr	6,923,655.15Cr	
03 Mar	FNB OB Pmt 67733	25.10Cr	6,923,680.25Cr	
03 Mar	FNB OB Pmt 67685	3,274.85Cr	6,926,955.10Cr	
03 Mar	FNB OB Pmt 67788	3,425.20Cr	6,930,380.30Cr	
03 Mar	FNB OB Pmt 67630	242.35Cr	6,930,622.65Cr	
03 Mar	FNB OB Pmt 262185	877.20Cr	6,931,499.85Cr	
03 Mar	FNB OB Pmt 262225	11 612.15Cr	6,943,112.00Cr	
03 Mar	FNB OB Pmt 49964	2,915.55Cr	6,946,027.55Cr	
03 Mar	FNB OB Pmt 49971	158.70Cr	6,946,186.25Cr	
03 Mar	FNB OB Pmt 30057799	9,440.15Cr	6,955,626.40Cr	
03 Mar	FNB OB Pmt 30057816	4,093.50Cr	6,959,719.90Cr	
03 Mar	FNB OB Pmt 30057830	5,597.20Cr	6,965,317.10Cr	
03 Mar	FNB App Payment From 263895BluestarIngr	1,500.00Cr	6,966,817.10Cr	
03 Mar	FNB App Payment From Ndzlm 30064788	3,390.00Cr	6,970,207.10Cr	
03 Mar	FNB OB Pmt Kwas115395	579.18Cr	6,970,786.28Cr	

Branch Number	Account Number	Date	DDA DB/YW/AV/ZZ/ZZ/RK/BB/SQ/W/B/N	FN
887	62026224999	2026/03/03	PUBLIC SECTOR CHEQUE ACCOUNT	

Transactions in RAND (ZAR) : 62026224999

Date	Description	Amount	Balance	Accrued Bank Charges
03 Mar	Sbx Deposit Sbx33710269518045	550.00Cr	6,971,338.28Cr	
03 Mar	#Sbx Deposit Fee #Sbx Depsit Fee Sbx33710269518045	2.48	6,971,333.80Cr	
03 Mar	FNB App Payment From 30058628	1,300.00Cr	6,972,633.80Cr	
03 Mar	Magtape Credit Acc No 30057892/D.Arjoona	200.00Cr	6,972,833.80Cr	
03 Mar	Magtape Credit Ndzm 30068153	1,000.00Cr	6,973,833.80Cr	
03 Mar	Magtape Credit ABSA Bank Ndzm 30063457	1,124.00Cr	6,974,957.80Cr	
03 Mar	Magtape Credit ABSA Bank Acc 30055357	1,726.24Cr	6,976,684.04Cr	
03 Mar	Magtape Credit 30065693	1,828.75Cr	6,978,512.79Cr	
03 Mar	Magtape Credit ABSA Bank 68585 A A Snyman	1,850.00Cr	6,980,362.79Cr	
03 Mar	Magtape Credit Payprop Ndzm 30066838-Fry	2,089.72Cr	6,982,452.51Cr	
03 Mar	Magtape Credit 262165	2,133.55Cr	6,984,586.06Cr	
03 Mar	Magtape Credit Capitec 26115	2,200.00Cr	6,986,786.06Cr	
03 Mar	Magtape Credit ABSA Bank 173975Wakkacg	3,000.00Cr	6,989,786.06Cr	
03 Mar	Magtape Credit Ndzm 30059007	3,305.86Cr	6,993,091.92Cr	
03 Mar	Magtape Credit Ndzm 144605 Md Ekhooff	4,000.00Cr	6,997,091.92Cr	
03 Mar	Magtape Credit 115005	8,340.25Cr	7,005,432.17Cr	
03 Mar	Int On Credit Balance	9,857.09Cr	7,015,289.26Cr	
03 Mar	#Service Fees	115.00	7,015,174.26Cr	
<b>Closing Balance</b>			<b>7,015,174.26Cr</b>	

**Turnover for Statement Period**

No. Credit Transactions 41	112,307.65Cr
No. Debit Transactions 2	117.48Dr

Please contact us within 30 days from your statement date, should you wish to query an entry on this statement (incl. card transactions done during this statement period, but not yet reflecting). Should we not hear from you, we will assume that you have received the statement and that it is correct.

For more information on your Pricing Option, please contact us or visit our website.

\*\*For the latest Credit Rates on product, please go to [fnb.co.za](http://fnb.co.za)

First National Bank - a division of FirstRand Bank Limited. Registration Number 1929/001225/06. An Authorised Financial Services and Credit Provider (NCRCP20).

On 21 November 2025, the Prime Lending Rate changed to 10.25%. This may impact the rate on any of your credit facilities.

Branch Number	Account Number	Date	DDA DB/YW/AV/ZZ/RK/BB/SQ/WB/N	FN
887	62026224999	2026/03/03	PUBLIC SECTOR CHEQUE ACCOUNT	



BBST4081 081040  
 \*DR NKOSAZANA DLAMINI ZUMA LOCAL MUNICIPALITY  
 P O BOX 62  
 CREIGHTON  
 3263  
 MTUNGWAP@NDZ.GOV.ZA

P O Box 219  
 Underberg 3257  
 Street Address Underberg  
 Main Street  
 Universal Branch Code 250655  
 fnb.co.za  
 Lost Cards 087-575-9406  
 Account Enquiries 087-736-2247  
 Fraud 087-575-9444  
 Relationship Manager Mlungiselel Mnyani (031) 581 9765  
 (031) 581-9765

Customer VAT Registration Number Not Provided  
 Bank VAT Registration Number 4210102051

Public Sector Cheque Account : 62026224999  
 Tax Invoice/Statement Number : 4081  
 Statement Period : 30 March 2026 to 31 March 2026  
 Statement Date : 31 March 2026

Statement Balances		Bank Charges		Interest Rate	
Opening Balance	5,779,488.44 Cr	Service Fees	0.00	Credit Rate**	2.45%
Closing Balance	34,803,416.62 Cr	Cash Deposit Fees	5.38 Dr	Debit Rate (Non-NCA)	13.25%
# Inclusive of VAT @ 15.00%	0.70 Dr	Cash Handling Fees	0.00		
Total VAT (ZAR)	0.70 Dr	Other Fees	0.00		

Transactions in RAND (ZAR)

Date	Description	Amount	Balance	Accrued Bank Charges
31 Mar	Payment Cr Speedpoint67234468Fn	6,000.00Cr	5,785,488.44Cr	
31 Mar	FNB OB Pmt 259515	3,751.71Cr	5,789,240.15Cr	
31 Mar	FNB OB Pmt 123665	2,382.93Cr	5,791,623.08Cr	
31 Mar	FNB OB Pmt 217955	698.25Cr	5,792,321.33Cr	
31 Mar	FNB OB Pmt 259455	1,152.66Cr	5,793,473.99Cr	
31 Mar	FNB OB Pmt 262005	770.30Cr	5,794,244.29Cr	
31 Mar	FNB OB Pmt 238445	969.80Cr	5,795,214.09Cr	
31 Mar	FNB OB Pmt 30060911	2,964.80Cr	5,798,178.89Cr	
31 Mar	FNB OB Pmt 30068634	5,381.78Cr	5,803,560.67Cr	
31 Mar	FNB OB Pmt 55732 Sunnyside Farm	1,086.15Cr	5,804,646.82Cr	
31 Mar	FNB OB Pmt 30058037 Sunnyside F	1,108.30Cr	5,805,755.12Cr	
31 Mar	FNB OB Pmt 47883 Na Smith Famil	498.75Cr	5,806,253.87Cr	
31 Mar	FNB OB Pmt 47876 Na Smith Famil	3,602.05Cr	5,809,855.92Cr	
31 Mar	FNB OB Pmt Ndzm 54401	9,476.25Cr	5,819,332.17Cr	
31 Mar	FNB OB Pmt 59482	143.42Cr	5,819,475.59Cr	
31 Mar	FNB OB Pmt 254585/Hackland	709.35Cr	5,820,184.94Cr	
31 Mar	FNB App Payment From Ndzm 30061156	2,253.87Cr	5,822,438.81Cr	
31 Mar	FNB App Payment From 97525	1,850.00Cr	5,824,288.81Cr	
31 Mar	Int-Banking Pmt Frm 178635	2,106.30Cr	5,826,395.11Cr	
31 Mar	Sbx Deposit Sbx33710284148500	80.00Cr	5,826,475.11Cr	
31 Mar	#Sbx Deposit Fee #Sbx Depsit Fee Sbx33710284148500	0.41	5,826,474.70Cr	
31 Mar	FNB App Payment From Ndzm 30055326	2,307.28Cr	5,828,781.98Cr	
31 Mar	FNB OB Pmt Ndzm 123225	3,047.95Cr	5,831,829.93Cr	
31 Mar	FNB OB Pmt Ndzm 30055993	1,000.00Cr	5,832,829.93Cr	
31 Mar	Payment To Nciza Construc	30,000.00	5,802,829.93Cr	

Branch Number	Account Number	Date	DDA DB/YW/AV/ZZ/ZZ/RK/BB/SQ/WB/N	FN
887	62026224999	2026/03/31	PUBLIC SECTOR CHEQUE ACCOUNT	

## Transactions in RAND (ZAR) : 62026224999

Date	Description	Amount	Balance	Accrued Bank Charges
31 Mar	FNB OB Pmt 131575	5,000.00Cr	5,807,829.93Cr	
31 Mar	FNB OB Pmt 259815	1,801.00Cr	5,809,630.93Cr	
31 Mar	FNB OB Pmt Kwas 217425 Gouveia	1,252.66Cr	5,810,883.59Cr	
31 Mar	Payshap Credit 30058006 Ms Rp Langa	2,300.00Cr	5,813,183.59Cr	
31 Mar	FNB OB Pmt Kwas 262035	2,049.33Cr	5,815,232.92Cr	
31 Mar	FNB App Payment From Ndzim 71545	3,000.00Cr	5,818,232.92Cr	
31 Mar	FNB OB Pmt 30067262	7,010.21Cr	5,825,243.13Cr	
31 Mar	FNB OB Pmt Kwas 123175	3,122.75Cr	5,828,365.88Cr	
31 Mar	FNB OB Pmt 30062724	415.60Cr	5,828,781.48Cr	
31 Mar	FNB OB Pmt Kwas 123155	5,530.60Cr	5,834,312.08Cr	
31 Mar	FNB OB Pmt Kwas 123245	4,042.65Cr	5,838,354.73Cr	
31 Mar	FNB OB Pmt Kwas 131935	571.63Cr	5,838,926.36Cr	
31 Mar	FNB OB Pmt Kwas 107415	1,440.80Cr	5,840,367.16Cr	
31 Mar	FNB OB Pmt 254905	858.95Cr	5,841,226.11Cr	
31 Mar	FNB OB Pmt 254915	82.30Cr	5,841,308.41Cr	
31 Mar	FNB OB Pmt FNB OB 000023205 Mst	Msts Holdings (Pty)	119,535.12	5,721,773.29Cr
31 Mar	FNB OB Pmt Ndzim30062896	2,902.12Cr	5,724,675.41Cr	
31 Mar	FNB OB Pmt Ndzim30062030	418.75Cr	5,725,094.16Cr	
31 Mar	FNB OB Pmt 30064892 Ndzim	775.83Cr	5,725,869.99Cr	
31 Mar	FNB App Payment From 30061163	1,950.00Cr	5,727,819.99Cr	
31 Mar	FNB OB Pmt Ndzim 30058343	4,872.70Cr	5,732,692.69Cr	
31 Mar	FNB OB Pmt Ndzim 30059832	3,200.90Cr	5,735,893.59Cr	
31 Mar	FNB OB Pmt Ndzim 259845	2,856.25Cr	5,738,749.84Cr	
31 Mar	FNB OB Pmt Ndzim 30061338	1,052.90Cr	5,739,802.74Cr	
31 Mar	FNB OB Pmt 30063361 - Corriway	2,418.00Cr	5,742,220.74Cr	
31 Mar	FNB OB Pmt Corriway Props 55215	31,906.25Cr	5,774,126.99Cr	
31 Mar	FNB OB Pmt 30065387	10,580.70Cr	5,784,707.69Cr	
31 Mar	FNB OB Pmt Ndzim34155	7,160.90Cr	5,791,868.59Cr	
31 Mar	FNB OB Pmt FNB OB 000023206 Esk	Eskom: Free Bas	87,419.72	5,704,448.87Cr
31 Mar	FNB OB Pmt FNB OB 000023207 Esk	Eskom Creighton	4,605.76	5,699,843.11Cr
31 Mar	FNB OB Pmt FNB OB 000023208 Esk	Eskom: Creight	5,915.99	5,693,927.12Cr
31 Mar	FNB OB Pmt FNB OB 000023209 Esk	Eskom Creighton	7,295.84	5,686,631.28Cr
31 Mar	FNB OB Pmt FNB OB 000023210 Esk	Eskom Creighton	1,768.33	5,684,862.95Cr
31 Mar	FNB OB Pmt FNB OB 000023211 Esk	Eskom: Eskom He	6,435.33	5,678,427.62Cr
31 Mar	FNB OB Pmt FNB OB 000023212 Esk	Eskom Creighton	2,956.93	5,675,470.69Cr
31 Mar	FNB OB Pmt FNB OB 000023213 Esk	Eskom Creighton	6,325.85	5,669,144.84Cr
31 Mar	FNB OB Pmt FNB OB 000023214 Esk	Eskom: Eskom Ol	1,772.29	5,667,372.55Cr
31 Mar	FNB OB Pmt FNB OB 000023215 Esk	Eskom Kilmon Ho	1,541.09	5,665,831.46Cr
31 Mar	FNB OB Pmt FNB OB 000023216 Esk	Eskom Lot 178 H	5,840.41	5,659,991.05Cr
31 Mar	FNB OB Pmt FNB OB 000023217 Esk	Eskom Sports Gr	4,717.30	5,655,273.75Cr
31 Mar	FNB OB Pmt FNB OB 000023218 Esk	Eskom Disaster	15,372.60	5,639,901.15Cr
31 Mar	FNB OB Pmt FNB OB 000023219 Esk	Eskom 131 Stre	7,865.02	5,632,036.13Cr
31 Mar	FNB OB Pmt FNB OB 000023220 Esk	Eskom Bulwer Ta	4,970.65	5,627,065.48Cr
31 Mar	FNB OB Pmt FNB OB 000023221 Esk	Eskom Bulwer Streetl	6,377.20	5,620,688.28Cr
31 Mar	FNB OB Pmt FNB OB 000023222 Esk	Eskom Himeville	2,650.38	5,618,037.90Cr
31 Mar	FNB OB Pmt FNB OB 000023223 Esk	Eskom	403.20	5,617,634.70Cr
31 Mar	FNB OB Pmt FNB OB 000023224 Esk	Eskom Underberg	5,910.00	5,611,724.70Cr
31 Mar	FNB OB Pmt FNB OB 000023225 Esk	Eskom Himeville	2,027.34	5,609,697.36Cr
31 Mar	FNB OB Pmt FNB OB 000023226 Esk	Eskom Bulwer Csc	30,661.29	5,579,036.07Cr
31 Mar	FNB OB Pmt FNB OB 000023227 Bul	Bulwer Library	21,193.19	5,557,842.88Cr
31 Mar	FNB OB Pmt FNB OB 000023228 Esk	Eskom: 72359339	3,719.09	5,554,123.79Cr
31 Mar	FNB OB Pmt FNB OB 000023229 Esk	Eskom Himmville	2,520.95	5,551,602.84Cr
31 Mar	FNB OB Pmt FNB OB 000023230 Esk	Eskom 187 Macke	4,094.60	5,547,508.24Cr
31 Mar	FNB OB Pmt FNB OB 000023231 Esk	Eskom Underberg Stre	10,781.03	5,536,727.21Cr
31 Mar	FNB OB Pmt FNB OB 000023232 Esk	Eskom Stretligh Hime	9,447.00	5,527,280.21Cr
31 Mar	Payment To Shardesh Sewla		20,988.76	5,506,291.45Cr
31 Mar	Payment To Baitlhaupi Exec		15,990.00	5,490,301.45Cr
31 Mar	Payment To Masakhe Kulung		208,946.38	5,281,355.07Cr
31 Mar	Payment To Ndlezinhle T		66,064.00	5,215,291.07Cr
31 Mar	FNB OB Pmt 30064702		1,188.70Cr	5,216,479.77Cr

Branch Number	Account Number	Date	DDA DB/YW/AV/ZZ/RK/BB/SQ/WB/N	FN
887	62026224999	2026/03/31	PUBLIC SECTOR CHEQUE ACCOUNT	

**Transactions in RAND (ZAR) : 62026224999**

Date	Description	Amount	Balance	Accrued Bank Charges
31 Mar	FNB App Payment From 30057524	1,000.00Cr	5,217,479.77Cr	
31 Mar	FNB OB Pmt 246795	7,732.39Cr	5,225,212.16Cr	
31 Mar	Sbx Deposit Sbx33710284148500	1,180.00Cr	5,226,392.16Cr	
31 Mar	#Sbx Deposit Fee #Sbx Depsit Fee Sbx33710284148500	4.97	5,226,387.19Cr	
31 Mar	FNB OB Trf FNB OB Trf Business Money Marke	30,000,000.00Cr	35,226,387.19Cr	
31 Mar	Int-Banking Pmt Frm Ndzm 66732	457.19Cr	35,226,844.38Cr	
31 Mar	FNB OB Pmt 30069587	600.73Cr	35,227,445.11Cr	
31 Mar	FNB OB Pmt 115315	4,601.20Cr	35,232,046.31Cr	
31 Mar	FNB OB Pmt 123875	5,057.26Cr	35,237,103.57Cr	
31 Mar	FNB OB Pmt 123885	777.75Cr	35,237,881.32Cr	
31 Mar	Payment To Auditor-Genera	398,546.99	34,839,334.33Cr	
31 Mar	Payment To Gumedede Derick	3,561.94	34,835,772.39Cr	
31 Mar	Payment To Bailhaupi Exec	15,995.00	34,819,777.39Cr	
31 Mar	FNB OB Pmt Ndzm 128885	26,498.58Cr	34,846,275.97Cr	
31 Mar	FNB OB Pmt Kwas 217615	1,726.52Cr	34,848,002.49Cr	
31 Mar	FNB OB Pmt Ndzm 128355	1,280.97Cr	34,849,283.46Cr	
31 Mar	FNB App Payment From Ndzm 47292	737.05Cr	34,850,020.51Cr	
31 Mar	FNB App Payment From Ndzm 47292	387.81Cr	34,850,408.32Cr	
31 Mar	FNB App Payment From Ndzm 50108	1,828.75Cr	34,852,237.07Cr	
31 Mar	FNB App Payment From Ndzm 50108	2,524.68Cr	34,854,761.75Cr	
31 Mar	FNB OB Pmt 84015	1,198.85Cr	34,855,960.60Cr	
31 Mar	FNB OB Pmt Ndzm 217965	1,041.90Cr	34,857,002.50Cr	
31 Mar	FNB OB Pmt Ndzm 259355	670.85Cr	34,857,673.35Cr	
31 Mar	FNB OB Pmt Ndzm 30062274	166.25Cr	34,857,839.60Cr	
31 Mar	FNB App Payment From Ndzm 30061929	5,000.00Cr	34,862,839.60Cr	
31 Mar	FNB App Payment From Ndzm 30066216	800.00Cr	34,863,639.60Cr	
31 Mar	Payshap Credit Z Ngubane	1,500.00Cr	34,865,139.60Cr	
31 Mar	FNB OB Pmt FNB OB 000023204 202 2026 March Ward Comm	134,000.00	34,731,139.60Cr	
31 Mar	Magtape Credit Ndzm 30063976	50.00Cr	34,731,189.60Cr	
31 Mar	Magtape Credit Ndzm30061383	150.00Cr	34,731,339.60Cr	
31 Mar	Magtape Credit ABSA Bank 262105	167.50Cr	34,731,507.10Cr	
31 Mar	Magtape Credit ABSA Bank Ndzm 30067767	207.80Cr	34,731,714.90Cr	
31 Mar	Magtape Credit Ndzm 259245	260.05Cr	34,731,974.95Cr	
31 Mar	Magtape Credit ABSA Bank Ndzm 30068933	313.15Cr	34,732,288.10Cr	
31 Mar	Magtape Credit Ndzm 30066168	332.50Cr	34,732,620.60Cr	
31 Mar	Magtape Credit Investecpbndzm 30068809	335.00Cr	34,732,955.60Cr	
31 Mar	Magtape Credit 12214	360.00Cr	34,733,315.60Cr	
31 Mar	Magtape Credit Ndzm 246595	436.49Cr	34,733,752.09Cr	
31 Mar	Magtape Credit 30068249	452.00Cr	34,734,204.09Cr	
31 Mar	Magtape Credit ABSA Bank 30069408	470.00Cr	34,734,674.09Cr	
31 Mar	Magtape Credit 246615 Kemp Family Trust	554.18Cr	34,735,228.27Cr	
31 Mar	Magtape Credit Investecpbkwas 238525 Jamieson	703.80Cr	34,735,932.07Cr	
31 Mar	Magtape Credit ABSA Bank Ndzm 30067190	985.00Cr	34,736,917.07Cr	
31 Mar	Magtape Credit Acc No 123135	1,000.00Cr	34,737,917.07Cr	
31 Mar	Magtape Credit Ndzm 30064300	1,000.00Cr	34,738,917.07Cr	
31 Mar	Magtape Credit ABSA Bank Ndzm 30066694	1,102.15Cr	34,740,019.22Cr	
31 Mar	Magtape Credit Ndzm 30059997	1,151.72Cr	34,741,170.94Cr	
31 Mar	Magtape Credit Stoneyglenac110975 Stoney Glen	1,330.00Cr	34,742,500.94Cr	
31 Mar	Magtape Credit Capitec Acc No. 30068081	1,350.00Cr	34,743,850.94Cr	
31 Mar	Magtape Credit 233415	1,400.00Cr	34,745,250.94Cr	

Branch Number	Account Number	Date	DDA DB/YW/AV/ZZ/RK/BB/5Q/WB/N	FN
887	62026224999	2026/03/31	PUBLIC SECTOR CHEQUE ACCOUNT	

Transactions In RAND (ZAR) : 62026224999

Date	Description	Amount	Balance	Accrued Bank Charges
31 Mar	Magtape Credit Ndzim 30058082	1,433.12Cr	34,746,684.06Cr	
31 Mar	Magtape Credit Elmfieldprkwas 84605	1,500.00Cr	34,748,184.06Cr	
31 Mar	Magtape Credit Ndzim 173015	1,600.00Cr	34,749,784.06Cr	
31 Mar	Magtape Credit Ndzim 30057373	1,644.17Cr	34,751,428.23Cr	
31 Mar	Magtape Credit 30058584	1,700.00Cr	34,753,128.23Cr	
31 Mar	Magtape Credit 262085	1,800.00Cr	34,754,928.23Cr	
31 Mar	Magtape Credit 30065693	1,828.75Cr	34,756,756.98Cr	
31 Mar	Magtape Credit ABSA Bank 173685	1,932.08Cr	34,758,689.06Cr	
31 Mar	Magtape Credit Payprop Ndzim 30068823-Welto	1,960.74Cr	34,760,649.80Cr	
31 Mar	Magtape Credit Ndzim 233605	2,000.00Cr	34,762,649.80Cr	
31 Mar	Magtape Credit Ndzim 84905	2,000.00Cr	34,764,649.80Cr	
31 Mar	Magtape Credit Ndzim 30065545	2,025.88Cr	34,766,675.68Cr	
31 Mar	Magtape Credit Ndzim 254165	2,090.00Cr	34,768,765.68Cr	
31 Mar	Magtape Credit 262165	2,133.55Cr	34,770,899.23Cr	
31 Mar	Magtape Credit 30061888	2,200.00Cr	34,773,099.23Cr	
31 Mar	Magtape Credit Ndzim 233985	2,342.45Cr	34,775,441.68Cr	
31 Mar	Magtape Credit 30060090	2,400.00Cr	34,777,841.68Cr	
31 Mar	Magtape Credit ABSA Bank Ndzim 30067815	2,604.60Cr	34,780,446.28Cr	
31 Mar	Magtape Credit Ndzim 30059007	3,305.89Cr	34,783,752.17Cr	
31 Mar	Magtape Credit Braescroft Timbers (Pty) L	3,568.84Cr	34,787,321.01Cr	
31 Mar	Magtape Credit 173755	5,800.00Cr	34,793,121.01Cr	
31 Mar	Magtape Credit 115005	8,340.21Cr	34,801,461.22Cr	
31 Mar	FNB App Payment From Ndzim 67331	4,132.35Cr	34,805,593.57Cr	
31 Mar	Internal Debit Order F/Card Comcommis00014603	11.32	34,805,582.25Cr	
31 Mar	Internal Debit Order F/Card Comcommis01763886	41.82	34,805,540.43Cr	
31 Mar	Internal Debit Order F/Card Comcommis00013209	288.31	34,805,252.12Cr	
31 Mar	Internal Debit Order F/Card Comrental00014603FNB	448.50	34,804,803.62Cr	
31 Mar	Internal Debit Order F/Card Comrental00013209FNB	448.50	34,804,355.12Cr	
31 Mar	Internal Debit Order F/Card Comrental01763886FNB	448.50	34,803,906.62Cr	
31 Mar	Magtape Debit M-Choice M-Choice207242016	490.00	34,803,416.62Cr	12.00
<b>Closing Balance</b>			<b>34,803,416.62Cr</b>	

**Turnover for Statement Period**

No. Credit Transactions	119	30,304,327.08 Cr
No. Debit Transactions	46	1,280,398.90 Dr

Please contact us within 30 days from your statement date, should you wish to query an entry on this statement (incl. card transactions done during this statement period, but not yet reflecting). Should we not hear from you, we will assume that you have received the statement and that it is correct.

For more information on your Pricing Option, please contact us or visit our website.


\*\*For the latest Credit Rates on product, please go to fnb.co.za

First National Bank - a division of FirstRand Bank Limited. Registration Number 1929/001225/06. An Authorised Financial Services and Credit Provider (NCRCP20). On 21 November 2025, the Prime Lending Rate changed to 10.25%. This may impact the rate on any of your credit facilities.


Branch Number	Account Number	Date	DDA DB/YW/AV/ZZ/ZZ/RK/BB/SQ/WB/N	FN
887	62026224999	2026/03/31	PUBLIC SECTOR CHEQUE ACCOUNT	

**DR NKOSAZANA DLAMINI-ZUMA LOCAL MUNICIPALITY  
GRANTS SUMMARY MARCH 2026**

GRANT NAME	ITEM ACCOUNT	AMENDED BUDGET 2025/2026	APPROVED ROLLOVER BY NATIONAL TREASURY	TOTAL RECEIVED 31 MARCH 2026	TOTAL SPENT 31 MARCH 2026	TOTAL UNSPENT 31 MARCH 2026
NATIONAL TREASURY GRANTS	MIG	38 868 000,00	-	38 868 000,00	23 133 241,35	15 734 758,65
	FMG	2 000 000,00	-	2 000 000,00	1 772 583,16	227 416,84
	EPWP	2 135 000,00	-	2 135 000,00	2 135 000,00	-
<b>SUB-TOTAL</b>		<b>43 003 000,00</b>	-	<b>43 003 000,00</b>	<b>27 040 824,51</b>	<b>15 962 175,49</b>
KZN PROVINCIAL GRANTS	LIBRARY SERVICE OPERATIONAL GRANT CLEANEST MUNICIPALITY COMPETITION GREENEST AND SMART MUNICIPALITY	5 458 000,00	-	5 458 000,00	4 865 647,28	592 352,72
		-	400 000,00	-	400 000,00	-
		-	132 869,86	-	-	132 869,86
<b>SUB-TOTAL</b>		<b>5 458 000,00</b>	<b>532 869,86</b>	<b>5 458 000,00</b>	<b>5 265 647,28</b>	<b>725 222,58</b>
<b>TOTAL GRANTS</b>		<b>48 461 000,00</b>	<b>532 869,86</b>	<b>48 461 000,00</b>	<b>32 306 471,79</b>	<b>16 687 398,07</b>

PREPARED BY:   
Miss. T Makhanya

09/04/2026

APPROVED BY:   
Mr. Narwela

13/04/2026

# Municipal In-year reports & supporting tables

mSCOA Version 6.9

[Click for Instructions!](#)

**Accountability**

**Transparency**

**Information &  
service delivery**



**national treasury**

Department:  
National Treasury  
REPUBLIC OF SOUTH AFRICA

**Contact details:**

Budget submission enquiries:  
Lawrence Gqesha  
National Treasury

Electronic documents: [lgdocuments@treasury.gov.za](mailto:lgdocuments@treasury.gov.za)

Electronic submissions: LG Upload Portal

### Preparation Instructions

Municipality Name:

CFO Name:

Tel:  Fax:

E-Mail:

Reporting period:

MTREF:

Budget Year:

Does this municipality have Entities?

If YES: Identify type of report:

### Name Votes & Sub-Votes

#### Printing Instructions

##### Showing / Hiding Columns

##### Showing / Clearing Highlights

#### Importants documents which provide essential assistance

##### MFMA Budget Circular

[Click to view](#)

##### MBRR Budget Formats Guide

[Click to view](#)

##### Dummy Budget Guide

[Click to view](#)

##### Funding Compliance Guide

[Click to view](#)

##### MFMA Return Forms

[Click to view](#)

Organisational Structure Votes	Complete Votes & Sub-Votes	Select Org. Structure
Vote 1 - EXECUTIVE AND COUNCIL	<b>Vote 1 EXECUTIVE AND COUNCIL</b>	
Vote 2 - BUDGET AND TREASURY	1,1 EXECUTIVE & COUNCIL	1.1 - EXECUTIVE & COUNCIL
Vote 3 - CORPORATE SERVICES	1,2 INTERNAL AUDIT	1.2 - INTERNAL AUDIT
Vote 4 - COMMUNITY SERVICES	1,3 [Name of sub-vote]	
Vote 5 - PUBLIC WORKS AND BASIC SERVICES	1,4 [Name of sub-vote]	
Vote 6 - PLANNING AND DEVELOPMNT	1,5 [Name of sub-vote]	
Vote 7 - [NAME OF VOTE 7]	1,6 [Name of sub-vote]	
Vote 8 - [NAME OF VOTE 8]	1,7 [Name of sub-vote]	
Vote 9 - [NAME OF VOTE 9]	1,8 [Name of sub-vote]	
Vote 10 - [NAME OF VOTE 10]	1,9 [Name of sub-vote]	
Vote 11 - [NAME OF VOTE 11]	1,10 [Name of sub-vote]	
Vote 12 - [NAME OF VOTE 12]	<b>Vote 2 BUDGET AND TREASURY</b>	
Vote 13 - [NAME OF VOTE 13]	2,1 BUDGET & TREASURY	2.1 - BUDGET & TREASURY
Vote 14 - [NAME OF VOTE 14]	2,2 [Name of sub-vote]	
Vote 15 - [NAME OF VOTE 15]	2,3 [Name of sub-vote]	
	<b>Vote 3 CORPORATE SERVICES</b>	
	3,1 CORPORATE SERVICES	3.1 - CORPORATE SERVICES
	3,2 HUMAN RESOURCES	3.2 - HUMAN RESOURCES
	<b>Vote 4 COMMUNITY SERVICES</b>	
	4,1 COMMUNITY SERVICES	4.1 - COMMUNITY SERVICES
	4,2 TRAFFIC	4.2 - TRAFFIC
	4,3 DISASTER MANAGEMENT	4.3 - DISASTER MANAGEMENT
	4,4 MUNICIPAL POUND	4.4 - MUNICIPAL POUND
	4,5 SPORTSFIELDS	4.5 - SPORTSFIELDS
	4,6 LIBRARIES	4.6 - LIBRARIES
	4,7 COMMUNITY PROGRAMS	4.7 - COMMUNITY PROGRAMS
	4,8 PARKS AND CEMETERIES	4.8 - PARKS AND CEMETERIES
	<b>Vote 5 PUBLIC WORKS AND BASIC SERVICES</b>	
	5,1 ROADS	5.1 - ROADS
	5,2 HOUSING	5.2 - HOUSING
	5,3 WASTE MANAGEMENT	5.3 - WASTE MANAGEMENT
	5,4 PMU	5.4 - PMU
	<b>Vote 6 PLANNING AND DEVELOPMNT</b>	
	6,1 PLANNING AND DEVELOPMENT	6.1 - PLANNING AND DEVELOPMENT
	6,2 LED AND TOURISM	6.2 - LED AND TOURISM

**KZN436 Dr Nkosazana Dlamini Zuma - Contact Information****A. GENERAL INFORMATION**

Municipality KZN436 Dr Nkosazana Dlamini Zuma

Grade 3

1 Grade in terms of the Remuneration of Public Office Bearers Act.

Province KZN KWAZULU-NATAL

Web Address www.ndz.gov.za

E-mail Address cfo@ndz.gov.za

**B. CONTACT INFORMATION****Postal address:**

P.O. Box P.O. Box 62

City / Town Creighton

Postal Code 3263

**Street address**

Building Dr. Nkosazana Dlamini Zuma Municipality

Street No. &amp; Name Main Street, Creighton

City / Town Creighton

Postal Code 3263

**General Contacts**

Telephone number 0398331038

Fax number 0398331539

**C. POLITICAL LEADERSHIP****Speaker:**

ID Number 7903085659082

Title Mr

Name Sitiso Sydney Phoswa

Telephone number 0398331038

Cell number 072 708 4358

Fax number 0398331539

E-mail address treemanphoswa@gmail.com

**Secretary/PA to the Speaker:**

ID Number 7810155701084

Title Mr

Name Velani Sosibo

Telephone number 0398331038

Cell number 073 470 3037

Fax number 0398331539

E-mail address sosibov@ndz.gov.za

**Mayor/Executive Mayor:**

ID Number 7007290351087

Title Mrs

Name Precious Sindisiwe Msomi

Telephone number 0398331038

Cell number 082 598 5467

Fax number 0398331539

E-mail address majobemsomi@gmail.com

**Secretary/PA to the Mayor/Executive Mayor:**

ID Number 8609120879085

Title Miss

Name Phumia Sikhakhane

Telephone number 0398331038

Cell number 067 957 3640

Fax number 0398331539

E-mail address Sikhakhane@ndz.gov.za

**Deputy Mayor/Executive Mayor:**

ID Number 8312290301085

Title Miss

Name Kholeka Annacieta Hadebe

Telephone number 0398331038

Cell number 063 699 8803

Fax number 0398331539

E-mail address kholez83@gmail.com

**Secretary/PA to the Deputy Mayor/Executive Mayor:**

ID Number 8812110692084

Title Miss

Name Nokwanda Chule

Telephone number 0398331038

Cell number 082 951 0341

Fax number 0398331539

E-mail address chuleni@ndz.gov.za

<b>D. MANAGEMENT LEADERSHIP</b>			
<b>Municipal Manager:</b>		<b>Secretary/PA to the Municipal Manager:</b>	
ID Number	6901275582081	ID Number	880713073/083
Title	Mr	Title	Miss
Name	Nkosiyezwe Cyprian vezi	Name	Spnumelele Mbatna
Telephone number	0398331038	Telephone number	0398331038
Cell number	0739766682	Cell number	0713041194
Fax number	0398331539	Fax number	0398331539
E-mail address	vezin@ndz.gov.za	E-mail address	mbathan@ndz.gov.za
<b>Chief Financial Officer</b>		<b>Secretary/PA to the Chief Financial Officer</b>	
ID Number	8109265730086	ID Number	U
Title	Mr	Title	Miss
Name	Mknumbuzeni Philip Mtungwa	Name	Xoliswa Memela
Telephone number	0398331038	Telephone number	0398331038
Cell number	060 544 5411	Cell number	0608285010
Fax number	0398331539	Fax number	0398331539
E-mail address	cto@ndz.gov.za	E-mail address	memelap@ndz.gov.za
<b>Official responsible for submitting financial information</b>		<b>Official responsible for submitting financial information</b>	
ID Number	8903295560087	ID Number	U
Title	Mr	Title	Miss
Name	Nkosinathi Vvela	Name	Nompumelelo Xaba
Telephone number	0398331038	Telephone number	0398331038
Cell number	079 495 6452	Cell number	0789685714
Fax number	0398331539	Fax number	0398331539
E-mail address	weian@ndz.gov.za	E-mail address	<a href="mailto:xaban@ndz.gov.za">xaban@ndz.gov.za</a>
<b>Official responsible for submitting financial information</b>		<b>Official responsible for submitting financial information</b>	
ID Number	8809220867085	ID Number	9301310484087
Title	Miss	Title	Miss
Name	Noluthando Dlamini	Name	Inembekile Makhanya
Telephone number	0398331038	Telephone number	0398331038
Cell number	063 513 2839	Cell number	0734326527
Fax number	0398331539	Fax number	0398331539
E-mail address	diamininp@ndz.gov.za	E-mail address	makhanyat@ndz.gov.za

## KZN436 Dr Nkosazana Dlamini Zuma - Table C1 Monthly Budget Statement Summary - M09 March

Description	Budget Year 2025/26								
	2024/25	Original Budget	Adjusted Budget	Monthly Actual	YearTD Actual	YearTD Budget	YTD Variance	YTD Variance %	Full Year Forecast
<b>R thousands</b>	<b>Audited Outcome</b>	<b>Original Budget</b>	<b>Adjusted Budget</b>	<b>Monthly Actual</b>	<b>YearTD Actual</b>	<b>YearTD Budget</b>	<b>YTD Variance</b>	<b>YTD Variance %</b>	<b>Full Year Forecast</b>
<b>Financial Performance</b>									
Property rates	44 315	46 096	46 096	3 881	34 810	34 572	239	1%	46 096
Service charges	4 528	4 861	5 422	414	3 696	4 066	(371)	-9%	5 422
Investment revenue	13 672	16 732	13 732	506	7 642	10 299	(2 657)	-26%	13 732
Transfers and subsidies - Operational	179 345	179 187	179 712	43 064	178 100	134 784	43 316	32%	179 712
Other own revenue	21 558	15 641	17 097	2 168	11 730	12 823	(1 092)	-9%	17 097
<b>Total Revenue (excluding capital transfers and contributions)</b>	<b>263 417</b>	<b>262 517</b>	<b>262 058</b>	<b>50 033</b>	<b>235 978</b>	<b>196 544</b>	<b>39 434</b>	<b>20%</b>	<b>262 058</b>
Employee costs	88 621	104 388	103 692	9 094	75 136	77 769	(2 632)	-3%	103 692
Remuneration of Councillors	12 750	14 499	14 499	1 377	10 355	10 874	(519)	-5%	14 499
Depreciation and amortisation	52 810	54 038	55 038	3 593	39 517	41 278	(1 761)	-4%	55 038
Interest	2 799	1 240	486	(1 834)	43	365	(322)	-88%	486
Inventory consumed and bulk purchases	4 838	6 627	6 488	77	2 403	4 866	(2 463)	-51%	6 488
Transfers and subsidies	2 357	2 075	2 075	547	1 675	1 556	119	8%	2 075
Other expenditure	105 655	114 818	115 549	6 422	72 858	84 285	(11 427)	-14%	115 549
<b>Total Expenditure</b>	<b>269 831</b>	<b>297 684</b>	<b>297 826</b>	<b>19 275</b>	<b>201 988</b>	<b>220 993</b>	<b>(19 005)</b>	<b>-9%</b>	<b>297 826</b>
<b>Surplus/(Deficit)</b>	<b>(6 414)</b>	<b>(35 168)</b>	<b>(35 768)</b>	<b>30 758</b>	<b>33 990</b>	<b>(24 449)</b>	<b>58 440</b>	<b>-239%</b>	<b>(35 768)</b>
Transfers and subsidies - capital (monetary allocations)	32 185	38 868	39 401	3 156	23 133	29 551	(6 417)	-22%	39 401
Transfers and subsidies - capital (in-kind)	-	-	-	-	-	-	-	-	-
<b>Surplus/(Deficit) after capital transfers &amp; contributions</b>	<b>25 771</b>	<b>3 700</b>	<b>3 633</b>	<b>33 914</b>	<b>57 124</b>	<b>5 102</b>	<b>52 022</b>	<b>1020%</b>	<b>3 633</b>
Share of surplus/ (deficit) of associate	-	-	-	-	-	-	-	-	-
<b>Surplus/ (Deficit) for the year</b>	<b>25 771</b>	<b>3 700</b>	<b>3 633</b>	<b>33 914</b>	<b>57 124</b>	<b>5 102</b>	<b>52 022</b>	<b>1020%</b>	<b>3 633</b>
<b>Capital expenditure &amp; funds sources</b>									
<b>Capital expenditure</b>	<b>74 096</b>	<b>62 833</b>	<b>64 592</b>	<b>3 573</b>	<b>32 207</b>	<b>48 444</b>	<b>(16 237)</b>	<b>-34%</b>	<b>64 592</b>
Capital transfers recognised	54	33 798	34 331	3 294	20 666	25 748	(5 083)	-20%	34 331
Borrowing	-	-	-	-	-	-	-	-	-
Internally generated funds	18 635	29 034	30 261	278	11 541	22 695	(11 155)	-49%	30 261
<b>Total sources of capital funds</b>	<b>18 689</b>	<b>62 833</b>	<b>64 592</b>	<b>3 573</b>	<b>32 207</b>	<b>48 444</b>	<b>(16 237)</b>	<b>-34%</b>	<b>64 592</b>
<b>Financial position</b>									
Total current assets	200 927	160 934	199 942		266 934				199 942
Total non current assets	536 560	615 740	600 985		584 120				600 985
Total current liabilities	42 824	50 619	47 761		44 410				47 761
Total non current liabilities	26 285	23 347	26 285		26 975				26 285
Community wealth/Equity	723 249	702 708	726 882		761 147				726 882
<b>Cash flows</b>									
Net cash from (used) operating	576 176	56 420	56 655	(6 154)	313 764	42 491	(271 273)	-638%	280 911
Net cash from (used) investing	(78 070)	(72 258)	(73 145)	(6 088)	(37 356)	56 562	93 918	166%	75 416
Net cash from (used) financing	-	-	-	-	-	-	-	-	-
<b>Cash/cash equivalents at the month/year end</b>	<b>784 407</b>	<b>70 039</b>	<b>116 839</b>	<b>-</b>	<b>634 667</b>	<b>232 382</b>	<b>(402 285)</b>	<b>-173%</b>	<b>714 586</b>
<b>Debtors &amp; creditors analysis</b>									
	<b>0-30 Days</b>	<b>31-60 Days</b>	<b>61-90 Days</b>	<b>91-120 Days</b>	<b>121-150 Dys</b>	<b>151-180 Dys</b>	<b>181 Dys-1 Yr</b>	<b>Over 1Yr</b>	<b>Total</b>
<b>Debtors Age Analysis</b>									
Total By Income Source	-	-	-	-	-	-	-	-	-
<b>Creditors Age Analysis</b>									
Total Creditors	-	-	-	-	-	-	-	-	-

## KZN436 Dr Nkosazana Dlamini Zuma - Table C2 Monthly Budget Statement - Financial Performance (functional classification) - M09 March

Description	Ref	Budget Year 2025/26								
		2024/25	Original Budget	Adjusted Budget	Monthly Actual	YearTD Actual	YearTD Budget	YTD Variance	YTD Variance	Full Year Forecast
<b>Revenue - Functional</b>										
<b>Governance and administration</b>		245 418	248 445	246 671	49 013	224 386	185 003	39 383	21%	246 671
Executive and council		-	-	-	-	-	-	-	-	-
Finance and administration		245 418	248 445	246 671	49 013	224 386	185 003	39 383	21%	246 671
Internal audit		-	-	-	-	-	-	-	-	-
<b>Community and public safety</b>		6 512	6 753	7 378	574	5 521	5 534	(13)	0%	7 378
Community and social services		4 868	4 942	5 467	455	4 073	4 101	(27)	-1%	5 467
Sport and recreation		-	-	-	-	-	-	-	-	-
Public safety		1 644	1 811	1 911	119	1 448	1 433	15	1%	1 911
Housing		-	-	-	-	-	-	-	-	-
Health		-	-	-	-	-	-	-	-	-
<b>Economic and environmental services</b>		33 491	41 325	41 455	3 189	25 509	31 091	(5 583)	-18%	41 455
Planning and development		307	322	452	33	240	339	(99)	-29%	452
Road transport		33 184	41 003	41 003	3 156	25 268	30 752	(5 484)	-18%	41 003
Environmental protection		-	-	-	-	-	-	-	-	-
<b>Trading services</b>		10 181	4 861	5 955	414	3 696	4 466	(770)	-17%	5 955
Energy sources		4 786	-	-	-	-	-	-	-	-
Water management		-	-	-	-	-	-	-	-	-
Waste water management		-	-	-	-	-	-	-	-	-
Waste management		5 395	4 861	5 955	414	3 696	4 466	(770)	-17%	5 955
<b>Other</b>	4	-	-	-	-	-	-	-	-	-
<b>Total Revenue - Functional</b>	2	295 602	301 385	301 459	53 189	259 111	226 094	33 017	15%	301 459
<b>Expenditure - Functional</b>										
<b>Governance and administration</b>		160 102	180 396	178 084	11 299	123 128	131 187	(8 059)	-6%	178 084
Executive and council		28 962	31 746	31 955	2 658	22 108	23 966	(1 858)	-8%	31 955
Finance and administration		128 413	144 732	142 614	8 476	98 527	104 585	(6 057)	-6%	142 614
Internal audit		2 727	3 919	3 515	165	2 493	2 636	(143)	-5%	3 515
<b>Community and public safety</b>		38 498	43 298	45 152	2 929	27 848	33 864	(6 016)	-18%	45 152
Community and social services		19 959	22 053	22 976	1 509	16 184	17 232	(1 047)	-6%	22 976
Sport and recreation		173	-	-	14	141	-	141	-	-
Public safety		15 578	20 237	19 799	1 378	10 965	14 849	(3 884)	-26%	19 799
Housing		2 788	1 009	2 377	27	558	1 783	(1 225)	-69%	2 377
Health		-	-	-	-	-	-	-	-	-
<b>Economic and environmental services</b>		51 040	57 993	59 245	4 143	42 450	44 433	(1 983)	-4%	59 245
Planning and development		10 156	24 432	23 805	403	9 200	17 854	(8 654)	-48%	23 805
Road transport		40 884	33 560	35 440	3 741	33 250	26 580	6 671	25%	35 440
Environmental protection		-	-	-	-	-	-	-	-	-
<b>Trading services</b>		18 414	10 902	10 819	788	7 525	8 114	(589)	-7%	10 819
Energy sources		8 334	-	-	-	-	-	-	-	-
Water management		-	-	-	-	-	-	-	-	-
Waste water management		-	-	-	-	-	-	-	-	-
Waste management		10 079	10 902	10 819	788	7 525	8 114	(589)	-7%	10 819
<b>Other</b>		1 777	5 095	4 526	116	1 036	3 394	(2 358)	-69%	4 526
<b>Total Expenditure - Functional</b>	3	269 831	297 684	297 826	19 275	201 988	220 993	(19 005)	-9%	297 826
<b>Surplus/ (Deficit) for the year</b>		25 771	3 700	3 633	33 914	57 124	5 102	52 022	1020%	3 633

## KZN436 Dr Nkosazana Dlamini Zuma - Table C3 Monthly Budget Statement - Financial Performance (revenue and expenditure by municipal vote) - M09 March

Vote Description	Ref	2024/25	Budget Year 2025/26							
		Audited Outcome	Original Budget	Adjusted Budget	Monthly Actual	YearTD Actual	YearTD Budget	YTD Variance	YTD Variance %	Full Year Forecast
<b>R thousands</b>										
<b>Revenue by Vote</b>	1									
Vote 1 - EXECUTIVE AND COUNCIL		-	-	-	-	-	-	-	-	-
Vote 2 - BUDGET AND TREASURY		245 749	248 386	246 612	49 096	225 122	184 959	40 163	21,7%	246 612
Vote 3 - CORPORATE SERVICES		126	59	59	-	-	44	(44)	-100,0%	59
Vote 4 - COMMUNITY SERVICES		10 618	11 614	12 800	906	8 522	9 600	(1 078)	-11,2%	12 800
Vote 5 - PUBLIC WORKS AND BASIC SERVICES		38 803	41 003	41 536	3 156	25 268	31 152	(5 884)	-18,9%	41 536
Vote 6 - PLANNING AND DEVELOPMNT		306	322	452	32	199	339	(141)	-41,5%	452
Vote 7 - [NAME OF VOTE 7]		-	-	-	-	-	-	-	-	-
Vote 8 - [NAME OF VOTE 8]		-	-	-	-	-	-	-	-	-
Vote 9 - [NAME OF VOTE 9]		-	-	-	-	-	-	-	-	-
Vote 10 - [NAME OF VOTE 10]		-	-	-	-	-	-	-	-	-
Vote 11 - [NAME OF VOTE 11]		-	-	-	-	-	-	-	-	-
Vote 12 - [NAME OF VOTE 12]		-	-	-	-	-	-	-	-	-
Vote 13 - [NAME OF VOTE 13]		-	-	-	-	-	-	-	-	-
Vote 14 - [NAME OF VOTE 14]		-	-	-	-	-	-	-	-	-
Vote 15 - [NAME OF VOTE 15]		-	-	-	-	-	-	-	-	-
<b>Total Revenue by Vote</b>	2	<b>295 602</b>	<b>301 385</b>	<b>301 459</b>	<b>53 189</b>	<b>259 111</b>	<b>226 094</b>	<b>33 017</b>	<b>14,6%</b>	<b>301 459</b>
<b>Expenditure by Vote</b>	1									
Vote 1 - EXECUTIVE AND COUNCIL		31 690	35 665	35 470	2 823	24 601	26 602	(2 002)	-7,5%	35 470
Vote 2 - BUDGET AND TREASURY		87 966	94 656	92 738	7 018	66 265	67 177	(912)	-1,4%	92 738
Vote 3 - CORPORATE SERVICES		40 446	49 575	49 876	1 458	32 263	37 407	(5 145)	-13,8%	49 876
Vote 4 - COMMUNITY SERVICES		35 710	42 290	42 775	2 902	27 290	32 081	(4 791)	-14,9%	42 775
Vote 5 - PUBLIC WORKS AND BASIC SERVICES		63 661	56 463	59 218	4 622	46 529	44 413	2 116	4,8%	59 218
Vote 6 - PLANNING AND DEVELOPMNT		10 358	19 035	17 748	452	5 040	13 311	(8 271)	-62,1%	17 748
Vote 7 - [NAME OF VOTE 7]		-	-	-	-	-	-	-	-	-
Vote 8 - [NAME OF VOTE 8]		-	-	-	-	-	-	-	-	-
Vote 9 - [NAME OF VOTE 9]		-	-	-	-	-	-	-	-	-
Vote 10 - [NAME OF VOTE 10]		-	-	-	-	-	-	-	-	-
Vote 11 - [NAME OF VOTE 11]		-	-	-	-	-	-	-	-	-
Vote 12 - [NAME OF VOTE 12]		-	-	-	-	-	-	-	-	-
Vote 13 - [NAME OF VOTE 13]		-	-	-	-	-	-	-	-	-
Vote 14 - [NAME OF VOTE 14]		-	-	-	-	-	-	-	-	-
Vote 15 - [NAME OF VOTE 15]		-	-	-	-	-	-	-	-	-
<b>Total Expenditure by Vote</b>	2	<b>269 831</b>	<b>297 684</b>	<b>297 826</b>	<b>19 275</b>	<b>201 988</b>	<b>220 993</b>	<b>(19 005)</b>	<b>-8,6%</b>	<b>297 826</b>
<b>Surplus/ (Deficit) for the year</b>	2	<b>25 771</b>	<b>3 700</b>	<b>3 633</b>	<b>33 914</b>	<b>57 124</b>	<b>5 102</b>	<b>52 022</b>	<b>1019,7%</b>	<b>3 633</b>

## KZN436 Dr Nkosazana Dlamini Zuma - Table C4 Monthly Budget Statement - Financial Performance (revenue and expenditure) - M09 March

Description	Ref	Budget Year 2025/26								
		2024/25 Audited Outcome	Original Budget	Adjusted Budget	Monthly Actual	YearTD Actual	YearTD Budget	YTD Variance	YTD Variance	Full Year Forecast
<b>Revenue</b>										
<b>Exchange Revenue</b>									%	
Service charges - Electricity		-	-	-	-	-	-	-		-
Service charges - Water		-	-	-	-	-	-	-		-
Service charges - Waste Water Management		-	-	-	-	-	-	-		-
Service charges - Waste management		4 528	4 861	5 422	414	3 696	4 066	(371)	-9%	5 422
Sale of Goods and Rendering of Services		5 294	647	737	47	361	552	(191)	-35%	737
Agency services		605	751	751	-	415	563	(148)	-26%	751
Interest		-	-	-	-	-	-	-		-
Interest earned from Receivables		-	-	-	-	-	-	-		-
Interest earned from Current and Non Current Assets		13 672	16 732	13 732	506	7 642	10 299	(2 657)	-26%	13 732
Dividends		-	-	-	-	-	-	-		-
Rent on Land		-	-	-	-	-	-	-		-
Rental from Fixed Assets		1 885	2 153	2 153	118	1 049	1 615	(566)	-35%	2 153
Licence and permits		691	445	595	53	453	446	7	2%	595
Special rating levies		-	-	-	-	-	-	-		-
Operational Revenue		185	825	825	2	521	619	(98)	-16%	825
<b>Non-Exchange Revenue</b>										
Property rates		44 315	46 096	46 096	3 881	34 810	34 572	239	1%	46 096
Surcharges and Taxes		-	-	-	-	-	-	-		-
Fines, penalties and forfeits		911	2 602	2 702	94	1 583	2 027	(444)	-22%	2 702
Licence and permits		-	20	-	-	-	-	-		-
Transfer and subsidies - Operational		179 345	179 187	179 712	43 064	178 100	134 784	43 316	32%	179 712
Interest		9 066	8 198	8 198	719	6 212	6 149	64	1%	8 198
Fuel Levy		-	-	-	-	-	-	-		-
Operational Revenue		-	-	-	-	-	-	-		-
Gains on disposal of Assets		543	-	1 136	1 136	1 136	852	284	33%	1 136
Other Gains		2 378	-	-	-	-	-	-		-
Discontinued Operations		-	-	-	-	-	-	-		-
<b>Total Revenue (excluding capital transfers and contributions)</b>		<b>263 417</b>	<b>262 517</b>	<b>262 058</b>	<b>50 033</b>	<b>235 978</b>	<b>196 544</b>	<b>-</b>		<b>262 058</b>
<b>Expenditure By Type</b>										
Employee related costs		88 621	104 388	103 692	9 094	75 136	77 769	(2 632)	-3%	103 692
Remuneration of councillors		12 750	14 499	14 499	1 377	10 355	10 874	(519)	-5%	14 499
Bulk purchases - electricity		-	-	-	-	-	-	-		-
Inventory consumed		4 838	6 627	6 488	77	2 403	4 866	(2 463)	-51%	6 488
Debt impairment		(150)	4 746	3 746	1 136	-	2 809	(2 809)	-100%	3 746
Depreciation and amortisation		52 810	54 038	55 038	3 593	39 517	41 278	(1 761)	-4%	55 038
Interest		2 799	1 240	486	(1 834)	43	365	(322)	-88%	486
Contracted services		55 200	59 858	60 008	1 963	40 655	45 006	(4 351)	-10%	60 008
Transfers and subsidies		2 357	2 075	2 075	547	1 675	1 556	119	8%	2 075
Irrecoverable debts written off		2 566	3 900	1 200	-	600	900	(300)	-33%	1 200
Operational costs		48 039	46 314	50 594	3 323	31 604	35 570	(3 966)	-11%	50 594
Losses on Disposal of Assets		-	-	-	-	-	-	-		-
Other Losses		-	-	-	-	-	-	-		-
<b>Total Expenditure</b>		<b>269 831</b>	<b>297 684</b>	<b>297 826</b>	<b>19 275</b>	<b>201 988</b>	<b>220 993</b>	<b>(19 005)</b>	<b>-9%</b>	<b>297 826</b>
<b>Surplus/(Deficit)</b>		<b>(6 414)</b>	<b>(35 168)</b>	<b>(35 768)</b>	<b>30 758</b>	<b>33 990</b>	<b>(24 449)</b>	<b>19 005</b>	<b>(0)</b>	<b>(35 768)</b>
Transfers and subsidies - capital (monetary allocations)		32 185	38 868	39 401	3 156	23 133	29 551	(6 417)	(0)	39 401
Transfers and subsidies - capital (in-kind)		-	-	-	-	-	-	-		-
<b>Surplus/(Deficit) after capital transfers &amp; contributions</b>		<b>25 771</b>	<b>3 700</b>	<b>3 633</b>	<b>33 914</b>	<b>57 124</b>	<b>5 102</b>			<b>3 633</b>
Income Tax		-	-	-	-	-	-	-		-
<b>Surplus/(Deficit) after income tax</b>		<b>25 771</b>	<b>3 700</b>	<b>3 633</b>	<b>33 914</b>	<b>57 124</b>	<b>5 102</b>			<b>3 633</b>
Share of Surplus/Deficit attributable to Joint Venture		-	-	-	-	-	-	-		-
Share of Surplus/Deficit attributable to Minorities		-	-	-	-	-	-	-		-
<b>Surplus/(Deficit) attributable to municipality</b>		<b>25 771</b>	<b>3 700</b>	<b>3 633</b>	<b>33 914</b>	<b>57 124</b>	<b>5 102</b>			<b>3 633</b>
Share of Surplus/Deficit attributable to Associate		-	-	-	-	-	-	-		-
Intercompany/Parent subsidiary transactions		-	-	-	-	-	-	-		-
<b>Surplus/ (Deficit) for the year</b>		<b>25 771</b>	<b>3 700</b>	<b>3 633</b>	<b>33 914</b>	<b>57 124</b>	<b>5 102</b>			<b>3 633</b>

## KZN436 Dr Nkosazana Dlamini Zuma - Table C5 Monthly Budget Statement - Capital Expenditure (municipal vote, functional classification and funding) - M09 March

Vote Description	Ref	Budget Year 2025/26								
		2024/25 Audited Outcome	Original Budget	Adjusted Budget	Monthly Actual	YearTD Actual	YearTD Budget	YTD Variance	YTD Variance %	Full Year Forecast
<b>R thousands</b>	1									
<b>Multi-Year expenditure appropriation</b>	2									
Vote 1 - EXECUTIVE AND COUNCIL		-	-	-	-	-	-	-	-	-
Vote 2 - BUDGET AND TREASURY		-	100	250	-	-	187	(187)	-100%	250
Vote 3 - CORPORATE SERVICES		-	120	120	-	-	90	(90)	-100%	120
Vote 4 - COMMUNITY SERVICES		2 406	3 360	1 780	-	44	1 335	(1 291)	-97%	1 780
Vote 5 - PUBLIC WORKS AND BASIC SERVICES		166	41 151	42 469	3 915	23 535	31 852	(8 317)	-26%	42 469
Vote 6 - PLANNING AND DEVELOPMNT		-	-	-	-	-	-	-	-	-
Vote 7 - [NAME OF VOTE 7]		-	-	-	-	-	-	-	-	-
Vote 8 - [NAME OF VOTE 8]		-	-	-	-	-	-	-	-	-
Vote 9 - [NAME OF VOTE 9]		-	-	-	-	-	-	-	-	-
Vote 10 - [NAME OF VOTE 10]		-	-	-	-	-	-	-	-	-
Vote 11 - [NAME OF VOTE 11]		-	-	-	-	-	-	-	-	-
Vote 12 - [NAME OF VOTE 12]		-	-	-	-	-	-	-	-	-
Vote 13 - [NAME OF VOTE 13]		-	-	-	-	-	-	-	-	-
Vote 14 - [NAME OF VOTE 14]		-	-	-	-	-	-	-	-	-
Vote 15 - [NAME OF VOTE 15]		-	-	-	-	-	-	-	-	-
<b>Total Capital Multi-year expenditure</b>	4,7	<b>2 571</b>	<b>44 731</b>	<b>44 619</b>	<b>3 915</b>	<b>23 578</b>	<b>33 464</b>	<b>(9 886)</b>	<b>-30%</b>	<b>44 619</b>
<b>Single Year expenditure appropriation</b>	2									
Vote 1 - EXECUTIVE AND COUNCIL		114	231	322	-	149	241	(92)	-38%	322
Vote 2 - BUDGET AND TREASURY		57 411	1 721	2 755	-	1 489	2 066	(578)	-28%	2 755
Vote 3 - CORPORATE SERVICES		2 261	2 562	2 321	25	1 936	1 741	195	11%	2 321
Vote 4 - COMMUNITY SERVICES		6 205	6 798	7 028	-	1 306	5 271	(3 965)	-75%	7 028
Vote 5 - PUBLIC WORKS AND BASIC SERVICES		4 900	6 384	7 041	(368)	3 602	5 281	(1 679)	-32%	7 041
Vote 6 - PLANNING AND DEVELOPMNT		634	405	505	-	146	379	(233)	-62%	505
Vote 7 - [NAME OF VOTE 7]		-	-	-	-	-	-	-	-	-
Vote 8 - [NAME OF VOTE 8]		-	-	-	-	-	-	-	-	-
Vote 9 - [NAME OF VOTE 9]		-	-	-	-	-	-	-	-	-
Vote 10 - [NAME OF VOTE 10]		-	-	-	-	-	-	-	-	-
Vote 11 - [NAME OF VOTE 11]		-	-	-	-	-	-	-	-	-
Vote 12 - [NAME OF VOTE 12]		-	-	-	-	-	-	-	-	-
Vote 13 - [NAME OF VOTE 13]		-	-	-	-	-	-	-	-	-
Vote 14 - [NAME OF VOTE 14]		-	-	-	-	-	-	-	-	-
Vote 15 - [NAME OF VOTE 15]		-	-	-	-	-	-	-	-	-
<b>Total Capital single-year expenditure</b>	4	<b>71 525</b>	<b>18 102</b>	<b>19 973</b>	<b>(342)</b>	<b>8 628</b>	<b>14 980</b>	<b>(6 351)</b>	<b>-42%</b>	<b>19 973</b>
<b>Total Capital Expenditure</b>	3	<b>74 096</b>	<b>62 833</b>	<b>64 592</b>	<b>3 573</b>	<b>32 207</b>	<b>48 444</b>	<b>(16 237)</b>	<b>-34%</b>	<b>64 592</b>
<b>Capital Expenditure - Functional Classification</b>										
<b>Governance and administration</b>		<b>60 586</b>	<b>4 734</b>	<b>5 768</b>	<b>25</b>	<b>3 574</b>	<b>4 326</b>	<b>(752)</b>	<b>-17%</b>	<b>5 768</b>
Executive and council		114	231	322	-	149	241	(92)	-38%	322
Finance and administration		60 471	4 503	5 446	25	3 425	4 085	(660)	-16%	5 446
Internal audit		-	-	-	-	-	-	-	-	-
<b>Community and public safety</b>		<b>8 623</b>	<b>10 495</b>	<b>9 024</b>	<b>-</b>	<b>1 566</b>	<b>6 768</b>	<b>(5 202)</b>	<b>-77%</b>	<b>9 024</b>
Community and social services		5 876	4 717	3 396	-	473	2 547	(2 074)	-81%	3 396
Sport and recreation		-	-	-	-	-	-	-	-	-
Public safety		2 747	5 778	5 628	-	1 093	4 221	(3 128)	-74%	5 628
Housing		-	-	-	-	-	-	-	-	-
Health		-	-	-	-	-	-	-	-	-
<b>Economic and environmental services</b>		<b>4 792</b>	<b>42 403</b>	<b>43 772</b>	<b>2 858</b>	<b>24 306</b>	<b>32 829</b>	<b>(8 523)</b>	<b>-26%</b>	<b>43 772</b>
Planning and development		1 167	34 363	34 787	2 753	21 715	26 090	(4 375)	-17%	34 787
Road transport		3 625	8 040	8 985	105	2 591	6 739	(4 148)	-62%	8 985
Environmental protection		-	-	-	-	-	-	-	-	-
<b>Trading services</b>		<b>96</b>	<b>900</b>	<b>1 561</b>	<b>574</b>	<b>574</b>	<b>1 170</b>	<b>(597)</b>	<b>-51%</b>	<b>1 561</b>
Energy sources		-	-	133	-	-	100	(100)	-100%	133
Water management		-	-	-	-	-	-	-	-	-
Waste water management		-	800	644	-	-	483	(483)	-100%	644
Waste management		96	100	784	574	574	588	(14)	-2%	784
<b>Other</b>		<b>-</b>	<b>4 300</b>	<b>4 467</b>	<b>115</b>	<b>2 187</b>	<b>3 350</b>	<b>(1 163)</b>	<b>-35%</b>	<b>4 467</b>
<b>Total Capital Expenditure - Functional Classification</b>	3	<b>74 096</b>	<b>62 833</b>	<b>64 592</b>	<b>3 573</b>	<b>32 207</b>	<b>48 444</b>	<b>(16 237)</b>	<b>-34%</b>	<b>64 592</b>
<b>Funded by:</b>										
National Government		54	33 798	33 798	2 894	20 266	25 349	(5 083)	-20%	33 798
Provincial Government		-	-	533	400	400	400	0	0%	533
District Municipality		-	-	-	-	-	-	-	-	-
Transfers and subsidies - capital (monetary allocations) (Nat / Prov Departm Agencies, Households, Non-profit Institutions, Private Enterprises, Public Corporatons, Higher Educ Institutions)		-	-	-	-	-	-	-	-	-
<b>Transfers recognised - capital</b>		<b>54</b>	<b>33 798</b>	<b>34 331</b>	<b>3 294</b>	<b>20 666</b>	<b>25 748</b>	<b>(5 083)</b>	<b>-20%</b>	<b>34 331</b>
<b>Borrowing</b>	6	<b>-</b>	<b>-</b>	<b>-</b>	<b>-</b>	<b>-</b>	<b>-</b>	<b>-</b>	<b>-</b>	<b>-</b>
<b>Internally generated funds</b>		<b>18 635</b>	<b>29 034</b>	<b>30 261</b>	<b>278</b>	<b>11 541</b>	<b>22 695</b>	<b>(11 155)</b>	<b>-49%</b>	<b>30 261</b>
<b>Total Capital Funding</b>	7	<b>18 689</b>	<b>62 833</b>	<b>64 592</b>	<b>3 573</b>	<b>32 207</b>	<b>48 444</b>	<b>(16 237)</b>	<b>-34%</b>	<b>64 592</b>

## KZN436 Dr Nkosazana Dlamini Zuma - Table C6 Monthly Budget Statement - Financial Position - M09 March

Description	Ref	2024/25	Budget Year 2025/26			
		Audited Outcome	Original Budget	Adjusted Budget	YearTD Actual	Full Year Forecast
<b>R thousands</b>						
<b>ASSETS</b>	1					
<b>Current assets</b>						
Cash and cash equivalents		133 328	70 039	116 839	186 023	116 839
Trade and other receivables from exchange transactions		5 550	6 146	7 595	6 041	7 595
Receivables from non-exchange transactions		57 715	78 941	70 926	71 950	70 926
Current portion of non-current receivables		-	-	-	-	-
Inventory		-	586	250	-	250
VAT		3 580	4 489	3 580	2 167	3 580
Other current assets		753	732	753	753	753
<b>Total current assets</b>		<b>200 927</b>	<b>160 934</b>	<b>199 942</b>	<b>266 934</b>	<b>199 942</b>
<b>Non current assets</b>						
Investments		-	-	-	-	-
Investment property		30 780	30 302	30 780	30 780	30 780
Property, plant and equipment		505 034	584 478	568 971	552 799	568 971
Biological assets		-	-	-	-	-
Living and non-living resources		-	-	-	-	-
Heritage assets		-	-	-	-	-
Intangible assets		746	961	1 235	541	1 235
Trade and other receivables from exchange transactions		-	-	-	-	-
Non-current receivables from non-exchange transactions		-	-	-	-	-
Other non-current assets		-	-	-	-	-
<b>Total non current assets</b>		<b>536 560</b>	<b>615 740</b>	<b>600 985</b>	<b>584 120</b>	<b>600 985</b>
<b>TOTAL ASSETS</b>		<b>737 486</b>	<b>776 674</b>	<b>800 928</b>	<b>851 054</b>	<b>800 928</b>
<b>LIABILITIES</b>						
<b>Current liabilities</b>						
Bank overdraft		-	-	-	-	-
Financial liabilities		120	264	120	1 041	120
Consumer deposits		(9)	-	(9)	(2)	(9)
Trade and other payables from exchange transactions		36 187	37 745	35 246	18 254	35 246
Trade and other payables from non-exchange transactions		533	157	(0)	17 805	(0)
Provision		10 038	12 041	13 798	11 191	13 798
VAT		(4 045)	412	(1 394)	(3 879)	(1 394)
Other current liabilities		-	-	-	-	-
<b>Total current liabilities</b>		<b>42 824</b>	<b>50 619</b>	<b>47 761</b>	<b>44 410</b>	<b>47 761</b>
<b>Non current liabilities</b>						
Financial liabilities		0	120	-	0	-
Provision		16 174	15 150	16 174	16 865	16 174
Long term portion of trade payables		-	-	-	-	-
Other non-current liabilities		10 111	8 076	10 111	10 111	10 111
<b>Total non current liabilities</b>		<b>26 285</b>	<b>23 347</b>	<b>26 285</b>	<b>26 975</b>	<b>26 285</b>
<b>TOTAL LIABILITIES</b>		<b>69 109</b>	<b>73 966</b>	<b>74 046</b>	<b>71 385</b>	<b>74 046</b>
<b>NET ASSETS</b>	2	<b>668 377</b>	<b>702 708</b>	<b>726 882</b>	<b>779 670</b>	<b>726 882</b>
<b>COMMUNITY WEALTH/EQUITY</b>						
Accumulated Surplus/(Deficit)		718 567	695 877	722 200	756 466	722 200
Reserves and funds		4 682	6 831	4 682	4 682	4 682
Other		-	-	-	-	-
<b>TOTAL COMMUNITY WEALTH/EQUITY</b>	2	<b>723 249</b>	<b>702 708</b>	<b>726 882</b>	<b>761 147</b>	<b>726 882</b>

## KZN436 Dr Nkosazana Dlamini Zuma - Table C7 Monthly Budget Statement - Cash Flow - M09 March

Description	Ref	Budget Year 2025/26								
		2024/25 Audited Outcome	Original Budget	Adjusted Budget	Monthly Actual	YearTD Actual	YearTD Budget	YTD Variance	YTD Variance	Full Year Forecast
<b>CASH FLOW FROM OPERATING ACTIVITIES</b>	1									%
<b>Receipts</b>										
Property rates		384 160	35 494	37 798	-	267 417	28 349	239 068	843%	37 798
Service charges		2 539	4 304	4 752	-	1 993	3 564	(1 571)	-44%	4 752
Other revenue		1 712	30 535	31 399	-	1 444	23 549	(22 105)	-94%	31 399
Transfers and Subsidies - Operational		248 127	179 187	179 712	-	73 796	134 784	(60 988)	-45%	179 712
Transfers and Subsidies - Capital		18 440	38 868	38 868	-	28 000	29 151	(1 151)	-4%	38 868
Interest		404	16 732	13 732	-	205	10 299	(10 094)	-98%	13 732
Dividends		-	-	-	-	-	-	-		-
<b>Payments</b>										
Suppliers and employees		(79 206)	(245 385)	(244 705)	(6 154)	(59 091)	(183 529)	(124 438)	68%	(20 449)
Interest		-	(1 240)	(2 826)	-	-	(2 120)	(2 120)	100%	(2 826)
Transfers and Subsidies		-	(2 075)	(2 075)	-	-	(1 556)	(1 556)	100%	(2 075)
<b>NET CASH FROM/(USED) OPERATING ACTIVITIES</b>		<b>576 176</b>	<b>56 420</b>	<b>56 655</b>	<b>(6 154)</b>	<b>313 764</b>	<b>42 491</b>	<b>(271 273)</b>	<b>-638%</b>	<b>280 911</b>
<b>CASH FLOWS FROM INVESTING ACTIVITIES</b>										
<b>Receipts</b>										
Proceeds on disposal of PPE		-	-	1 136	-	-	852	(852)	-100%	1 136
Decrease (increase) in non-current receivables		-	-	-	-	-	-	-		-
Decrease (increase) in non-current investments		-	-	-	-	-	-	-		-
<b>Payments</b>										
Capital assets		(78 070)	(72 258)	(74 280)	(6 088)	(37 356)	55 710	93 066	167%	74 280
<b>NET CASH FROM/(USED) INVESTING ACTIVITIES</b>		<b>(78 070)</b>	<b>(72 258)</b>	<b>(73 145)</b>	<b>(6 088)</b>	<b>(37 356)</b>	<b>56 562</b>	<b>93 918</b>	<b>166%</b>	<b>75 416</b>
<b>CASH FLOWS FROM FINANCING ACTIVITIES</b>										
<b>Receipts</b>										
Short term loans		-	-	-	-	-	-	-		-
Borrowing long term/refinancing		-	-	-	-	-	-	-		-
Increase (decrease) in consumer deposits		-	-	-	-	-	-	-		-
<b>Payments</b>										
Repayment of borrowing		-	-	-	-	-	-	-		-
<b>NET CASH FROM/(USED) FINANCING ACTIVITIES</b>		<b>-</b>	<b>-</b>	<b>-</b>	<b>-</b>	<b>-</b>	<b>-</b>	<b>-</b>		<b>-</b>
<b>NET INCREASE/ (DECREASE) IN CASH HELD</b>		<b>498 107</b>	<b>(15 838)</b>	<b>(16 489)</b>	<b>(12 242)</b>	<b>276 408</b>	<b>99 054</b>			<b>356 328</b>
Cash/cash equivalents at beginning:		286 301	85 877	133 328		358 259	133 328			358 259
Cash/cash equivalents at month/year end:		784 407	70 039	116 839		634 667	232 382			714 586

## KZN436 Dr Nkosazana Dlamini Zuma - Supporting Table SC2 Monthly Budget Statement - performance indicators - M09 March

Description of financial indicator	Basis of calculation	Ref	2024/25	Budget Year 2025/26			
			Audited Outcome	Original Budget	Adjusted Budget	YearTD Actual	Full Year Forecast
<b>Borrowing Management</b>							
Capital Charges to Operating Expenditure	Interest & principal paid/Operating Expenditure		1,0%	18,6%	18,6%	19,6%	18,6%
Borrowed funding of 'own' capital expenditure	Borrowings/Capital expenditure excl. transfers and grants		0,0%	0,0%	0,0%	0,0%	0,0%
<b>Safety of Capital</b>							
Debt to Equity	Loans, Accounts Payable, Overdraft & Tax Provision/ Funds & Reserves		6,5%	6,6%	6,3%	6,2%	6,3%
Gearing	Long Term Borrowing/ Funds & Reserves		0,0%	1,8%	0,0%	0,0%	0,0%
<b>Liquidity</b>							
Current Ratio	Current assets/current liabilities	1	469,2%	317,9%	418,6%	601,1%	418,6%
Liquidity Ratio	Monetary Assets/Current Liabilities		311,3%	138,4%	244,6%	418,9%	244,6%
<b>Revenue Management</b>							
Annual Debtors Collection Rate (Payment Level %)	Last 12 Mths Receipts/ Last 12 Mths Billing						
Outstanding Debtors to Revenue	Total Outstanding Debtors to Annual Revenue		24,3%	32,7%	30,3%	33,4%	30,3%
Longstanding Debtors Recovered	Debtors > 12 Mths Recovered/Total Debtors > 12 Months Old		0,0%	0,0%	0,0%	0,0%	0,0%
<b>Other Indicators</b>							
Employee costs	Employee costs/Total Revenue - capital revenue		33,6%	39,8%	39,6%	31,8%	39,6%
Repairs & Maintenance	R&M/Total Revenue - capital revenue		5,1%	6,2%	6,5%	6,2%	6,5%
Interest & Depreciation	I&D/Total Revenue - capital revenue		21,1%	21,1%	21,2%	16,8%	21,2%
<b>IDP regulation financial viability indicators</b>							
i. Debt coverage	(Total Operating Revenue - Operating Grants)/Debt service payments due within financial year)						
ii. O/S Service Debtors to Revenue	Total outstanding service debtors/annual revenue received for services						
iii. Cost coverage	(Available cash + Investments)/monthly fixed operational expenditure						

## KZN436 Dr Nkosazana Dlamini Zuma - Supporting Table SC6 Monthly Budget Statement - transfers and grant receipts - M09 March

Description	Ref	2024/25	Budget Year 2025/26							
		Audited Outcome	Original Budget	Adjusted Budget	Monthly Actual	YearTD Actual	YearTD Budget	YTD Variance	YTD Variance %	Full Year Forecast
<b>R thousands</b>										
<b>RECEIPTS:</b>	1,2									
<b>Operating Transfers and Grants</b>										
<b>National Government:</b>		181 376	174 254	174 254	42 530	174 254	130 690	43 564	33,3%	174 254
Operational Revenue:General Revenue:Equitable Share		170 740	170 119	170 119	42 530	170 119	127 589	42 530	33,3%	170 119
Expanded Public Works Programme Integrated Grant for Municipalities [Schedule 5B]		3 232	2 135	2 135	-	2 135	1 601	534	33,3%	2 135
Local Government Financial Management Grant [Schedule 5B]		1 900	2 000	2 000	-	2 000	1 500	500	33,3%	2 000
Integrated National Electrification Programme Grant		5 504	-	-	-	-	-	-		-
<b>Provincial Government:</b>		4 873	4 933	5 458	497	5 384	4 093	1 290	31,5%	5 458
Specify (Add grant description)		4 873	-	-	-	-	-	-		-
Specify (Add grant description)		-	4 933	5 458	497	5 384	4 093	1 290	31,5%	5 458
<b>Total Operating Transfers and Grants</b>	5	186 249	179 187	179 712	43 027	179 638	134 784	44 854	33,3%	179 712
<b>Capital Transfers and Grants</b>										
<b>National Government:</b>		31 318	38 868	38 868	10 868	38 868	29 151	9 717	33,3%	38 868
Integrated National Electrification Programme (Municipal Grant) [Schedule 5B]		-	-	-	-	-	-	-		-
Municipal Infrastructure Grant [Schedule 5B]		31 318	38 868	38 868	10 868	38 868	29 151	9 717	33,3%	38 868
<b>Total Capital Transfers and Grants</b>	5	31 318	38 868	38 868	10 868	38 868	29 151	9 717	33,3%	38 868
<b>TOTAL RECEIPTS OF TRANSFERS &amp; GRANTS</b>	5	217 567	218 055	218 580	53 895	218 506	163 935	54 571	33,3%	218 580

## KZN436 Dr Nkosazana Dlamini Zuma - Supporting Table SC7(1) Monthly Budget Statement - transfers and grant expenditure - M09 March

Description	Ref	2024/25	Budget Year 2025/26							
		Audited Outcome	Original Budget	Adjusted Budget	Monthly Actual	YearTD Actual	YearTD Budget	YTD Variance	YTD Variance %	Full Year Forecast
<b>R thousands</b>										
<b>EXPENDITURE</b>										
<b>Operating expenditure of Transfers and Grants</b>										
<b>National Government:</b>		(161 504)	(174 254)	(174 254)	(42 451)	(166 211)	(130 690)	(35 521)	27,2%	(174 254)
Operational Revenue:General Revenue:Equitable Share		(170 740)	(170 119)	(170 119)	(42 530)	(170 119)	(127 589)	(42 530)	33,3%	(170 119)
Expanded Public Works Programme Integrated Grant for Municipalities [Schedule 5B]		1 832	(2 135)	(2 135)	-	2 135	(1 601)	3 736	-233,3%	(2 135)
Local Government Financial Management Grant [Schedule 5B]		1 900	(2 000)	(2 000)	79	1 773	(1 500)	3 273	-218,2%	(2 000)
Integrated National Electrification Programme Grant		5 504	-	-	-	-	-	-	-	-
<b>Provincial Government:</b>		4 873	(4 933)	(5 458)	455	4 073	(4 093)	8 167	-199,5%	(5 458)
Specify (Add grant description)		1 797	(1 719)	(2 244)	106	1 301	(1 683)	2 984	-177,3%	(2 244)
Specify (Add grant description)		3 076	(3 214)	(3 214)	349	2 772	(2 410)	5 183	-215,0%	(3 214)
<b>Total operating expenditure of Transfers and Grants:</b>		<b>(156 631)</b>	<b>(179 187)</b>	<b>(179 712)</b>	<b>(41 996)</b>	<b>(162 138)</b>	<b>(134 784)</b>	<b>(27 354)</b>	<b>20,3%</b>	<b>(179 712)</b>
<b>Capital expenditure of Transfers and Grants</b>										
<b>National Government:</b>		32 185	(38 868)	(39 268)	3 156	23 133	(29 451)	52 584	-178,5%	(39 268)
Municipal Infrastructure Grant [Schedule 5B]		32 185	(38 868)	(39 268)	3 156	23 133	(29 451)	52 584	-178,5%	(39 268)
<b>Provincial Government:</b>		-	-	(133)	-	-	(100)	100	-100,0%	(133)
Specify (Add grant description)		-	-	(133)	-	-	(100)	100	-100,0%	(133)
<b>Total capital expenditure of Transfers and Grants</b>		<b>32 185</b>	<b>(38 868)</b>	<b>(39 401)</b>	<b>3 156</b>	<b>23 133</b>	<b>(29 551)</b>	<b>52 684</b>	<b>-178,3%</b>	<b>(39 401)</b>
<b>TOTAL EXPENDITURE OF TRANSFERS AND GRANTS</b>		<b>(124 446)</b>	<b>(218 055)</b>	<b>(219 113)</b>	<b>(38 840)</b>	<b>(139 005)</b>	<b>(164 335)</b>	<b>25 330</b>	<b>-15,4%</b>	<b>(219 113)</b>

## KZN436 Dr Nkosazana Dlamini Zuma - Supporting Table SC8 Monthly Budget Statement - councillor and staff benefits - M09 March

Summary of Employee and Councillor remuneration	Ref	Budget Year 2025/26								
		2024/25 Audited Outcome	Original Budget	Adjusted Budget	Monthly Actual	YearTD Actual	YearTD Budget	YTD Variance	YTD Variance %	Full Year Forecast
R thousands		A	B	C						D
<b>Councillors (Political Office Bearers plus Other)</b>	1									
Basic Salaries and Wages		9 432	10 861	10 861	1 095	7 827	8 146	(319)	-4%	10 861
Pension and UIF Contributions		1 198	1 265	1 265	106	959	949	10	1%	1 265
Motor Vehicle Allowance		795	949	949	66	596	712	(115)	-16%	949
Cellphone Allowance		1 326	1 424	1 424	110	973	1 068	(95)	-9%	1 424
<b>Sub Total - Councillors</b>		<b>12 750</b>	<b>14 499</b>	<b>14 499</b>	<b>1 377</b>	<b>10 355</b>	<b>10 874</b>	<b>(519)</b>	<b>-5%</b>	<b>14 499</b>
<b>% increase</b>	4		<b>13,7%</b>	<b>13,7%</b>						<b>13,7%</b>
<b>Senior Managers of the Municipality</b>	3									
Basic Salaries and Wages		5 438	5 909	5 909	608	7 990	4 432	3 558	80%	5 909
Pension and UIF Contributions		265	204	204	24	212	153	59	39%	204
Medical Aid Contributions		43	95	95	3	23	72	(48)	-68%	95
Performance Bonus		54	581	581	-	58	435	(377)	-87%	581
Motor Vehicle Allowance		557	617	617	46	418	463	(45)	-10%	617
Housing Allowances		-	-	-	2	17	-	17	-	-
Other benefits and allowances		62	106	106	6	50	80	(29)	-37%	106
<b>Sub Total - Senior Managers of Municipality</b>		<b>6 418</b>	<b>7 512</b>	<b>7 512</b>	<b>689</b>	<b>8 768</b>	<b>5 634</b>	<b>3 134</b>	<b>56%</b>	<b>7 512</b>
<b>% increase</b>	4		<b>17,0%</b>	<b>17,0%</b>						<b>17,0%</b>
<b>Other Municipal Staff</b>										
Basic Salaries and Wages		57 728	67 296	65 297	4 871	44 633	48 973	(4 340)	-9%	65 297
Pension and UIF Contributions		9 668	11 864	11 864	847	7 526	8 898	(1 372)	-15%	11 864
Medical Aid Contributions		4 855	4 563	4 563	361	3 123	3 422	(299)	-9%	4 563
Overtime		3 134	4 919	4 919	213	2 364	3 689	(1 324)	-36%	4 919
Performance Bonus		1 705	1 965	1 965	-	1 679	1 474	205	14%	1 965
Housing Allowances		207	520	520	18	160	390	(230)	-59%	520
Other benefits and allowances		3 620	4 328	4 328	67	3 431	3 246	185	6%	4 328
Long service awards		79	421	419	136	1 231	315	916	291%	419
Post-retirement benefit obligations		1 207	1 000	2 304	1 892	2 221	1 728	493	29%	2 304
<b>Sub Total - Other Municipal Staff</b>		<b>82 202</b>	<b>96 876</b>	<b>96 179</b>	<b>8 405</b>	<b>66 369</b>	<b>72 134</b>	<b>(5 766)</b>	<b>-8%</b>	<b>96 179</b>
<b>% increase</b>	4		<b>17,9%</b>	<b>17,0%</b>						<b>17,0%</b>
<b>Total Parent Municipality</b>		<b>101 371</b>	<b>118 887</b>	<b>118 190</b>	<b>10 471</b>	<b>85 492</b>	<b>88 643</b>	<b>(3 151)</b>	<b>-4%</b>	<b>118 190</b>
<b>Unpaid salary, allowances &amp; benefits in arrears:</b>										
<b>TOTAL SALARY, ALLOWANCES &amp; BENEFITS</b>		<b>101 371</b>	<b>118 887</b>	<b>118 190</b>	<b>10 471</b>	<b>85 492</b>	<b>88 643</b>	<b>(3 151)</b>	<b>-4%</b>	<b>118 190</b>
<b>% increase</b>	4		<b>17,3%</b>	<b>16,6%</b>						<b>16,6%</b>
<b>TOTAL MANAGERS AND STAFF</b>		<b>88 621</b>	<b>104 388</b>	<b>103 692</b>	<b>9 094</b>	<b>75 136</b>	<b>77 769</b>	<b>(2 632)</b>	<b>-3%</b>	<b>103 692</b>

## KZN436 Dr Nkosazana Dlamini Zuma - Supporting Table SC9 Monthly Budget Statement - actuals and revised targets for cash receipts - M09 March

Description	Ref	Budget Year 2025/26												2025/26 Medium Term Revenue & Expenditure Framework		
		July Outcome	August Budget	September Budget	October Budget	November Budget	December Budget	January Budget	February Budget	March Budget	April Budget	May Budget	June Budget	Budget Year 2025/26	Budget Year +1 2026/27	Budget Year +2 2027/28
<b>R thousands</b>	1															
<b>Cash Receipts By Source</b>																
Property rates		–	3 150	3 150	3 150	3 150	3 150	3 150	3 150	3 150	3 150	3 150	6 300	37 798	37 091	38 018
Service charges - Waste Mangement		–	396	396	396	396	396	396	396	396	396	396	792	4 752	5 686	5 828
Rental of facilities and equipment		–	160	160	160	160	160	160	160	160	160	160	319	1 914	2 510	2 572
Interest earned - external investments		–	1 144	1 144	1 144	1 144	1 144	1 144	1 144	1 144	1 144	1 144	2 289	13 732	17 485	17 922
Fines, penalties and forfeits		–	87	87	87	87	87	87	87	87	87	87	174	1 041	1 088	1 115
Licences and permits		–	112	112	112	112	112	112	112	112	112	112	224	1 346	1 271	1 302
Agency services		–	–	–	–	–	–	–	–	–	–	–	–	–	–	–
Transfers and Subsidies - Operational		–	14 976	14 976	14 976	14 976	14 976	14 976	14 976	14 976	14 976	14 976	29 952	179 712	181 410	189 620
Other revenue		–	2 258	2 258	2 258	2 258	2 258	2 258	2 258	2 258	2 258	2 258	4 516	27 098	24 775	25 792
<b>Cash Receipts by Source</b>		–	<b>22 283</b>	<b>22 283</b>	<b>22 283</b>	<b>22 283</b>	<b>22 283</b>	<b>22 283</b>	<b>22 283</b>	<b>22 283</b>	<b>22 283</b>	<b>22 283</b>	<b>44 566</b>	<b>267 393</b>	<b>271 314</b>	<b>282 170</b>
<b>Other Cash Flows by Source</b>																
Transfers and subsidies - capital (monetary allocations) (National /		–	3 239	3 239	3 239	3 239	3 239	3 239	3 239	3 239	3 239	3 239	6 478	38 868	35 446	36 941
Proceeds on Disposal of Fixed and Intangible Assets		–	95	95	95	95	95	95	95	95	95	95	189	1 136	–	–
VAT Control (receipts)		2 099	2 099	2 099	2 099	2 099	2 099	2 099	2 099	2 099	2 099	2 099	2 099	25 187	22 872	23 841
Decrease (increase) in non-current receivables		–	–	–	–	–	–	–	–	–	–	–	–	–	–	–
Decrease (increase) in non-current investments		–	–	–	–	–	–	–	–	–	–	–	–	–	–	–
<b>Total Cash Receipts by Source</b>		<b>2 099</b>	<b>27 715</b>	<b>27 715</b>	<b>27 715</b>	<b>27 715</b>	<b>27 715</b>	<b>27 715</b>	<b>27 715</b>	<b>27 715</b>	<b>27 715</b>	<b>27 715</b>	<b>53 332</b>	<b>332 584</b>	<b>329 632</b>	<b>342 952</b>
<b>Cash Payments by Type</b>																
Employee related costs		865	14 089	14 089	14 089	14 089	14 089	14 089	14 089	14 089	14 089	14 089	27 312	169 065	172 727	177 072
Interest		–	236	236	236	236	236	236	236	236	236	236	471	2 826	1 296	1 328
Acquisitions - water & other inventory		–	646	646	646	646	646	646	646	646	646	646	1 291	7 749	7 959	8 155
Contracted services		5 258	5 755	5 755	5 755	5 755	5 755	5 755	5 755	5 755	5 755	5 755	6 252	69 057	74 258	78 531
<b>Cash Payments by Type</b>		<b>6 123</b>	<b>20 725</b>	<b>20 725</b>	<b>20 725</b>	<b>20 725</b>	<b>20 725</b>	<b>20 725</b>	<b>20 725</b>	<b>20 725</b>	<b>20 725</b>	<b>20 725</b>	<b>35 327</b>	<b>248 697</b>	<b>256 240</b>	<b>265 086</b>
<b>Other Cash Flows/Payments by Type</b>																
Other Cash Flows/Payments		–	(97)	(97)	(97)	(97)	(97)	(97)	(97)	(97)	(97)	(97)	(194)	(1 167)	1 231	1 262
<b>Total Cash Payments by Type</b>		<b>6 123</b>	<b>20 628</b>	<b>20 628</b>	<b>20 628</b>	<b>20 628</b>	<b>20 628</b>	<b>20 628</b>	<b>20 628</b>	<b>20 628</b>	<b>20 628</b>	<b>20 628</b>	<b>35 132</b>	<b>247 531</b>	<b>257 471</b>	<b>266 348</b>
<b>NET INCREASE/(DECREASE) IN CASH HELD</b>		<b>(4 024)</b>	<b>7 088</b>	<b>7 088</b>	<b>7 088</b>	<b>7 088</b>	<b>7 088</b>	<b>7 088</b>	<b>7 088</b>	<b>7 088</b>	<b>7 088</b>	<b>7 088</b>	<b>18 200</b>	<b>85 053</b>	<b>72 161</b>	<b>76 604</b>
Cash/cash equivalents at the month/year beginning:		–	(4 024)	3 064	10 152	17 239	24 327	31 415	38 503	45 590	52 678	59 766	66 854	–	85 053	157 214
Cash/cash equivalents at the month/year end:		(4 024)	3 064	10 152	17 239	24 327	31 415	38 503	45 590	52 678	59 766	66 854	85 053	85 053	157 214	233 818

## KZN436 Dr Nkosazana Dlamini Zuma - Supporting Table SC12 Monthly Budget Statement - capital expenditure trend - M09 March

Month	2024/25	Budget Year 2025/26							
	Audited Outcome	Original Budget	Adjusted Budget	Monthly Actual	YearTD Actual	YearTD Budget	YTD Variance	YTD Variance %	% spend of Original Budget
<b>R thousands</b>									
<b>Monthly expenditure performance trend</b>									
July	266	5 236	5 383	322	322	5 383	5 061	94,0%	1%
August	4 172	5 236	5 383	2 881	3 203	10 765	7 562	70,2%	5%
September	7 427	5 236	5 383	2 450	5 654	16 148	10 494	65,0%	9%
October	5 837	5 236	5 383	5 940	11 594	21 531	9 937	46,2%	18%
November	6 442	5 236	5 383	6 295	17 889	26 913	9 024	33,5%	28%
December	6 986	5 236	5 383	4 971	22 860	32 296	9 435	29,2%	36%
January	3 225	5 236	5 383	2 205	25 066	37 679	12 613	33,5%	40%
February	4 627	5 236	5 383	3 568	28 634	43 061	14 427	33,5%	46%
March	13 539	5 236	5 383	3 573	32 207	48 444	16 237	33,5%	51%
April	5 059	5 236	5 383	-	32 207	53 826	21 620	40,2%	51%
May	5 910	5 236	5 383	-	32 207	59 209	27 003	45,6%	51%
June	10 606	5 236	5 383	-	32 207	64 592	32 385	50,1%	51%
<b>Total Capital expenditure</b>	<b>74 096</b>	<b>62 833</b>	<b>64 592</b>	<b>32 207</b>					

## KZN436 Dr Nkosazana Dlamini Zuma - Supporting Table SC13a Monthly Budget Statement - capital expenditure on new assets by asset class - M09 March

Description	Ref	2024/25	Budget Year 2025/26							
		Audited Outcome	Original Budget	Adjusted Budget	Monthly Actual	YearTD Actual	YearTD Budget	YTD Variance	YTD Variance %	Full Year Forecast
<b>R thousands</b>	1									
<b>Capital expenditure on new assets by Asset Class/Sub-class</b>										
<b>Infrastructure</b>		–	7 640	7 136	679	1 366	5 352	(3 986)	-74,5%	7 136
Roads Infrastructure		–	7 640	6 852	505	1 192	5 139	(3 947)	-76,8%	6 852
Roads		–	5 925	6 500	505	941	4 875	(3 935)	-80,7%	6 500
Road Structures		–	1 215	252	–	252	189	63	33,3%	252
Road Furniture		–	500	100	–	–	75	(75)	-100,0%	100
Solid Waste Infrastructure		–	–	284	174	174	213	(39)	-18,3%	284
Landfill Sites		–	–	284	174	174	213	(39)	-18,3%	284
<b>Community Assets</b>		38	21 441	21 973	2 143	17 627	16 479	1 148	7,0%	21 973
Community Facilities		38	21 418	21 824	2 143	17 627	16 368	1 259	7,7%	21 824
Halls		–	11 418	10 909	1 507	11 206	8 182	3 024	37,0%	10 909
Centres		–	–	–	–	–	–	–	–	–
Crèches		–	4 403	5 260	488	4 202	3 945	256	6,5%	5 260
Testing Stations		–	400	–	–	–	–	–	–	–
Libraries		38	–	–	–	–	–	–	–	–
Public Open Space		–	300	467	115	115	350	(235)	-67,0%	467
Nature Reserves		–	–	–	–	–	–	–	–	–
Public Ablution Facilities		–	237	337	32	32	253	(221)	-87,2%	337
Markets		–	4 000	4 000	–	2 071	3 000	(929)	-31,0%	4 000
Taxi Ranks/Bus Terminals		–	560	600	–	–	450	(450)	-100,0%	600
Capital Spares		–	100	250	–	–	187	(187)	-100,0%	250
Sport and Recreation Facilities		–	22	149	–	–	111	(111)	-100,0%	149
Indoor Facilities		–	–	–	–	–	–	–	–	–
Outdoor Facilities		–	22	149	–	–	111	(111)	-100,0%	149
Capital Spares		–	–	–	–	–	–	–	–	–
<b>Other assets</b>		2 371	1 907	1 200	–	–	900	(900)	-100,0%	1 200
Operational Buildings		2 371	1 907	1 200	–	–	900	(900)	-100,0%	1 200
Municipal Offices		2 100	1 907	1 200	–	–	900	(900)	-100,0%	1 200
Capital Spares		271	–	–	–	–	–	–	–	–
<b>Intangible Assets</b>		1 626	1 105	1 104	108	540	828	(288)	-34,8%	1 104
Servitudes		–	–	–	–	–	–	–	–	–
Licences and Rights		1 626	1 105	1 104	108	540	828	(288)	-34,8%	1 104
Computer Software and Applications		1 529	945	975	108	540	731	(191)	-26,1%	975
Unspecified		98	160	129	–	–	97	(97)	-100,0%	129
<b>Computer Equipment</b>		1 806	1 332	1 412	–	371	1 059	(688)	-64,9%	1 412
Computer Equipment		1 806	1 332	1 412	–	371	1 059	(688)	-64,9%	1 412
<b>Furniture and Office Equipment</b>		1 430	2 642	2 092	–	1 846	1 569	277	17,7%	2 092
Furniture and Office Equipment		1 430	2 642	2 092	–	1 846	1 569	277	17,7%	2 092
<b>Machinery and Equipment</b>		1 045	2 818	3 334	–	728	2 501	(1 773)	-70,9%	3 334
Machinery and Equipment		1 045	2 818	3 334	–	728	2 501	(1 773)	-70,9%	3 334
<b>Transport Assets</b>		10 266	4 785	7 843	–	3 652	5 882	(2 230)	-37,9%	7 843
Transport Assets		10 266	4 785	7 843	–	3 652	5 882	(2 230)	-37,9%	7 843
<b>Total Capital Expenditure on new assets</b>	1	18 583	43 670	46 093	2 930	26 130	34 570	8 440	24,4%	46 093

**KZN436 Dr Nkosazana Dlamini Zuma - Supporting Table SC13b Monthly Budget Statement - capital expenditure on renewal of existing assets by asset class - M09**

Description	Ref	2024/25	Budget Year 2025/26							
		Audited Outcome	Original Budget	Adjusted Budget	Monthly Actual	YearTD Actual	YearTD Budget	YTD Variance	YTD Variance %	Full Year Forecast
R thousands	1									
<b>Capital expenditure on renewal of existing assets by Asset Class/Sub-class</b>										
<b>Infrastructure</b>		-	2 800	2 518	-	1 859	1 888	(30)	-1,6%	2 518
Roads Infrastructure		-	2 800	2 518	-	1 859	1 888	(30)	-1,6%	2 518
Roads		-	2 800	2 518	-	1 859	1 888	(30)	-1,6%	2 518
<b>Total Capital Expenditure on renewal of existing assets</b>	1	-	2 800	2 518	-	1 859	1 888	30	1,6%	2 518

## KZN436 Dr Nkosazana Dlamini Zuma - Supporting Table SC13c Monthly Budget Statement - expenditure on repairs and maintenance by asset class - M09

Description	Ref	2024/25	Budget Year 2025/26							
		Audited Outcome	Original Budget	Adjusted Budget	Monthly Actual	YearTD Actual	YearTD Budget	YTD Variance	YTD Variance %	Full Year Forecast
<b>R thousands</b>	1									
<b>Repairs and maintenance expenditure by Asset Class/Sub-class</b>										
<b>Infrastructure</b>		6 814	6 500	6 000	1 191	5 796	4 500	1 296	28,8%	6 000
Roads Infrastructure		6 814	6 500	6 000	1 191	5 796	4 500	1 296	28,8%	6 000
Road Structures		6 814	6 500	6 000	1 191	5 796	4 500	1 296	28,8%	6 000
<b>Community Assets</b>		781	4 650	4 100	-	3 711	3 075	636	20,7%	4 100
Community Facilities		781	4 650	4 100	-	3 711	3 075	636	20,7%	4 100
Halls		781	4 500	3 950	-	3 711	2 963	748	25,2%	3 950
Cemeteries/Crematoria		-	150	150	-	-	113	(113)	-100,0%	150
<b>Other assets</b>		1 057	1 900	2 273	-	1 403	1 705	(302)	-17,7%	2 273
Operational Buildings		1 057	1 900	2 273	-	1 403	1 705	(302)	-17,7%	2 273
Municipal Offices		1 057	1 900	2 273	-	1 403	1 705	(302)	-17,7%	2 273
<b>Computer Equipment</b>		16	66	66	-	-	50	(50)	-100,0%	66
Computer Equipment		16	66	66	-	-	50	(50)	-100,0%	66
<b>Machinery and Equipment</b>		213	644	474	39	147	355	(208)	-58,6%	474
Machinery and Equipment		213	644	474	39	147	355	(208)	-58,6%	474
<b>Transport Assets</b>		4 500	2 425	4 125	366	3 594	3 094	501	16,2%	4 125
Transport Assets		4 500	2 425	4 125	366	3 594	3 094	501	16,2%	4 125
<b>Total Repairs and Maintenance Expenditure</b>	1	13 380	16 185	17 038	1 596	14 651	12 778	(1 873)	-14,7%	17 038

## KZN436 Dr Nkosazana Dlamini Zuma - Supporting Table SC13d Monthly Budget Statement - depreciation by asset class - M09 March

Description	Ref	2024/25	Budget Year 2025/26							
		Audited Outcome	Original Budget	Adjusted Budget	Monthly Actual	YearTD Actual	YearTD Budget	YTD Variance	YTD Variance %	Full Year Forecast
<b>R thousands</b>	1									
<b>Depreciation by Asset Class/Sub-class</b>										
<b>Infrastructure</b>		27 041	26 816	27 035	2 933	21 026	20 276	750	3,7%	27 035
Roads Infrastructure		27 041	26 816	27 035	2 933	21 026	20 276	750	3,7%	27 035
Roads		27 041	26 816	27 035	2 933	21 026	20 276	750	3,7%	27 035
<b>Community Assets</b>		11 597	11 973	12 533	1 149	9 400	9 400	0	0,0%	12 533
Community Facilities		11 597	11 973	12 533	1 149	9 400	9 400	0	0,0%	12 533
Halls		11 597	11 973	12 533	1 149	9 400	9 400	0	0,0%	12 533
<b>Other assets</b>		2 212	2 355	2 460	(189)	1 430	1 845	(414)	-22,5%	2 460
Operational Buildings		2 212	2 355	2 460	(189)	1 430	1 845	(414)	-22,5%	2 460
Municipal Offices		2 212	2 355	2 460	(189)	1 430	1 845	(414)	-22,5%	2 460
<b>Intangible Assets</b>		1 736	1 345	1 227	(81)	745	920	(175)	-19,1%	1 227
Licences and Rights		1 736	1 345	1 227	(81)	745	920	(175)	-19,1%	1 227
Computer Software and Applications		1 736	1 345	1 227	(81)	745	920	(175)	-19,1%	1 227
<b>Computer Equipment</b>		831	1 333	1 315	96	845	987	(142)	-14,4%	1 315
Computer Equipment		831	1 333	1 315	96	845	987	(142)	-14,4%	1 315
<b>Furniture and Office Equipment</b>		1 617	1 892	1 463	30	864	1 098	(234)	-21,3%	1 463
Furniture and Office Equipment		1 617	1 892	1 463	30	864	1 098	(234)	-21,3%	1 463
<b>Machinery and Equipment</b>		1 751	2 061	2 610	(803)	524	1 957	(1 433)	-73,2%	2 610
Machinery and Equipment		1 751	2 061	2 610	(803)	524	1 957	(1 433)	-73,2%	2 610
<b>Transport Assets</b>		6 025	6 263	6 394	459	4 684	4 796	(112)	-2,3%	6 394
Transport Assets		6 025	6 263	6 394	459	4 684	4 796	(112)	-2,3%	6 394
<b>Total Depreciation</b>	1	52 810	54 038	55 038	3 593	39 517	41 278	1 761	4,3%	55 038

## KZN436 Dr Nkosazana Dlamini Zuma - Supporting Table SC13e Monthly Budget Statement - capital expenditure on upgrading of existing assets by asset class

Description	Ref	2024/25	Budget Year 2025/26							
		Audited Outcome	Original Budget	Adjusted Budget	Monthly Actual	YearTD Actual	YearTD Budget	YTD Variance	YTD Variance %	Full Year Forecast
<b>R thousands</b>	1									
<b>Capital expenditure on upgrading of existing assets by Asset Class/Sub-class</b>										
<b>Infrastructure</b>		(12)	9 193	9 441	549	3 787	7 081	(3 294)	-46,5%	9 441
Roads Infrastructure		(12)	9 193	9 441	549	3 787	7 081	(3 294)	-46,5%	9 441
Roads		(12)	9 193	9 441	549	3 787	7 081	(3 294)	-46,5%	9 441
<b>Community Assets</b>		55 525	5 917	5 847	177	387	4 386	(3 999)	-91,2%	5 847
Community Facilities		-	700	630	-	-	473	(473)	-100,0%	630
Cemeteries/Crematoria		-	500	400	-	-	300	(300)	-100,0%	400
Public Open Space		-	200	230	-	-	173	(173)	-100,0%	230
Sport and Recreation Facilities		55 525	5 217	5 217	177	387	3 913	(3 527)	-90,1%	5 217
Outdoor Facilities		55 525	5 217	5 217	177	387	3 913	(3 527)	-90,1%	5 217
<b>Other assets</b>		-	200	-	-	-	-	-	-	-
Operational Buildings		-	200	-	-	-	-	-	-	-
Municipal Offices		-	200	-	-	-	-	-	-	-
<b>Furniture and Office Equipment</b>		-	492	492	(83)	-	369	(369)	-100,0%	492
Furniture and Office Equipment		-	492	492	(83)	-	369	(369)	-100,0%	492
<b>Transport Assets</b>		-	560	200	-	44	150	(106)	-70,8%	200
Transport Assets		-	560	200	-	44	150	(106)	-70,8%	200
<b>Total Capital Expenditure on upgrading of existing assets</b>	1	55 513	16 362	15 980	643	4 218	11 985	7 768	64,8%	15 980



## Quality Certificate

I, S.J Sondezi Acting Municipal Manager of Dr Nkosazana Dlamini Zuma Local Municipality hereby certify that the Monthly and Quarterly preliminary reports on the implementation of budget and the financial state affairs of the municipality for the month of March 2026 and Third Quarter of 2025/2026 financial year have been prepared in accordance with the Municipal Finance Management Act and regulations made under this act.

Print Name: S.J Sondezi

Acting Municipal Manager of Dr Nkosazana Dlamini Zuma Municipality,  
KZN436

Signature: \_\_\_\_\_

Date: \_\_\_\_\_

13/04/2026



# BANK ACCOUNT WITHDRAWALS NOT IN TERMS OF AN APPROVED BUDGET

## Municipal Finance Management Act, section 11(4)

### Consolidated Quarterly Report for period 01/01/2026 to 31/03/2026



NAME OF MUNICIPALITY: DR Nkosazana Dlamini Zuma Municipality

Date	Payee	Amount in R'000	Description and Purpose	Authorised by (name)
1.	Section 11(b) - Expenditure authorised by the MEC for finance in terms of section 26 (4) when a municipality has failed to approve a budget by 30 June:	N/A		
2.	Section 11(c) - Unforeseeable and unavoidable expenditure authorised by the mayor in terms of section 29 (1):	N/A		
3.	Section 11(d) - Payments from a trust, charitable or relief fund without budget appropriation in terms of section 12(4):	N/A		
4.	Section 11(e) - Payments to a person or organ of state of money received by the municipality on behalf of that person or organ of state, including (i) money collected by the municipality on behalf of that person or organ of state by agreement; or (ii) any insurance or other payments received by the municipality for that person or organ of state:	N/A		
5.	Section 11(f) - Refund money incorrectly paid into a bank account:	N/A		
6.	Section 11(g) - Refund guarantees, sureties and security deposits:	N/A		
7.	Section 11(h) - Payments for cash management and investment purposes in accordance with section 13:			
11/03/2026	FNB	42 000,000.00	Transfer from FNB Primary Account to FNB Money Market Account	Mr. P. M Mlungwa & Mr. N. J. Wela
8.	Section 11(i) - To defray increased expenditure on a multi-year capital project in terms of section 31:	N/A		
9.	Section 11(j) - Payments for such other purposes as may be prescribed from time-to-time.	N/A		

DISTRIBUTION		Yes / No
1.	Did the Accounting Officer table in Council a consolidated report of all withdrawals within 30 days after the end of the quarter;	
2.	Date the consolidated report was tabled, and	
3.	Was the copy of the consolidated report of all withdrawals submitted to the Auditor General	Yes No


  
 CHIEF FINANCIAL OFFICER


  
 MUNICIPAL MANAGER

**Instructions for completing this report:**

The Accounting Officer must include information motivating the non-budgetted withdrawals, action taken to rectify the breach and identify how funding will be sourced through an Adjustments Budget. This motivation can be an additional report to council or incorporated into the table above by inserting additional space. This report must be tabled in Council within 30 days after the end of each quarter where a withdrawal occurs.

**Withdrawals that must be reported each quarter:**

**Distribution:**

1. Table this report in a full council meeting, including additional motivation on action taken to rectify, within 30 days after the end of each quarter (section 11(4)).
2. Submit a copy to the relevant National Treasury, Provincial Treasury and the Auditor-General.



BBST4065 003423  
 \*DR NKOSAZANA DLAMINI ZUMA LOCAL  
 MUNICIPALITY  
 P O BOX 62  
 CREIGHTON  
 3263  
 MTUNGWAP@NDZ.GOV.ZA

P O Box 219  
 Underberg 3257  
 Street Address Underberg  
 Main Street  
 Universal Branch Code 250655  
 fnb.co.za  
 Lost Cards 087-575-9406  
 Account Enquiries 087-736-2247  
 Fraud 087-575-9444  
 Relationship Manager Mlungiseleli Mnyani (031) 581 9765  
 (031) 581-9765

Customer VAT Registration Number Not Provided  
 Bank VAT Registration Number 4210102051

Public Sector Cheque Account : 62026224999

Tax Invoice/Statement Number : 4065  
 Statement Period : 10 March 2026 to 11 March 2026  
 Statement Date : 11 March 2026

Statement Balances		Bank Charges		Interest Rate	
Opening Balance	7,818,705.93 Cr	Service Fees	0.00	Credit Rate**	2.45%
Closing Balance	4,224,671.24 Cr	Cash Deposit Fees	0.00	Debit Rate (Non-NCA)	13.25%
# Inclusive of VAT @ 15.00%	0.00	Cash Handling Fees	0.00		
Total VAT (ZAR)	0.00	Other Fees	0.00		

Transactions in RAND (ZAR)

Date	Description	Amount	Balance	Accrued Bank Charges
11 Mar	Payment Cr Speedpoint67234468Fn	6 685.00Cr	7 825 390.93Cr	
11 Mar	Payment Cr Speedpoint67234790Fn	100.00Cr	7 825 490.93Cr	
11 Mar	FNB OB Pmt 57576	2 937 08Cr	7 828 428.01Cr	
11 Mar	FNB OB Pmt Russel Glyn Leahy Ft	17 142.37Cr	7 845 570 38Cr	
11 Mar	General Credit - Domestic Trea Equitable SharenuIn	2606804955166034	50 375 570 38Cr	
11 Mar	FNB App Payment From Ndzlm 246895	4 000.00Cr	50 379 570 38Cr	
11 Mar	FNB OB Trf FNB OB Trf 000023125 Business Money Marke	42 000 000.00	8 379 570 38Cr	
11 Mar	ATM Acc Payment Ndzlm 238295	1 400 00Cr	8 380 970 38Cr	
11 Mar	ATM Acc Payment Ndzlm 238295	400 00Cr	8 381 370 38Cr	
11 Mar	Payment To Mccarthy (Pty)	817 735.89	7 563 634 49Cr	
11 Mar	Payment To Mhlongo Transc	2 140 534.81	5 423 099 68Cr	
11 Mar	Payment To Octaglad Learn	1 995.00	5 421 104 68Cr	
11 Mar	Payment To Bailthaupi Exec	47 970.00	5 373 134 68Cr	
11 Mar	Payment To Real Travel	5 685.00	5 367 449 68Cr	
11 Mar	FNB OB Pmt 30060681 Stavcom Tr	1.25Cr	5 367 450 93Cr	
11 Mar	FNB OB Pmt FNB OB 000023126 Esk	Eskom Himeville Trav	5 872.22	5 361 578 71Cr
11 Mar	FNB OB Pmt FNB OB 000023127 Mat	Mathutha Trading	7 722.83	5 353 855 88Cr
11 Mar	FNB OB Pmt FNB OB 000023128 Maj	Majiki Constru	504 984.96	4 848 870 92Cr
11 Mar	Payment To Bailthaupi Exec	40 110.00	4 808 760 92Cr	
11 Mar	FNB OB Pmt 6013 Stavcom CC	4 891 40Cr	4 813 652 32Cr	
11 Mar	FNB OB Pmt 5517 Stavcom CC	175 90Cr	4 813 828 22Cr	
11 Mar	FNB OB Pmt 21566 Stavcom CC	1 082 55Cr	4 814 910 77Cr	
11 Mar	FNB OB Pmt 6116 Stavcom CC	1 566 75Cr	4 816 477 52Cr	
11 Mar	FNB OB Pmt Ndzlm 30058477	387 93Cr	4 816 865 45Cr	
11 Mar	FNB OB Pmt Ndzlm 30067963	3 600 61Cr	4 820 466 06Cr	

Branch Number	Account Number	Date	DDA DB/YW/AV/ZZ/ZZ/RK/BB/SO/WB/N	FN
887	62026224999	2026/03/11	PUBLIC SECTOR CHEQUE ACCOUNT	

20260311 10:22:06

Transactions in RAND (ZAR) : 62026224999

Date	Description	Amount	Balance	Accrued Bank Charges
11 Mar	FNB OB Pmt Ndzim 49878	9,448.55Cr	4,829,914.61Cr	
11 Mar	FNB OB Pmt Ndzim 69230	290.94Cr	4,830,205.55Cr	
11 Mar	FNB OB Pmt Ndzim 49926	1,440.83Cr	4,831,646.38Cr	
11 Mar	Payment To Crystal City F	3,000.00	4,828,646.38Cr	
11 Mar	Payment To Njaja	1,818.84	4,826,827.54Cr	
11 Mar	Payment To Siyakhanyisa L	1,500.00	4,825,327.54Cr	
11 Mar	Payment To Baithaupi Exec	3,395.00	4,821,932.54Cr	
11 Mar	FNB OB Pmt FNB OB 000023129 Mat	7,722.83	4,814,209.71Cr	
11 Mar	Payment To Mobile Telepho	77,613.18	4,736,596.53Cr	
11 Mar	Payment To Barcelona,	3,000.00	4,733,596.53Cr	
11 Mar	Payment To KFC United Fc	1,500.00	4,732,096.53Cr	
11 Mar	Payment To Amalegents	3,000.00	4,729,096.53Cr	
11 Mar	Payment To Giants.	1,500.00	4,727,596.53Cr	
11 Mar	Payment To Scorpion Ladie	3,000.00	4,724,596.53Cr	
11 Mar	Payment To Zamani Ladies	3,000.00	4,721,596.53Cr	
11 Mar	Payment To Young Stars	3,000.00	4,718,596.53Cr	
11 Mar	Payment To Remaining 7 Te	1,500.00	4,717,096.53Cr	
11 Mar	Payment To Cocomelon	1,500.00	4,715,596.53Cr	
11 Mar	Payment To Killers Fc	3,000.00	4,712,596.53Cr	
11 Mar	Payment To Scorpion Ladie	1,500.00	4,711,096.53Cr	
11 Mar	Payment To Rising Star	3,000.00	4,708,096.53Cr	
11 Mar	Payment To Nkwazela Ladie	3,000.00	4,705,096.53Cr	
11 Mar	Payment To Fire Eaters	3,000.00	4,702,096.53Cr	
11 Mar	Payment To Friends Of Sow	3,000.00	4,699,096.53Cr	
11 Mar	Payment To Isiyakhula	1,500.00	4,697,596.53Cr	
11 Mar	Payment To Brutal Fruit..	1,500.00	4,696,096.53Cr	
11 Mar	Payment To Diphini	1,500.00	4,694,596.53Cr	
11 Mar	Payment To Enviroserv Was	479,243.22	4,215,353.31Cr	
11 Mar	Payment To Fleetside Trad	19,604.39	4,195,748.92Cr	
11 Mar	Magtape Credit ABSA Bank Ndzim 110175	401.77Cr	4,196,150.69Cr	
11 Mar	Magtape Credit Ndzim39335	1,667.60Cr	4,197,818.29Cr	
11 Mar	Magtape Credit Acc No Ndzim30064984	2,884.35Cr	4,200,702.64Cr	
11 Mar	Magtape Credit 128975	11,500.00Cr	4,212,202.64Cr	
11 Mar	FNB App Payment From Ndzim 30062023 Erf03	3,685.00Cr	4,215,887.64Cr	
11 Mar	FNB App Payment From Ndzim 30060289	4,333.20Cr	4,220,220.84Cr	
11 Mar	FNB App Payment From Ndzim 30062061 Erf03	4,450.40Cr	4,224,671.24Cr	

**Closing Balance**

**4,224,671.24Cr**

**Turnover for Statement Period**

No. Credit Transactions 25	42,614,473.48Cr
No. Debit Transactions 36	46,208,508.17Dr

Please contact us within 30 days from your statement date, should you wish to query an entry on this statement (incl. card transactions done during this statement period, but not yet reflecting). Should we not hear from you, we will assume that you have received the statement and that it is correct.

For more information on your Pricing Option, please contact us or visit our website.

\*\*For the latest Credit Rates on product, please go to fnb.co.za

First National Bank - a division of FirstRand Bank Limited. Registration Number 1929/001225/06. An Authorised Financial Services and Credit Provider (NCRCP20).

On 21 November 2025, the Prime Lending Rate changed to 10.25%. This may impact the rate on any of your credit facilities.

Branch Number	Account Number	Date	DDA DB/YW/AV/ZZ/RK/BB/SQ/WB/N	FN
887	62026224999	2026/03/11	PUBLIC SECTOR CHEQUE ACCOUNT	



BBST277 068100  
**DR NKOSAZANA DLAMINI ZUMA LOCAL MUNICIPALITY**  
 P O BOX 62  
 CREIGHTON  
 3263  
 XABAN@NDZ.GOV.ZA

P.O. Box 1153  
 Johannesburg,2000  
**Street Address** Business Investment Desk Branch  
 1 First Place, Mezzanine Fl,Bank City  
**Universal Branch Code** 250655  
 fnb.co.za  
**Lost Cards** 087-575-9444  
**Account Enquiries** 087-320-4321  
**Relationship Manager** Mlungiseleli Mnyani (031) 581 9765  
 (031) 581-9765

**Customer VAT Registration Number** Not Provided  
**Bank VAT Registration Number** 4210102051

**Money On Call : 62008452071**  
 Tax Invoice/Statement Number : 277  
 Statement Period : 28 February 2026 to 31 March 2026  
 Statement Date : 31 March 2026

Statement Balances		Bank Charges		Interest Rate	
Opening Balance	4 615,426.78 Cr	Service Fees	0.00	Credit Rate**	5.15%
Closing Balance	13,750,325.49 Cr	Cash Deposit Fees	0.00	Debit Rate (Non-NCA)	0.00%
# Inclusive of VAT @ 15.00%	0.00	Cash Handling Fees	0.00		
Total VAT (ZAR)	0.00	Other Fees	0.00		

**Transactions in RAND (ZAR)**

Date	Description	Amount	Balance	Accrued Bank Charges
11 Mar	FNB OB Trf FNB OB Trf Main Account Dr Nkos	42 000 000.00 Cr	46 615,426.78 Cr	
19 Mar	FNB OB Trf FNB OB Trf 000000213 Main Account Dr Nkos	3,000 000.00	43,615,426.78 Cr	
31 Mar	FNB OB Trf FNB OB Trf 000000214 Main Account Dr Nkos	30 000 000.00	13,615,426.78 Cr	
31 Mar	Int On Credit Balance	134,898.71 Cr	13,750,325.49 Cr	
<b>Closing Balance</b>			<b>13,750,325.49 Cr</b>	

**Interest on Credit Balance\*\***

1.00 +	5.15%	
--------	-------	--

**Turnover for Statement Period**

No. Credit Transactions 2	42,134,898.71 Cr
No. Debit Transactions 2	33,000,000.00 Dr

Please contact us within 30 days from your statement date, should you wish to query an entry on this statement (incl. card transactions done during this statement period, but not yet reflecting). Should we not hear from you, we will assume that you have received the statement and that it is correct.

For more information on your Pricing Option, please contact us or visit our website.

First National Bank - a division of FirstRand Bank Limited. Registration Number 1929/001225/06. An Authorised Financial Services and Credit Provider (NCRCP20). On 21 November 2025, the Prime Lending Rate changed to 10.25%. This may impact the rate on any of your credit facilities.

Branch Number	Account Number	Date	DDA 67/00/CA/KY/KY/PA/B9/M6/DM/N	FN
878	62008452071	2026/03/31	MONEY ON CALL	

## KZN436 DR Nkosazana Dlamini Zuma Municipality \_Q3\_2025/2026

## Annexure D: Total Cost Savings Disclosure in the In-Year and Annual Report Cost

Measures	Cost Containment In-Year Report Measures						
	Budget	Amended	Q1	Q2	Q3	Q4	Savings
	R'000	R'000	R'000	R'000	R'000	R'000	R'000
Use of consultants	8 428 722,75	7 123 168,86	12 962,97	16 618,40	41 618,40	-	71 199,76
Vehicles used for political office -bearers	2 100 000,00	2 100 000,00	29 112,90	54 657,40	-	-	83 770,30
Travel and subsistence	477 623,25	494 103,90	-	58 345,71	59 345,71	-	117 691,42
Domestic accommodation	3 485 748,75	2 857 480,88	12 865,96	40 806,40	47 806,40	-	101 478,76
Sponsorships, events and catering	2 893 632,00	3 158 955,98	8 581,34	3 389,21	4 389,21	-	16 359,76
Communication	2 402 650,50	2 261 418,12	3 680,44	3 956,58	5 636,58	-	13 273,60
Other related expenditure items	3 103 491,75	2 941 869,29	8 374,99	3 992,68	6 168,68	-	18 536,35
<b>Total</b>	<b>22 891 869,00</b>	<b>20 936 997,03</b>	<b>75 578,60</b>	<b>181 766,38</b>	<b>164 964,98</b>	<b>-</b>	<b>422 309,96</b>

Cost Containment Annual Report				
Cost Containment Measures	Budget	Amended	Total Expenditure	Savings
	R'000	R'000	R'000	R'000
Use of consultants	8 428 722,75	7 123 168,86	7 051 969,09	71 199,76
Vehicles used for political office -bearers	2 100 000,00	2 100 000,00	2 016 229,70	83 770,30
Travel and subsistence	477 623,25	494 103,90	376 412,48	117 691,42
Domestic accommodation	3 485 748,75	2 857 480,88	2 756 002,12	101 478,76
Sponsorships, events and catering	2 893 632,00	3 158 955,98	3 142 596,22	16 359,76
Communication	2 402 650,50	2 261 418,12	2 248 144,52	13 273,60
Other expenditure items	3 103 491,75	2 941 869,29	2 923 332,94	18 536,35
<b>Total</b>	<b>22 891 869,00</b>	<b>20 936 997,03</b>	<b>20 514 687,07</b>	<b>422 309,96</b>

**REPORT ON MUNICIPAL STANDARD CHART OF ACCOUNTS FOR THE PERIOD  
ENDED MARCH 2026**

<b>AUTHOR</b>	:	mSCOA Project Manager
<b>Levels</b>	:	1 <sup>st</sup> Level – mSCOA Committee
	:	2 <sup>ND</sup> Level- MANCO
	:	3 <sup>RD</sup> Level-FINCO
	:	4 <sup>TH</sup> Level-EXCO
	:	5 <sup>TH</sup> Level-Council

### **1. PURPOSE**

To report the progress on mSCOA implementation to the committees and council

### **2. LEGAL REQUIREMENTS BACKGROUND**

The minister of finance promulgated Government Gazette N. 37577, Municipal Regulations on standard Chart of Accounts (mSCOA), on 22 April 2014.

The objective of the regulations is to provide a national standard for uniform recording and classification of municipal budget and financial information at a transaction level by providing a standard chart of accounts. Enable uniform information set across the whole of government to better inform national policy coordination and reporting, benchmarking and performance measurements. In accordance with regulations all municipalities and municipal entities are required to be mSCOA compliance with effect from the by 01 July 2017.

Section 62(1) reads in conjunction with Section 63(2)(a) of the Municipal Financial Management Act, Act No. 56 of 2003 ( MFMA) , task the accounting officer of the municipality, herewith referred to as the Municipal Manager (MM), with managing of the financial administration of the municipality as well as with maintaining a management, accounting and information system that accounts for the assets and liabilities. Therefore, the MM has the overall responsibility to manage the successful implementation of the MSCOA project within the municipality, to ensure compliance. However, the MM can, acting within the ambit of the law and prescripts, delegate some of the responsibilities.

### **Change Management**

- On-going awareness to all Municipal officials to ensure that mSCOA is a Municipal wide reform and relates not only to the Budget and Treasury Office, but everyone, including Council and even External Stakeholders such as Service Providers.
- We have tried to ensure that the entire Municipality begins to appreciate and see the benefits of mSCOA since the start of the project.

### **Identification and nomination of the mSCOA Steering Committee Team**

- Mr Wela has been appointed as the mSCOA Project Manager as the official who was the Project Manager has been appointed as the CFO.
- Signed appointment letters for all mSCOA Steering Committee members
- Appointment of system vendor to assist with implementation
- Terms of Reference for mSCOA Steering Committee were approved.
- The mSCOA Steering Committee Team consists of several officials from different departments and different units.

### **Functionality of the mSCOA Steering Committees**

- Items on the agenda were covered as per the Treasury expectations,
  - increasing mSCOA awareness at the municipality,
  - Progress update.
- It was agreed that the ICT and mSCOA Steering Committee should sit on the same day as items discussed in these meetings are interrelated. `
- MSCOA remains a standing line item in all management meetings, portfolio committees and departmental meetings.
- It was also resolved that members from these committees should be allowed to send representatives from their departments/units if they would not be able to attend the meeting.

### **Milestones for the period ended 31 March 2026**

The following are the milestones that have been achieved by the municipality:

- Registration of Budget staff and IDP staff on the SAMRAS Web for capturing of Budget and IDP
- Submission of 2025/26 MSCOA Budget to National Treasury LG Portal
- Submission of 2025/26 IDP to National Treasury LG Portal
- Review of MSCOA Implementation Plan
- SCM Web module implemented and working (procurement up to R 300 000).
- Establishment of mSCOA project steering committee and appointment of project implementation team.
- Appointment of Project Manager
- Appointment of system vendor to assist with implementation
- Capturing of budget to seven mSCOA segments using the latest version
- Registering on LG-portal in order to submit mSCOA budget & log queries
- Evaluating the current financial management system
- Approval of the TOR
- Submission of monthly, quarterly and annual reports directly extracted from the system in line with mSCOA prescripts
- Monthly meetings with SAMRAS to discuss progress on implementation of SCM Module.
- The municipality had a meeting with finance system service provider to discuss progress on implementation of outstanding modules and presentations with demos were done by the service provider.

- ICT officials attended SAMRAS training for Administrators to reduce reliance on the service providers, be able to provide on-time administrative support and able to clear and prevent common errors on the system.

### **3. LABOUR IMPLICATIONS**

There is no additional labour implication

### **4. FINANCIAL IMPLICATIONS**

Budget provisions were made in the 2025/2026 financial year for the MSCOA project.

### **5. Challenges**

- No challenges noted during the period.

### **7. RECOMMENDATIONS**

That the report be noted by the committees and council

Monthly Salaries Report

1. Purpose

To inform the Executive Council of the salaries and wages expenditure for the month of March 2026 terms of Section 66 of the Municipal Finance Management Act Guidance

2. OVERVIEW OF MARCH 2026 SALARIES AND WAGES

2.1 Salaries and Wages for the month of March 2026

DESCRIPTION	ORIGINAL BUDGET	YTD BUDGET	MONTH ACTUAL	YTD ACTUAL	YTD % SPEND
SALARIES	73 413 253,00	55 059 939,75	R 5 577 284,85	R 53 645 174,00	73%
EPWP	4 942 900,00	3 707 175,00	324 921,20	2 695 893,00	55%
LONG SERVICE AWARD	842 000,00	631 500,00	-	327 039,00	39%
TRAVEL ALLOWANCES	1 174 230,00	880 672,50	46 401,47	417 613,14	36%
LEAVE PAY	1 124 118,00	843 088,50	5 611,87	334 842,00	30%
OVERTIME	2 776 242,00	2 082 181,50	135 434,90	1 532 401,23	55%
PENSION FUND CONTRIBUTION	10 867 436,00	8 150 577,00	826 612,80	7 454 050,14	69%
BONUS	4 695 362,00	3 521 521,50	1 764,34	4 794 215,00	102%
HOUSING SUBSIDY	965 120,00	723 840,00	17 613,10	174 939,00	18%
SUBSTANCE AND TRAVEL	850 380,00	637 785,00	72 040,95	398 459,00	47%
COUNCILLOR'S SALARY ALLOWANCE	10 861 094,00	8 145 820,50	R 788 420,04	R 7 520 017,68	69%
COUNCILLOR'S TRAVEL ALLOWANCE	948 882,00	711 661,50	R 66 249,78	R 596 248,02	63%
COUNCILLOR'S CELL PHONE ALLOWANCE	1 423 631,00	1 067 723,25	R 103 776,00	R 966 949,00	68%
COUNCILLOR'S PENSION	1 265 139,00	948 854,25	R 105 612,49	R 959 184,12	76%
UIF	2 380 747,00	1 785 560,25	43 743,62	395 858,00	17%
SDL	1 036 141,00	777 105,75	68 528,06	704 200,09	68%
MEDICAL AID CONTRIBUTION	4 430 362,00	3 322 771,50	363 623,00	3 146 001,00	71%
BARGAIN COUNCIL LEVIES	78 659,00	58 994,25	2 861,40	26 042,00	33%
<b>TOTAL</b>	<b>124 075 696,00</b>	<b>93 056 772,00</b>	<b>R 8 550 499,87</b>	<b>86 089 125,42</b>	<b>69%</b>

Prepared By: 


Reviewed By: 





Disclosures Concerning Councillors, Directors and Senior Officials 2025/2026													
	Mayor 619	Deputy Mayor 3930	Speaker 636	MTHEMB U Whip 3927	Section 79 committee Chairperson 631,621	Executive councillors 3937,628,	Councillors 169	Municipal Manager 169	Chief Financial Officer 1099	Community Manager 2991	Manager Corporate Services 166	Planning and Development Manager 960	PWBS Manager 5023
Salaries and Wages R'000	R 54 760,14	R 64 779,41	R 44 156,00	R 22 484,84	R 57 192,74	R 74 429,40	R 445 643,40	110 541,70	117 712,36	115 905,71			115 504,24
ACTING ALLOWANCE													
GRATUITY													
BONUSES													
BACK PAY													
LONG SERVICE BONUS													
LEAVE PAID OUT													
PERFORMANCE BONUS													
Contributions R'000	8 214,02		5 623,40	6 372,72	8 578,90	11 164,40	63 504,08	22 960,29					
Pensions													
Medical Aid								2 567,40					
SALGBC													
UIF								177,12	177,12	177,12	177,12		177,12
SKILLS LEVY													
Allowances R'000													
Travel and Motor Car	R 18 000,00		R 14 000,00	R 8 022,85		R 8 022,85	R 18 204,08	15 000,00	10 000,00	10 500,00			10 901,47
DATA CARD	R 317,00	R 317,00	R 317,00	R 317,00	R 634,00	R 634,00	R 6 340,00						
CELLPHONE	R 3 600,00	R 3 600,00	R 3 600,00	R 3 600,00	R 7 200,00	R 7 200,00	R 72 000,00	R 2 500,00	R 2 500,00	R 2 500,00			R 2 500,00
Housing Benefits and Allowances R'000													
									R 1 767,11				
Loans and Advances R'000													
Other Benefits and Allowances R'000													
Arrears Owed to Municipality	R 84 891,16	R 68 696,41	R 68 696,40	R 37 797,41	R 73 605,64	R 101 450,65	R 605 691,56	R 170 761,99	R 130 578,26	R 123 152,46	R 129 082,83	R 49 135,13	R 129 082,83
TOTAL	R 84 891,16	R 68 696,41	R 68 696,40	R 37 797,41	R 73 605,64	R 101 450,65	R 605 691,56	R 170 761,99	R 130 578,26	R 123 152,46	R 129 082,83	R 49 135,13	R 129 082,83
													R 1 772 622,73

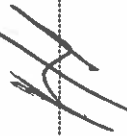
PREPARED BY 

REVIEWED BY 

Disclosures Concerning Councillors, Directors and Senior Officials 2025/2026 July March

Description	Mayor 619	Deputy Mayor 3930	Speaker 636	MTHEMBU Whip 3927	Section 79 committee Chairperson, 631,621, 22,	Executive councillors 3937,628,6	Councillors	Municipal Manager 169	Chief Financial Officer 1099	Community Manager 2991	Manager Corporate Services 166	Planning and Development Manager 960	PWBS Manager 5023
Salaries and Wages R'000	R 569 742,23	R 578 274,69	R 393 282,30	R 200 207,91	R 510 547,44	R 642 470,40	R 3 912 965,73	811 154,25	780 069,84	763 279,31	807 119,30	278 060,52	685 315,76
ACTING ALLOWANCE													
GRATUITY													
BONUSES													
BACK PAY													
LONG SERVICE BONUS													
LEAVE PAID OUT													
PERFORMANCE BONUS													
Contributions R'000	81 017,55		58 992,33	R 30 028,32	R 76 580,40	R 96 368,40	R 576 672,48	197 269,19					
							23 106,60						
Pensions													
Medical Aid													
SALGBC													
UIF													
SKILLS LEVY								1 594,08	1 594,08	1 594,08			1 594,08
Allowances R'000													
Travel and Motor Car	R 162 000,00		R 126 000,00	R 72 205,65		R 72 205,65	R 163 836,72	135 000,00	90 000,00		94 500,00		98 113,23
DATA CARD	R 2 853,00	R 2 853,00	R 2 853,00	R 2 853,00	R 5 706,00	R 6 657,00	R 57 060,00						
CELLPHONE	R 32 400,00	R 32 400,00	R 32 400,00	R 32 400,00	R 64 800,00	R 75 600,00	R 648 000,00	R 5 000,00	R 5 000,00		R 5 000,00		R 5 000,00
Housing Benefits and Allowances R'000													
Loans and Advances R'000													
Other Benefits and Allowances R'000													
Arrears Owed to Municipality	R 848 012,78	R 613 527,69	R 613 527,63	R 337 694,88	R 657 633,84	R 893 301,45	R 5 358 534,93	R 1 819 519,00	R 1 171 352,68	R 1 221 970,07	R 1 285 726,54	R 600 388,09	R 1 376 833,58
TOTAL	R 848 012,78	R 613 527,69	R 613 527,63	R 337 694,88	R 657 633,84	R 893 301,45	R 5 358 534,93	R 1 819 519,00	R 1 171 352,68	R 1 221 970,07	R 1 285 726,54	R 600 388,09	R 1 376 833,58
													Grand Total R 16 798 023,16

PREPARED BY 

REVIEWED BY 



*A Better Place for All*

**MARCH 2026 EXPENDITURE MANAGEMENT REPORT**

**Third Quarter March 2026**

**EXPENDITURE MANAGEMENT REPORT FOR THE PERIOD OF MARCH 2026**

**AUTHOR** : Chief Financial Officer( MP)

Levels : 1<sup>st</sup> Level –MANCO  
 : 2<sup>ND</sup>Level- Committee  
 : 3<sup>RD</sup> Level-Exco  
 : 4<sup>th</sup> Level-Council

**2. PURPOSE**

To report to the committee on the payments made during the month of March 2026

**3. LEGAL REQUIREMENTS**

- MFMA Act NO .56 of 2003

**4. BACKGROUND AND REASONING**

The accounting officer of a municipality is responsible for the management of the expenditure of the municipality. The accounting officer must take all reasonable steps to ensure that the municipality has and maintains an effective system of expenditure control, including procedures for approval, authorisation, withdrawal and payments of funds

The accounting officer must also make sure that the municipality has and maintains a system of internal control in respect of creditors and payments, that payments by the municipality are made directly to the person to whom it is due unless agreed otherwise for reasons as may be prescribed, and that all money owing by the municipality be paid within 30 days of receiving the relevant invoice or statement, unless prescribed otherwise for certain categories of expenditure.

**5. FINANCIAL IMPLICATIONS**

No financial implications

**6. STAFF IMPLICATIONS**

No staff implications

**7. Annexures**

- Payment listing DR Nkosazana Dlamini Zuma Municipality
- Top ten creditors
- Free basic electricity

**8. RECOMMENDATIONS**



That this report noted by the committee

DR MKOSAZANA DLAMINI ZUMA LOCAL MUNICIPALITY

NO	SUPPLIER NAME	DESCRIPTION	AMOUNT	DATE OF INVOICE	PAYMENT DATE	COMPLIANCE
LIST OF PAYMENTS MADE IN THE MONTH OF MARCH 2026						
1	University of Kwazulu-Natal	Tuition, accommodation and meals for Mwendu Nomonde, Phoswa Amahle and Kweta Asigibho. REFERENCE 8061001	431,946.00	2/20/2026	3/2/2026	Yes
2	Sizamele Suppliers (Pty) Ltd	Supply and delivery of cleaning material 10 cleaning material basket 20 Litre, 20 mil Micro Fibre and 10 leather dust for stores Management	7,500.00	21/8/2026	3/2/2026	Yes
3	University of Johannesburg	Academic fees for Phoswa Phumelile who is doing Bachelor in Accounting (2nd year) student number 724251045	29,420.00	2/20/2026	3/2/2026	Yes
4	Mahlutha Trading Enterprise	Request for dust case for party box ultimate speaker case slip sleeve waterproof nylon fabric protective dust cover travel carrying case	4,600.00	2/18/2026	3/2/2026	Yes
5	Bathuap Executive Travel CC	Accommodation for 6 BTO officials, Hadebe KA, Nzamande B, Ms Msomi PS, Mazibuko J, Sontez J, PWBS Managers, Ngcobo S, Mtsho L, 27 Counsellors, 1 Inko, and 8 bookguards	325,490.00	2/20/2026	3/2/2026	Yes
6	Real Travel	Accommodation for Mzolo Z, Gwala S, 5 BTO officials and Mr Mkhawwa MP	42,000.00	3/18/2026	3/2/2026	Yes
7	McCarthy(Pty) Ltd	Procurement Double cab (Toyota Hilux 2.8 GD-6 Raider 4x4) for Community unit	817,735.84	2/19/2026	3/2/2026	Yes
8	Game Stores	Laptop for Memele Bustwe who sponsored by Ndz Municipality, she is one of the top ten learners awarded at the beginning of the year	8,999.00	2/19/2026	3/5/2026	Yes
9	Dlamini Thabo	Electricity for the tourism office meter number:54739401493	2,000.00	3/5/2026	3/5/2026	Yes
10	Sombuzi Holdings	Requested vacancy post advert for senior manager and town planning services development 2026- solvehe and Sunday times-February invoice	120,373.26	3/3/2026	3/9/2026	Yes
11	Bathuap Executive Travel CC	Accommodation for Mdwahwen O	1,930.00	3/2/2026	3/9/2026	Yes
12	McCarthy(Pty) Ltd	1 Double cab, Toyota Hilux, 4x4 for asset management unit	817,735.89	3/9/2026	3/11/2026	Yes
13	Mkhonop Security Services (Pty) Ltd	Provision of Security Services, March invoices	2,140,534.81	3/9/2026	3/11/2026	Yes
		Request for the procurement of a laptop charger for Mr Dlamini T (Development and Town Planning) Specification: -HP laptop adapter charger, USB C				
14	Octaplaid Learning Institute	Accommodation for Mapla T, Mchunu GK, Nxele M, Ngcobo SP, Shabalala T, Mr Radebe SA, and Sontez J	1,995.00	3/2/2026	3/11/2026	Yes
15	Bathuap Executive Travel CC	Accommodation for Sihole M, Khuphe N and Khewula S1	47,970.00	3/2/2026	3/11/2026	Yes
16	Real Travel	Accommodation for Sihole M, Khuphe N and Khewula S1	5,685.00	3/2/2026	3/11/2026	Yes
17	Easton Finance Travel Agency	February statement	5,872.22	3/6/2026	3/11/2026	Yes
18	Mahlutha Trading Enterprise	Construction of OSS Houses in ward 11, payment for retention certificate 3	7,722.83	3/11/2026	3/11/2026	Yes
19	Mahlutha Trading Enterprise	Construction of Jackson Street Causeway Certificate 2	504,984.96	2/24/2026	3/11/2026	Yes
20	Bathuap Executive Travel CC	Accommodation for Sisojobi J, Dlamini P, Mndaweni OB, Nqubese T, Zondi S, Khawula T, Nkandli B, Mnyagaru S and Zulu L	40,110.00	3/2/2026	3/11/2026	Yes
21	Crystal City FC	2026 Payment of Youth Games Tournaments, position 1-Ladies Soccer, Mkhopbe zibokwabe Matthew, ward 10	3,000.00	3/4/2026	3/11/2026	Yes
22	Njala (Pty) Ltd	2x Laptop bags for Mr Zikode CN and Mr Ophthani JM	1,818.84	3/2/2026	3/11/2026	Yes
23	Syakhanyisa Ladies	2026 Payment of Youth Games Tournaments, position 2-Ladies Soccer, Shezi Thandeka Nombuyiselo, ward 10	1,500.00	3/4/2026	3/11/2026	Yes
24	Bathuap Executive Travel CC	Accommodation for Ndz delegates	3,395.00	3/9/2026	3/11/2026	Yes
25	Mahlutha Trading Enterprise	Construction of OSS Houses in ward 10, payment for retention, Certificate 3	7,722.83	3/11/2026	3/11/2026	Yes
26	Mobile Telephone Network (Pty) Ltd	Provision of internet services for a period of 3 years-February invoice	77,613.18	3/3/2026	3/11/2026	Yes
27	Bancokona	2026 Payment of Youth Games Tournaments, position 1-Ladies Soccer, Mbanwa Fikeleph J, ward 14	3,000.00	3/4/2026	3/11/2026	Yes
28	KFC United FC	2026 Payment of Youth Games Tournaments, position 2-Ladies Soccer, KFC United FC, ward 15	1,500.00	3/4/2026	3/11/2026	Yes
29	Amakents	2026 Payment of Youth Games Tournaments, position 2-Nelbali, Hadebe Pretty Thabesile, ward 10	3,000.00	3/4/2026	3/11/2026	Yes
30	Gians	2026 Payment of Youth Games Tournaments, position 2-Ladies Soccer, Midladia Zophwa, ward 14	1,500.00	3/4/2026	3/11/2026	Yes
31	Scorpion Ladies	2026 Payment of Youth Games Tournaments, position 1-Nelbali, Ndlovu Stalile E, ward 11	3,000.00	3/4/2026	3/11/2026	Yes
32	Zanani Ladies	2026 Payment of Youth Games Tournaments, position 1-Ladies Soccer, Ncobaba Phumule Innocentia, ward 12	3,000.00	3/4/2026	3/11/2026	Yes
33	Young Stars	2026 Payment of Youth Games Tournaments, position 1 Nelbali, Ncobaba Luyanda, ward 09	3,000.00	3/4/2026	3/11/2026	Yes
34	Reminring 7 Team	2026 Payment of Youth Games Tournaments, position 2 Nelbali, Nqubane Lumlile, ward 08	1,500.00	3/4/2026	3/11/2026	Yes
35	Cococolon	2026 Payment of Youth Games Tournaments, position 1-Male Soccer, Zondi Shephelo, ward 11	1,500.00	3/4/2026	3/11/2026	Yes
36	Killers FC	2026 Payment of Youth Games Tournaments, position 2 Nelbali, Mkhonq Sindile, ward 09	3,000.00	3/4/2026	3/11/2026	Yes
37	Scorpion Ladies	2026 Payment of Youth Games Tournaments position 1-Ladies Soccer, Ndlovu B Swaphwa, ward 11	1,500.00	3/4/2026	3/11/2026	Yes
38	Rising Star	2026 Payment of Youth Games Tournaments, position 1-Ladies Soccer, Nyembe Ncomeka Mawugu ward 9	3,000.00	3/4/2026	3/11/2026	Yes
39	Nkwezela Ladies	2026 Payment of Youth Games Tournaments, position 1 Nelbali, Madaga Asemahle, ward 08	3,000.00	3/4/2026	3/11/2026	Yes
40	Fire Eaters	2026 Payment of Youth Games Tournaments, position 1-Ladies Soccer, Mboithwe Phliswa, ward 08	3,000.00	3/4/2026	3/11/2026	Yes
41	Friends of Soweto FC	2026 Payment of Youth Games Tournaments, position 2 Nelbali, Gubese Luyanda Mgwande, ward 10	1,500.00	3/4/2026	3/11/2026	Yes
42	Isyakhula	2026 Payment of Youth Games Tournaments, position 2-Ladies Soccer, Sokhela Aphwe Amahle	1,500.00	3/4/2026	3/11/2026	Yes
43	Babal Frat	2026 Payment of Youth Games Tournaments, position 2 Nelbali, Zaca Ngqobile, ward 07	1,500.00	3/4/2026	3/11/2026	Yes
44	Dipuni	Removal of waste from Himeville transfer station certificate 25 and 26	479,243.22	3/11/2026	3/11/2026	Yes
45	EnviroServ Waste Management (Pty) Ltd	Period for decomber, Creighton Himeville Bulwer centre and petrol for portable pumps	19,604.39	3/9/2026	3/11/2026	Yes
46	Rejeside Training	Travelling for chairperson of risk management committee attend strategic planning	14,422.98	3/3/2026	3/12/2026	Yes
47	Dlamini VE	2026 Payment of Youth Games Tournaments, position 1-Soccer, Nilo Y Ziyanda, ward 08	3,000.00	3/4/2026	3/12/2026	Yes
48	Cencow JNR	2026 Payment of Youth Games Tournaments, position 2-Nelbali, Mlotshwa Shindokuphe, ward 11	1,500.00	3/4/2026	3/12/2026	Yes
49	Prates of The Caribbean	Supply and delivery of 6 all in one PC for Community Services Department	207,000.00	3/2/2026	3/12/2026	Yes
50	Mahlutha Trading Enterprise	Rent and levy for April	7,905.20	3/3/2026	3/12/2026	Yes
51	The Parks Family Trust	Period for Brush cutters	5,000.00	3/12/2026	3/12/2026	Yes
52	Makhanya FM	Request service provider to facilitate the training of cratters development for 2025/2026. This training will be based on leader work, bead work, visual art, hand work & wonderberg 23 to 26 February 2026. Community Social Services Department				
53	Cost Effective Construction and Cleaning Services	Procurement for disaster relief 180 blankets, 180 sponges and 180 plastic sheets for Disaster Management	23,690.00	3/9/2026	3/13/2026	Yes
54	Ndu B Trading Enterprise	Request for petrol for brush cutters - Himeville Parks and open spaces	135,000.00	3/9/2026	3/13/2026	Yes
55	Fleetside Trading	Request for petrol for brush cutters - Himeville Parks and open spaces	1,971.00	3/9/2026	3/13/2026	Yes
56	Bathuap Executive Travel CC	Accommodation for Mr. Taylor H	5,180.00	3/9/2026	3/13/2026	Yes

Item No	Client/Service Provider	Description of Work	Amount	Start Date	End Date	Status
57	Zamulela Maduna Trading and Projects	PWBS requested service provider to supply and fit new load cell (H) wire to junction box and connect to indicator Calibrate weighbridge and computer (20T Weighbridge: load cell 'H')	29,227.25	3/9/2026	3/13/2026	Yes
58	Mhlanga Strategies (Pty) Ltd	1 Breathalyzer FC, 20 And 10, as well as travel costs, community Services (Traffic unit)	5,038.50	3/9/2026	3/13/2026	Yes
59	Bathuqa Executive Travel CC	Accommodation for Mxolisi N	6,350.00	3/9/2026	3/13/2026	Yes
60	Bathuqa Executive Travel CC	Accommodation for Ms Mkhomo GK	5,180.00	3/9/2026	3/13/2026	Yes
61	Sombza Holdings	Request for Bid Notice Evaluation, East Griquatland (advertising page 20cm X 5cm)	11,088.92	3/9/2026	3/13/2026	Yes
62	Old Timors FC	2026 Payment of Youth Games Tournaments, position 1-Male Soccer, Mlilampi Sbonelo Nhlantlheni, ward 10	1,500.00	3/13/2026	3/13/2026	Yes
63	Scott Williams	Request for repairs and maintenance of small plank - 4 Brush cutters	5,985.75	3/9/2026	3/13/2026	Yes
64	Bathuqa Executive Travel CC	Accommodation for Memele S, Khoza N, Mr Radebe S, Khumalo X, Majola T, Dlamini M, Mr Mgadi SV, Mhatha S, Mlolo L, Mlolo L, and Mnyandu S	51,105.06	3/9/2026	3/13/2026	Yes
65	Bq Mazongolo Construction CC	Construction of Ekupholeni Creche certificate 1	326,899.00	3/16/2026	3/16/2026	Yes
66	Ndilekuzimhe Trading	PWBS Requested supply and delivery of double door for lot 03	46,395.00	3/16/2026	3/16/2026	Yes
67	Fire Fighters	2026 Payment of Youth Games Tournaments, position 2-Ladies Soccer, Khumalo Khethwe, ward 11	1,500.00	3/16/2026	3/16/2026	Yes
68	Gunners	2026 payment of youth games tournament, Position 1, Kubone Thando, ward 15	3,000.00	3/16/2026	3/16/2026	Yes
69	Real Touch FC	2026 payment of youth games tournament, Position 1, Nigaba Shandwe Oscar, ward 14	1,500.00	3/16/2026	3/16/2026	Yes
70	Wamisa FC	2026 payment of youth games tournament, Position 2, Dlamini Xolani, ward 13	1,500.00	3/16/2026	3/16/2026	Yes
71	Ibendla	2026 Payment of Youth Games Tournaments, position 1-Male Soccer, Honowane Sophephele, ward 11	3,000.00	3/16/2026	3/16/2026	Yes
72	TK Academy	2026 Payment of Youth Games Tournaments, position 1-Male Soccer, Nkomandla Thokozane B, ward 10	3,000.00	3/16/2026	3/16/2026	Yes
73	Onosobekane FC	2026 payment of youth games tournament, Position 1, Inqubane Senzo-Assanda, ward 12	3,000.00	3/16/2026	3/16/2026	Yes
74	Aumsoft Technology (Pty) Ltd	Supply and installation of Amnons software for 200 users for a period of 3 years-March invoice	124,034.60	3/9/2026	3/17/2026	Yes
75	Shemuntu & Sons (Pty) Ltd	Request for stores Cleaning Material, 150 issues / toilet paper, parts of 48 S	35,362.50	3/9/2026	3/17/2026	Yes
76	Bathuqa Executive Travel CC	Ndz Conference and Mbaling S	145,429.55	3/9/2026	3/17/2026	Yes
77	EarlWorks 266 (Pty) Ltd	Provision of telephones for a period of 3 years-March 2026 invoices	51,687.27	3/9/2026	3/17/2026	Yes
78	Bathuqa Executive Travel CC	Accommodation for Ncedo Ndumiso	3,630.00	3/2/2026	3/18/2026	Yes
79	Bq Mazongolo Construction CC	Phosane Community Hall, Certificate 8	524,101.00	3/6/2026	3/18/2026	Yes
80	Ukwazi Home Development Projects CC	Creighton Regional Sport Centre Phase 3, Certificate 1	420,913.19	3/9/2026	3/18/2026	Yes
81	Ukwazi Home Development Projects CC	Construction of Ndlangasa Pedestrian Bridge Certificate 1	464,503.60	3/16/2026	3/18/2026	Yes
82	Foundation for Professional Development (Pty) Ltd	Registration fee for Mr Ms Lindie Zuma (CFO) who will attend 9th South African TB Conference 2026 at Emperors Palace from 7 June 2026 to 11 June 2026	6,500.00	3/19/2026	3/19/2026	Yes
83	Ukwazi Home Development Projects CC	Repairs, and maintenance of Gravel access roads certificate 4 ward 4, 6, 10 and 15	484,725.00	3/9/2026	3/19/2026	Yes
84	SL Debt Recovery (Pty) Ltd	Debt recovery services for February 2026, R46 219.00 Collected @ 12% Commission	6,378.22	3/16/2026	3/19/2026	Yes
85	EnviroServ Waste Management (Pty) Ltd	Removal of waste from Hinesville transfer station certificate 27	239,920.95	3/6/2026	3/19/2026	Yes
86	Axeni KZU (Pty) Ltd	Supply and maintenance of printing/photocopying machines for a period of 3 years-February invoices	97,495.36	3/3/2026	3/19/2026	Yes
87	Bathuqa Executive Travel CC	Accommodation for Dlamini Z	7,184.64	3/9/2026	3/19/2026	Yes
88	HRHB Trading and Projects (Pty) Ltd	Debt recovery services for February 2026, R55 914.38 Collected @ 12% Commission	7,116.18	3/16/2026	3/19/2026	Yes
89	Mahluha Trading Enterprise	Supply and delivery of fire fighting equipment, Community Services Department	349,025.00	3/17/2026	3/20/2026	Yes
90	Officers	Branch Activities 2025-2026-Km Auli (at Training 24-25 March 2026, Mr Wele N, Mr Taylor H, Ms Makanya T, Mr Khumalo T, Ms Xaba N, Ms Dlamini NP, Ms Maduna AL and Mr Mtshweni MP	19,350.00	3/19/2026	3/27/2026	Yes
91	Hloja Umied	2026 Payment of Youth Games Tournaments, position 2-Male Soccer, Sokhela Kwandile, ward 14	1,500.00	3/18/2026	3/27/2026	Yes
92	Harry Gwala District Municipality	Ndz Water February invoices	33,150.06	3/18/2026	3/27/2026	Yes
93	Fleiside Trading	Patrol for Brush cutters used at Underberg Parks and open spaces, and Bulwer SGS	3,510.00	3/12/2026	3/27/2026	Yes
94	Bathuqa Executive Travel CC	Flight for Mr Wele	4,154.64	3/19/2026	3/27/2026	Yes
95	Shava Yumani (SA) SA	AGSA AR Meeting-sitting allowance (28 November 2025) and JPC Sitting-travel time from Johannesburg to Pietermaritzburg and return	8,245.18	3/11/2026	3/27/2026	Yes
96	Sweetwaters Ntabel	Sitting allowance-30 January 2026 and travel costs	3,000.00	3/4/2026	3/27/2026	Yes
97	Scott Williams	2026 Payment of Youth Games Tournaments, position 1 Male Soccer, Mshali Kwazaleli S, ward 12	2,070.00	3/19/2026	3/27/2026	Yes
98	Kazuo Resources	Request for repairs and maintenance of small plank-Brush professional brush cutter	200,000.00	3/9/2026	3/27/2026	Yes
99	Bathuqa Executive Travel CC	Develop and design for proposed Bulwer landfill Certificate 4	40,092.57	3/9/2026	3/27/2026	Yes
100	Real Travel	Flight for Ms Msomi PS, Accommodation for Mr Wele N, Mrs Nkandl B, Khawula T, Radebe SA, Ngcobo SP, Shabalala T, Nkole N	12,126.00	3/19/2026	3/27/2026	Yes
101	Indu B Trading Enterprise	Accommodation for Dlamini MW And Zondi S	71,249.31	3/26/2026	3/30/2026	Yes
102	Bq Mazongolo Construction CC	Construction of OSS Houses ward 5 certificate 2	1,337,845.03	3/20/2026	3/30/2026	Yes
103	Gwala Siblemble	Phosane Community Hall Certificate 9	1,000.00	3/19/2026	3/30/2026	Yes
104	Gail Diener	Refund for a hall hire deposit	3,452.48	3/19/2026	3/30/2026	Yes
105	Ukwazi Home Development Projects CC	Refund of credit on account 30057940	884,356.00	3/9/2026	3/30/2026	Yes
106	Nciza Construction And Projects	Repairs and maintenance of Gravel access roads certificate 1, ward 2, 3, 13 and 14	30,000.00	3/19/2026	3/31/2026	Yes
107	MST S Holdings (Pty) Ltd	Request the refreshments and tea stuff for the athletes attending Sazi Langa Marathon 2026	119,535.12	3/23/2026	3/31/2026	Yes
108	Esikom Free Basic Electricity	Date: 15 March 2026	87,419.72	3/19/2026	3/31/2026	Yes
109	Esikom Street light Creighton	Finishing Venue, Creighton Primary School	4,605.76	3/19/2026	3/31/2026	Yes
110	Esikom Annual Poun	Rubber solar streetlight & Kulum wood light certificate 1	5,915.99	3/19/2026	3/31/2026	Yes
111	Esikom Creighton near Animal Pound	Esikom March statement	7,285.84	3/19/2026	3/31/2026	Yes
112	Esikom main street Creighton streetlight	Esikom March statement	1,768.33	3/19/2026	3/31/2026	Yes
113	Esikom Health Committee Office	Esikom March statement	6,138.33	3/19/2026	3/31/2026	Yes
114	Esikom Creighton Rural Dumpsite	Esikom March statement	2,856.93	3/19/2026	3/31/2026	Yes
115	Esikom Creighton Local Authority	Esikom March statement	6,325.85	3/19/2026	3/31/2026	Yes




DR NKOSAZANA DLAMINI ZUMA LOCAL MUNICIPALITY		
HIGHEST PAID CREDITORS	DESCRIPTION	AMOUNT
SUPPLIER		
1	Creighton Regional Spoor Centre Phase 3 certificate 1, construction of Ndlangisa Pedestrian Bridge certificate 1, repairs and maintenance of Gravel access roads certificate 4 ward 4, 6, 10 and 15 and repairs and maintenance of Gravel access roads certificate 1 ward 2,3,13 and 14	2,254,891.79
2	Construction of Ekupheleni Creche certificate 1, Phosane Community Hall Certificate 8 and Phosane Community Hall Certificate 9	2,188,845.03
3	Provision of Security Services for a period of 3 years- March invoices.	2,140,534.81
4	Procurement 2 Double cab (Toyota Hilux 2.8 GD-6 Raider 4x4) for Community unit and 1 Double cab. Toyota Hilux. 4x4 for asset management unit	1,635,471.73
5	Accommodation for 6 BTO officials. Hadebe KA, Nzimande B, Ms Msomi PS, Mazibuko J, Sondazi J, PWBS Managers, Ngcobo S, Mtolo L, 27 Councillors, 1 Inkosi and 8 bodyguards. Accommodation for Mndaweni O, Accommodation for Majola T, Mchunu GK, Nsele M, Ngcobo SP, Shabalala T, Mr. Radebe SA and Sondazi J. Accommodation for Sosibo J, Dlamini P, Mndaweni OB, Ngobese T, Zondi S, Khawula T, Nkandl B, Mnyandu S and Zulu L. Accommodation for Ndz delegates. Accommodation for Mr Taylor H. Accommodation for Mxadi N. Accommodation for Ms Mchunu GK. Accommodation for Memela S, Khoza N, Mr Radebe S, Khumalo X, Majola T, Dlamini M, Mr Mngadi SV, Mbatha S, Mtolo L, Mtolo L, and Mnyandu S, Ndz Conference and Mbatha S. Accommodation for Ngcobo Ndumiso. Accommodation for Dlamini Z. Flight for Mr Wele, Flight for Ms Msomi PS. Accommodation for Mr Wele N, Ms Nkandl B, Khawula T, Radebe SA, Ngcobo SP, Shabalala T, Nsele N. Accommodation for Mr Dlamini ZL, Mr Radebe J and Mnyandu and Accommodation for Ms Msomi PS, Mr Ndlimande B, Radebe SA and Shabalala T	719,786.46
6	Removal of waste from Himeville transfer station certificate 25, removal of waste from Himeville transfer station certificate 26 and 27	719,164.17
7	Request for dust case for party box ultimate speaker case slip sleeve waterproof nylon fabric protective dust cover travel carrying case. Construction of OSS Houses in ward 11, payment for retention certificate 3. Construction of OSS Houses in ward 10. payment for retention. Certificate 3. Supply and delivery of 6 all, in one PC for Community Services Department and Supply and delivery of fire fighting equipment for a period of 3 years. Community Services Department.	576,070.66
8	Construction of Jackson Street Causeway Certificate 2	504,984.96
9	Tuition, accommodation and meals for Myende Nomonde, Phoswa Amahle and Kwela Asiphile. REFERENCE 8061001	431,946.00
10	External audit fees for Mwandla F. Mlungose S, Luchman R, Njisane M and Buthelezi M-February 2026 invoice.	398,546.99
<b>Total Amount</b>		<b>11,570,242.60</b>
Prepared: N.R. Dlamini		
Signature: 		
Reviewed by: MP Mlungwa		
		

**DR NKOSAZANA DLAMINI ZUMA LOCAL MUNICIPALITY  
REPORT FOR CREDITORS PAID WITHIN 30 DAYS**

Months	Number of Payr	COMPLIED	NOT COMPLIED	PERCENTAGE
March	141	141	0	100%

Prepared by: NR Dlamini

Signature:  \_\_\_\_\_

Review by: MP Mtungwa

Signature:  \_\_\_\_\_


DR NKOSAZANA DLAMINI ZUMA LOCAL MUNICIPALITY  
 REPORT FOR CREDITORS PAID WITHIN 30 DAYS IN THE 3ND QUARTER

Months	Number of Payments	COMPLIED	NOT COMPLIED	PERCENTAGE
January	90	90	0	100%
February	99	99	0	100%
March	141	141	0	100%

Prepared by: NR Dlamini

Signature:  \_\_\_\_\_

Review by: MP Mtungwa

Signature:  \_\_\_\_\_

FREE BASIC ELECTRICITY

FOR

March 2026

MUNIC_COD	TOWNSHIP	SA_ID	NAME	ADDRESS1	AMP	LINCLAIM	NBLK	NBKWH	UNCLAIM	FVAT	RAI	CLAIME	CLAIM
KZ436	67PAU	AMAKUZA	5012143415 MBANJWA ZIBALELE	PAU13H15	20	Mar-26	1	50	2.1943	15	109.72	16.46	126.17
KZ436	67SMR	STEPMORE	5044765394 NDOLOU MTHABISENI	SMR20002	20	Mar-26	1	50	2.1943	15	109.72	16.46	126.17
KZ436	67PNW	NKOTSHENI	5077117859 MGOZA LULU LULIAN	PNW13H3	20	Mar-26	1	50	2.1943	15	109.72	16.46	126.17
KZ436	67PSK	SOKHELA S1	5088942418 ISTHOLE NOMUSA	PSK1H20	20	Mar-26	1	50	2.1943	15	109.72	16.46	126.17
KZ436	67PSK	SOKHELA S1	5114138635 ZUMA AGNES	PSK3H4	20	Mar-26	1	50	2.1943	15	109.72	16.46	126.17
KZ436	67PAU	AMAKUZA	5114460347 DLAMINI LINGEKILE SITHSEMBILE	PAU52H6	20	Mar-26	1	50	2.1943	15	109.72	16.46	126.17
KZ436	67PAU	AMAKUZA	5114923117 DLAMINI LINGISANI MLUNGISI	PAU52H7	20	Mar-26	1	50	2.1943	15	109.72	16.46	126.17
KZ436	67PAU	AMAKUZA	512837431 DLAMINI NOMPUMELELO	PAU52H8	20	Mar-26	1	50	2.1943	15	109.72	16.46	126.17
KZ436	67PSK	SOKHELA S1	5134235281 MADIBA BONAKHELE	PSK4H7	20	Mar-26	1	50	2.1943	15	109.72	16.46	126.17
KZ436	67SMR	STEPMORE	5151069816 MOLEFE MAVIS MAKATSHENG	SMR16H48	20	Mar-26	1	50	2.1943	15	109.72	16.46	126.17
KZ436	67PMT	MQATSHENI	5163872731 INTULI SBONGILE MARY JANE	PMT25H25	20	Mar-26	1	50	2.1943	15	109.72	16.46	126.17
KZ436	HIM	HIMEVILLE	5164764778 DUMA ESTHER BALISWA	KRN UPDATED	20	Mar-26	1	50	2.1943	15	109.72	16.46	126.17
KZ436	67PHB	HLABENI	5168050159 PHOSWA ZAMAGUGU	PHB13H49	20	Mar-26	1	50	2.1943	15	109.72	16.46	126.17
KZ436	67PSK	SOKHELA S1	5188835020 JILI BHEKOKWAKHE	PSK6H5	20	Mar-26	1	50	2.1943	15	109.72	16.46	126.17
KZ436	67PAU	AMAKUZA	5196723286 CHAGWE NONHLANHLA	PAU19H17	20	Mar-26	1	50	2.1943	15	109.72	16.46	126.17
KZ436	E	ENKELEBANTW	5204212809 SHOBA MFANO	SSE36H3	20	Mar-26	1	50	2.1943	15	109.72	16.46	126.17
KZ436	E	ENKELEBANTW	5208804195 DLAMINI BONISWE ERONICA	SSE36H4	20	Mar-26	1	50	2.1943	15	109.72	16.46	126.17
KZ436	67PAU	AMAKUZA	5223176500 SHEZI SIPHO CORNELIUS	PAU58H5	20	Mar-26	1	50	2.1943	15	109.72	16.46	126.17
KZ436	67PAU	AMAKUZA	5234316557 PHUNGULA THEMBISILE SIBUNTULU	PAU58H7	20	Mar-26	1	50	2.1943	15	109.72	16.46	126.17
KZ436	67HLA	HLANGANANI	5247957885 PAKISI THANDIWE ANTONIA	HLA21H353	20	Mar-26	1	50	2.1943	15	109.72	16.46	126.17
KZ436	67PAU	AMAKUZA	5281396510 DUMA ZIPHATHELE	PAU59H12	20	Mar-26	1	50	2.1943	15	109.72	16.46	126.17
KZ436	67PBT	BETHLEHEM	5286089597 MTHEMBU BAJABULILE GLADYS	PBT6H30 BETH	60	Mar-26	1	50	2.1943	15	109.72	16.46	126.17
KZ436	67PAU	AMAKUZA	5287399009 TSHAPHA HONEY SELLY	PAU5H23	20	Mar-26	1	50	2.1943	15	109.72	16.46	126.17
KZ436	67PAU	AMAKUZA	5289104401 SIBETHA JALISILE DORIS	PAU13H7	20	Mar-26	1	50	2.1943	15	109.72	16.46	126.17
KZ436	67PAU	AMAKUZA	5291650509 SITHOLE THOLAKELE THEODORA	PAU19H27 DWE	60	Mar-26	1	50	2.1943	15	109.72	16.46	126.17
KZ436	67JTN	JUNCTION ELEC	5310795208 GAMBU ANNATORIA	JTN1H18	20	Mar-26	1	50	2.1943	15	109.72	16.46	126.17
KZ436	67JTN	JUNCTION ELEC	5316522234 DLAMINI DUDUZILE	JTN1H12	20	Mar-26	1	50	2.1943	15	109.72	16.46	126.17
KZ436	67JTN	JUNCTION ELEC	5333874720 MDLADLA BINONO	JTN1H28	20	Mar-26	1	50	2.1943	15	109.72	16.46	126.17
KZ436	67PSK	SOKHELA S1	5338764396 MBHATHA BENGAZI	PSK9H6	20	Mar-26	1	50	2.1943	15	109.72	16.46	126.17
KZ436	67SMR	STEPMORE	5346291384 MOSEYA GORDON	SMR8H43	20	Mar-26	1	50	2.1943	15	109.72	16.46	126.17
KZ436	E	ENKELEBANTW	5385622054 MLITWA ISREAL	SSE36H12	20	Mar-26	1	50	2.1943	15	109.72	16.46	126.17
KZ436	67SMR	STEPMORE	5394601852 MNCWABE TOEKILE	SMR16042	20	Mar-26	1	50	2.1943	15	109.72	16.46	126.17
KZ436	67JTN	JUNCTION ELEC	5438986250 MEMELA ZITHEMBANI	JTN5H12	20	Mar-26	1	50	2.1943	15	109.72	16.46	126.17
KZ436	NK	NKUMBA	5446862817 INXELE PHILANI	SSE010002	20	Mar-26	1	50	2.1943	15	109.72	16.46	126.17
KZ436	67SMR	STEPMORE	5447424007 NDOLOU NTSEPISENG	SMR26007	20	Mar-26	1	50	2.1943	15	109.72	16.46	126.17
KZ436	67PAU	AMAKUZA	5462332422 SABELA DUMALILE	PAU122H07	20	Mar-26	1	50	2.1943	15	109.72	16.46	126.17
KZ436	67HLA	HLANGANANI	5464561589 KUNENE LINGANI MILDRED	HLA52H21	20	Mar-26	1	50	2.1943	15	109.72	16.46	126.17
KZ436	67PAU	AMAKUZA	5467290857 JAMA NOKULUNGA	PAU49H206	20	Mar-26	1	50	2.1943	15	109.72	16.46	126.17
KZ436	67PAU	AMAKUZA	5495250303 SOSIBO NOMAGCINO	PAU12H231	20	Mar-26	1	50	2.1943	15	109.72	16.46	126.17
KZ436	E	ENKELEBANTW	5506944350 DLAMINI KHOHLWANGEZAKHE	SSE024005	60	Mar-26	1	50	2.1943	15	109.72	16.46	126.17
KZ436	HIM	HIMEVILLE	5522958064 DLAMINI NOMAZULU	HIM13015	20	Mar-26	1	50	2.1943	15	109.72	16.46	126.17
KZ436	HIM	HIMEVILLE	5549528501 MBANJWA ZISHU	HIM13078	20	Mar-26	1	50	2.1943	15	109.72	16.46	126.17
KZ436	67SMR	STEPMORE	5575029206 DLAMINI ANAASTASIA	STB012020	20	Mar-26	1	50	2.1943	15	109.72	16.46	126.17
KZ436	67HLA	HLANGANANI	5591866076 KHUBONI SUKANI WILBROAD	HLA28H48	20	Mar-26	1	50	2.1943	15	109.72	16.46	126.17
KZ436	67PAU	AMAKUZA	5591677710 PHUNGULA NOSIPHO	PAU13H232	20	Mar-26	1	50	2.1943	15	109.72	16.46	126.17
KZ436	67HLA	HLANGANANI	5592708996 DLAMINI SINDISWA	HLA30H13	20	Mar-26	1	50	2.1943	15	109.72	16.46	126.17
KZ436	67HLA	HLANGANANI	5592816930 DLAMINI SINDISWA	HLA31H17	20	Mar-26	1	50	2.1943	15	109.72	16.46	126.17
KZ436	67HLA	HLANGANANI	5594500743 DLAMINI MFUNDISI KAIZER	HLA47H7	20	Mar-26	1	50	2.1943	15	109.72	16.46	126.17
KZ436	67HLA	HLANGANANI	5594935784 LANGA LUNGILENI	HLA52H5	20	Mar-26	1	50	2.1943	15	109.72	16.46	126.17
KZ436	67HLA	HLANGANANI	5595597445 SHEZI ROBERT	HLA53H1	20	Mar-26	1	50	2.1943	15	109.72	16.46	126.17
KZ436	67HLA	HLANGANANI	5595830295 LANGA CYNTHIA	HLA55H8	20	Mar-26	1	50	2.1943	15	109.72	16.46	126.17
KZ436	67HLA	HLANGANANI	5596194077 LANGA THANDIWE ALBERTINA	HLA56H3	20	Mar-26	1	50	2.1943	15	109.72	16.46	126.17
KZ436	67HLA	HLANGANANI	5597538792 MBANJWA CATHERINA	HLA51H8	20	Mar-26	1	50	2.1943	15	109.72	16.46	126.17
KZ436	67HLA	HLANGANANI	5599763416 NZIMANDE SIPHO	HLA54H6	20	Mar-26	1	50	2.1943	15	109.72	16.46	126.17
KZ436	67HLA	HLANGANANI	5600191899 MBANJWA BHULABHULA	HLA43H21	20	Mar-26	1	50	2.1943	15	109.72	16.46	126.17
KZ436	67PMT	MQATSHENI	5611573227 SOSIBO BAQIPHILE	PMT7H18	20	Mar-26	1	50	2.1943	15	109.72	16.46	126.17

KZ436	67PMT	MQATSHENI	5615488349	MIYA BUSISIWE	PMT7H20	20	Mar-26	1	50	2.1943	15	109.72	16.46	126.17
KZ436	67PMT	NOMANDLOVU	5629963203	MADYA NOKWANDA RITTA	PSK4H2 SOKHE	60	Mar-26	1	50	2.1943	15	109.72	16.46	126.17
KZ436	NK	NKUMBA	5646897785	DLAMINI G	NK9H6	60	Mar-26	1	50	2.1943	15	109.72	16.46	126.17
KZ436	67PAU	AMAKUZA	5680918498	XOLO PHINDILE MAUREEN	PAU52H200	20	Mar-26	1	50	2.1943	15	109.72	16.46	126.17
KZ436	67PMT	MQATSHENI	5704310857	MOLEFE MAKHESHE TRYIZA	PMT8H13	20	Mar-26	1	50	2.1943	15	109.72	16.46	126.17
KZ436	E	ENKELEBANTW	5729574252	DLAMINI T	E0084	60	Mar-26	1	50	2.1943	15	109.72	16.46	126.17
KZ436	67HLA	HLANGANANI	5738626008	BEKWA NOMAHELA	HLA20138	20	Mar-26	1	50	2.1943	15	109.72	16.46	126.17
KZ436	67RCTR	CREIGHTON PR	5751851370	IMTOLO ETHEL DUDUZILE	RCTR10154	20	Mar-26	1	50	2.1943	15	109.72	16.46	126.17
KZ436	67HLA	HLANGANANI	5755213815	DLADLA MHLABUNZIMA	HLA20427	20	Mar-26	1	50	2.1943	15	109.72	16.46	126.17
KZ436	67PMT	MQATSHENI	5776811059	MSOMI ZANDILE	PMT13H2	20	Mar-26	1	50	2.1943	15	109.72	16.46	126.17
KZ436	E	ENKELEBANTW	5778884045	BELE THEMBILE MAURREN	SSE11H179	60	Mar-26	1	50	2.1943	15	109.72	16.46	126.17
KZ436	67PMT	MQATSHENI	5830472725	DLAMINI SKHUMBULO	PMT14H10	20	Mar-26	1	50	2.1943	15	109.72	16.46	126.17
KZ436	67HLA	HLANGANANI	5837595317	SIKHAKHANE MBONGISENI	HLA19341	20	Mar-26	1	50	2.1943	15	109.72	16.46	126.17
KZ436	67PMT	MQATSHENI	5849119869	MKHIZE MBUTU	PMT15H7	20	Mar-26	1	50	2.1943	15	109.72	16.46	126.17
KZ436	67PBL	BULWER LOW C	5860188992	DLAMINI NOMZAMO	PBL2 H19	20	Mar-26	1	50	2.1943	15	109.72	16.46	126.17
KZ436	67PDY	DONNYBROOKE	5878530423	GOALEKA DAVID	PDY4H27	20	Mar-26	1	50	2.1943	15	109.72	16.46	126.17
KZ436	67PMT	MQATSHENI	5883600948	MKHIZE THUTHURANI	PMT15H12	20	Mar-26	1	50	2.1943	15	109.72	16.46	126.17
KZ436	67PMT	MQATSHENI	5888506855	ZONDI VUYISILE	PMT15H14	20	Mar-26	1	50	2.1943	15	109.72	16.46	126.17
KZ436	67PBL	BULWER LOW C	5919493147	NKOSI BONGINKOSI	PBL2H32	20	Mar-26	1	50	2.1943	15	109.72	16.46	126.17
KZ436	67PMT	MQATSHENI	5926565166	ZONDI PHEWANA	PMT15H19	20	Mar-26	1	50	2.1943	15	109.72	16.46	126.17
KZ436	67PMT	MQATSHENI	5926565166	ZONDI PHEWANA	PMT15H19	20	Mar-26	1	50	2.1943	15	109.72	16.46	126.17
KZ436	67PMT	MQATSHENI	5936031605	DUMA MHAWUKELWA EDMUND	PMT3H8	20	Mar-26	1	50	2.1943	15	109.72	16.46	126.17
KZ436	NZ	NKWEZELE	5938510858	MIYA LIZI	SNK108H77A	20	Mar-26	1	50	2.1943	15	109.72	16.46	126.17
KZ436	67HLA	HLANGANANI	5954342636	MIYA NOMUSA CONSTANCE	HLA201H305	20	Mar-26	1	50	2.1943	15	109.72	16.46	126.17
KZ436	67PAU	AMAKUZA	6018065705	JAMA BHOSIKI LEONARD	PAU2H5	20	Mar-26	1	50	2.1943	15	109.72	16.46	126.17
KZ436	67PMT	NOMANDLOVU	6018065780	MEMELA LINDENI	PNM53H6	20	Mar-26	1	50	2.1943	15	109.72	16.46	126.17
KZ436	67PAU	AMAKUZA	6069382470	ZONDI MAVIS QONDEKILE	PAU7H2	20	Mar-26	1	50	2.1943	15	109.72	16.46	126.17
KZ436	UND	UNDERBERG	6074641737	SHEZI SYDNEY MHLengi	UNB25H54	60	Mar-26	1	50	2.1943	15	109.72	16.46	126.17
KZ436	NZ	NKWEZELE	6132525185	SHEZI SIDUDLA EMMERENCIA	ENZ03704	20	Mar-26	1	50	2.1943	15	109.72	16.46	126.17
KZ436	67PAU	AMAKUZA	6132683816	MNGUNI SAZIZO BERNARD	PAU34H7	20	Mar-26	1	50	2.1943	15	109.72	16.46	126.17
KZ436	67PAU	AMAKUZA	6142280695	MNGUNI LINDOKUHL PRINCE	PAU34H9	20	Mar-26	1	50	2.1943	15	109.72	16.46	126.17
KZ436	NZ	NKWEZELE	6149441748	MTAKA DUMAZILE ELIZABETH	SNK016031	20	Mar-26	1	50	2.1943	15	109.72	16.46	126.17
KZ436	67PAU	AMAKUZA	6151037112	SHEZI SIDUDLA EMMERENCIA	PAU46H18	20	Mar-26	1	50	2.1943	15	109.72	16.46	126.17
KZ436	E	ENKELEBANTW	6154931966	DLADLA C	E0213	60	Mar-26	1	50	2.1943	15	109.72	16.46	126.17
KZ436	67PMT	MQATSHENI	6184452768	NDOLOVU BONISWE	PMT35H1 MQA1	60	Mar-26	1	50	2.1943	15	109.72	16.46	126.17
KZ436	67PAU	AMAKUZA	6206605358	DLAMINI HLENGIWE	PAU56H1	20	Mar-26	1	50	2.1943	15	109.72	16.46	126.17
KZ436	67PHB	HLABENI	6231850871	MIYA BUSISIWE	PHB016011	20	Mar-26	1	50	2.1943	15	109.72	16.46	126.17
KZ436	67PHB	HLABENI	6256053761	NALA MOOYIF	PHB10H118	20	Mar-26	1	50	2.1943	15	109.72	16.46	126.17
KZ436	67PAU	AMAKUZA	6283705288	PHUNGULA BALUNGILE ELSIE	PAU58H17	20	Mar-26	1	50	2.1943	15	109.72	16.46	126.17
KZ436	67PMT	MQATSHENI	6289327766	DUMA KHUPHUKILE	PMT20H16	20	Mar-26	1	50	2.1943	15	109.72	16.46	126.17
KZ436	67PMT	MQATSHENI	6291138060	NGCOBO ESILINA	PMT20H17	20	Mar-26	1	50	2.1943	15	109.72	16.46	126.17
KZ436	67PAU	AMAKUZA	6297687441	DLAMINI BANDILE ANGELDA	PAU58H19	20	Mar-26	1	50	2.1943	15	109.72	16.46	126.17
KZ436	67PBL	BULWER LOW C	6317663966	MCHUNU NOMAKHISIMUSI	PBL4H16	20	Mar-26	1	50	2.1943	15	109.72	16.46	126.17
KZ436	67SMR	STEPMORE	6324234852	MKHIZE PATRICK SIZWE	SMR007001 ST	60	Mar-26	1	50	2.1943	15	109.72	16.46	126.17
KZ436	67PMT	MQATSHENI	6332135202	MVUNDLA NOMPUMELELO	PMT21H5	20	Mar-26	1	50	2.1943	15	109.72	16.46	126.17
KZ436	67PMT	MQATSHENI	6335130505	HLANGU THOLAKELE	PMT21H7	20	Mar-26	1	50	2.1943	15	109.72	16.46	126.17
KZ436	67PMT	MQATSHENI	6340335066	BHENGU BASOLILE	PMT21H12	20	Mar-26	1	50	2.1943	15	109.72	16.46	126.17
KZ436	67PAU	AMAKUZA	6342482768	MTHEMBU SINIKI	PAU115H05	20	Mar-26	1	50	2.1943	15	109.72	16.46	126.17
KZ436	67PMT	MQATSHENI	6354429074	MIYA NOLWAZI	PMT21H18	20	Mar-26	1	50	2.1943	15	109.72	16.46	126.17
KZ436	67PAU	AMAKUZA	6360450421	NZIMANDE JABULILE	PAU117H13	20	Mar-26	1	50	2.1943	15	109.72	16.46	126.17
KZ436	67PAU	AMAKUZA	6362762817	NZIMANDE SITHEMBISO	PAU117H14	20	Mar-26	1	50	2.1943	15	109.72	16.46	126.17
KZ436	67PMT	MQATSHENI	6385664364	LUSWAZI THIBILE	PMT22H7	20	Mar-26	1	50	2.1943	15	109.72	16.46	126.17
KZ436	67RCTR	CREIGHTON PR	6387079370	HAEDE MILDRED	RCTR10166	20	Mar-26	1	50	2.1943	15	109.72	16.46	126.17
KZ436	67PAU	AMAKUZA	6387199888	SHEZI TJULE	PAU120H10	20	Mar-26	1	50	2.1943	15	109.72	16.46	126.17
KZ436	67PMT	MQATSHENI	6388506319	SHEZI NZIMBILI	PMT22H8	20	Mar-26	1	50	2.1943	15	109.72	16.46	126.17
KZ436	67PAU	AMAKUZA	6390110503	MIYA THOLWAPHI	PAU60H12	20	Mar-26	1	50	2.1943	15	109.72	16.46	126.17
KZ436	E	ENKELEBANTW	6394910170	KHUBONI B	E0194	60	Mar-26	1	50	2.1943	15	109.72	16.46	126.17
KZ436	67PAU	AMAKUZA	6411706334	MNYOSI NGENZENI GENEROSA	PAU60H16	20	Mar-26	1	50	2.1943	15	109.72	16.46	126.17
KZ436	67PHB	HLABENI	6426168611	MBATHA BONGANI	PHB021008	20	Mar-26	1	50	2.1943	15	109.72	16.46	126.17

KZ436	67PMT	MQATSHENI	6442776191	CHAOWE AUDREW	PMT23H6	20	Mar-26	1	50	2.1943	15	109.72	16.46	126.17
KZ436	67PMT	MQATSHENI	6459863038	MKWENA MBELEKLEWA PHILLIP	PMT23H13	20	Mar-26	1	50	2.1943	15	109.72	16.46	126.17
KZ436	67PMT	MQATSHENI	6479611109	DUMA LUCKY	PMT24H3	20	Mar-26	1	50	2.1943	15	109.72	16.46	126.17
KZ436	67SIZ	SIZANENJANA H	6487388979	KHENISA ZIBUYILE ANNATORIA	SIZ1H12	20	Mar-26	1	50	2.1943	15	109.72	16.46	126.17
KZ436	67PMT	MQATSHENI	6492699451	MJWARA BONGANI	PMT24H5	20	Mar-26	1	50	2.1943	15	109.72	16.46	126.17
KZ436	67HLA	HLANGANANI	6498877956	MIYA SEBENZANI	HLA20131	20	Mar-26	1	50	2.1943	15	109.72	16.46	126.17
KZ436	67PMT	MQATSHENI	6501471334	FUNDA PATRIC BERTAN	PMT3H38	20	Mar-26	1	50	2.1943	15	109.72	16.46	126.17
KZ436	67SIZ	SIZANENJANA H	6505412969	KHANISA BAJABISE GIRLIE	SIZ1H16	20	Mar-26	1	50	2.1943	15	109.72	16.46	126.17
KZ436	67SIZ	SIZANENJANA H	6510135407	KHENISA RICHARD MTHOKOZISI	SIZ1H17	20	Mar-26	1	50	2.1943	15	109.72	16.46	126.17
KZ436	67HLA	HLANGANANI	6532012123	CHIVA MDUDUZI	HLA20513	20	Mar-26	1	50	2.1943	15	109.72	16.46	126.17
KZ436	67HLA	HLANGANANI	6544287213	MELELA SYLVIA	HLA19314	20	Mar-26	1	50	2.1943	15	109.72	16.46	126.17
KZ436	67PMT	MQATSHENI	6555184475	MBINGWA BONAKELE	PMT25H6	20	Mar-26	1	50	2.1943	15	109.72	16.46	126.17
KZ436	67PMT	MQATSHENI	6557657056	MBONGWA DELI	PMT25H7	20	Mar-26	1	50	2.1943	15	109.72	16.46	126.17
KZ436	67SMR	STEPMORE	6624557944	MOTLONGU SEKUTU	SMR15007	20	Mar-26	1	50	2.1943	15	109.72	16.46	126.17
KZ436	67PBL	BULWER LOW C	6636295067	SHELEMBE NONHLANHLA	PBL5H30	20	Mar-26	1	50	2.1943	15	109.72	16.46	126.17
KZ436	UND	UNDERBERG	6653097180	NDLOVU JOHNSON	UNB25035	20	Mar-26	1	50	2.1943	15	109.72	16.46	126.17
KZ436	67HLA	HLANGANANI	6658230113	MBANUWA NOZAMANI MARIA	HLA49H5	20	Mar-26	1	50	2.1943	15	109.72	16.46	126.17
KZ436	67PAU	AMAKUZA	6689662119	MJWARA NOTHANDO PRUDENCE	PAU169H100	20	Mar-26	1	50	2.1943	15	109.72	16.46	126.17
KZ436	67DNB	DONNYBROOK	6666892427	DLAMINI NONHLANHLA NTOMBI	PSK9H22	20	Mar-26	1	50	2.1943	15	109.72	16.46	126.17
KZ436	67PAU	AMAKUZA	6692620026	DLAMINI NOKWAZI VERONICA	PAU57H101	20	Mar-26	1	50	2.1943	15	109.72	16.46	126.17
KZ436	67PPL	PITELA	6710267198	DLANGISA NOMDAGASANE	PPL2H3	20	Mar-26	1	50	2.1943	15	109.72	16.46	126.17
KZ436	67PMT	MQATSHENI	6734185809	MAJOZI VIRGINIA	PMT28H17	20	Mar-26	1	50	2.1943	15	109.72	16.46	126.17
KZ436	67HLA	HLANGANANI	6738528015	NZIMANDE LINDELEZI	HLA23H6	20	Mar-26	1	50	2.1943	15	109.72	16.46	126.17
KZ436	67HLA	HLANGANANI	6742448318	NZIMANDE FRANCIS	HLA23H12	20	Mar-26	1	50	2.1943	15	109.72	16.46	126.17
KZ436	67HLA	HLANGANANI	6745483544	LANGA SINDY PROTASIA	HLA23H14	20	Mar-26	1	50	2.1943	15	109.72	16.46	126.17
KZ436	67HLA	HLANGANANI	6745985095	DLUNGWANE TIBHI DESOLERIA	HLA23H15	20	Mar-26	1	50	2.1943	15	109.72	16.46	126.17
KZ436	67HLA	HLANGANANI	6767389045	DLAMINI MICHAEL	HLA23H36	20	Mar-26	1	50	2.1943	15	109.72	16.46	126.17
KZ436	67PMT	MQATSHENI	6775050556	MNCABE THEMINKOSI	PMT29H6	20	Mar-26	1	50	2.1943	15	109.72	16.46	126.17
KZ436	HIM	HIMEVILLE	6775387694	INGCOBO DUDUZILE	HIM13040	20	Mar-26	1	50	2.1943	15	109.72	16.46	126.17
KZ436	67HLA	HLANGANANI	6779610647	MDUNA VENANTIA SIMANGELE	HLA25H5	20	Mar-26	1	50	2.1943	15	109.72	16.46	126.17
KZ436	67PAU	AMAKUZA	6780753136	MADIKIZELA YUMANI	PAU134H19	20	Mar-26	1	50	2.1943	15	109.72	16.46	126.17
KZ436	67HLA	HLANGANANI	6790152751	DLAMINI ELIZABETH NTOMBI	HLA25H12	20	Mar-26	1	50	2.1943	15	109.72	16.46	126.17
KZ436	67HLA	HLANGANANI	6794108934	LANGA FISANI	HLA26H4	20	Mar-26	1	50	2.1943	15	109.72	16.46	126.17
KZ436	67PMT	MQATSHENI	6807965312	MAJOZI THENJIWE	PMT29H14	20	Mar-26	1	50	2.1943	15	109.72	16.46	126.17
KZ436	67HLA	HLANGANANI	6816742250	ZONDI BENGAZI HOMISTAH	HLA27H7	20	Mar-26	1	50	2.1943	15	109.72	16.46	126.17
KZ436	67HLA	HLANGANANI	6819434194	NZIMANDE FISIWE GRACIA	HLA27H8	20	Mar-26	1	50	2.1943	15	109.72	16.46	126.17
KZ436	67HLA	HLANGANANI	6824167624	GAMEDO KHETHIWE EUNICE	HLA27H14	20	Mar-26	1	50	2.1943	15	109.72	16.46	126.17
KZ436	67PMT	MQATSHENI	6834822221	NGUBO MBOKODO	HLA19226	20	Mar-26	1	50	2.1943	15	109.72	16.46	126.17
KZ436	67PMT	MQATSHENI	6835676032	MAKATINI THEMINKOSI	PMT29H24	20	Mar-26	1	50	2.1943	15	109.72	16.46	126.17
KZ436	67HLA	HLANGANANI	6850234305	MBANUWA BENZELENI THEM BENI	HLA28H24	20	Mar-26	1	50	2.1943	15	109.72	16.46	126.17
KZ436	67PMT	MQATSHENI	6859345756	MAJOZI JOHNSON SIBUSISO	PMT30H6	20	Mar-26	1	50	2.1943	15	109.72	16.46	126.17
KZ436	67HLA	HLANGANANI	6859482846	GCABA THOLAKELE	HLA28H36	20	Mar-26	1	50	2.1943	15	109.72	16.46	126.17
KZ436	67HLA	HLANGANANI	6870770802	NZIMANDE BONGINKOSI	HLA30H5	20	Mar-26	1	50	2.1943	15	109.72	16.46	126.17
KZ436	67HLA	HLANGANANI	6871284161	CELE J	HLA198032B RF	20	Mar-26	1	50	2.1943	15	109.72	16.46	126.17
KZ436	UND	UNDERBERG	6874466407	SHEZI BUKANI	UNB25056	20	Mar-26	1	50	2.1943	15	109.72	16.46	126.17
KZ436	67PMT	MQATSHENI	6881848808	MELELA GLAYS	PMT30H10	20	Mar-26	1	50	2.1943	15	109.72	16.46	126.17
KZ436	67PAU	AMAKUZA	6883884645	NTOMBIFIKILE MTHEMBU	PAU129H3	20	Mar-26	1	50	2.1943	15	109.72	16.46	126.17
KZ436	67PAU	AMAKUZA	6886208949	THENGAME HADEBE	PAU129H14	20	Mar-26	1	50	2.1943	15	109.72	16.46	126.17
KZ436	67PAU	AMAKUZA	6887289738	BUYSIWE DLAMINI	PAU129H21	20	Mar-26	1	50	2.1943	15	109.72	16.46	126.17
KZ436	67PAU	AMAKUZA	6889010230	GQINU MAZEDALA	PAU129H29	20	Mar-26	1	50	2.1943	15	109.72	16.46	126.17
KZ436	67PAU	AMAKUZA	6889334082	KHOLISILE SHOBA	PAU129H30	20	Mar-26	1	50	2.1943	15	109.72	16.46	126.17
KZ436	67PMT	MQATSHENI	6890637195	INGCOBO NOMASANI	PMT30H14	20	Mar-26	1	50	2.1943	15	109.72	16.46	126.17
KZ436	67PMT	MQATSHENI	6894610299	NDLOVU THOLAKELE FRIEDAH	PMT30H15 MQA	20	Mar-26	1	50	2.1943	15	109.72	16.46	126.17
KZ436	67HLA	HLANGANANI	6897080987	NZIMANDE ZINCANYANA PETRONELL	HLA31H3	20	Mar-26	1	50	2.1943	15	109.72	16.46	126.17
KZ436	67HLA	HLANGANANI	6903747340	DLAMINI ZAMMALETHU	HLA31H15	20	Mar-26	1	50	2.1943	15	109.72	16.46	126.17
KZ436	67PMT	MQATSHENI	6904376829	NGCOBO SITHEMBISO	PMT31H2	20	Mar-26	1	50	2.1943	15	109.72	16.46	126.17
KZ436	NZ	NKWEZELE	6908244581	CEKWANA CYNTHESIA BUKIWE	SNK064040	20	Mar-26	1	50	2.1943	15	109.72	16.46	126.17
KZ436	67SIZ	SIZANENJANA H	6908365582	ZONDI THOLWENI FLORENCIA	SIZ9H36	20	Mar-26	1	50	2.1943	15	109.72	16.46	126.17

KZ436	67PMT	MQATSHENI	6910277865	LUSWAZI THOBEKA	PMT31H4	20	Mar-26	1	50	2,1943	15	109,72	16,46	126,17
KZ436	67HLA	HLANGANANI	6916562377	NZIMANDE BHEKA MOSES	HLA31H30	20	Mar-26	1	50	2,1943	15	109,72	16,46	126,17
KZ436	67HLA	HLANGANANI	6918215967	DLAMINI CONSTANCE	HLA31H39	20	Mar-26	1	50	2,1943	15	109,72	16,46	126,17
KZ436	67HLA	HLANGANANI	6920434579	ZONDI SITEMBISO GRACE	HLA32H1	20	Mar-26	1	50	2,1943	15	109,72	16,46	126,17
KZ436	67HLA	HLANGANANI	6922568903	DLAMINI FNMELLA	HLA32H4	20	Mar-26	1	50	2,1943	15	109,72	16,46	126,17
KZ436	67HLA	HLANGANANI	6927026751	XABA MATHOBI	HLA32H8	20	Mar-26	1	50	2,1943	15	109,72	16,46	126,17
KZ436	67HLA	HLANGANANI	6927240077	KHUBONE MELISWE	HLA32H10	20	Mar-26	1	50	2,1943	15	109,72	16,46	126,17
KZ436	67HLA	HLANGANANI	6929730662	DLAMINI ZANELE	HLA32H12	20	Mar-26	1	50	2,1943	15	109,72	16,46	126,17
KZ436	67PMT	MQATSHENI	6933289276	NAKALIBI MAKATSO	PMT31H11	20	Mar-26	1	50	2,1943	15	109,72	16,46	126,17
KZ436	67HLA	HLANGANANI	6934365293	KHUBONE ZANDILE	HLA32H13	20	Mar-26	1	50	2,1943	15	109,72	16,46	126,17
KZ436	67SIZ	SIZANENJANA H	6942400527	MKHULISI ZILINDILE MARTHA	SIZ10H7	1	50	2,1943	15	109,72	15	109,72	16,46	126,17
KZ436	67HLA	HLANGANANI	6945447799	MJANUWA NOMAVIYO	HLA32H25	20	Mar-26	1	50	2,1943	15	109,72	16,46	126,17
KZ436	67RCRTR	CREIGHTON PR	6950894726	SCHALKWYK JOHN CORNELIUS	RCRTR5H5 LOT 3	60	Mar-26	1	50	2,1943	15	109,72	16,46	126,17
KZ436	67HLA	HLANGANANI	6955888345	BHENGU MDUNAYEZANU	HLA33H7	20	Mar-26	1	50	2,1943	15	109,72	16,46	126,17
KZ436	67HLA	HLANGANANI	6962085391	DLAMINI MZUNGEZWA	HLA33H11	20	Mar-26	1	50	2,1943	15	109,72	16,46	126,17
KZ436	67SIZ	SIZANENJANA H	6969240586	GEBASHE FUNEYAKHE PHILLIOS	SIZ10H20	20	Mar-26	1	50	2,1943	15	109,72	16,46	126,17
KZ436	HIM	HIMEVILLE	6974222647	CHAGWE THULELENI	HIM13055	20	Mar-26	1	50	2,1943	15	109,72	16,46	126,17
KZ436	67PMT	MQATSHENI	6982590362	MAJOZI ZAKITHI	PMT23H4	20	Mar-26	1	50	2,1943	15	109,72	16,46	126,17
KZ436	67HLA	HLANGANANI	6987498294	NZIMANDE PATRIC	HLA37H2	20	Mar-26	1	50	2,1943	15	109,72	16,46	126,17
KZ436	67PEV	PEVENSY	6989236536	ZULU THENGANI	PEV08003	20	Mar-26	1	50	2,1943	15	109,72	16,46	126,17
KZ436	67HLA	HLANGANANI	6989667915	DLAMINI MANDLA	HLA37H9	20	Mar-26	1	50	2,1943	15	109,72	16,46	126,17
KZ436	67PSC	SUN CITY	6990796213	DUMAKUDE SANOLA ANDREAS	PSC17H4	20	Mar-26	1	50	2,1943	15	109,72	16,46	126,17
KZ436	HIM	HIMEVILLE	7004044735	NGCOBO LINDENI	HIM13095 STAN	20	Mar-26	1	50	2,1943	15	109,72	16,46	126,17
KZ436	67HLA	HLANGANANI	7004634111	MVELASE NOKUTHULA CYNTHIA	HLA40H10	20	Mar-26	1	50	2,1943	15	109,72	16,46	126,17
KZ436	67HLA	HLANGANANI	7005419533	MBANUWA MZIBENI MZWEWENKOSI	HLA41H1	20	Mar-26	1	50	2,1943	15	109,72	16,46	126,17
KZ436	67PQA	MAHWAQA	7015089438	NGUBO JEFFERY	PEV18H42	20	Mar-26	1	50	2,1943	15	109,72	16,46	126,17
KZ436	67PQA	MAHWAQA	7016234457	MIYA PIANCIA NOBULELO	PEV5H31	20	Mar-26	1	50	2,1943	15	109,72	16,46	126,17
KZ436	67HLA	HLANGANANI	7020400365	MAGOSO MLUNGISI CHRISTOPHER	HLA42H10	20	Mar-26	1	50	2,1943	15	109,72	16,46	126,17
KZ436	NK	NKUMBA	7021301473	MNCWABE THULANI	NK0026	60	Mar-26	1	50	2,1943	15	109,72	16,46	126,17
KZ436	67HLA	HLANGANANI	7030163901	CHIVA EUNICE NTOMBIZODWA	HLA42H18	20	Mar-26	1	50	2,1943	15	109,72	16,46	126,17
KZ436	HIM	HIMEVILLE	7036873053	SHEZI ALBERTINA	HIM13045	20	Mar-26	1	50	2,1943	15	109,72	16,46	126,17
KZ436	67HLA	HLANGANANI	7047505269	SOSIBO PATRICIA BAZAMILE	HLA43H12	20	Mar-26	1	50	2,1943	15	109,72	16,46	126,17
KZ436	67PAU	AMAKUZA	7047424207	DLAMINI NZOBO	PAU5H25	20	Mar-26	1	50	2,1943	15	109,72	16,46	126,17
KZ436	67HLA	HLANGANANI	7063511291	MBANUWA NCAMSILE FLORENCE	HLA43H23	20	Mar-26	1	50	2,1943	15	109,72	16,46	126,17
KZ436	E	ENKELEBANTW	7074254081	MOFOKENG TESSA	SSE61H2	20	Mar-26	1	50	2,1943	15	109,72	16,46	126,17
KZ436	67HLA	HLANGANANI	7079160579	MNGUNI HLENGIWE PRINCESS	HLA46H1	20	Mar-26	1	50	2,1943	15	109,72	16,46	126,17
KZ436	E	ENKELEBANTW	7083492353	NGCOBO M	E0081	60	Mar-26	1	50	2,1943	15	109,72	16,46	126,17
KZ436	67HLA	HLANGANANI	7085187415	MBANUWA NOMBO ANNACILETA	HLA46H10	20	Mar-26	1	50	2,1943	15	109,72	16,46	126,17
KZ436	67HLA	HLANGANANI	7093965818	MBANUWA SIZENI ALEXIA	HLA47H3	20	Mar-26	1	50	2,1943	15	109,72	16,46	126,17
KZ436	67HLA	HLANGANANI	7096299370	MBANUWA SPHUMILE	HLA47H8	20	Mar-26	1	50	2,1943	15	109,72	16,46	126,17
KZ436	67HLA	HLANGANANI	7102497326	MBANUWA FUNOKWAKHE WELCOME	HLA47H13	20	Mar-26	1	50	2,1943	15	109,72	16,46	126,17
KZ436	HIM	HIMEVILLE	7114450678	HLANGEPHI BONANI	HIM13030	20	Mar-26	1	50	2,1943	15	109,72	16,46	126,17
KZ436	67HLA	HLANGANANI	7117136721	MBANUWA XOLISILE	HLA48H10	20	Mar-26	1	50	2,1943	15	109,72	16,46	126,17
KZ436	67HLA	HLANGANANI	7130338716	MBANUWA VELILE ZIBONGILE	HLA48H8	20	Mar-26	1	50	2,1943	15	109,72	16,46	126,17
KZ436	67HLA	HLANGANANI	7133179763	MBANUWA ZUMEKILE	HLA49H7	20	Mar-26	1	50	2,1943	15	109,72	16,46	126,17
KZ436	67HLA	HLANGANANI	7143385192	NDWALANE LANDIWE PROTASIA	HLA50H7 HLAN	20	Mar-26	1	50	2,1943	15	109,72	16,46	126,17
KZ436	67HLA	HLANGANANI	7146786906	ZUMA LANDIWE ANNATORIA	HLA50H12	20	Mar-26	1	50	2,1943	15	109,72	16,46	126,17
KZ436	67HLA	HLANGANANI	7147339274	ZUMA PRESSILLA	HLA50H13	20	Mar-26	1	50	2,1943	15	109,72	16,46	126,17
KZ436	67HLA	HLANGANANI	7161347515	NDWALANE GOONESS	HLA51H14	20	Mar-26	1	50	2,1943	15	109,72	16,46	126,17
KZ436	67HLA	HLANGANANI	7162511397	MLITWA MDUDUZI	HLA51H17	20	Mar-26	1	50	2,1943	15	109,72	16,46	126,17
KZ436	67PPL	PITELA	7168071400	NOHLALI DOLLY	PPL3H2	20	Mar-26	1	50	2,1943	15	109,72	16,46	126,17
KZ436	67HLA	HLANGANANI	7174614624	NDWALANE PRISCA BONGEKILE	HLA41H15	20	Mar-26	1	50	2,1943	15	109,72	16,46	126,17
KZ436	67HLA	HLANGANANI	7175281908	ZONDI NOMCWANE	HLA52H16	20	Mar-26	1	50	2,1943	15	109,72	16,46	126,17
KZ436	67HLA	HLANGANANI	7177042565	SHELEMBE BAKHETHILE	HLA52H17	20	Mar-26	1	50	2,1943	15	109,72	16,46	126,17
KZ436	67HLA	HLANGANANI	7184668810	NGCOBO PHAMBUKILE	HLA20421	20	Mar-26	1	50	2,1943	15	109,72	16,46	126,17
KZ436	67HLA	HLANGANANI	7197163256	MHLONGO THULISILE ANNATORIA	HLA54H3	20	Mar-26	1	50	2,1943	15	109,72	16,46	126,17
KZ436	67HLA	HLANGANANI	7197902336	SOWELA NOSIPHO A	HLA54H4	20	Mar-26	1	50	2,1943	15	109,72	16,46	126,17
KZ436	67PAU	AMAKUZA	7200768709	SHOBA SINDSWA LETHIWE NOKUTHI	PAU54H2	20	Mar-26	1	50	2,1943	15	109,72	16,46	126,17
KZ436	67HLA	HLANGANANI	7205260333	SOSIBO HEIMRETTA SINDSIWE	HLA55H3	20	Mar-26	1	50	2,1943	15	109,72	16,46	126,17

KZ436	67HLA	HLANGANANI	7210124087	MOKUBUNA BUSISIWE NONORATTA	HLA55H9	20	Mar-26	1	50	2.1943	15	109.72	16.46	126.17
KZ436	67HLA	HLANGANANI	7215419649	ZUMA PHATHEKILE PELAGRINA	HLA58H10	20	Mar-26	1	50	2.1943	15	109.72	16.46	126.17
KZ436	67HLA	HLANGANANI	7216445498	DLAMINI ALEXIA ZANELE	HLA57H1	20	Mar-26	1	50	2.1943	15	109.72	16.46	126.17
KZ436	67HLA	HLANGANANI	7218602616	DLAMINI THOKO MARIA	HLA57H6	20	Mar-26	1	50	2.1943	15	109.72	16.46	126.17
KZ436	67HLA	HLANGANANI	7218602616	DLAMINI THOKO MARIA	HLA57H6	20	Mar-26	1	50	2.1943	15	109.72	16.46	126.17
KZ436	67PAU	AMAKUZA	7222324040	ZONDI PHUMZILE	PAU171H03	20	Mar-26	1	50	2.1943	15	109.72	16.46	126.17
KZ436	67PAU	AMAKUZA	7223306066	MKIZE KWENZEKILE	PAU171H12	20	Mar-26	1	50	2.1943	15	109.72	16.46	126.17
KZ436	67PAU	AMAKUZA	7222268524	SHKEZI KHULUMILE PAULINA	PAU172H02	20	Mar-26	1	50	2.1943	15	109.72	16.46	126.17
KZ436	67PAU	AMAKUZA	7236709657	NENE VEZI	PAU172H08	20	Mar-26	1	50	2.1943	15	109.72	16.46	126.17
KZ436	67PAU	AMAKUZA	7230465010	MBATHA NGAKHEPHI	PAU172H14	20	Mar-26	1	50	2.1943	15	109.72	16.46	126.17
KZ436	67SIZ	SIZANENJANA H	7242978414	MAZIBUKO ZIKHETHILE SARAPHINA	SIZ14H12	20	Mar-26	1	50	2.1943	15	109.72	16.46	126.17
KZ436	67PAU	AMAKUZA	7260635375	RADEBE SDE NINIZILE	PAU175H08	20	Mar-26	1	50	2.1943	15	109.72	16.46	126.17
KZ436	67PAU	AMAKUZA	7273945210	MAJULA SANELE	PAU175H11	20	Mar-26	1	50	2.1943	15	109.72	16.46	126.17
KZ436	67PAU	AMAKUZA	7271374446	JAMA KHATHAZILE	PAU175H12	20	Mar-26	1	50	2.1943	15	109.72	16.46	126.17
KZ436	67PAU	AMAKUZA	7272686070	JAMA QUILTY ANNASTASIA	PAU175H13	20	Mar-26	1	50	2.1943	15	109.72	16.46	126.17
KZ436	67PAU	AMAKUZA	7279556900	SHEZI SIYABONGA MZWANDILE	PAU175H17	20	Mar-26	1	50	2.1943	15	109.72	16.46	126.17
KZ436	67PAU	AMAKUZA	7281436206	DLAMINI BONGEKILE	PAU40H12	20	Mar-26	1	50	2.1943	15	109.72	16.46	126.17
KZ436	67PAU	AMAKUZA	7283526946	MEMELA BONGEKILE PROTASIA	PAU43H31	20	Mar-26	1	50	2.1943	15	109.72	16.46	126.17
KZ436	67SIZ	SIZANENJANA H	7289972592	BASI NONHLANHLA SYLVIA	SIZ14H25	20	Mar-26	1	50	2.1943	15	109.72	16.46	126.17
KZ436	67PAU	AMAKUZA	7292683586	DIDI NONCEBA	HLA31H40	20	Mar-26	1	50	2.1943	15	109.72	16.46	126.17
KZ436	67PAU	AMAKUZA	7291682412	MADONDA KHOLISILE	HLA35H38	20	Mar-26	1	50	2.1943	15	109.72	16.46	126.17
KZ436	67PSZ	SANDANEZWEN	7302621677	JILI BAZUKULE	PS2002046	20	Mar-26	1	50	2.1943	15	109.72	16.46	126.17
KZ436	67PAU	AMAKUZA	7307117063	DLAMINI LINDANI	HLA34H06	20	Mar-26	1	50	2.1943	15	109.72	16.46	126.17
KZ436	QU	QUMENI 1	7333674486	MEMELA DUMISANE GEORGE	SQ011029	20	Mar-26	1	50	2.1943	15	109.72	16.46	126.17
KZ436	HIM	HIMEVILLE	7345239828	MBANUWA LINDENI	HIM13019	20	Mar-26	1	50	2.1943	15	109.72	16.46	126.17
KZ436	67PSZ	SANDANEZWEN	7347923874	MNDAWUNI FIKELPHELI ELIZABETH	PS2003004	20	Mar-26	1	50	2.1943	15	109.72	16.46	126.17
KZ436	67SIZ	SIZANENJANA H	7365689031	DLUDLU MKHASHAWA PHILLIP	SIZ15H12	20	Mar-26	1	50	2.1943	15	109.72	16.46	126.17
KZ436	67SIZ	SIZANENJANA H	7369740550	MKHULISI NOMATHEMBU PHILPA	SIZ15H16	20	Mar-26	1	50	2.1943	15	109.72	16.46	126.17
KZ436	67HLA	HLANGANANI	7382815103	NJULO MATHILI	HLA19722	20	Mar-26	1	50	2.1943	15	109.72	16.46	126.17
KZ436	67SIZ	SIZANENJANA H	7441176824	MAZIBUKO GLADNESS NOMATHAMSA	SIZ17H8	20	Mar-26	1	50	2.1943	15	109.72	16.46	126.17
KZ436	67SIZ	SIZANENJANA H	7441274785	MAZIBUKO SLINDILE WENDY	SIZ17H9	20	Mar-26	1	50	2.1943	15	109.72	16.46	126.17
KZ436	67PMT	MQATSHENI	7441344073	MEMELA BONISILE CLEMENTINE	PMT24H39	20	Mar-26	1	50	2.1943	15	109.72	16.46	126.17
KZ436	67PMT	MQATSHENI	7442231434	MADLALA HADIO IRENE	PMT12H36	20	Mar-26	1	50	2.1943	15	109.72	16.46	126.17
KZ436	67PMT	MQATSHENI	7443914837	DUMA MANDLENKOSI LINDA	PMT23H43	20	Mar-26	1	50	2.1943	15	109.72	16.46	126.17
KZ436	67HLA	HLANGANANI	7454045930	DLAMINI BHEKI	HLA20603	20	Mar-26	1	50	2.1943	15	109.72	16.46	126.17
KZ436	67PMT	MQATSHENI	7458059454	MIYA NTANTI	PMT3H36	20	Mar-26	1	50	2.1943	15	109.72	16.46	126.17
KZ436	67SIZ	SIZANENJANA H	7478565223	MKHULISE NONYAMEZELO EVELYN	SIZ18H9	20	Mar-26	1	50	2.1943	15	109.72	16.46	126.17
KZ436	67SMR	STEPMORE	7490702284	DAWE NOMATHEMBA REGINA	PS2003047	20	Mar-26	1	50	2.1943	15	109.72	16.46	126.17
KZ436	67PTVY	TARVALY S1	7490909668	XABA FUNANI	PTY3H32	20	Mar-26	1	50	2.1943	15	109.72	16.46	126.17
KZ436	67PAU	AMAKUZA	7519013913	INTSHIZA MOZO LENA	PAU3H9	20	Mar-26	1	50	2.1943	15	109.72	16.46	126.17
KZ436	67PAU	AMAKUZA	7536183744	SHOBA BALO BATHULISE	PAU3H14	20	Mar-26	1	50	2.1943	15	109.72	16.46	126.17
KZ436	67SMR	STEPMORE	7542110668	KHUMALO ZIBUYILE	SMR008039 ST	20	Mar-26	1	50	2.1943	15	109.72	16.46	126.17
KZ436	67PAU	AMAKUZA	7570364041	DLAMINI CRESENTIA BUZANI	PAU24H2	20	Mar-26	1	50	2.1943	15	109.72	16.46	126.17
KZ436	QU	QUMENI 1	7584206976	SONDEZI ESTHER	SQ13H15	20	Mar-26	1	50	2.1943	15	109.72	16.46	126.17
KZ436	67PAU	AMAKUZA	7592362750	CHAGWE BHUNGU ALFOS	PAU4H9	20	Mar-26	1	50	2.1943	15	109.72	16.46	126.17
KZ436	67PSZ	SANDANEZWEN	7593356594	MAGUBANE FIKILE ROSEMARY	PS2004015	20	Mar-26	1	50	2.1943	15	109.72	16.46	126.17
KZ436	67HLA	HLANGANANI	7599139624	DIDI MBONGENI QINISIKHAYE	HLA101H9	20	Mar-26	1	50	2.1943	15	109.72	16.46	126.17
KZ436	67HLA	HLANGANANI	7600073109	DLAMINI PHOZA THOLAKALE	HLA101H10	20	Mar-26	1	50	2.1943	15	109.72	16.46	126.17
KZ436	67QSE	QULASHE S1	7622694226	MUTHWA NOKUZOLA PRUDENCE	QSE11H54	20	Mar-26	1	50	2.1943	15	109.72	16.46	126.17
KZ436	67DNE	DONNYBROOK	7627815774	SITHOLE NONTSIKELELO L'WANDWE	STB11H49	20	Mar-26	1	50	2.1943	15	109.72	16.46	126.17
KZ436	67PAU	AMAKUZA	7626999154	PHUNGULA PAULUS	PAU4H22	20	Mar-26	1	50	2.1943	15	109.72	16.46	126.17
KZ436	67PAU	AMAKUZA	7664958123	SHOBA DELANI	PAU8H7 H05	20	Mar-26	1	50	2.1943	15	109.72	16.46	126.17
KZ436	67PAU	AMAKUZA	7665062100	SHOBA MKHUZENI AARON	PAU8H8	20	Mar-26	1	50	2.1943	15	109.72	16.46	126.17
KZ436	67PAU	AMAKUZA	7687813217	NOBTSHELA MBULELO	PAU87H6	20	Mar-26	1	50	2.1943	15	109.72	16.46	126.17
KZ436	67PAU	AMAKUZA	7688747804	IMTOLO MZAMANI	PAU87H7	20	Mar-26	1	50	2.1943	15	109.72	16.46	126.17
KZ436	67PAU	AMAKUZA	7691608418	DLAMINI BONGEKILE	PAU87H10	20	Mar-26	1	50	2.1943	15	109.72	16.46	126.17
KZ436	67PAU	AMAKUZA	7697101834	MAGOSO BABHEKILE CORNELIA	PAU9H10	20	Mar-26	1	50	2.1943	15	109.72	16.46	126.17
KZ436	67PAU	AMAKUZA	7703137647	INDABAKHE MADELA ZIKODE	PAU147H2	20	Mar-26	1	50	2.1943	15	109.72	16.46	126.17
KZ436	67PAU	AMAKUZA	7705486902	MARY THULELENI MBANUWA	PAU146H4	20	Mar-26	1	50	2.1943	15	109.72	16.46	126.17

KZ436	67PAU	AMAKUZA	7706042878	BUKSILE ZIKODE	PAU146H10	20	Mar-26	1	50	2.1943	15	109.72	16.46	126.17
KZ436	67PAU	AMAKUZA	7709194796	FIKILE SHEZI	PAU163H21	20	Mar-26	1	50	2.1943	15	109.72	16.46	126.17
KZ436	67PEV	PEVENSY	7710033444	TSEHEZI ANGELICUS	PEV06013	60	Mar-26	1	50	2.1943	15	109.72	16.46	126.17
KZ436	67PAU	AMAKUZA	7710538308	ZANDILE MBANJWA	PAU163H29	20	Mar-26	1	50	2.1943	15	109.72	16.46	126.17
KZ436	67PAU	AMAKUZA	7711720507	HLENGWE ZIKODE	PAU162H5	20	Mar-26	1	50	2.1943	15	109.72	16.46	126.17
KZ436	67HLA	HLANGANANI	77191217787	GAMED EESTHER	HLA201H161 TF	20	Mar-26	1	50	2.1943	15	109.72	16.46	126.17
KZ436	67HLA	HLANGANANI	77191217787	GAMED EESTHER	HLA201H161 TF	20	Mar-26	1	50	2.1943	15	109.72	16.46	126.17
KZ436	67PAU	AMAKUZA	7719872480	SHOBA PHINDILE	PAU089H10	20	Mar-26	1	50	2.1943	15	109.72	16.46	126.17
KZ436	67PAU	AMAKUZA	7719885122	ZININGI NZIMANDE	PAU143H6	20	Mar-26	1	50	2.1943	15	109.72	16.46	126.17
KZ436	67PAU	AMAKUZA	7720237944	BADANILE CHRISTINA NZIMANDE	PAU143H7	20	Mar-26	1	50	2.1943	15	109.72	16.46	126.17
KZ436	67PAU	AMAKUZA	7722398031	MATABANE ISAYA ZIKODE	PAU144H14	20	Mar-26	1	50	2.1943	15	109.72	16.46	126.17
KZ436	67PAU	AMAKUZA	7723310385	NOMATHEMBA MNDALI	PAU149H8	20	Mar-26	1	50	2.1943	15	109.72	16.46	126.17
KZ436	67PAU	AMAKUZA	7723484017	NOKUBONGA MNDALI	PAU149H9	20	Mar-26	1	50	2.1943	15	109.72	16.46	126.17
KZ436	67PAU	AMAKUZA	7723944341	BALUNGILE NOXOLO MNDALI	PAU149H10	20	Mar-26	1	50	2.1943	15	109.72	16.46	126.17
KZ436	67PAU	AMAKUZA	7725623459	NTOMBIZODWA BEATA SOSIBO	PAU161H22	20	Mar-26	1	50	2.1943	15	109.72	16.46	126.17
KZ436	67PAU	AMAKUZA	7726142237	THANDEKA SABELA	PAU161H26	20	Mar-26	1	50	2.1943	15	109.72	16.46	126.17
KZ436	67PAU	AMAKUZA	7727907557	BHEKILIFA MKHIZE	PAU145H11	20	Mar-26	1	50	2.1943	15	109.72	16.46	126.17
KZ436	67PAU	AMAKUZA	7736693898	ZIKODE THEMENI	PAU090H13	20	Mar-26	1	50	2.1943	15	109.72	16.46	126.17
KZ436	67PAU	AMAKUZA	7755989633	SHOBA BACUPHILE	PAU091H14	20	Mar-26	1	50	2.1943	15	109.72	16.46	126.17
KZ436	67PAU	AMAKUZA	7757952064	SHOBA BAHEKILE	PAU091H16	20	Mar-26	1	50	2.1943	15	109.72	16.46	126.17
KZ436	67PAU	AMAKUZA	7770475572	MJWARA NOSANDE	PAU091H19	20	Mar-26	1	50	2.1943	15	109.72	16.46	126.17
KZ436	67PAU	AMAKUZA	7773229235	ZUMA NOMZAMO	PAU092H2	20	Mar-26	1	50	2.1943	15	109.72	16.46	126.17
KZ436	67PAU	AMAKUZA	7773229235	ZUMA NOMZAMO	PAU092H2	20	Mar-26	1	50	2.1943	15	109.72	16.46	126.17
KZ436	67PAU	AMAKUZA	7779580266	SABELA BUSISIWE SILVESTA	PAU048H16	20	Mar-26	1	50	2.1943	15	109.72	16.46	126.17
KZ436	67NCW	AMAGADI NCW	7783113935	MKIZE HUPHEKILE MARTHA	NCW68H20	20	Mar-26	1	50	2.1943	15	109.72	16.46	126.17
KZ436	67PAU	AMAKUZA	7783366266	NTSHIZA NONHLANHLA	PAU092H13	20	Mar-26	1	50	2.1943	15	109.72	16.46	126.17
KZ436	67SMR	STEPMORE	7785008111	DLAMINI SBONGILE AGNES	STB26H32	20	Mar-26	1	50	2.1943	15	109.72	16.46	126.17
KZ436	NZ	NKWEZELE	7785169038	KHAMBULE KHUPHIKANI WILLISON	SSE37H21	20	Mar-26	1	50	2.1943	15	109.72	16.46	126.17
KZ436	67PAU	AMAKUZA	7784666304	KHANYILE THOKOZILE	PAU02H21	20	Mar-26	1	50	2.1943	15	109.72	16.46	126.17
KZ436	67PAU	AMAKUZA	7787912065	MMNGUNI NANA	PAU127H03	20	Mar-26	1	50	2.1943	15	109.72	16.46	126.17
KZ436	67HLA	HLANGANANI	7794420354	XABA ROBERT	HLA197H33	20	Mar-26	1	50	2.1943	15	109.72	16.46	126.17
KZ436	67PAU	AMAKUZA	7794823924	MUYA NTOMBITANKE	PAU093H1	20	Mar-26	1	50	2.1943	15	109.72	16.46	126.17
KZ436	67PAU	AMAKUZA	7799556698	NZIMANDE NOMATHEMBA	PAU093H5	20	Mar-26	1	50	2.1943	15	109.72	16.46	126.17
KZ436	67PPL	PITELA	7810587881	NZIMANDE NOZIZIPO CATHRINE	PAU28H11	20	Mar-26	1	50	2.1943	15	109.72	16.46	126.17
KZ436	67PAU	AMAKUZA	7811386918	MUYA NOMUSA	PPL3H31	20	Mar-26	1	50	2.1943	15	109.72	16.46	126.17
KZ436	67PAU	AMAKUZA	7814453733	NTSHIZA HEZEKIA	PAU094H6	20	Mar-26	1	50	2.1943	15	109.72	16.46	126.17
KZ436	67HLA	HLANGANANI	7816155961	KHOSI NOBUJHLE MILDRED	HLA64H9	20	Mar-26	1	50	2.1943	15	109.72	16.46	126.17
KZ436	67HLA	HLANGANANI	7827919933	NTSHANGASE SANDILE	HLA75H12	20	Mar-26	1	50	2.1943	15	109.72	16.46	126.17
KZ436	67HLA	HLANGANANI	7830132565	DLAMINI RAPHEAL SIBONGISENI	HLA77H9	20	Mar-26	1	50	2.1943	15	109.72	16.46	126.17
KZ436	67PAU	AMAKUZA	7833930826	MNDALA NONKUMBANE	PAU095H4	20	Mar-26	1	50	2.1943	15	109.72	16.46	126.17
KZ436	67PAU	AMAKUZA	7837637906	MAJOZI MIRRIAM PHILISIWE	PAU16H34	20	Mar-26	1	50	2.1943	15	109.72	16.46	126.17
KZ436	67HLA	HLANGANANI	7839796584	DLAMINI THOLAKELE	HLA87H2	20	Mar-26	1	50	2.1943	15	109.72	16.46	126.17
KZ436	67HLA	HLANGANANI	7840305831	DLAMINI NKOSIYENZILE PHIDELIS	HLA87H3	20	Mar-26	1	50	2.1943	15	109.72	16.46	126.17
KZ436	67HLA	HLANGANANI	7840388473	DLAMINI DELISILE FLORENCE	HLA87H4	20	Mar-26	1	50	2.1943	15	109.72	16.46	126.17
KZ436	67HLA	HLANGANANI	7841429131	MNCWABE BAZAMILE AGNES	HLA87H11	20	Mar-26	1	50	2.1943	15	109.72	16.46	126.17
KZ436	67PAU	AMAKUZA	7844033577	SHOBA BASUKILE	PAU095H12	20	Mar-26	1	50	2.1943	15	109.72	16.46	126.17
KZ436	67HLA	HLANGANANI	7844106705	DLAMINI EMMERENCIA XOLISILE	HLA89H2	20	Mar-26	1	50	2.1943	15	109.72	16.46	126.17
KZ436	67HLA	HLANGANANI	7844960149	DLAMINI KHUMBULANI JIMSON	HLA89H13	20	Mar-26	1	50	2.1943	15	109.72	16.46	126.17
KZ436	67HLA	HLANGANANI	7845075538	DLAMINI BUSISIWE DOLLY	HLA90H2	20	Mar-26	1	50	2.1943	15	109.72	16.46	126.17
KZ436	67HLA	HLANGANANI	7845695563	DLAMINI NTSHDANE HOWARD	HLA90H8	20	Mar-26	1	50	2.1943	15	109.72	16.46	126.17
KZ436	67HLA	HLANGANANI	7846451868	NYIDE MZANDI BUYELEPHI	HLA91H4	20	Mar-26	1	50	2.1943	15	109.72	16.46	126.17
KZ436	67HLA	HLANGANANI	7847302578	DLAMINI GALUNA	HLA91H13	20	Mar-26	1	50	2.1943	15	109.72	16.46	126.17
KZ436	67HLA	HLANGANANI	7848660335	DLAMINI BAKHIPHILE CLEMENTINA	HLA92H5	20	Mar-26	1	50	2.1943	15	109.72	16.46	126.17
KZ436	67PAU	AMAKUZA	7849066612	GAZU MZONDENI FANA	PAU21H9	20	Mar-26	1	50	2.1943	15	109.72	16.46	126.17
KZ436	67PAU	AMAKUZA	7850747068	MMNGUNI BAWINILE WINNIFRIEDA	PAU27H5	20	Mar-26	1	50	2.1943	15	109.72	16.46	126.17
KZ436	67HLA	HLANGANANI	7852285121	DLAMINI GEZIZWE MZIKAYISE	HLA93H16	20	Mar-26	1	50	2.1943	15	109.72	16.46	126.17
KZ436	67SMR	STEPMORE	7856156186	MBELU ANTO M	STB026007	20	Mar-26	1	50	2.1943	15	109.72	16.46	126.17
KZ436	67HLA	HLANGANANI	7856736411	IMBAMBO LO	HLA96H7	20	Mar-26	1	50	2.1943	15	109.72	16.46	126.17
KZ436	67SIZ	SIZANENJANA H	7862051561	CHONCO JABULILE VICTORIA	NCW69H23	20	Mar-26	1	50	2.1943	15	109.72	16.46	126.17

KZ436	67PAU	AMAKUZA	7863705927	ZONDI MZONJANA	PAU98H11	20	Mar-26	1	50	2.1943	15	109.72	16.46	126.17
KZ436	67PAU	AMAKUZA	7863988484	MTOLO BUYISIWE	PAU98H12	20	Mar-26	1	50	2.1943	15	109.72	16.46	126.17
KZ436	67PAU	AMAKUZA	7877230415	SHOBA CABANGILE	PAU97H3	20	Mar-26	1	50	2.1943	15	109.72	16.46	126.17
KZ436	67PAU	AMAKUZA	7878573658	MTOLO ROSINA	PAU97H6	20	Mar-26	1	50	2.1943	15	109.72	16.46	126.17
KZ436	67PAU	AMAKUZA	7884574008	DLAMINI PRINCESS ZITHELILE	PAU39H3	20	Mar-26	1	50	2.1943	15	109.72	16.46	126.17
KZ436	67PAU	AMAKUZA	7885912762	JAMA BHIZA	PAU97H13	20	Mar-26	1	50	2.1943	15	109.72	16.46	126.17
KZ436	67PAU	AMAKUZA	7901765136	MTOLO NANA	PAU98H4	20	Mar-26	1	50	2.1943	15	109.72	16.46	126.17
KZ436	67PAU	AMAKUZA	7903459407	INTSHIZA DUDUZILE	PAU98H5	20	Mar-26	1	50	2.1943	15	109.72	16.46	126.17
KZ436	67PAU	AMAKUZA	7909742964	DLAMINI NICHOLAS MABHUBHE	PAU54H3	20	Mar-26	1	50	2.1943	15	109.72	16.46	126.17
KZ436	67PAU	AMAKUZA	7910585048	MTHEMBU NTOMBIKHONA	PAU28H28	20	Mar-26	1	50	2.1943	15	109.72	16.46	126.17
KZ436	67PAU	AMAKUZA	7914031365	MKHIZE SHUMISILE	PAU99H2	20	Mar-26	1	50	2.1943	15	109.72	16.46	126.17
KZ436	QU	QUMENI 1	7916078841	NZIMANDE MAPHAKATHI ANDREAS	SQ016391	20	Mar-26	1	50	2.1943	15	109.72	16.46	126.17
KZ436	67PAU	AMAKUZA	7921434558	NZIMANDE THITHI REMEGIA	PAU59H18	20	Mar-26	1	50	2.1943	15	109.72	16.46	126.17
KZ436	67PAU	AMAKUZA	7939076752	ZIKONDE DUDUZILE	PAU101H8	20	Mar-26	1	50	2.1943	15	109.72	16.46	126.17
KZ436	67PAU	AMAKUZA	7945230086	BHENGU NONHLANHLA	PAU101H13	20	Mar-26	1	50	2.1943	15	109.72	16.46	126.17
KZ436	67PAU	AMAKUZA	7954744755	MNGUNI IDA	PAU102H6	20	Mar-26	1	50	2.1943	15	109.72	16.46	126.17
KZ436	67QSE	QULASHIE S1	7955866656	ZONDI NOMQANELO	QSE3H34	20	Mar-26	1	50	2.1943	15	109.72	16.46	126.17
KZ436	67PAU	AMAKUZA	7974998318	MTHEMBU MSHIYENI	PAU103H4	20	Mar-26	1	50	2.1943	15	109.72	16.46	126.17
KZ436	E	ENKELEBANTW	7978029944	SHELEMBE MANDLENKOSI ROBENSO	E0127	20	Mar-26	1	50	2.1943	15	109.72	16.46	126.17
KZ436	67HLA	HLANGANANI	7984813511	XABA NJABULO MOSES	HLA203H300	20	Mar-26	1	50	2.1943	15	109.72	16.46	126.17
KZ436	67PSC	SUN CITY	7989141374	DLAMINI HLEZIPHI GEORINA	PSC1H13	20	Mar-26	1	50	2.1943	15	109.72	16.46	126.17
KZ436	HIM	HIMEVILLE	8015582845	MKHIZE THEMBANI	HIM13010	20	Mar-26	1	50	2.1943	15	109.72	16.46	126.17
KZ436	67PAU	AMAKUZA	8033396502	DLAMINI BABAZVI MARRIET	PAU38H10	20	Mar-26	1	50	2.1943	15	109.72	16.46	126.17
KZ436	67PSC	SUN CITY	8039318063	JAMA MUNTU PHIKISILE	PSC4H1	20	Mar-26	1	50	2.1943	15	109.72	16.46	126.17
KZ436	NZ	NKWEZELE	8047515524	MENELA MUSAWENKOSI GOODMAN	SNK134H1	20	Mar-26	1	50	2.1943	15	109.72	16.46	126.17
KZ436	67PAU	AMAKUZA	8049738980	DLAMINI MTHEKU MEDRINA	PAU38H13	20	Mar-26	1	50	2.1943	15	109.72	16.46	126.17
KZ436	NZ	NKWEZELE	8052137205	MENELA MZOMUNYE	SNK045023	20	Mar-26	1	50	2.1943	15	109.72	16.46	126.17
KZ436	HIM	HIMEVILLE	8060740428	NZIMANE N	HIM13037	20	Mar-26	1	50	2.1943	15	109.72	16.46	126.17
KZ436	67PSC	SUN CITY	8063818699	CHULE THANDI BETHACE	PSC4H18	20	Mar-26	1	50	2.1943	15	109.72	16.46	126.17
KZ436	67HLA	HLANGANANI	8066280862	LUKHOZINI KUZOLA	HLA14039	20	Mar-26	1	50	2.1943	15	109.72	16.46	126.17
KZ436	NZ	NKWEZELE	8068632048	MTHEMBU MUSAWENKOSI DISMAS	SNK134H9	20	Mar-26	1	50	2.1943	15	109.72	16.46	126.17
KZ436	NZ	NKWEZELE	8070077274	RADEBE BAZINI CONSTANCE	SNK134H10	20	Mar-26	1	50	2.1943	15	109.72	16.46	126.17
KZ436	67PSC	SUN CITY	8078687286	MENELA PHILISIWE MATHOTHO	PSC4H27	20	Mar-26	1	50	2.1943	15	109.72	16.46	126.17
KZ436	67PSC	SUN CITY	8088273227	DUMAKUDE KINKI PHYLLIS	PSC4H29	20	Mar-26	1	50	2.1943	15	109.72	16.46	126.17
KZ436	NZ	NKWEZELE	8088649232	XULU ANNACLETIA LINDIWE	PMT17H200	20	Mar-26	1	50	2.1943	15	109.72	16.46	126.17
KZ436	NZ	NKWEZELE	8089093744	MENELA MZAMANI MZOMUNI	SNK134H13	20	Mar-26	1	50	2.1943	15	109.72	16.46	126.17
KZ436	67PSC	SUN CITY	8089856638	DUMA DUMAZILE	PSC4H30	20	Mar-26	1	50	2.1943	15	109.72	16.46	126.17
KZ436	67PSC	SUN CITY	8099557421	KUBONE NTOMBIZA ANNETTA	PSC4H35	20	Mar-26	1	50	2.1943	15	109.72	16.46	126.17
KZ436	67PAU	AMAKUZA	8108222823	MNGUNI MANDLENKOSI PETROS	PAU154H5	20	Mar-26	1	50	2.1943	15	109.72	16.46	126.17
KZ436	67PAU	AMAKUZA	8108317397	MBANJWA PHUMELELE MARIA	PAU154H8	20	Mar-26	1	50	2.1943	15	109.72	16.46	126.17
KZ436	67HLA	HLANGANANI	8108412996	MAKHANYA IRENE	HLA20161	20	Mar-26	1	50	2.1943	15	109.72	16.46	126.17
KZ436	67PAU	AMAKUZA	8110824814	JAMA NELISIWE	PAU152H12	20	Mar-26	1	50	2.1943	15	109.72	16.46	126.17
KZ436	67PAU	AMAKUZA	8111016654	MBANJWA THOBILE	PAU152H14	20	Mar-26	1	50	2.1943	15	109.72	16.46	126.17
KZ436	67PAU	AMAKUZA	8112299528	DLAMINI NTOMBIFUTHI PRISCA	PAU158H11	20	Mar-26	1	50	2.1943	15	109.72	16.46	126.17
KZ436	67PAU	AMAKUZA	8112313655	DUMA MFANELO	PAU158H12	20	Mar-26	1	50	2.1943	15	109.72	16.46	126.17
KZ436	67PAU	AMAKUZA	8112475027	MKHIZE LUCTRETIA ZEKELANI	PAU5H22	20	Mar-26	1	50	2.1943	15	109.72	16.46	126.17
KZ436	67PAU	AMAKUZA	8112742362	MNGUNI QINELANI PAULINA	PAU158H13	20	Mar-26	1	50	2.1943	15	109.72	16.46	126.17
KZ436	67PAU	AMAKUZA	8113120446	MNGUNI NONKULULEKO ELIZABETH	PAU158H14	20	Mar-26	1	50	2.1943	15	109.72	16.46	126.17
KZ436	67PAU	AMAKUZA	8113150369	DLAMINI NOKWANDA PROTASIA	PAU158H15	20	Mar-26	1	50	2.1943	15	109.72	16.46	126.17
KZ436	67PAU	AMAKUZA	8113308186	MKHIZE MABHUJE	PAU158H17	20	Mar-26	1	50	2.1943	15	109.72	16.46	126.17
KZ436	67PAU	AMAKUZA	8114447835	MAJOZI BUSISWE	PAU155H05	20	Mar-26	1	50	2.1943	15	109.72	16.46	126.17
KZ436	NZ	NKWEZELE	8114447835	MAJOZI BUSISWE	PMT20H203	20	Mar-26	1	50	2.1943	15	109.72	16.46	126.17
KZ436	67PAU	AMAKUZA	8115836442	MNGUNI NONTOKOZO PROMISE	PAU160H02	20	Mar-26	1	50	2.1943	15	109.72	16.46	126.17
KZ436	67PAU	AMAKUZA	8115974108	SHOBA KHOLISILE	PAU160H03	20	Mar-26	1	50	2.1943	15	109.72	16.46	126.17
KZ436	67PAU	AMAKUZA	8116068306	MNGUNI SABANI NOBUHLE	PAU157H01	20	Mar-26	1	50	2.1943	15	109.72	16.46	126.17
KZ436	67PAU	AMAKUZA	8117324902	MBANJWA THABISILE VERONICA	PAU157H07	20	Mar-26	1	50	2.1943	15	109.72	16.46	126.17
KZ436	67PAU	AMAKUZA	8118274651	MNGUNI NONDUMISO	PAU159H03	20	Mar-26	1	50	2.1943	15	109.72	16.46	126.17
KZ436	NZ	NKWEZELE	8122775533	INDLOYU PHUMZILE ANNASTASIA	PMT21H200	20	Mar-26	1	50	2.1943	15	109.72	16.46	126.17
KZ436	67PAU	AMAKUZA	8124135117	MQANJELWA MUSAWENTOM MNCWA	PAU138H03	20	Mar-26	1	50	2.1943	15	109.72	16.46	126.17

KZ436	67PAU	AMAKUZA	8124496828	PHUNGULA NELISWE QUEENET	PAU10H5	20	Mar-26	1	50	2.1943	15	109.72	16.46	126.17
KZ436	67PAU	AMAKUZA	8125054849	ELIZABETH NQOLWANE SHOBA	PAU137H02	20	Mar-26	1	50	2.1943	15	109.72	16.46	126.17
KZ436	67PAU	AMAKUZA	8129356721	PHUNGULA HLJUSILE ROSALIA	PAU10H7	20	Mar-26	1	50	2.1943	15	109.72	16.46	126.17
KZ436	67PAU	AMAKUZA	8129390216	QHAMUKA SHOBA	PAU134H01	20	Mar-26	1	50	2.1943	15	109.72	16.46	126.17
KZ436	67PAU	AMAKUZA	8130652536	LINDWE SNOO SHOBA	PAU134H11	20	Mar-26	1	50	2.1943	15	109.72	16.46	126.17
KZ436	67PAU	AMAKUZA	8131579315	SHOBA BADUBILE CATHRINA	PAU134H16	20	Mar-26	1	50	2.1943	15	109.72	16.46	126.17
KZ436	67PAU	AMAKUZA	8131754956	DLAMINI THOBKILE VENENCIA	PAU38H25	20	Mar-26	1	50	2.1943	15	109.72	16.46	126.17
KZ436	67PAU	AMAKUZA	8132381457	KHANYEZI THULISILE SIBONGILE	PAU139H07	20	Mar-26	1	50	2.1943	15	109.72	16.46	126.17
KZ436	67PAU	AMAKUZA	8132634372	MTOLO HLEZIPHI HAPPINESS	PAU139H10	20	Mar-26	1	50	2.1943	15	109.72	16.46	126.17
KZ436	67PAU	AMAKUZA	8134024112	SHOBA ZIBONELE LOYI	PAU136H07	20	Mar-26	1	50	2.1943	15	109.72	16.46	126.17
KZ436	67PAU	AMAKUZA	8134675768	NZIMANDE ZANELE	PAU136H10	20	Mar-26	1	50	2.1943	15	109.72	16.46	126.17
KZ436	67PAU	AMAKUZA	8134962297	DLAMINI SIBONGILE CONSTANCE	PAU133H05	20	Mar-26	1	50	2.1943	15	109.72	16.46	126.17
KZ436	67PAU	AMAKUZA	8135172706	SHOBA OCTAVIA ZETHU	PAU133H08	20	Mar-26	1	50	2.1943	15	109.72	16.46	126.17
KZ436	67PEV	PEVENSY	8135914642	MBELU LEONARD THISHELA	PEV12H1	60	Mar-26	1	50	2.1943	15	109.72	16.46	126.17
KZ436	67PAU	AMAKUZA	8136185707	SHOBA SIBONGISENI	PAU135H02	20	Mar-26	1	50	2.1943	15	109.72	16.46	126.17
KZ436	67PAU	AMAKUZA	8136860573	PHUNGULA THEMBISILE	PAU10H9	20	Mar-26	1	50	2.1943	15	109.72	16.46	126.17
KZ436	67PAU	AMAKUZA	8142288769	DLAMINI BADINGILE THUSHUZA	PAU38H30	20	Mar-26	1	50	2.1943	15	109.72	16.46	126.17
KZ436	67PAU	AMAKUZA	8144531818	SHOBA MGOBO	PAU10H12	20	Mar-26	1	50	2.1943	15	109.72	16.46	126.17
KZ436	67SMR	STEPMORE	8148358091	MOLEFE SOBHOLENYONI D	STB022004	20	Mar-26	1	50	2.1943	15	109.72	16.46	126.17
KZ436	67PAU	AMAKUZA	8148867564	SHOBA BHEKISISA PAULUS	PAU10H13	20	Mar-26	1	50	2.1943	15	109.72	16.46	126.17
KZ436	67PAU	AMAKUZA	8167992611	SHOBA BHOYI GEDION	PAU10H18	20	Mar-26	1	50	2.1943	15	109.72	16.46	126.17
KZ436	67PAU	AMAKUZA	8172354341	SOSIRO SIBONGILE PERCIFIC	PAU39H2	20	Mar-26	1	50	2.1943	15	109.72	16.46	126.17
KZ436	67SMR	STEPMORE	8187848747	SABELA PHIKISILE BADUMISE	STB23H30	60	Mar-26	1	50	2.1943	15	109.72	16.46	126.17
KZ436	67PAU	AMAKUZA	8191834882	TSHOBA DOTI RICHARD	PAU10H28	20	Mar-26	1	50	2.1943	15	109.72	16.46	126.17
KZ436	NZ	NKWEZELE	8197836807	KHUMALO NTOMBONYNKE	ENZ02013	60	Mar-26	1	50	2.1943	15	109.72	16.46	126.17
KZ436	67PAU	AMAKUZA	8202564613	MBANJWA THULISILE ANNACLETA	PAU11H2	20	Mar-26	1	50	2.1943	15	109.72	16.46	126.17
KZ436	67PAU	AMAKUZA	8205926893	DLAMINI BALUNGILE	PAU40H4	20	Mar-26	1	50	2.1943	15	109.72	16.46	126.17
KZ436	67PAU	AMAKUZA	8208209818	MTHEMBU SANELISWE CORNELIA	PAU40H5	20	Mar-26	1	50	2.1943	15	109.72	16.46	126.17
KZ436	NZ	NKWEZELE	8228240060	MNCWABE FRANCIS MBONGENI	ENZ02136	60	Mar-26	1	50	2.1943	15	109.72	16.46	126.17
KZ436	67PAU	AMAKUZA	8235428608	NXELE THOBILE EUNICE	PAU41H4	20	Mar-26	1	50	2.1943	15	109.72	16.46	126.17
KZ436	67PAU	AMAKUZA	8252445537	SHEZI PIKOLANA FIKELPHI	PAU67H6	20	Mar-26	1	50	2.1943	15	109.72	16.46	126.17
KZ436	67PAU	AMAKUZA	8252559157	MNGUNI BATHINI QIKI	PAU67H7	20	Mar-26	1	50	2.1943	15	109.72	16.46	126.17
KZ436	67PAU	AMAKUZA	8260273097	NZIMANDE TSHENGISILE CATHRYNE	PAU12H6	20	Mar-26	1	50	2.1943	15	109.72	16.46	126.17
KZ436	67PAU	AMAKUZA	8261947033	KHANYILE SIZAKALE CHRISTINIA	PAU12H7	20	Mar-26	1	50	2.1943	15	109.72	16.46	126.17
KZ436	67PAU	AMAKUZA	8280721492	MNGUNI LUNGISILE	PAU41H14	20	Mar-26	1	50	2.1943	15	109.72	16.46	126.17
KZ436	67PAU	AMAKUZA	8294301571	JAMA KHULEKANI	PAU70H4	20	Mar-26	1	50	2.1943	15	109.72	16.46	126.17
KZ436	67PAU	AMAKUZA	8296444478	DLAMINI MLUNGISENI PETROS	PAU41H15	20	Mar-26	1	50	2.1943	15	109.72	16.46	126.17
KZ436	67PAU	AMAKUZA	8296444478	DLAMINI MLUNGISENI PETROS	PAU41H15	20	Mar-26	1	50	2.1943	15	109.72	16.46	126.17
KZ436	67PAU	AMAKUZA	8297321390	MNGUNI MANAKAZI VENENCIA	PAU70H8	20	Mar-26	1	50	2.1943	15	109.72	16.46	126.17
KZ436	67PAU	AMAKUZA	8303398468	MNGUNI NPHOSI NTOMBIFUTHI	PAU71H11	20	Mar-26	1	50	2.1943	15	109.72	16.46	126.17
KZ436	67PAU	AMAKUZA	8304572902	LINDA TSHAYAZANE	PAU71H12	20	Mar-26	1	50	2.1943	15	109.72	16.46	126.17
KZ436	67PAU	AMAKUZA	8309189648	LINDA SBONGISENI	PAU71H14	20	Mar-26	1	50	2.1943	15	109.72	16.46	126.17
KZ436	HIM	HIMEVILLE	8312438481	ZUMA KHUMBUZILE	HIM13008	20	Mar-26	1	50	2.1943	15	109.72	16.46	126.17
KZ436	67PAU	AMAKUZA	8316994252	MTOLO DELISILE ANNOTORIA	PAU13H20	20	Mar-26	1	50	2.1943	15	109.72	16.46	126.17
KZ436	67PAU	AMAKUZA	8326726237	ZUMA NOMATHEMBA HOMISTA	PAU72H12	20	Mar-26	1	50	2.1943	15	109.72	16.46	126.17
KZ436	67PAU	AMAKUZA	8328766618	MBATHA SIZENI MAGAGRET	PAU72H14	20	Mar-26	1	50	2.1943	15	109.72	16.46	126.17
KZ436	67PAU	AMAKUZA	8329618648	CEBEKHULU THENJUWE SLYVIA	PAU72H2	20	Mar-26	1	50	2.1943	15	109.72	16.46	126.17
KZ436	67HLA	HLANGANANI	8333551156	KHATI NOMAYE	HLA21231	20	Mar-26	1	50	2.1943	15	109.72	16.46	126.17
KZ436	67PBL	BULWER LOW C	8340315789	DLAMINI BUSELAPHI	PBL4H64	20	Mar-26	1	50	2.1943	15	109.72	16.46	126.17
KZ436	67PAU	AMAKUZA	8340440664	SHEZI NOMABULAZI CATHRINE	PAU42H2	20	Mar-26	1	50	2.1943	15	109.72	16.46	126.17
KZ436	E	ENKELEBANTW	8342504310	JILI NOKUFIKA JESTER	SSE17H333	20	Mar-26	1	50	2.1943	15	109.72	16.46	126.17
KZ436	67PAU	AMAKUZA	8343631399	LINDA RITA GABISILE	PAU73H11	20	Mar-26	1	50	2.1943	15	109.72	16.46	126.17
KZ436	67PAU	AMAKUZA	8346551153	LINDA GEZEKILE ANNACLETTA	PAU73H13	20	Mar-26	1	50	2.1943	15	109.72	16.46	126.17
KZ436	67PAU	AMAKUZA	8354645073	DLAMINI NOMASEKISI LUCRACIA	PAU14H16	20	Mar-26	1	50	2.1943	15	109.72	16.46	126.17
KZ436	67PAU	AMAKUZA	8354675956	DLAMINI LINDELENI CECELIA	PAU14H18	20	Mar-26	1	50	2.1943	15	109.72	16.46	126.17
KZ436	67PAU	AMAKUZA	8359689041	PHUNGULA SOKWEPHULA	PAU15H4	20	Mar-26	1	50	2.1943	15	109.72	16.46	126.17
KZ436	67HLA	HLANGANANI	8362269408	MNCWABE GAVINI SIPHIWE	HLA51H7	20	Mar-26	1	50	2.1943	15	109.72	16.46	126.17
KZ436	NZ	NKWEZELE	8363356325	NGCOBO THOKOZILE	ENZ03318	60	Mar-26	1	50	2.1943	15	109.72	16.46	126.17

KZ436	67PAU	AMAKUZA	8364603602	DLAMINI MANGALISILE NOZUKA	PAU73H7	20	Mar-26	1	50	2.1943	15	109.72	16.46	126.17
KZ436	QU	QUMENI 1	8370666703	MUWARA AB	SQ028425	20	Mar-26	1	50	2.1943	15	109.72	16.46	126.17
KZ436	67PAU	AMAKUZA	8371615079	MTHEMBU DELANI KHAYALAKE	PAU74H12	20	Mar-26	1	50	2.1943	15	109.72	16.46	126.17
KZ436	67PAU	AMAKUZA	8374492106	LINDA NHLAKANIPHO	PAU74H8	20	Mar-26	1	50	2.1943	15	109.72	16.46	126.17
KZ436	67SMR	STEPMORE	8375759156	SOSIBO SIBUSISO	STB59H7	20	Mar-26	1	50	2.1943	15	109.72	16.46	126.17
KZ436	67SMR	STEPMORE	8377005737	MADONDA NOMSA THOBISILE	STB59H8	20	Mar-26	1	50	2.1943	15	109.72	16.46	126.17
KZ436	67PAU	AMAKUZA	8379461431	MBANJWA ERNEST LANGELIHLE	PAU75H3	20	Mar-26	1	50	2.1943	15	109.72	16.46	126.17
KZ436	67SMR	STEPMORE	8384251300	NZIMANDE BEZANI	STB59H13	20	Mar-26	1	50	2.1943	15	109.72	16.46	126.17
KZ436	67PAU	AMAKUZA	8385869441	KUNENE NONHLANHLA ETHEL	PAU75H8	20	Mar-26	1	50	2.1943	15	109.72	16.46	126.17
KZ436	67PAU	AMAKUZA	8387852073	LINDA NOMSEBENZI WINNIFRED	PAU76H1	20	Mar-26	1	50	2.1943	15	109.72	16.46	126.17
KZ436	67PAU	AMAKUZA	8389530948	MBANJWA NONKULULEKO	PAU76H13	20	Mar-26	1	50	2.1943	15	109.72	16.46	126.17
KZ436	NZ	NKWEZELE	8394199758	BHENGU NOMUSA	PSC3H564544	20	Mar-26	1	50	2.1943	15	109.72	16.46	126.17
KZ436	67PAU	AMAKUZA	8396552232	MHLONGO MBONGENI INNOCENT	PAU76H4	20	Mar-26	1	50	2.1943	15	109.72	16.46	126.17
KZ436	67PAU	AMAKUZA	8398108083	MNGUNI LINDENI NORA	PAU43H10	20	Mar-26	1	50	2.1943	15	109.72	16.46	126.17
KZ436	67SMR	STEPMORE	8402828696	DLAMINI NKOSINATHI COSMOS	STB58H1	20	Mar-26	1	50	2.1943	15	109.72	16.46	126.17
KZ436	67PAU	AMAKUZA	8408905007	MBANJWA NTOMBIZINI DUDUZILE	PAU77H7	20	Mar-26	1	50	2.1943	15	109.72	16.46	126.17
KZ436	67PAU	AMAKUZA	8409926990	PHUNGULA ZAKHELE	PAU77H8	20	Mar-26	1	50	2.1943	15	109.72	16.46	126.17
KZ436	67PAU	AMAKUZA	8412407471	PHUNGULA THOKOZANI GRACIA	PAU77H9	20	Mar-26	1	50	2.1943	15	109.72	16.46	126.17
KZ436	67PAU	AMAKUZA	8412572849	INTSHIZA MAKHOSI	PAU15H24	20	Mar-26	1	50	2.1943	15	109.72	16.46	126.17
KZ436	67PAU	AMAKUZA	8413431192	KUNENE BABONGILE MONICA	PAU79H10	20	Mar-26	1	50	2.1943	15	109.72	16.46	126.17
KZ436	67PAU	AMAKUZA	8413472846	KUNENE WINILE PROTASIA	PAU79H11	20	Mar-26	1	50	2.1943	15	109.72	16.46	126.17
KZ436	67PAU	AMAKUZA	8414047429	MAJOLA KHUMBULEPHI THEODARA	PAU43H16	20	Mar-26	1	50	2.1943	15	109.72	16.46	126.17
KZ436	67PSC	SUN CITY	8414729561	MNCWABE VOVO ERIC	PSC11H2	20	Mar-26	1	50	2.1943	15	109.72	16.46	126.17
KZ436	67PAU	AMAKUZA	8414733689	ZONDI MSIZI SALANUS	PAU15H25	20	Mar-26	1	50	2.1943	15	109.72	16.46	126.17
KZ436	67PAU	AMAKUZA	8415512512	LINDA THABISA	PAU79H14	20	Mar-26	1	50	2.1943	15	109.72	16.46	126.17
KZ436	HIM	HIMEVILLE	8415815331	MLOTSHA WATHERINE	HIM13117	20	Mar-26	1	50	2.1943	15	109.72	16.46	126.17
KZ436	67PSC	SUN CITY	8422149309	NGOBO SEBENZILE	PSC11H3	20	Mar-26	1	50	2.1943	15	109.72	16.46	126.17
KZ436	67PAU	AMAKUZA	8422893683	KHUBONE GOODNESS THANDEKA	PAU79H3	20	Mar-26	1	50	2.1943	15	109.72	16.46	126.17
KZ436	67PAU	AMAKUZA	8427299444	KHUBONE MZONGENI	PAU79H6	20	Mar-26	1	50	2.1943	15	109.72	16.46	126.17
KZ436	67SMR	STEPMORE	8429621817	NTOMBELA KHETHIKILE IREN	STB58H11	20	Mar-26	1	50	2.1943	15	109.72	16.46	126.17
KZ436	67PAU	AMAKUZA	8436267148	ZUMA MLAMULI ALFRED	PAU81H18	20	Mar-26	1	50	2.1943	15	109.72	16.46	126.17
KZ436	67PAU	AMAKUZA	8439160212	MKELWANI	PAU81H20	20	Mar-26	1	50	2.1943	15	109.72	16.46	126.17
KZ436	UND	UNDERBERG	8442105683	NKOMO ZOLEKA	UNB26039	20	Mar-26	1	50	2.1943	15	109.72	16.46	126.17
KZ436	67PAU	AMAKUZA	8453966108	BUTHELEZI NOMPUMELELO	PAU58H9	20	Mar-26	1	50	2.1943	15	109.72	16.46	126.17
KZ436	E	ENKELEBANTW	8463711877	NCOBENI M	E0282	60	Mar-26	1	50	2.1943	15	109.72	16.46	126.17
KZ436	67PAU	AMAKUZA	8464843808	MNDALI HLEBEKILE KATHRINA	PAU16H13	20	Mar-26	1	50	2.1943	15	109.72	16.46	126.17
KZ436	67PAU	AMAKUZA	846655629	KHUMALO PHUMZILE GETRUDE	PAU82H10	20	Mar-26	1	50	2.1943	15	109.72	16.46	126.17
KZ436	HIM	HIMEVILLE	8464848272	DLAMINI BONGANI	HIM13109 UID	20	Mar-26	1	50	2.1943	15	109.72	16.46	126.17
KZ436	67PAU	AMAKUZA	8472155329	MNTUNGWA NOOBILE LONDEKA	PAU82H14	20	Mar-26	1	50	2.1943	15	109.72	16.46	126.17
KZ436	67PAU	AMAKUZA	8474216849	DLAMINI DEZI FREDRICA	PAU82H16	20	Mar-26	1	50	2.1943	15	109.72	16.46	126.17
KZ436	67PAU	AMAKUZA	8476298875	DLAMINI NICHODEM DUMISANI	PAU82H19	20	Mar-26	1	50	2.1943	15	109.72	16.46	126.17
KZ436	NZ	NKWEZELE	8476517726	NDLOVU NCAMSILE	PMT21H204A	20	Mar-26	1	50	2.1943	15	109.72	16.46	126.17
KZ436	67PAU	AMAKUZA	8477022604	ZONDI ESLINA SALAWENZANI	PAU82H2	20	Mar-26	1	50	2.1943	15	109.72	16.46	126.17
KZ436	67PAU	AMAKUZA	8481055680	KHUBONE HLELIPHI OCTAVIA	PAU82H21	20	Mar-26	1	50	2.1943	15	109.72	16.46	126.17
KZ436	NZ	NKWEZELE	8482635345	WESSELS DONATOUS	PMT22H204	20	Mar-26	1	50	2.1943	15	109.72	16.46	126.17
KZ436	67PAU	AMAKUZA	8487715252	ZONDI VAMSILE ELAZEBETH	PAU82H27	20	Mar-26	1	50	2.1943	15	109.72	16.46	126.17
KZ436	67PAU	AMAKUZA	8489250443	MBANJWA DELISWIWE	PAU168H05	20	Mar-26	1	50	2.1943	15	109.72	16.46	126.17
KZ436	67PAU	AMAKUZA	8498569977	DLAMINI SOLEKILE	PAU168H09	20	Mar-26	1	50	2.1943	15	109.72	16.46	126.17
KZ436	67PAU	AMAKUZA	8502207106	DLAMINI NTOMBIETHELDRETHA	PAU82H40	20	Mar-26	1	50	2.1943	15	109.72	16.46	126.17
KZ436	67PAU	AMAKUZA	8503134506	DLAMINI LIZTIE PETRONELLA	PAU82H44	20	Mar-26	1	50	2.1943	15	109.72	16.46	126.17
KZ436	67PAU	AMAKUZA	8502441203	DLAMINI BUHLE	PAU169H03	20	Mar-26	1	50	2.1943	15	109.72	16.46	126.17
KZ436	67PAU	AMAKUZA	8502917001	MJWARA NOMBIKO NTOMBIYEMVELO	PAU169H04	20	Mar-26	1	50	2.1943	15	109.72	16.46	126.17
KZ436	67PAU	AMAKUZA	8502559461	MBANJWA BAWEZILE	PAU169H05	20	Mar-26	1	50	2.1943	15	109.72	16.46	126.17
KZ436	67PAU	AMAKUZA	8500549579	MJWARA SENZO	PAU169H07	20	Mar-26	1	50	2.1943	15	109.72	16.46	126.17
KZ436	67PAU	AMAKUZA	8515664727	ZONDI THEMZENI	PAU170H03	20	Mar-26	1	50	2.1943	15	109.72	16.46	126.17
KZ436	67PAU	AMAKUZA	8519867350	SHEZI BALUNGILE	PAU170H04	20	Mar-26	1	50	2.1943	15	109.72	16.46	126.17
KZ436	67PAU	AMAKUZA	8514053815	ZONDI SIZAKELE	PAU170H05	20	Mar-26	1	50	2.1943	15	109.72	16.46	126.17
KZ436	67PAU	AMAKUZA	8517987988	ZONDI NELISWE LUCIA	PAU82H50	20	Mar-26	1	50	2.1943	15	109.72	16.46	126.17
KZ436	E	ENKELEBANTW	8519568133	KHUMALO R	E0193	60	Mar-26	1	50	2.1943	15	109.72	16.46	126.17

KZ436	67PAU	AMAKUZA	8523308027	SHEZI QONDENI	PAU170H12	20	Mar-26	1	50	2.1943	15	109.72	16.46	126.17
KZ436	NK	NKUMBA	8524135889	INZIMANDE RICHARD	NK0073	60	Mar-26	1	50	2.1943	15	109.72	16.46	126.17
KZ436	67PAU	AMAKUZA	8527383540	ZONDI ANNATOLIA	PAU171H02	20	Mar-26	1	50	2.1943	15	109.72	16.46	126.17
KZ436	67PAU	AMAKUZA	855731756	KHUMALO DINGENI	PAU82H6	20	Mar-26	1	50	2.1943	15	109.72	16.46	126.17
KZ436	67PAU	AMAKUZA	8538332109	MSHENGU RAPHEAL MBHEKISENI	PAU82H65	20	Mar-26	1	50	2.1943	15	109.72	16.46	126.17
KZ436	67PAU	AMAKUZA	8540057707	DLAMINI PHUMZILE INNOCENSAI	PAU82H67	20	Mar-26	1	50	2.1943	15	109.72	16.46	126.17
KZ436	67PAU	AMAKUZA	8543396102	DLAMINI GODLIZWI ZAKHELE	PAU82H69	20	Mar-26	1	50	2.1943	15	109.72	16.46	126.17
KZ436	67PAU	AMAKUZA	8544516866	KHUMALO MKOTOSI JANEROSA	PAU82H8	20	Mar-26	1	50	2.1943	15	109.72	16.46	126.17
KZ436	67PAU	AMAKUZA	8546983043	ZONDI MABONA PETRUS	PAU83H1	20	Mar-26	1	50	2.1943	15	109.72	16.46	126.17
KZ436	HIM	HIMEVILLE	8549172341	ZIKODE ELSIE	HIM13035 DWE	20	Mar-26	1	50	2.1943	15	109.72	16.46	126.17
KZ436	E	ENKELEBANTW	8551727018	DLAMINI THABISILE MAUREEN	PAU83H12 DW8	20	Mar-26	1	50	2.1943	15	109.72	16.46	126.17
KZ436	E	ENKELEBANTW	8552117115	DUMA PHILISWIWE THEODORAH	E0106	60	Mar-26	1	50	2.1943	15	109.72	16.46	126.17
KZ436	67PAU	AMAKUZA	8559868647	MBANJUWA CYNTHIA THABISILE	PAU83H15	20	Mar-26	1	50	2.1943	15	109.72	16.46	126.17
KZ436	67PAU	AMAKUZA	8560499855	DLAMINI NELISWIWE SYLVASIA	PAU83H17	20	Mar-26	1	50	2.1943	15	109.72	16.46	126.17
KZ436	67PAU	AMAKUZA	8568951352	ZONDI BEATOR FANISILE	PAU83H24	20	Mar-26	1	50	2.1943	15	109.72	16.46	126.17
KZ436	67PAU	AMAKUZA	8572147763	LINDA THANDEKA	PAU83H28	20	Mar-26	1	50	2.1943	15	109.72	16.46	126.17
KZ436	67PAU	AMAKUZA	8573608372	DLAMINI CEEM	PAU83H31	20	Mar-26	1	50	2.1943	15	109.72	16.46	126.17
KZ436	67PAU	AMAKUZA	8574772271	ZONDI SWELEKILE MAYVIS	PAU83H4	20	Mar-26	1	50	2.1943	15	109.72	16.46	126.17
KZ436	67PAU	AMAKUZA	8576062677	KHUMALO NOKUZITHA RENE	PAU83H7	20	Mar-26	1	50	2.1943	15	109.72	16.46	126.17
KZ436	67PAU	AMAKUZA	8585544436	KUNENE DUMILE CYNTHIA	PAU84H15	20	Mar-26	1	50	2.1943	15	109.72	16.46	126.17
KZ436	67PAU	AMAKUZA	8585619061	MIYA GETRUDE BATHABILE	PAU84H17	20	Mar-26	1	50	2.1943	15	109.72	16.46	126.17
KZ436	67PAU	AMAKUZA	8594605420	ZUMA KWANELE	PAU84H6	20	Mar-26	1	50	2.1943	15	109.72	16.46	126.17
KZ436	67PAU	AMAKUZA	8599802009	DLAMINI FIKILE PRISCA	PAU84H9	20	Mar-26	1	50	2.1943	15	109.72	16.46	126.17
KZ436	67PAU	AMAKUZA	8610923114	XABA BALINDILE ROBINAH	PAU85H7	20	Mar-26	1	50	2.1943	15	109.72	16.46	126.17
KZ436	67PAU	AMAKUZA	8612126816	NDLANGISA MABLE JABULILE	PAU85H8	20	Mar-26	1	50	2.1943	15	109.72	16.46	126.17
KZ436	67SMR	STEPMORE	8614717328	MAKHEFE MAJUWA P	STB023016	20	Mar-26	1	50	2.1943	15	109.72	16.46	126.17
KZ436	67PBT	BETHLEHEM	8617761930	MAKHEFE MUZIWANDA REGINALD	PBT1H15	20	Mar-26	1	50	2.1943	15	109.72	16.46	126.17
KZ436	67PAU	AMAKUZA	8625597134	SHEZI NGONENI CHUGUZA	PAU18H16	20	Mar-26	1	50	2.1943	15	109.72	16.46	126.17
KZ436	67PAU	AMAKUZA	8625799170	ZUMA PROTASIA QUEEN	PAU86H3	20	Mar-26	1	50	2.1943	15	109.72	16.46	126.17
KZ436	67PAU	AMAKUZA	8626362231	KHUBONI THEMBEKILE SYLVASIA	PAU86H4	20	Mar-26	1	50	2.1943	15	109.72	16.46	126.17
KZ436	67PAU	AMAKUZA	8628500118	DLAMINI SISENI OCTAVIA	PAU86H5	20	Mar-26	1	50	2.1943	15	109.72	16.46	126.17
KZ436	67HLA	HLANGANANI	8629475780	CHIVA THANDIWE ANNACLETA	HLA20745	20	Mar-26	1	50	2.1943	15	109.72	16.46	126.17
KZ436	67PAU	AMAKUZA	8631776652	PHOSWA PHUMILE MAVIS	PAU86H9	20	Mar-26	1	50	2.1943	15	109.72	16.46	126.17
KZ436	67PAU	AMAKUZA	8631776652	PHOSWA PHUMILE MAVIS	PAU86H9	20	Mar-26	1	50	2.1943	15	109.72	16.46	126.17
KZ436	67PAU	AMAKUZA	8633881639	PHUNGULA MABONGI THELEKILE	PAU55H19	20	Mar-26	1	50	2.1943	15	109.72	16.46	126.17
KZ436	NK	NKUMBA	8644812995	NGUBO IDAH	NK0126	60	Mar-26	1	50	2.1943	15	109.72	16.46	126.17
KZ436	67PAU	AMAKUZA	8660020343	MNCWABE NOKWENZIWA THERESA	PAU19H16	20	Mar-26	1	50	2.1943	15	109.72	16.46	126.17
KZ436	67PAU	AMAKUZA	8669164157	NDLOVU THANDEKILE ALPHINA	PAU55H3	20	Mar-26	1	50	2.1943	15	109.72	16.46	126.17
KZ436	E	ENKELEBANTW	8670598155	MIYA MANAZI EUGENIA	SSE050061 EN1	60	Mar-26	1	50	2.1943	15	109.72	16.46	126.17
KZ436	67PNW	NKOTHWENI	8682047494	DIDI KHULEKANI	PNW15H1	20	Mar-26	1	50	2.1943	15	109.72	16.46	126.17
KZ436	67PNM	NOMANDLOVU	8703467610	KAMBULA NELISWE	PNM9H12	20	Mar-26	1	50	2.1943	15	109.72	16.46	126.17
KZ436	67PNM	NOMANDLOVU	8713856813	KHAMBULA NOKUTHULA	PNM9H18	20	Mar-26	1	50	2.1943	15	109.72	16.46	126.17
KZ436	67PMT	MQATSHENI	8716512657	NTSHIZA PHILISWE	PMT21H10	20	Mar-26	1	50	2.1943	15	109.72	16.46	126.17
KZ436	67PMT	MQATSHENI	8716512657	NTSHIZA PHILISWE	PMT21H10	20	Mar-26	1	50	2.1943	15	109.72	16.46	126.17
KZ436	67PNM	NOMANDLOVU	8723383365	TENZA NOPHOSHA	PNM16H6	20	Mar-26	1	50	2.1943	15	109.72	16.46	126.17
KZ436	67PAU	AMAKUZA	8724962714	GAGU ELIZABETH ZITHOBILE	PAU21H11	20	Mar-26	1	50	2.1943	15	109.72	16.46	126.17
KZ436	67PAU	AMAKUZA	8726109011	SHEZI HOMSTA THANDEKILE	PAU64H2	20	Mar-26	1	50	2.1943	15	109.72	16.46	126.17
KZ436	67PMT	MQATSHENI	8736264167	NDLOVU NTOKOZO	PMT22H5	20	Mar-26	1	50	2.1943	15	109.72	16.46	126.17
KZ436	67PMT	MQATSHENI	8747753972	MAJOLA BUSISIWE	PMT27H14	20	Mar-26	1	50	2.1943	15	109.72	16.46	126.17
KZ436	67QSE	QULASHE S1	8764177723	MBANJUWA FIKILE	QSE10H10	20	Mar-26	1	50	2.1943	15	109.72	16.46	126.17
KZ436	67QSE	QULASHE S1	8768179403	MSWARA WINILE	QSE10H11	20	Mar-26	1	50	2.1943	15	109.72	16.46	126.17
KZ436	67SMR	STEPMORE	8777712685	NGCOBO VELAPHI	STB023024	20	Mar-26	1	50	2.1943	15	109.72	16.46	126.17
KZ436	67PAU	AMAKUZA	8780861845	IMAYEZA SOLOMON ZWELINZIMA	PAU46H3	20	Mar-26	1	50	2.1943	15	109.72	16.46	126.17
KZ436	67PAU	AMAKUZA	8782004576	MBANJUWA MAKHOSAZANA	PAU36H12	20	Mar-26	1	50	2.1943	15	109.72	16.46	126.17
KZ436	67PAU	AMAKUZA	8795883367	PHUNGULA ESTER	PAU53H2	20	Mar-26	1	50	2.1943	15	109.72	16.46	126.17
KZ436	67HLA	HLANGANANI	8808732074	MAGOSO BUYISIWE	HLA18611 HOU	20	Mar-26	1	50	2.1943	15	109.72	16.46	126.17
KZ436	67PNM	NOMANDLOVU	8816995007	MENIELA THEMBILE	PNM19H3	20	Mar-26	1	50	2.1943	15	109.72	16.46	126.17
KZ436	67HLA	HLANGANANI	8820882154	NCOBENI DUMISILE FRANCISCA	HLA191H119	20	Mar-26	1	50	2.1943	15	109.72	16.46	126.17
KZ436	67SMR	STEPMORE	8832863479	RADEBE LUCY	SMR11004	20	Mar-26	1	50	2.1943	15	109.72	16.46	126.17

KZ436	67PHB	HLABENI	8839617602	MOKOENA THOBELA ANDREAS	PHB24H5	20	Mar-26	1	50	2.1943	15	109.72	16.46	126.17
KZ436	67HLA	HLANGANANI	8842464742	MBANJWA MAQOSHI	HLA21944	20	Mar-26	1	50	2.1943	15	109.72	16.46	126.17
KZ436	E	ENKELEBANTW	9022430010	NDLOVU SIBONGILE MOLLY	SSE47H5	20	Mar-26	1	50	2.1943	15	109.72	16.46	126.17
KZ436	NK	NKUMBA	9052903386	DUMA DAH THANDIWE	SNK029036 BU	20	Mar-26	1	50	2.1943	15	109.72	16.46	126.17
KZ436	67PAU	AMAKUZA	9087810967	MBANJWA MDOBI	PAU104H06	20	Mar-26	1	50	2.1943	15	109.72	16.46	126.17
KZ436	67PAU	AMAKUZA	9092487521	MAJWARA THANDIWE	PAU104H10	20	Mar-26	1	50	2.1943	15	109.72	16.46	126.17
KZ436	67PAU	AMAKUZA	9102165460	MBANJWA GLORIA	PAU105H05	20	Mar-26	1	50	2.1943	15	109.72	16.46	126.17
KZ436	67HLA	HLANGANANI	9106271563	DLAMINI NONHLANHLA ALOIS	HLA35H25	20	Mar-26	1	50	2.1943	15	109.72	16.46	126.17
KZ436	67HLA	HLANGANANI	9106271563	DLAMINI NONHLANHLA ALOIS	HLA35H25	20	Mar-26	1	50	2.1943	15	109.72	16.46	126.17
KZ436	67PAU	AMAKUZA	9112986705	DLAMINI NOBEKEZELO	PAU6H20	20	Mar-26	1	50	2.1943	15	109.72	16.46	126.17
KZ436	67PAU	AMAKUZA	9115256532	MTHEMBU NOZITHHEMISO PEARL	PAU40H11	20	Mar-26	1	50	2.1943	15	109.72	16.46	126.17
KZ436	67PTY	TARVALY S1	9116136929	HLONGWANE GOODNESS	PTY5H45	20	Mar-26	1	50	2.1943	15	109.72	16.46	126.17
KZ436	67PAU	AMAKUZA	9123271964	MBANJWA NOMZABALAZO	PAU107H06	20	Mar-26	1	50	2.1943	15	109.72	16.46	126.17
KZ436	67PAU	AMAKUZA	9126196247	MBANJWA LUNGILE	PAU108H03	20	Mar-26	1	50	2.1943	15	109.72	16.46	126.17
KZ436	67PAU	AMAKUZA	9136935949	MBANJWA LUNGILENI	PAU109H04	20	Mar-26	1	50	2.1943	15	109.72	16.46	126.17
KZ436	67PAU	AMAKUZA	9140388547	MBANJWA SEBENZANI ZATHA	PAU164H05	20	Mar-26	1	50	2.1943	15	109.72	16.46	126.17
KZ436	67PAU	AMAKUZA	9151304247	SABELA ZANELE	PAU109H16	20	Mar-26	1	50	2.1943	15	109.72	16.46	126.17
KZ436	67PAU	AMAKUZA	9151678652	SOSIBO HILDA THULISILE	PAU164H10	20	Mar-26	1	50	2.1943	15	109.72	16.46	126.17
KZ436	67PAU	AMAKUZA	9156846863	NTSHIZA HAWULENGWE	PAU109H20	20	Mar-26	1	50	2.1943	15	109.72	16.46	126.17
KZ436	67PAU	AMAKUZA	9158084856	MCHUNU NOMAGUGU	PAU110H02	20	Mar-26	1	50	2.1943	15	109.72	16.46	126.17
KZ436	67PAU	AMAKUZA	9158437717	DLAMINI YUMILE	PAU110H04	20	Mar-26	1	50	2.1943	15	109.72	16.46	126.17
KZ436	67PAU	AMAKUZA	9154622391	KHANYILE NELISWE	PAU111H KILIM	20	Mar-26	1	50	2.1943	15	109.72	16.46	126.17
KZ436	E	ENKELEBANTW	9159056955	KHANYILE NELISWE	PAU111H KILIM	20	Mar-26	1	50	2.1943	15	109.72	16.46	126.17
KZ436	67PAU	AMAKUZA	9162450446	MBANJWA YUYISILE	PAU110H10	20	Mar-26	1	50	2.1943	15	109.72	16.46	126.17
KZ436	67PAU	AMAKUZA	9164106640	DLAMINI CELIWE	PAU110HT3 KIL	20	Mar-26	1	50	2.1943	15	109.72	16.46	126.17
KZ436	67PAU	AMAKUZA	9165485804	DLAMINI REGINALD SAMUKELO	PAU165H03	20	Mar-26	1	50	2.1943	15	109.72	16.46	126.17
KZ436	67PAU	AMAKUZA	9168639141	MCWABE LUNGILE	PAU110H22	20	Mar-26	1	50	2.1943	15	109.72	16.46	126.17
KZ436	67PAU	AMAKUZA	9160435032	ZONDI THEMBINKOSI JOSEPH	PAU165H04	20	Mar-26	1	50	2.1943	15	109.72	16.46	126.17
KZ436	67PAU	AMAKUZA	9163608982	DLAMINI THENJIWE ANNATOLIA	PAU165H05	20	Mar-26	1	50	2.1943	15	109.72	16.46	126.17
KZ436	67PAU	AMAKUZA	9172275791	NTSHIZA MATHWANA	PAU111H04	20	Mar-26	1	50	2.1943	15	109.72	16.46	126.17
KZ436	67PAU	AMAKUZA	9171209677	DLAMINI HAPPINESS	KRN UPDATED	20	Mar-26	1	50	2.1943	15	109.72	16.46	126.17
KZ436	67PAU	AMAKUZA	9175178572	PHUMGULA NONTSIKELELO DOMONIC	PAU165H11	20	Mar-26	1	50	2.1943	15	109.72	16.46	126.17
KZ436	67PAU	AMAKUZA	9186181545	MBANJWA PHILPINA NTOMBIFIKILE	PAU165H14	20	Mar-26	1	50	2.1943	15	109.72	16.46	126.17
KZ436	67PAU	AMAKUZA	9182928196	SABELA ZIMSE	PAU111H12	20	Mar-26	1	50	2.1943	15	109.72	16.46	126.17
KZ436	67PAU	AMAKUZA	9181237579	MBANJWA BATHINI	PAU166H02	20	Mar-26	1	50	2.1943	15	109.72	16.46	126.17
KZ436	67PAU	AMAKUZA	9189771329	NTSHIZA ZIBUNILE	PAU112H05	20	Mar-26	1	50	2.1943	15	109.72	16.46	126.17
KZ436	67PAU	AMAKUZA	9189795347	MAJOZI BHEKI PROTAS	PAU3H50	20	Mar-26	1	50	2.1943	15	109.72	16.46	126.17
KZ436	67PAU	AMAKUZA	9198886452	JAMA THENJIWE IVY	PAU166H12	20	Mar-26	1	50	2.1943	15	109.72	16.46	126.17
KZ436	67PAU	AMAKUZA	9208074256	INZIMANDE BONGINKOSI	PAU81H22	20	Mar-26	1	50	2.1943	15	109.72	16.46	126.17
KZ436	67PAU	AMAKUZA	9216218584	SOSIBO LUNGILE CHRISTOPHERAH	PAU167H01	20	Mar-26	1	50	2.1943	15	109.72	16.46	126.17
KZ436	67PHB	HLABENI	9213692308	MEMELA NOMUSA	PHB26H18	20	Mar-26	1	50	2.1943	15	109.72	16.46	126.17
KZ436	67PAU	AMAKUZA	9212048887	MVELASE FUNEKILE SEPHRONIA	PAU167H05	20	Mar-26	1	50	2.1943	15	109.72	16.46	126.17
KZ436	67HLA	HLANGANANI	9216578948	JILI ERIC SIGWILI	HLA19650	20	Mar-26	1	50	2.1943	15	109.72	16.46	126.17
KZ436	E	ENKELEBANTW	9217669202	ZUMA MPHENDULELI VITALIS	SSE37H2	20	Mar-26	1	50	2.1943	15	109.72	16.46	126.17
KZ436	67PAU	AMAKUZA	9217590103	MHLONGO TIKILE ELEANORAH	PAU167H07	20	Mar-26	1	50	2.1943	15	109.72	16.46	126.17
KZ436	67PAU	AMAKUZA	9220839019	MTOLO GLORIA ZWAKALILE	PAU167H12	20	Mar-26	1	50	2.1943	15	109.72	16.46	126.17
KZ436	67PAU	AMAKUZA	9234276877	DLAMINI KWAZIKWAKHE	PAU40H51	20	Mar-26	1	50	2.1943	15	109.72	16.46	126.17
KZ436	67PAU	AMAKUZA	9262077649	NZIMANDE THULANI	PAU125H06	20	Mar-26	1	50	2.1943	15	109.72	16.46	126.17
KZ436	HIM	HIMEVILLE	9272898604	DLAMINI ZWELAKHE	HIM13080	20	Mar-26	1	50	2.1943	15	109.72	16.46	126.17
KZ436	67PSC	SUN CITY	9283732366	MTHEMBU THEMBISILE PRINCESS	PSC15H4	20	Mar-26	1	50	2.1943	15	109.72	16.46	126.17
KZ436	67PSK	SOKHELA S1	9285578390	SOKHELA SHADELENI	PSK3H13	20	Mar-26	1	50	2.1943	15	109.72	16.46	126.17
KZ436	67PAU	AMAKUZA	9311420789	SOSIBO NOSIPHO GLORIA	PAU23H200	20	Mar-26	1	50	2.1943	15	109.72	16.46	126.17
KZ436	67PAU	AMAKUZA	9312162656	DLAMINI MBHEKISENI ZIPI	PAU24H200	20	Mar-26	1	50	2.1943	15	109.72	16.46	126.17
KZ436	67PAU	AMAKUZA	9325260410	SOSIBO TUTU MAVIS	PAU25H203 AM	20	Mar-26	1	50	2.1943	15	109.72	16.46	126.17
KZ436	67PAU	AMAKUZA	9332606642	DLANGISA PRISCILLA PHAKAMILE	PAU27H200	20	Mar-26	1	50	2.1943	15	109.72	16.46	126.17
KZ436	67PAU	AMAKUZA	9336278916	MBANJWA ZIWELILE YEKELENI	PAU125H11	20	Mar-26	1	50	2.1943	15	109.72	16.46	126.17
KZ436	67PAU	AMAKUZA	9338002659	MTHEMBU NOMUDHLA	PAU126H02	20	Mar-26	1	50	2.1943	15	109.72	16.46	126.17
KZ436	67PAU	AMAKUZA	9334528194	MNGUNI SIKHUMBUZO	PAU126H03	20	Mar-26	1	50	2.1943	15	109.72	16.46	126.17

KZ436	67QSE	QULASHE S1	9349726234	PHUNGULA ADRIEAS	QSE11H9	20	Mar-26	1	50	2.1943	15	109.72	16.46	126.17
KZ436	67PHB	HLABENI	9367496985	MBANJWA WINEFRIEDA THOBEKA	PHB28H8	20	Mar-26	1	50	2.1943	15	109.72	16.46	126.17
KZ436	67PAU	AMAKUZA	9391731475	BUTHELEZILELIZABETH NOBUHLE	PAU53H200	20	Mar-26	1	50	2.1943	15	109.72	16.46	126.17
KZ436	67PAU	AMAKUZA	9410347620	MTHEMBU THEMBEKILE PHILLIPINA	PAU5H11	20	Mar-26	1	50	2.1943	15	109.72	16.46	126.17
KZ436	67PAU	AMAKUZA	9418772468	SOSIBO ZINHLE	PAU56H203	20	Mar-26	1	50	2.1943	15	109.72	16.46	126.17
KZ436	67HLA	HLANGANANI	9435375554	GAMDEDE ESTHER	HLA201H350 D1	20	Mar-26	1	50	2.1943	15	109.72	16.46	126.17
KZ436	67HLA	HLANGANANI	9435375554	GAMDEDE ESTHER	HLA201H350 D1	20	Mar-26	1	50	2.1943	15	109.72	16.46	126.17
KZ436	67PHB	HLABENI	9447888093	MBANJWA MVEZENI MOSES	PHB28H27	20	Mar-26	1	50	2.1943	15	109.72	16.46	126.17
KZ436	67PAU	AMAKUZA	9477898515	SIBETHA BAQHELELE GLORIA	PAU13H5	20	Mar-26	1	50	2.1943	15	109.72	16.46	126.17
KZ436	E	ENKELEBANTW	9502867928	DHLAMINI NOKUTHULA DOREEN	E0293	60	Mar-26	1	50	2.1943	15	109.72	16.46	126.17
KZ436	67PAU	AMAKUZA	951605262	NGCOBO THEMBEKILE VIRGINIA	PAU23H18	20	Mar-26	1	50	2.1943	15	109.72	16.46	126.17
KZ436	E	ENKELEBANTW	9537223493	SHELEMBE ANGELINE THEMBEKILE	SSE44H13	20	Mar-26	1	50	2.1943	15	109.72	16.46	126.17
KZ436	67PHB	HLABENI	9556293801	DLAMINI SYABOGNA E	PHB002014	20	Mar-26	1	50	2.1943	15	109.72	16.46	126.17
KZ436	67PMT	MQATSHENI	9562660452	DUMA BAWINILE EUSTINE	PMT24H24	20	Mar-26	1	50	2.1943	15	109.72	16.46	126.17
KZ436	67PAU	AMAKUZA	9586197858	MNGUNI HELENGANI	PAU6H4	20	Mar-26	1	50	2.1943	15	109.72	16.46	126.17
KZ436	67PAU	AMAKUZA	9604487966	INGCEBELE MANELISI NELSON	PAU6H6	20	Mar-26	1	50	2.1943	15	109.72	16.46	126.17
KZ436	67PAU	AMAKUZA	9606851274	NZIMANDE LINDIWE PRECIOUS	PAU45H9	20	Mar-26	1	50	2.1943	15	109.72	16.46	126.17
KZ436	67QSE	QULASHE S1	9607144355	IMBATHA SLINDILE	QSE11H21	20	Mar-26	1	50	2.1943	15	109.72	16.46	126.17
KZ436	67PMT	MQATSHENI	9605611247	SITHOLE MAUREEN JABULILE	ENZ03312	60	Mar-26	1	50	2.1943	15	109.72	16.46	126.17
KZ436	E	ENKELEBANTW	9628251732	MAPHANGA JABU	PMT27H10 UID	20	Mar-26	1	50	2.1943	15	109.72	16.46	126.17
KZ436	67POA	MAHWAQA	9638183417	MKHIZE MARGARET	POA7H10	20	Mar-26	1	50	2.1943	15	109.72	16.46	126.17
KZ436	67PAU	AMAKUZA	9664366213	IMTOLO THEMBSILE ELIZABETH	PAU47H5	20	Mar-26	1	50	2.1943	15	109.72	16.46	126.17
KZ436	67HLA	HLANGANANI	9682724795	ZULU CURIL	HLA199H110	20	Mar-26	1	50	2.1943	15	109.72	16.46	126.17
KZ436	67PAU	AMAKUZA	9690766303	DLAMINI MELTA BALUNGILE	PAU47H16	20	Mar-26	1	50	2.1943	15	109.72	16.46	126.17
KZ436	67PAU	AMAKUZA	9704497228	JAMA ANACLETA NTOMBIFIKILE	PAU48H10	20	Mar-26	1	50	2.1943	15	109.72	16.46	126.17
KZ436	67PAU	AMAKUZA	9704754877	MNGUNI PHUMULILE	PAU49H2	20	Mar-26	1	50	2.1943	15	109.72	16.46	126.17
KZ436	HIM	HIMEVILLE	9705695303	LUSWAZI NKOSIBONILE	POLE NO HIM1	20	Mar-26	1	50	2.1943	15	109.72	16.46	126.17
KZ436	67PAU	AMAKUZA	9706353716	MAMPELE NTOMBEKHAYA MARIET	PAU49H3	20	Mar-26	1	50	2.1943	15	109.72	16.46	126.17
KZ436	67PSK	SOKHELA S1	9714161396	HLOPHE JONGLOS	PSK8H4	20	Mar-26	1	50	2.1943	15	109.72	16.46	126.17
KZ436	67PAU	AMAKUZA	9713641562	NDABA QURHU VITALIS	PAU49H6	20	Mar-26	1	50	2.1943	15	109.72	16.46	126.17
KZ436	67PSC	SUN CITY	9721333836	MABI HLAZILE HILDA	PSC16H40	20	Mar-26	1	50	2.1943	15	109.72	16.46	126.17
KZ436	67PMT	MQATSHENI	9724473231	MOTKOUNG CALTON MFANYANA	PMT2H13	20	Mar-26	1	50	2.1943	15	109.72	16.46	126.17
KZ436	67PAU	AMAKUZA	9753757098	PHUNGULA DUDUMA THOKOZILE	PAU49H21	20	Mar-26	1	50	2.1943	15	109.72	16.46	126.17
KZ436	67PAU	AMAKUZA	9754605464	PHUNGULA NKOSAZANA	PAU49H22	20	Mar-26	1	50	2.1943	15	109.72	16.46	126.17
KZ436	67PMT	MQATSHENI	9754928639	SOSIBO BUSELAPHI FLORENCE	PAU49H24	20	Mar-26	1	50	2.1943	15	109.72	16.46	126.17
KZ436	67PMT	MQATSHENI	9762165989	MAKHANYA PHUMLANI ANGELICUS	PMT3H3	20	Mar-26	1	50	2.1943	15	109.72	16.46	126.17
KZ436	67PAU	AMAKUZA	9764812785	BENGU BUSELAPHI AGNES	PAU51H1	20	Mar-26	1	50	2.1943	15	109.72	16.46	126.17
KZ436	67PAU	AMAKUZA	9768619336	IMNDALI BUKISILE	PAU51H3	20	Mar-26	1	50	2.1943	15	109.72	16.46	126.17
KZ436	67PMT	MQATSHENI	9769989761	DUMA JOSEPH	PMT3H4	20	Mar-26	1	50	2.1943	15	109.72	16.46	126.17
KZ436	67PAU	AMAKUZA	9785625711	DLAMINI ELIZABETH HLENGIWE	PAU51H11	20	Mar-26	1	50	2.1943	15	109.72	16.46	126.17
KZ436	67PAU	AMAKUZA	9786048920	DLAMINI MHLAKAZA PATRICK	PAU51H12	20	Mar-26	1	50	2.1943	15	109.72	16.46	126.17
KZ436	67PAU	AMAKUZA	9790075394	PHUNGULA VALELENI	PAU51H13	20	Mar-26	1	50	2.1943	15	109.72	16.46	126.17
KZ436	67PAU	AMAKUZA	9792198729	MNGUNI BANCAMILE OCTAVIA	PAU32H14	20	Mar-26	1	50	2.1943	15	109.72	16.46	126.17
KZ436	67PAU	AMAKUZA	9792814283	PHUNGULA BUZELENI	PAU51H14	20	Mar-26	1	50	2.1943	15	109.72	16.46	126.17
KZ436	67PAU	AMAKUZA	9794956064	LANGA LETHANI BAKHOMBISE	PAU51H15	20	Mar-26	1	50	2.1943	15	109.72	16.46	126.17
KZ436	67PNM	NOMANDLOVU	9801124158	DLAMINI SNEHLANHLA	PNM53H18	20	Mar-26	1	50	2.1943	15	109.72	16.46	126.17
KZ436	67PAU	AMAKUZA	9816202741	MUWAHA THOKO ADELINE	PAU61H6	20	Mar-26	1	50	2.1943	15	109.72	16.46	126.17
KZ436	67SMR	STEPMORE	9821930497	NDLOVU NOMAGUGU UNICE	SMR009006 H1A	20	Mar-26	1	50	2.1943	15	109.72	16.46	126.17
KZ436	67PAU	AMAKUZA	9831241588	MNGUNI THOBILE PRINCESS	PAU32H21	20	Mar-26	1	50	2.1943	15	109.72	16.46	126.17
KZ436	67PAU	AMAKUZA	9831960635	MNGUNI MYALELWA PATRICK	PAU32H22	20	Mar-26	1	50	2.1943	15	109.72	16.46	126.17
KZ436	67NCW	AMACADI NCW	9832874162	JILI FARAI	NCW72H1	20	Mar-26	1	50	2.1943	15	109.72	16.46	126.17
KZ436	67SMR	STEPMORE	9837574714	IMBOKAZI SABISILE	SMR10005	20	Mar-26	1	50	2.1943	15	109.72	16.46	126.17
KZ436	67PNM	NOMANDLOVU	9848224189	MDLADLA BALAHENI	PNM1H3	20	Mar-26	1	50	2.1943	15	109.72	16.46	126.17
KZ436	67PAU	AMAKUZA	9848478875	MUWARA SANAH	PAU61H20	20	Mar-26	1	50	2.1943	15	109.72	16.46	126.17
KZ436	67PAU	AMAKUZA	9855520283	MNGUNI DELISANI	PAU33H3	20	Mar-26	1	50	2.1943	15	109.72	16.46	126.17
KZ436	67PMT	MQATSHENI	9859360378	MEMELA NTOMBIFIKILE	PMT5H11	20	Mar-26	1	50	2.1943	15	109.72	16.46	126.17
KZ436	67PAU	AMAKUZA	9868471966	MNGUNI THOMAS ZWENGANI	PAU33H7	20	Mar-26	1	50	2.1943	15	109.72	16.46	126.17
KZ436	67PMT	MQATSHENI	9904986757	INGCEMU GETRUDE	PMT7H4	20	Mar-26	1	50	2.1943	15	109.72	16.46	126.17

KZ436	67PAU	AMAKUZA	9913052772	JAMA MCUPHENI MTHEMBENI	PAU62H17	20	Mar-26	1	50	2.1943	15	109.72	16.46	126.17
KZ436	67PAU	AMAKUZA	9913381657	MEMELA MUZIWANELE DENNIS	PAU33H4	20	Mar-26	1	50	2.1943	15	109.72	16.46	126.17
KZ436	67PNM	NOMANDLOVU	9925775105	VEZI ZANDILE CYNTHIA	PNM52H7	20	Mar-26	1	50	2.1943	15	109.72	16.46	126.17
KZ436	67PAU	AMAKUZA	9943761494	NZIMANDE THOMAS SIYABONGA	PAU35H21	20	Mar-26	1	50	2.1943	15	109.72	16.46	126.17
KZ436	67PAU	AMAKUZA	9956656529	CHANGWE SABANI	PAU127H08	20	Mar-26	1	50	2.1943	15	109.72	16.46	126.17
KZ436	67PAU	AMAKUZA	9959943774	LINDENI THULISILE	PAU127H09	20	Mar-26	1	50	2.1943	15	109.72	16.46	126.17
KZ436	67PAU	AMAKUZA	9966476316	NSINDANE QHAMUKILE	PAU128H02	20	Mar-26	1	50	2.1943	15	109.72	16.46	126.17
KZ436	67PAU	AMAKUZA	9965354777	NZIMANDE GONONDO	PAU128H03	20	Mar-26	1	50	2.1943	15	109.72	16.46	126.17
KZ436	67PBT	BETHLEHEM	9968922508	DLAMINI LILINALE	BWR252H29	20	Mar-26	1	50	2.1943	15	109.72	16.46	126.17
KZ436	UND	UNDERBERG	9969184966	LUSWAZI NONHLANHLA JOYCE	UNB26004	20	Mar-26	1	50	2.1943	15	109.72	16.46	126.17
KZ436	67PPL	PITELA	9976351662	DLANGISA NTOMBIFUTHI	PPL2H4	20	Mar-26	1	50	2.1943	15	109.72	16.46	126.17
KZ436	67HLA	HLANGANANI	9984023317	KHUBONE VEZUMUSA	HLA19324	20	Mar-26	1	50	2.1943	15	109.72	16.46	126.17
KZ436	67PSC	SUN CITY	9986330806	IMBANJWA SELLIA	PSC2H3	20	Mar-26	1	50	2.1943	15	109.72	16.46	126.17
KZ436	E	ENKELEBANTW	9992441192	ZONDI THELELENI	SSE26H07	20	Mar-26	1	50	2.1943	15	109.72	16.46	126.17
KZ436	E	ENKELEBANTW	9993377496	MOLEFE J	EO433	60	Mar-26	1	50	2.1943	15	109.72	16.46	126.17

**EXPENDITURE MANAGEMENT REPORT FOR THE PERIOD OF FEBRUARY 2026**

**AUTHOR** : Chief Financial Officer( MP)

Levels : 1<sup>st</sup> Level –MANCO  
 : 2<sup>ND</sup>Level- Committee  
 : 3<sup>RD</sup> Level-Exco  
 : 4<sup>th</sup> Level-Council

**2. PURPOSE**

To report to the committee on the payments made during the month of February 2026

**3. LEGAL REQUIREMENTS**

- MFMA Act NO .56 of 2003

**4. BACKGROUND AND REASONING**

The accounting officer of a municipality is responsible for the management of the expenditure of the municipality. The accounting officer must take all reasonable steps to ensure that the municipality has and maintains an effective system of expenditure control, including procedures for approval, authorisation, withdrawal and payments of funds

The accounting officer must also make sure that the municipality has and maintains a system of internal control in respect of creditors and payments, that payments by the municipality are made directly to the person to whom it is due unless agreed otherwise for reasons as may be prescribed, and that all money owing by the municipality be paid within 30 days of receiving the relevant invoice or statement, unless prescribed otherwise for certain categories of expenditure.

**5. FINANCIAL IMPLICATIONS**

No financial implications

**6. STAFF IMPLICATIONS**

No staff implications

**7. Annexures**

- Payment listing DR Nkosazana Dlamini Zuma Municipality
- Top ten creditors
- Free basic electricity

**8. RECOMMENDATIONS**

That this report noted by the committee

LIST OF PAYMENTS MADE IN THE MONTH OF FEBRUARY 2026		DR NKOSAZANA DLAMINI ZUMA LOCAL MUNICIPALITY				
NO	SUPPLIER NAME	DESCRIPTION	AMOUNT	DATE OF INVOICE	PAYMENT DATE	COMPLIANCE
1	Ndilela Nonhle	Valuation appeal board-Ms Ndilela N attended appeals hearing related to Municipal Property Rates Act (MPRA) November and October 2025 claim. She travelled from Durban to Sani Pass and return	14,970.47	1/22/2026	2/2/2026	Yes
2	Phekula Trading (Pty) Ltd	Requisition for OSS grocery food packs, delivered at the Creighton Offices on the 19th November 2025, at 10am. Valuation appeal board-Mr. Dlomo S. attended appeals hearing related to Municipal Property Rates Act (MPRA) November 2025 claim. Venue :Premier Hotel Sani Pass. Point of departure: Uvongo	10,000.00	1/27/2026	2/2/2026	Yes
3	Dlomo Sandile	Valuation appeal board-Mr. Peter T Naude attended appeals hearing related to Municipal Property Rates Act (MPRA) November 2025 claim. Venue :Premier Hotel Sani Pass. Point of departure: Margate	15,254.97	1/21/2026	2/2/2026	Yes
4	Naude Peter	Repairs and maintenance of Gravel access roads certificate 2	13,784.31	1/21/2026	2/2/2026	Yes
5	Ukwazi HomeDevelopment Projects CC	Hire of excavator to work in Creighton dumpsite certificate 2, 11 January 2026 to 25 January 2026	1,658,415.00	1/23/2026	2/3/2026	Yes
6	Conan Construction	Construction of Ekupholeni creche certificate 4	112,125.00	1/27/2026	2/3/2026	Yes
7	BG Mazonigolo Construction CC	Refund of credit on account 13965	418,646.00	1/23/2026	2/3/2026	Yes
8	Zondi SR	Refund of credit on account 30064599	7,977.24	1/28/2026	2/6/2026	Yes
9	Joseph M JD'emmeriez DE Charmomy	Refund of credit on account 30064599	2,342.45	1/28/2026	2/6/2026	Yes
10	Ngcobo FS	Refund for Hall hire	1,000.00	1/28/2026	2/6/2026	Yes
11	Masedoco 27 CC	Excess payment to be made to Masedoco for the Municipal Vehicle with registration number BX69GMZN for Door Glasses, February 2026	2,797.23	2/5/2026	2/9/2026	Yes
12	Umhlaba Consulting	Software license: OVIO Core Module (Annual Fees) Building plan and hosting fees-January 2026	39,215.00	1/31/2026	2/9/2026	Yes
13	Solvem Consulting (Pty) Ltd	Budget support, valuation reconciliation, bank reconciliation, travel time, Billing, accommodation, car rental, flight, debtors recon and annual financial statements support. Qualification-Umalusi-National secondary-South Africa and National Secondary fee-January 2026	328,628.50	2/2/2026	2/9/2026	Yes
14	Managed Integrity Evaluations	Licensing and registration of 59 Municipal Vehicles, PWBS, Office of the MM, Community Services, BTO, Corporate Services and DTPS-January 2026	132.14	1/31/2026	2/9/2026	Yes
15	KwaZulu Natal Transport	Rent and levy for March 2026	80,262.00	2/4/2026	2/9/2026	Yes
16	The Perks Family Trust	Renewal of PO Box 62 Creighton-renewal period for 2026	7,905.20	2/5/2026	2/9/2026	Yes
17	Post Office South Africa	External audit fees for Ravindra Lutchman, Manelisi Njisane and Mzikayitani Buthelezi-INV434951	695.00	2/4/2026	2/17/2026	Yes
18	Auditor-General South Africa	Diploma in Community Development (1 year) student number :226149311	140,970.62	2/9/2026	2/17/2026	Yes
19	University of Kwazulu-Natal	Provision of security services for a period of 3 years-February invoices.	38,320.00	2/12/2026	2/17/2026	Yes
20	Mhlonzo Security (Pty) Ltd	Cell phones bill for November and December	2,140,534.81	2/9/2026	2/17/2026	Yes
21	Mobile Telephone Network (Pty) Ltd	Ndz water-January invoices	531,603.02	2/6/2026	2/17/2026	Yes
22	Harry Gwala District Municipality		69,918.35	2/9/2026	2/17/2026	Yes

23	Bulwer and Donnybrook Taxi Association	Transported learners who attended matric awards ceremony held at Bulwer hall on 3 February 2026 as per taxi routes for matric awards. 3x22 seater minibuses and 11x15 seater minibuses, from Ginyane high school, Centocow, Amakhuze, Dingeka, Mdngi, Mandlezizwe, Sgoqza, Mandadla, Masamini, Ngonyama, Dumabe.	43,500.00	2/9/2026	2/17/2026	Yes
24	Mathutha Trading Enterprises	Supply and delivery of Councilors A4 size 29 printed, 150 ward committees A4 printed with designation, 15 ward support clerks A4 printed with designation and 3000 calendars A2 size 594mm by 420 mm	225,400.00	2/9/2026	2/17/2026	Yes
25	Sombizi Holdings	Requested advertisement of PWBS projects and other projects Construction of Ntwasahlobo and Half my right pedestrian bridges, supply and install back up generator and appointment of environmentalist	33,815.11	2/5/2026	2/17/2026	Yes
26	Risenathi Trading (Pty) Ltd	Requested 150 bottle water and fruits (07 boxes of bananas and apples) for 500 people who attended Matric Awards Ceremony on the 03 February 2026 at Bulwer Hall	10,000.00	2/5/2026	2/17/2026	Yes
27	Bikwayo Trading	Requested 20 trophies for 'Isibuko Esihle samatshishi' Festival. at Mbulelwani community hall on the 31 January 2026	29,000.01	2/5/2026	2/17/2026	Yes
28	The Institute of Risk Management South Africa	Requested Risk Management Officer (Mlolo L) and the Risk Management Champions (Mbatha S, Majola T, Wela N, Radebe S, Diamini W and Diamini Z) to attend Risk Champions training that will be conducted by Institute of Risk Management South Africa at Sandton on 24 and 25 February 2026	58,096.62	2/4/2026	2/17/2026	Yes
29	Today's Hope Trading & Projects 162	Requested catering for 150 people for Matric awards ceremony on the 03-02-25 at Bulwer Community Hall	17,805.00	2/5/2026	2/17/2026	Yes
30	Real Travel	Requested accommodation for Mayor PS Msoni and bodyguards attending Mayoral forum in Durban 15 & January 2026	4,810.00	2/5/2026	2/17/2026	Yes
31	Nontuli Trading (Pty) Ltd	Requested 20 A4 frames for 'Isibuko esihle samatshishi' festival 31 January 2026 at Mbulelwani community hall.	8,300.00	2/5/2026	2/17/2026	Yes
32	Risenathi Trading (Pty) Ltd	Store Management requested Supply and delivery of cleaning material- 48 Furniture polish, 20 dishwashing cloth and 100 toilet block.	8,500.00	2/5/2026	2/17/2026	Yes
33	Underberg and Himeville Taxi Owners Association	Transport 1x22 seater taxi, 1x22 seater taxi and 1x22 seater taxi from Ntwasahlobo, Bafokwa School, Faithway, Nhlantlani & Skoffli and return them on the same day. Matric awards ceremony Bulwer Hall on 31r February 2026	13,500.00	2/5/2026	2/17/2026	Yes
34	Scott Williams	Repairs and maintenance of small plant and equipment for a period of 36 months December invoices. Requested servicing of SCAG ride on mower (Briggs Engine) at Creighton base for + - 350hrs Zero turn scag (Briggs motor) at Creighton base for + - 350hrs	12,822.50	2/5/2026	2/17/2026	Yes
35	Amancwabane Trading Enterprise	Corporate department requested 2 paid stamps, 2 received stamps with ink, 2 entered stamps and 2 processed stamps.	7,000.00	2/5/2026	2/17/2026	Yes
36	Double Option Investments (Pty) Ltd	Pwbs requested an electrical service provider to perform electrical services at Creighton offices	25,752.99	2/5/2026	2/17/2026	Yes
37	Mathutha Trading Enterprises	Pwbs requested supply and delivery of toilet paper 48 by 250	58,937.50	2/5/2026	2/17/2026	Yes

38	Fleetside Trading	Request for petrol for brush cutters- Creighton centre 90 litres Requested flight for Speaker SS Phoswa attending local government Indaba 01 October 2025	1,980.00	2/5/2026	2/17/2026	Yes
39	Baithaupi Executive Travel CC	Requested chemicals and herbicides for Parks and Cemeteries. 2 roundup brambler killer 20 litre, 2 super concrete round tree, stamp and weed killer 250 ml, 2 round weed killer 20 litre, 1 friction black locust killer 5 litre and 2 knapsack pressure sprayer 16 litre.	2,353.83	2/5/2026	2/17/2026	Yes
40	Amajulu Trading and Enterprises (Pty) Ltd	Provision of internet services for a period of 3 years-January invoice	29,950.00	2/5/2026	2/17/2026	Yes
41	Mobile Telephone Network (Pty) Ltd	Request for Advertising of indigent advert for the financial year 2026/2027 (32cm x 4cm) and requested advertisement of BTO-2025/2026 leased properties for provision of infrastructure network in the local newspaper. Isolezwe (20cm x 3cm) and East Griqualand (20cm x 4cm)	77,613.18	2/5/2026	2/18/2026	Yes
42	Sombizi Holdings	Repairs and maintenance of small plant and equipment for a period of 36 months-December invoices.	42,624.47	2/5/2026	2/18/2026	Yes
43	Scott Williams	Request for coordination of local & provincial media houses coverage for matric awards taking place on the 03.02.26 at Bulwer Community Hall. 1 organising media, 1 local radio and 1 TV slot.	15,089.15	2/5/2026	2/18/2026	Yes
44	Yayoh Trading		140,760.00	2/5/2026	2/18/2026	Yes
45	Mathutha Trading Enterprises	5x80 cleaning material-mops, 5x400 toilet bows cleaner, 15x120 industrial large mops, 60 x 10 brooms and 15x20 wiping cloth.	6,095.00	2/5/2026	2/18/2026	Yes

46	Bathuipi Executive Travel CC	Accommodation for Majola T. 4 BTO officials who attended BEC committee meeting in Underberg on the 26 January 2026 and Ndz conference. Basi NP and Ndela L.	71,695.00	2/5/2026	2/18/2026	Yes
47	Earlyworks 266 (Pty) Ltd	Provision of telephones for a period of 3 years-February invoices	51,549.90	2/5/2026	2/18/2026	Yes
48	Sinoncedo Trading (Pty) Ltd	Supply and delivery of 66 Matric awards (Trophies) and delivery	29,800.00	2/5/2026	2/18/2026	Yes
49	Okwendalo Construction	Security training for a period of 3 years-January invoice, 15 learners for Grade B, 17 grade C, 17 grade D and 11 for grade E	74,475.00	2/5/2026	2/18/2026	Yes
50	Real Travel	Accommodation for Mr J Sondezi	3,990.00	1/27/2026	2/19/2026	Yes
51	Fettercaim Farm Land Trust	Refund of credit on account 102565	7,486.80	2/16/2026	2/20/2026	Yes
52	BG Mazongolo Construction CC	Construction of Jackson Street Causeway certificate 1	400,747.40	1/22/2026	2/20/2026	Yes
53	BG Mazongolo Construction CC	Construction of Phosane community hall certificate 6	522,376.00	2/11/2026	2/20/2026	Yes
54	Mathutha Trading Enterprises	Construction of OSS Houses retention ward 4	7,721.65	2/11/2026	2/20/2026	Yes
55	Game Stores	Laptop and laptop bag for Miya Ushiphe sponsored by Ndz Municipality. He is one of the top ten learners awarded at the beginning of 2026 (position 4)	9,898.00	2/18/2026	2/24/2026	Yes
56	Mancosa	Academic fees for Nyawose Sipho who is doing Bachelor of commerce sponsored by Ndz Municipality (2nd year) student no:23076	34,920.00	2/18/2026	2/24/2026	Yes
57	Shardesh Sewlal Engineers	Phosane Community hall certificate 4 and 5	89,147.30	1/26/2026	2/24/2026	Yes
58	Man TK IT Solution	Hosting of emails, website, security and technical support for a period of 3 years-55 website management and support, 17 website management and support and 15 website management and support.	95,047.50	2/18/2026	2/24/2026	Yes
59	Amaphemba Trading Enterprise	Requisition to hire 10 round tables and 100 decorations, decorate the main stage 1; this was for Matric Awards in January 2026.	20,000.00	2/20/2026	2/24/2026	Yes
60	Ukwazi Home Development Projects CC	Repairs and maintenance of gravel roads certificate 3	865,260.00	2/23/2026	2/26/2026	Yes
61	Eskom Shopping Complex Opposite Sports Ground	Eskom February statements	4,322.01	2/23/2026	2/26/2026	Yes
62	Eskom Himeville Area	Eskom February statements	1,705.11	2/23/2026	2/26/2026	Yes
63	Eskom Free Basic Electricity	Eskom February statements	93,264.01	2/23/2026	2/26/2026	Yes
64	Eskom Creighton Animal Pound	Eskom February statements	6,549.83	2/23/2026	2/26/2026	Yes
65	Eskom Creighton Streetlights	Eskom February statements	4,768.98	2/18/2026	2/26/2026	Yes
66	Eskom Old Post Office	Eskom February statements	1,962.18	2/18/2026	2/26/2026	Yes
67	Eskom Bulwer CSC	Eskom February statements	30,618.72	2/18/2026	2/26/2026	Yes
68	Eskom Capital Building	Eskom February statements	50,313.17	2/23/2026	2/26/2026	Yes
69	Eskom Creighton Office Near Animal Pound	Eskom February statements	8,091.25	2/18/2026	2/26/2026	Yes
70	Eskom Creighton Rural Dumpsite	Eskom February statements	3,273.74	2/23/2026	2/26/2026	Yes
71	Eskom Streetlights Bulwer and Pholela	Eskom February statements	4,118.09	2/23/2026	2/26/2026	Yes
72	Eskom Bulwer Taxi Rank	Eskom February statements	4,147.14	2/23/2026	2/26/2026	Yes
73	Eskom Kilmon Horse Racing	Eskom February statements	1,541.09	2/23/2026	2/26/2026	Yes
74	Eskom Streetlights Bulwer Area	Eskom February statements	9,791.94	2/23/2026	2/26/2026	Yes
75	Eskom Disaster Centre	Eskom February statements	11,445.67	2/23/2026	2/26/2026	Yes
76	Eskom Underberg Taxi Rank	Eskom February statements	8,180.21	2/23/2026	2/26/2026	Yes
77	Eskom 131 Streetlights Bulwer	Eskom February statements	10,374.73	2/23/2026	2/26/2026	Yes
78	Eskom Bulwer Public Toilets	Eskom February statements	389.29	2/23/2026	2/26/2026	Yes
79	Eskom Himeville Post Office	Eskom February statements	20,925.11	2/23/2026	2/26/2026	Yes
80	Eskom Himeville Pound	Eskom February statements	2,100.06	2/23/2026	2/26/2026	Yes
81	Ukwazi Home Development Projects CC	Bulwer Town Upgrade side walks Phase 2 certificate 6	179,997.84	2/10/2026	2/26/2026	Yes








MUNICIPALITY	SA_ID	NAME	ADDRESS	VAT_RATE	CLAIMED	CLAIM_TO
1 Dr Nkosazana Zuma Municipality	5012143415	MBANUWA ZIBALELE	AMAKUZA UNDERBURG KZN	15	109.715	16.4572 126.1722
2 Dr Nkosazana Zuma Municipality	5044765394	NDLOVU MTHABISENI	STEPMORE	15	109.715	16.4572 126.1722
3 Dr Nkosazana Zuma Municipality	5004765394	NDLOVU MTHABISENI	STEPMORE	15	109.715	16.4572 126.1722
4 Dr Nkosazana Zuma Municipality	5070064036	NGOBESE JABULANI	PEVENSY	15	109.715	16.4572 126.1722
5 Dr Nkosazana Zuma Municipality	5077117859	NGOZA LULU LULIAN	KWATHUNZI NKOTHWENI UNDERBERG KZN	15	109.715	16.4572 126.1722
6 Dr Nkosazana Zuma Municipality	5088942418	STYOLE NOMUSA	SOKHELA-S1.IKOPO KZN OU	15	109.715	16.4572 126.1722
7 Dr Nkosazana Zuma Municipality	5114138635	ZUMIA AGNES	SOKHELA-S1.IKOPO KZN OU	15	109.715	16.4572 126.1722
8 Dr Nkosazana Zuma Municipality	5114923117	DLAMINI LUNGISANI MLINGISI	AMAKUZA UNDERBURG KZN	15	109.715	16.4572 126.1722
9 Dr Nkosazana Zuma Municipality	5115198340	PHUNGULA ANNACLETA BUSISWE	AMAKUZA UNDERBURG KZN	15	109.715	16.4572 126.1722
10 Dr Nkosazana Zuma Municipality	5128347483	DLAMINI NOMPUMELELO	AMAKUZA UNDERBURG KZN	15	109.715	16.4572 126.1722
11 Dr Nkosazana Zuma Municipality	5134335281	MADIBA BONAKELE	SOKHELA-S1.IKOPO KZN OU	15	109.715	16.4572 126.1722
12 Dr Nkosazana Zuma Municipality	5151069816	MOLEFE MAVIS MAKATSHENG	STEPMORE UNDERBERG KZN	15	109.715	16.4572 126.1722
13 Dr Nkosazana Zuma Municipality	5201727731	NTULI SBOINGILE MARY JANE	MQATSHENI S1 UNDERBERG KZN	15	109.715	16.4572 126.1722
14 Dr Nkosazana Zuma Municipality	5167464778	DUMA ESTHER BALISWA	EHLABENI BULWER KZN	15	109.715	16.4572 126.1722
15 Dr Nkosazana Zuma Municipality	5168050159	PHOSWA ZAMAGUGU	SOKHELA-S1.IKOPO KZN OU	15	109.715	16.4572 126.1722
16 Dr Nkosazana Zuma Municipality	5188835020	HLI BHEKONVAKHE	ENAKRUZENI AREA NEAR MASHAYLANGA SCHOOL	15	109.715	16.4572 126.1722
17 Dr Nkosazana Zuma Municipality	5196732286	CHAGWE NONHLANHLA	AMAKUZA UNDERBURG KZN	15	109.715	16.4572 126.1722
18 Dr Nkosazana Zuma Municipality	5203938206	SOSIBO ZIBANGILE	AMAKUZA UNDERBURG KZN	15	109.715	16.4572 126.1722
19 Dr Nkosazana Zuma Municipality	52042112809	SHOBA MFANO	XOSHEYAKHE ENKELEBANTWANA PMB KZN	15	109.715	16.4572 126.1722
20 Dr Nkosazana Zuma Municipality	5208604195	DLAMINI BONISWE ERONICA	XOSHEYAKHE ENKELEBANTWANA PMB KZN	15	109.715	16.4572 126.1722
21 Dr Nkosazana Zuma Municipality	5231376500	SHEZI SIPHO CORNELIUS	AMAKUZA UNDERBURG KZN	15	109.715	16.4572 126.1722
22 Dr Nkosazana Zuma Municipality	5247957885	PAKISI THANDIWE ANTONIA	HLANGANANI S1 IKOPO KZN OU	15	109.715	16.4572 126.1722
23 Dr Nkosazana Zuma Municipality	5250379300	MNGUNI MAKHOSANKE	AMAKUZA UNDERBURG KZN	15	109.715	16.4572 126.1722
24 Dr Nkosazana Zuma Municipality	5281396510	DUMA ZIPHATHELE	AMAKUZA UNDERBURG KZN	15	109.715	16.4572 126.1722
25 Dr Nkosazana Zuma Municipality	5286089597	MTHEMBU BAJABULILE GLADYS	AMAKUZA UNDERBURG KZN	15	109.715	16.4572 126.1722
26 Dr Nkosazana Zuma Municipality	5287739909	TSHAPHA HONEY SELLY	AMAKUZA UNDERBURG KZN	15	109.715	16.4572 126.1722
27 Dr Nkosazana Zuma Municipality	5289104401	SIBETHA JALISILE DORIS	AMAKUZA UNDERBURG KZN	15	109.715	16.4572 126.1722
28 Dr Nkosazana Zuma Municipality	5291650509	SITHOLE THOKALEE THEODORA	JUNCTION ELECTRIFICATION S1.SOKHELA UNDERBERG KZN OU	15	109.715	16.4572 126.1722
29 Dr Nkosazana Zuma Municipality	5316522234	DLAMINI DUDUZILE	JUNCTION ELECTRIFICATION S1.SOKHELA UNDERBERG KZN OU	15	109.715	16.4572 126.1722
30 Dr Nkosazana Zuma Municipality	5333847420	MDIADLA BINONO	SOKHELA-S1 IKOPO KZN OU	15	109.715	16.4572 126.1722
31 Dr Nkosazana Zuma Municipality	5338764396	MHATHA BENGAZI	STEPMORE S1 UNDERBERG KZN	15	109.715	16.4572 126.1722
32 Dr Nkosazana Zuma Municipality	5346291384	MOSEYA GORDON	NKWIZELA S1 UNDERBERG KZN	15	109.715	16.4572 126.1722
33 Dr Nkosazana Zuma Municipality	5362987371	HLOPE ZANDILE	STEPMORE	15	109.715	16.4572 126.1722
34 Dr Nkosazana Zuma Municipality	5394601852	MNCWANE TOEMLE	STEPMORE	15	109.715	16.4572 126.1722
35 Dr Nkosazana Zuma Municipality	5438986250	MEMELA ZITHEMBANI	JUNCTION ELECTRIFICATION S1.SOKHELA UNDERBERG KZN OU	15	109.715	16.4572 126.1722
36 Dr Nkosazana Zuma Municipality	5446862817	NKELE PHILANI	NKUMBA	15	109.715	16.4572 126.1722
37 Dr Nkosazana Zuma Municipality	54649451589	KUMENE LINGANI MILDRED	HLANGANANI	15	109.715	16.4572 126.1722
38 Dr Nkosazana Zuma Municipality	5467390857	JAMA NOKULUNGA	DR NKOSAZANA DLAMINI ZUMA MUNICIPALITY WARD4	15	109.715	16.4572 126.1722
39 Dr Nkosazana Zuma Municipality	5495203033	SOSIBO NOMDANGCO	DR NKOSAZANA DLAMINI ZUMA MUNICIPALITY WARD4	15	109.715	16.4572 126.1722
40 Dr Nkosazana Zuma Municipality	5506944350	DLAMINI KHOHLWANGEZAKHE	ENKELEBANTWANA	15	109.715	16.4572 126.1722
41 Dr Nkosazana Zuma Municipality	5522588064	DLAMINI NOMAZULU	Brick House	15	109.715	16.4572 126.1722
42 Dr Nkosazana Zuma Municipality	5524036527	NZIMANDE HLAZIKAHLE	Traditional House	15	109.715	16.4572 126.1722
43 Dr Nkosazana Zuma Municipality	5549528501	MBANUWA ZISHU	Brick House	15	109.715	16.4572 126.1722
44 Dr Nkosazana Zuma Municipality	5575029206	DLAMINI ANAASTASIA	STOFFELTON IMPENDELE KZN	15	109.715	16.4572 126.1722
45 Dr Nkosazana Zuma Municipality	5581866076	KHUBONI SUKANI WILBROAD	HLANGANANI 3 CREIGHTON IKOPO KZN OU	15	109.715	16.4572 126.1722
46 Dr Nkosazana Zuma Municipality	559167710	PHUNGULA NOSIPHO	DR NKOSAZANA DLAMINI ZUMA MUNICIPALITY WARD4	15	109.715	16.4572 126.1722
47 Dr Nkosazana Zuma Municipality	5592708996	MTOLO MBANANI	HLANGANANI 3 CREIGHTON IKOPO KZN OU	15	109.715	16.4572 126.1722
48 Dr Nkosazana Zuma Municipality	5594500743	DLAMINI MFUNDISI KAIZER	HLANGANANI 3 CREIGHTON IKOPO KZN OU	15	109.715	16.4572 126.1722
49 Dr Nkosazana Zuma Municipality	5594935784	LANGA LUNGELINI	HLANGANANI 3 CREIGHTON IKOPO KZN OU	15	109.715	16.4572 126.1722
50 Dr Nkosazana Zuma Municipality	5595597445	SHEZI ROBERT	HLANGANANI 3 CREIGHTON IKOPO KZN OU	15	109.715	16.4572 126.1722
51 Dr Nkosazana Zuma Municipality	5595830295	LANGA CYNTHIA	HLANGANANI 3 CREIGHTON IKOPO KZN OU	15	109.715	16.4572 126.1722
52 Dr Nkosazana Zuma Municipality	5596194077	LANGA THANDIWE ALBERTINA	HLANGANANI 3 CREIGHTON IKOPO KZN OU	15	109.715	16.4572 126.1722
53 Dr Nkosazana Zuma Municipality	5599444776	MTHEMBU ANDILE	HLANGANANI 3 CREIGHTON IKOPO KZN OU	15	109.715	16.4572 126.1722
54 Dr Nkosazana Zuma Municipality	5599763416	NZIMANDE SIPHO	HLANGANANI 3 CREIGHTON IKOPO KZN OU	15	109.715	16.4572 126.1722
55 Dr Nkosazana Zuma Municipality	5600191899	MBANUWA BHULABHULA	HLANGANANI 3 CREIGHTON IKOPO KZN OU	15	109.715	16.4572 126.1722
56 Dr Nkosazana Zuma Municipality	5611573227	SOSIBO BAQIPHILE	MQATSHENI UNDERBURG KZN	15	109.715	16.4572 126.1722
57 Dr Nkosazana Zuma Municipality	5615498349	MIYA BUSISWE	MQATSHENI UNDERBURG KZN	15	109.715	16.4572 126.1722
58 Dr Nkosazana Zuma Municipality	5629963203	MADIYA NOKWANDA RITTA	AMAKHUZA S1 UNDERBERG KZN	15	109.715	16.4572 126.1722
59 Dr Nkosazana Zuma Municipality	5646877885	DLAMINI G	AMAKHUZA S1 UNDERBERG KZN	15	109.715	16.4572 126.1722
60 Dr Nkosazana Zuma Municipality	5680918498	XOLO PHINDILE MAUREEN	MQATSHENI UNDERBURG KZN	15	109.715	16.4572 126.1722
61 Dr Nkosazana Zuma Municipality	5704310857	MOLEFE MAKHESHE TRYIZA	HOUSE	15	109.715	16.4572 126.1722
62 Dr Nkosazana Zuma Municipality	5729574252	DLAMINI T	TRADITIONAL HOUSE	15	109.715	16.4572 126.1722
63 Dr Nkosazana Zuma Municipality	5738626008	BEKWA NOMAHELA	TRADITIONAL HOUSE	15	109.715	16.4572 126.1722
64 Dr Nkosazana Zuma Municipality	5755133815	DLADLA MHLABUZIMA	MQATSHENI UNDERBURG KZN	15	109.715	16.4572 126.1722
65 Dr Nkosazana Zuma Municipality	5776548109	MOKOENA NTOMBI	MQATSHENI UNDERBURG KZN	15	109.715	16.4572 126.1722
66 Dr Nkosazana Zuma Municipality	5776811059	MSONI ZANDILE	MQATSHENI UNDERBURG KZN	15	109.715	16.4572 126.1722
67 Dr Nkosazana Zuma Municipality	5778884045	BELE THEMBILE MAUREEN	NKELABANTWANA BULWER KZN	15	109.715	16.4572 126.1722

68	Dr Nkosazana Zuma Municipality	5830472725	DLAMINI SKHUMBUZO	MQATSHENI UNDERBURG KZN	15	109 715	16 4572	126.1722
69	Dr Nkosazana Zuma Municipality	58375395317	SUKHATHANE MBONGISENI	TRADITIONAL HOUSE	15	109 715	16 4572	126.1722
70	Dr Nkosazana Zuma Municipality	5849119869	MKHIZE MBUTU	MQATSHENI UNDERBURG KZN	15	109 715	16 4572	126.1722
71	Dr Nkosazana Zuma Municipality	5860188992	DLAMINI NOMZAMO	BULWER UNDERBURG PMB KZN	15	109 715	16 4572	126.1722
72	Dr Nkosazana Zuma Municipality	5883500948	MKHIZE THUTHURANI	MQATSHENI UNDERBURG KZN	15	109 715	16 4572	126.1722
73	Dr Nkosazana Zuma Municipality	5888506855	ZONDI VUYISILE	MQATSHENI UNDERBURG KZN	15	109 715	16 4572	126.1722
74	Dr Nkosazana Zuma Municipality	5919493147	NKOSI BONGINKOSI	BULWER UNDERBURG PMB KZN	15	109 715	16 4572	126.1722
75	Dr Nkosazana Zuma Municipality	5936031605	DUMA MHAWUKELWA EDMUND	MQATSHENI UNDERBURG KZN	15	109 715	16 4572	126.1722
76	Dr Nkosazana Zuma Municipality	5938510858	MIYA LIZI	DONNYBROOK	15	109 715	16 4572	126.1722
77	Dr Nkosazana Zuma Municipality	5954342636	MIYA NOMUSA CONSTANCE	HLANGANANI S1 IKOPO KZN OU	15	109 715	16 4572	126.1722
78	Dr Nkosazana Zuma Municipality	6016805705	JAMA BHOSIKHILEONARD	AMAKUZA UNDERBURG KZN	15	109 715	16 4572	126.1722
79	Dr Nkosazana Zuma Municipality	6026262541	MILTWA BEAUTY THOKOZILE	HLABENI UNDERBURG KZN	15	109 715	16 4572	126.1722
80	Dr Nkosazana Zuma Municipality	6069362470	ZONDI MAVIS QONDEWILE	AMAKUZA UNDERBURG KZN	15	109 715	16 4572	126.1722
81	Dr Nkosazana Zuma Municipality	6074641737	SHEZI SYDNEY MHLFENGI	AMAKUZA UNDERBURG KZN	15	109 715	16 4572	126.1722
82	Dr Nkosazana Zuma Municipality	6081897057	MSQWINI NHLANHLA	AMAKUZA UNDERBURG KZN	15	109 715	16 4572	126.1722
83	Dr Nkosazana Zuma Municipality	61132525185	SHEZI SIDUBA ENMERENCIA	AMAKUZA UNDERBURG KZN	15	109 715	16 4572	126.1722
84	Dr Nkosazana Zuma Municipality	6112688816	MNGUNI SIZZO BERNARD	AMAKUZA UNDERBURG KZN	15	109 715	16 4572	126.1722
85	Dr Nkosazana Zuma Municipality	6151037112	SHEZI ANNASTASIA NCAMISILE	AMAKUZA UNDERBURG KZN	15	109 715	16 4572	126.1722
86	Dr Nkosazana Zuma Municipality	6154931966	DLADLA C	HOUSE	15	109 715	16 4572	126.1722
87	Dr Nkosazana Zuma Municipality	6184452768	NDOLOVU BONISWE	MHLANGENI	15	109 715	16 4572	126.1722
88	Dr Nkosazana Zuma Municipality	6206605358	DLAMINI HLENGWE	AMAKUZA UNDERBURG KZN	15	109 715	16 4572	126.1722
89	Dr Nkosazana Zuma Municipality	6231850871	MIYA BUSISINWE	EHLABENI BULWER KZN	15	109 715	16 4572	126.1722
90	Dr Nkosazana Zuma Municipality	6256093761	NALA MCOVIFA	HLABENI UNDERBURG KZN	15	109 715	16 4572	126.1722
91	Dr Nkosazana Zuma Municipality	6291138060	NGCOBO ESLINA	MQATSHENI UNDERBURG KZN	15	109 715	16 4572	126.1722
92	Dr Nkosazana Zuma Municipality	6297687441	DLAMINI BANDILE ANGEIDA	AMAKUZA UNDERBURG KZN	15	109 715	16 4572	126.1722
93	Dr Nkosazana Zuma Municipality	6317663965	MCHUNU NOMAKHISIMULI	BULWER UNDERBURG PMB KZN	15	109 715	16 4572	126.1722
94	Dr Nkosazana Zuma Municipality	6324234852	MKHIZE PATRICK SIZWE	AMAKUZA UNDERBURG KZN	15	109 715	16 4572	126.1722
95	Dr Nkosazana Zuma Municipality	6332135202	MVUNDIRA NOMPUMELELO	MQATSHENI UNDERBURG KZN	15	109 715	16 4572	126.1722
96	Dr Nkosazana Zuma Municipality	6335130505	HLANGU THOLAKALE	MQATSHENI UNDERBURG KZN	15	109 715	16 4572	126.1722
97	Dr Nkosazana Zuma Municipality	6340335066	BHENGU BASO LIE	MQATSHENI UNDERBURG KZN	15	109 715	16 4572	126.1722
98	Dr Nkosazana Zuma Municipality	6354429074	MIYA NDLWAZI	AMAKUZA UNDERBURG KZN	15	109 715	16 4572	126.1722
99	Dr Nkosazana Zuma Municipality	6362762817	NZIMANDE SITHEMBISO	KILUMUN S1 UNDERBURG CNC KZN OU	15	109 715	16 4572	126.1722
100	Dr Nkosazana Zuma Municipality	6370282480	MKHIZE THUTHUKILE	KILUMUN S1 UNDERBURG CNC KZN OU	15	109 715	16 4572	126.1722
101	Dr Nkosazana Zuma Municipality	6385664364	LUSWAZI THIBILE	MQATSHENI UNDERBURG KZN	15	109 715	16 4572	126.1722
102	Dr Nkosazana Zuma Municipality	6385998260	NTSINDANA KWELI	KILUMUN S1 UNDERBURG CNC KZN OU	15	109 715	16 4572	126.1722
103	Dr Nkosazana Zuma Municipality	6387079370	HADDEBE MILDRED	Brick house	15	109 715	16 4572	126.1722
104	Dr Nkosazana Zuma Municipality	6388506315	SHEZI MZIMBILI	MQATSHENI UNDERBURG KZN	15	109 715	16 4572	126.1722
105	Dr Nkosazana Zuma Municipality	6390110503	MIYA THQVWAPHI	AMAKUZA UNDERBURG KZN	15	109 715	16 4572	126.1722
106	Dr Nkosazana Zuma Municipality	6394910170	KHUBONI B	HOUSE	15	109 715	16 4572	126.1722
107	Dr Nkosazana Zuma Municipality	6395670114	SABELA NOKWENZANI	KILUMUN S1 UNDERBURG CNC KZN OU	15	109 715	16 4572	126.1722
108	Dr Nkosazana Zuma Municipality	6411706334	MNYOSI INGENZINI GENEROSA	AMAKUZA UNDERBURG KZN	15	109 715	16 4572	126.1722
109	Dr Nkosazana Zuma Municipality	6411873097	KWASABELA BAMBILE	KILUMUN S1 UNDERBURG CNC KZN OU	15	109 715	16 4572	126.1722
110	Dr Nkosazana Zuma Municipality	6413237883	MBANUWA BASOULE	KILUMUN S1 UNDERBURG CNC KZN OU	15	109 715	16 4572	126.1722
111	Dr Nkosazana Zuma Municipality	6417217719	DLAMINI BAPHINDILE	KILUMUN S1 UNDERBURG CNC KZN OU	15	109 715	16 4572	126.1722
112	Dr Nkosazana Zuma Municipality	6426168611	MBATHA BONGANI	EHLABENI BULWER KZN	15	109 715	16 4572	126.1722
113	Dr Nkosazana Zuma Municipality	6433075761	SINDANE MHLANGANYELWA	KILUMUN S1 UNDERBURG CNC KZN OU	15	109 715	16 4572	126.1722
114	Dr Nkosazana Zuma Municipality	6427767191	CHAQWE AUDREY	MQATSHENI UNDERBURG KZN	15	109 715	16 4572	126.1722
115	Dr Nkosazana Zuma Municipality	6459863038	MKWENA MBALEKELWA PHILLIP	MQATSHENI UNDERBURG KZN	15	109 715	16 4572	126.1722
116	Dr Nkosazana Zuma Municipality	6479611109	DUMA LUCKY	MQATSHENI UNDERBURG KZN	15	109 715	16 4572	126.1722
117	Dr Nkosazana Zuma Municipality	6487388979	RHENISA ZIBUYILE ANNATORIA	SIZANENJANA KWABUTHO S1 UNDERBERG KZN OU	15	109 715	16 4572	126.1722
118	Dr Nkosazana Zuma Municipality	6499877955	MIYA SERENTZANI	ESIBOMBIVINI EMDUBINI	15	109 715	16 4572	126.1722
119	Dr Nkosazana Zuma Municipality	6501474134	FUNDA PATRIC BERTAN	MHLANGENI UNDERBERG KZN	15	109 715	16 4572	126.1722
120	Dr Nkosazana Zuma Municipality	6507946404	MOLEFE JOYCE	MHLANGENI UNDERBURG KZN	15	109 715	16 4572	126.1722
121	Dr Nkosazana Zuma Municipality	6532012123	CHYA MDOUDZI	TRADITIONAL HOUSE	15	109 715	16 4572	126.1722
122	Dr Nkosazana Zuma Municipality	6541129795	SHEZI MOMYULA	MQATSHENI UNDERBURG KZN	15	109 715	16 4572	126.1722
123	Dr Nkosazana Zuma Municipality	6544287213	MVELA SVIVIA	TRADITIONAL HOUSE	15	109 715	16 4572	126.1722
124	Dr Nkosazana Zuma Municipality	6555184475	MBINGWA BONAKELE	MQATSHENI UNDERBURG KZN	15	109 715	16 4572	126.1722
125	Dr Nkosazana Zuma Municipality	6624557944	MOTLOUNG SEKUTU	STEPMORE	15	109 715	16 4572	126.1722
126	Dr Nkosazana Zuma Municipality	6636295067	SHELEMBE NONHLANHA	BULWER UNDERBURG PMB KZN	15	109 715	16 4572	126.1722
127	Dr Nkosazana Zuma Municipality	6653097180	NDOLOVU JOHNSON	Brick house	15	109 715	16 4572	126.1722
128	Dr Nkosazana Zuma Municipality	6658230113	MBANUWA NOZAMANI MARIA	HLANGANANI	15	109 715	16 4572	126.1722
129	Dr Nkosazana Zuma Municipality	6692620026	DLAMINI NOKWAZI VERONICA	Ndz	15	109 715	16 4572	126.1722
130	Dr Nkosazana Zuma Municipality	6700089428	DUMA ABCOL	MQATSHENI UNDERBURG KZN	15	109 715	16 4572	126.1722
131	Dr Nkosazana Zuma Municipality	6710267198	DLANGISA NOMDAGASANE	KWAPITELA UNDERBURG KZN	15	109 715	16 4572	126.1722
132	Dr Nkosazana Zuma Municipality	6715212750	MAJOZI EVANGEL	MQATSHENI UNDERBURG KZN	15	109 715	16 4572	126.1722
133	Dr Nkosazana Zuma Municipality	6734185809	MAJOZI VIRGINIA	MQATSHENI UNDERBURG KZN	15	109 715	16 4572	126.1722
134	Dr Nkosazana Zuma Municipality	6742448318	NZIMANDE FRANCIS	HLANGANANI 3 CREIGHTON IKOPO CNC KZN OU	15	109 715	16 4572	126.1722
135	Dr Nkosazana Zuma Municipality	6745985095	DLUNGWANE TIBHI DESOLERIA	HLANGANANI 3 CREIGHTON IKOPO CNC KZN OU	15	109 715	16 4572	126.1722

136	Dr Nkosazana Zuma Municipality	67536871	ZIOLUBU NTOMBHONKA	15	109 715	16 4572	126 1722
137	Dr Nkosazana Zuma Municipality	6754241616	NDLELA SHILO	15	109 715	16 4572	126 1722
138	Dr Nkosazana Zuma Municipality	677389045	DLAMINI MICHEAL	15	109 715	16 4572	126 1722
139	Dr Nkosazana Zuma Municipality	677505056	MNCABE THEMBINKOSI	15	109 715	16 4572	126 1722
140	Dr Nkosazana Zuma Municipality	6775387694	NGCORO DUDUZILE	15	109 715	16 4572	126 1722
141	Dr Nkosazana Zuma Municipality	6779610647	MAQUNA VENANTIA SIMANGELE	15	109 715	16 4572	126 1722
142	Dr Nkosazana Zuma Municipality	6780753136	MADIKIZELA VUMANI	15	109 715	16 4572	126 1722
143	Dr Nkosazana Zuma Municipality	6790352751	DLAMINI ELIZABETH N'OMBI	15	109 715	16 4572	126 1722
144	Dr Nkosazana Zuma Municipality	6790362920	DLUNGWANE MTHANDENI SKHANYISO	15	109 715	16 4572	126 1722
145	Dr Nkosazana Zuma Municipality	6807995312	MAJOZI THENJWE	15	109 715	16 4572	126 1722
146	Dr Nkosazana Zuma Municipality	6816742150	ZONDI BENIGAZI HONMISTAH	15	109 715	16 4572	126 1722
147	Dr Nkosazana Zuma Municipality	6819434194	NZIMARDE FISIWE GRACIA	15	109 715	16 4572	126 1722
148	Dr Nkosazana Zuma Municipality	6834822221	NGUBO MBOKODO	15	109 715	16 4572	126 1722
149	Dr Nkosazana Zuma Municipality	6835676032	MAKATINI THEMBINKOSI	15	109 715	16 4572	126 1722
150	Dr Nkosazana Zuma Municipality	6842285204	DLAMINI KUFAKWEZE	15	109 715	16 4572	126 1722
151	Dr Nkosazana Zuma Municipality	6850234305	MBAJUWA BENZELENI THEMBINI	15	109 715	16 4572	126 1722
152	Dr Nkosazana Zuma Municipality	6859545756	MADJOZI JOHNSON JIBUSISO	15	109 715	16 4572	126 1722
153	Dr Nkosazana Zuma Municipality	6859482846	GCABA THOLAKELE	15	109 715	16 4572	126 1722
154	Dr Nkosazana Zuma Municipality	6859688789	MBAJUWA PATRICIA VANACIA	15	109 715	16 4572	126 1722
155	Dr Nkosazana Zuma Municipality	6869423211	NGIWANE TERESSA BAFIKILE	15	109 715	16 4572	126 1722
156	Dr Nkosazana Zuma Municipality	6870770802	NZIMANDE BONGINKOSI	15	109 715	16 4572	126 1722
157	Dr Nkosazana Zuma Municipality	6871284161	CELE J	15	109 715	16 4572	126 1722
158	Dr Nkosazana Zuma Municipality	6874466407	SHEZI BUKANI	15	109 715	16 4572	126 1722
159	Dr Nkosazana Zuma Municipality	6880756526	SOSIBO ZIBUTILI	15	109 715	16 4572	126 1722
160	Dr Nkosazana Zuma Municipality	6881848808	MENELA GLAYS	15	109 715	16 4572	126 1722
161	Dr Nkosazana Zuma Municipality	6883884645	THEMBIKHILE MTHEMBU	15	109 715	16 4572	126 1722
162	Dr Nkosazana Zuma Municipality	6886208949	THENGANE HADEBE	15	109 715	16 4572	126 1722
163	Dr Nkosazana Zuma Municipality	6887289738	BUNYISWE DLAMINI	15	109 715	16 4572	126 1722
164	Dr Nkosazana Zuma Municipality	6888298912	BOYISWE JILI	15	109 715	16 4572	126 1722
165	Dr Nkosazana Zuma Municipality	6889010230	GQINU MAZEDALA	15	109 715	16 4572	126 1722
166	Dr Nkosazana Zuma Municipality	6889334082	KHOLISLE SHOBA	15	109 715	16 4572	126 1722
167	Dr Nkosazana Zuma Municipality	6890637195	NGCODO NONASANI	15	109 715	16 4572	126 1722
168	Dr Nkosazana Zuma Municipality	6894610299	NDLOVU THOLAKELE FREDAH	15	109 715	16 4572	126 1722
169	Dr Nkosazana Zuma Municipality	6897080987	NZIMANDE ZINCANYANA PETRONELLA	15	109 715	16 4572	126 1722
170	Dr Nkosazana Zuma Municipality	6904376829	NGCORO SITHEMBISO	15	109 715	16 4572	126 1722
171	Dr Nkosazana Zuma Municipality	6908244581	CEKWANA CYNTHESIA BUKWIE	15	109 715	16 4572	126 1722
172	Dr Nkosazana Zuma Municipality	6908385582	ZONDO THOLWERI FLORENCIA	15	109 715	16 4572	126 1722
173	Dr Nkosazana Zuma Municipality	6910277665	LUSWAZI THOBKA	15	109 715	16 4572	126 1722
174	Dr Nkosazana Zuma Municipality	6916532377	NZIMANDE BHEKA MOSES	15	109 715	16 4572	126 1722
175	Dr Nkosazana Zuma Municipality	6916628788	NDLOVU THANDI	15	109 715	16 4572	126 1722
176	Dr Nkosazana Zuma Municipality	6918215967	DLAMINI CONSTANCE	15	109 715	16 4572	126 1722
177	Dr Nkosazana Zuma Municipality	6920434579	ZONDI SITHEMBISO GRACE	15	109 715	16 4572	126 1722
178	Dr Nkosazana Zuma Municipality	6922556903	DLAMINI ENMELLA	15	109 715	16 4572	126 1722
179	Dr Nkosazana Zuma Municipality	6927026751	XABA MATHOBI	15	109 715	16 4572	126 1722
180	Dr Nkosazana Zuma Municipality	6927240077	KHUBONE MELISWE	15	109 715	16 4572	126 1722
181	Dr Nkosazana Zuma Municipality	6929730662	DLAMINI ZANELE	15	109 715	16 4572	126 1722
182	Dr Nkosazana Zuma Municipality	6933289276	NAKALIBI MAMATSO	15	109 715	16 4572	126 1722
183	Dr Nkosazana Zuma Municipality	6934365293	KHUBONE ZANOILE	15	109 715	16 4572	126 1722
184	Dr Nkosazana Zuma Municipality	6942400527	MKHULISI ZILINDILE MARTHA	15	109 715	16 4572	126 1722
185	Dr Nkosazana Zuma Municipality	6945447799	MBAJUWA NOMAVIYO	15	109 715	16 4572	126 1722
186	Dr Nkosazana Zuma Municipality	6950894726	SCHALKWYK JOHN CORNELIUS	15	109 715	16 4572	126 1722
187	Dr Nkosazana Zuma Municipality	6955888345	BHENGU MDUNYENZANU	15	109 715	16 4572	126 1722
188	Dr Nkosazana Zuma Municipality	6969240586	GEBAHE FUNEYAKHE PHILLIOS	15	109 715	16 4572	126 1722
189	Dr Nkosazana Zuma Municipality	6974222647	CHAGWE THULELENI	15	109 715	16 4572	126 1722
190	Dr Nkosazana Zuma Municipality	6982390362	MAJOZI ZAKITHI	15	109 715	16 4572	126 1722
191	Dr Nkosazana Zuma Municipality	6987998294	NZIMANDE PATRIC	15	109 715	16 4572	126 1722
192	Dr Nkosazana Zuma Municipality	6988747761	PHUNGULA CRESSENTINA SALELANI	15	109 715	16 4572	126 1722
193	Dr Nkosazana Zuma Municipality	6989236536	ZULU THENGANI	15	109 715	16 4572	126 1722
194	Dr Nkosazana Zuma Municipality	6989667915	DLAMINI MANDLA	15	109 715	16 4572	126 1722
195	Dr Nkosazana Zuma Municipality	6990796213	DUMAKUDE SANOLA ANDREAS	15	109 715	16 4572	126 1722
196	Dr Nkosazana Zuma Municipality	7004044735	NGCORO LINDENI	15	109 715	16 4572	126 1722
197	Dr Nkosazana Zuma Municipality	7004634111	NYELASE NOKUTHULA CYNTHIA	15	109 715	16 4572	126 1722
198	Dr Nkosazana Zuma Municipality	7006987783	MBAJUWA ZAMEKILE BUZEKILE	15	109 715	16 4572	126 1722
199	Dr Nkosazana Zuma Municipality	7011075819	DUMA CYRIL THULANI	15	109 715	16 4572	126 1722
200	Dr Nkosazana Zuma Municipality	7015089438	NGUBO JEFFERY	15	109 715	16 4572	126 1722
201	Dr Nkosazana Zuma Municipality	7016234457	MVYA PANCIA NOBUIELO	15	109 715	16 4572	126 1722
202	Dr Nkosazana Zuma Municipality	7020400365	MAGOSO MLUNGISI CHRISTOPHER	15	109 715	16 4572	126 1722
203	Dr Nkosazana Zuma Municipality	70213901473	MNCWABE THULANI	15	109 715	16 4572	126 1722



204	Dr Nkosazana Zuma Municipality	70300163901	CHINYA EUNICE NTOMBIZODWA	HLANGANANI 3 CREIGHTON IKOPO CNC KZN OU	15	109.715	16.4572	126.1722
205	Dr Nkosazana Zuma Municipality	70368730653	SHEZI ALBERTINA	Bridg House	15	109.715	16.4572	126.1722
206	Dr Nkosazana Zuma Municipality	7047505269	SOSIBO PATRICIA BAZAMILE	HLANGANANI 3 CREIGHTON IKOPO CNC KZN OU	15	109.715	16.4572	126.1722
207	Dr Nkosazana Zuma Municipality	7047424207	DLAMINI NZOBO	AMAKUZA UNDERBURG KZN OU	15	109.715	16.4572	126.1722
208	Dr Nkosazana Zuma Municipality	7063511293	MBANJWA NCAMISILE FLORENCE	HLANGANANI 3 CREIGHTON IKOPO CNC KZN OU	15	109.715	16.4572	126.1722
209	Dr Nkosazana Zuma Municipality	7074254083	MOFOKENG TESSA	MGWARABABI ENKELEBANTWANA BULWER UNDERBERG KZN OU	15	109.715	16.4572	126.1722
210	Dr Nkosazana Zuma Municipality	7079160579	MNGUNI HELENGWE PRINCESS	HLANGANANI 3 CREIGHTON IKOPO CNC KZN OU	15	109.715	16.4572	126.1722
211	Dr Nkosazana Zuma Municipality	7083492353	NGCOBO M	HOUSE	15	109.715	16.4572	126.1722
212	Dr Nkosazana Zuma Municipality	7093965818	MBANJWA SIZENI ALEXA	HLANGANANI 3 CREIGHTON IKOPO CNC KZN OU	15	109.715	16.4572	126.1722
213	Dr Nkosazana Zuma Municipality	7096299370	MBANJWA SPHUMILE	HLANGANANI 3 CREIGHTON IKOPO CNC KZN OU	15	109.715	16.4572	126.1722
214	Dr Nkosazana Zuma Municipality	7102497326	MBANJWA FUMORWAMHE WELCOME	HLANGANANI 3 CREIGHTON IKOPO CNC KZN OU	15	109.715	16.4572	126.1722
215	Dr Nkosazana Zuma Municipality	7114450678	HLANGEPHI BONANI	HIMEVILLE	15	109.715	16.4572	126.1722
216	Dr Nkosazana Zuma Municipality	71170136721	MBANJWA XOLISILE	HLANGANANI 3 CREIGHTON IKOPO CNC KZN OU	15	109.715	16.4572	126.1722
217	Dr Nkosazana Zuma Municipality	71170338716	MBANJWA VELHE ZIBONGILE	HLANGANANI 3 CREIGHTON IKOPO CNC KZN OU	15	109.715	16.4572	126.1722
218	Dr Nkosazana Zuma Municipality	71133179763	MBANJWA ZUMEKILE	HLANGANANI 3 CREIGHTON IKOPO CNC KZN OU	15	109.715	16.4572	126.1722
219	Dr Nkosazana Zuma Municipality	7143385192	NDHALANE LANDWE PROTASIA	HLANGANANI 3 CREIGHTON IKOPO CNC KZN OU	15	109.715	16.4572	126.1722
220	Dr Nkosazana Zuma Municipality	7146198606	ZUMA LANDWE ANNATORIA	HLANGANANI 3 CREIGHTON IKOPO CNC KZN OU	15	109.715	16.4572	126.1722
221	Dr Nkosazana Zuma Municipality	7173739374	ZUMA PRESILLA	HLANGANANI 3 CREIGHTON IKOPO CNC KZN OU	15	109.715	16.4572	126.1722
222	Dr Nkosazana Zuma Municipality	71168071400	NOHLAQLI DOOLY	HOLISE AT KWAPITELA NEAR KWAPITELA SPORT GROUND	15	109.715	16.4572	126.1722
223	Dr Nkosazana Zuma Municipality	7174614624	NDHALANE PRISCA BONGEKILE	HLANGANANI 3 CREIGHTON IKOPO CNC KZN OU	15	109.715	16.4572	126.1722
224	Dr Nkosazana Zuma Municipality	7175281908	ZONDI NOMCWANE	HLANGANANI 3 CREIGHTON IKOPO CNC KZN OU	15	109.715	16.4572	126.1722
225	Dr Nkosazana Zuma Municipality	717042565	SHELEMBE BAKHETHILE	HLANGANANI 3 CREIGHTON IKOPO CNC KZN OU	15	109.715	16.4572	126.1722
226	Dr Nkosazana Zuma Municipality	7194668810	NGCOBO PHAMBUKILE	TRADITIONAL HOUSE	15	109.715	16.4572	126.1722
227	Dr Nkosazana Zuma Municipality	7197902936	SOWELA NOSIPHO A	HLANGANANI 3 CREIGHTON IKOPO CNC KZN OU	15	109.715	16.4572	126.1722
228	Dr Nkosazana Zuma Municipality	7200768709	SHOBA SINDSWA LETHIWE NOKUTHU	AMAKUZA UNDERBURG KZN	15	109.715	16.4572	126.1722
229	Dr Nkosazana Zuma Municipality	7208560333	SOSIBO HEMRETTA SINDSWE	HLANGANANI 3 CREIGHTON IKOPO CNC KZN OU	15	109.715	16.4572	126.1722
230	Dr Nkosazana Zuma Municipality	7210124087	MOKUBUNA BUSISIWE NONDINTA	HLANGANANI 3 CREIGHTON IKOPO CNC KZN OU	15	109.715	16.4572	126.1722
231	Dr Nkosazana Zuma Municipality	7212892696	ZULU BHEKIMPI DANIEL	HLANGANANI 3 CREIGHTON IKOPO CNC KZN OU	15	109.715	16.4572	126.1722
232	Dr Nkosazana Zuma Municipality	7214824477	LANGA KHONZEPHI MARTHIA	HLANGANANI 3 CREIGHTON IKOPO CNC KZN OU	15	109.715	16.4572	126.1722
233	Dr Nkosazana Zuma Municipality	7215419649	ZUMA PHATHEKILE PELAGRINA	HLANGANANI 3 CREIGHTON IKOPO CNC KZN OU	15	109.715	16.4572	126.1722
234	Dr Nkosazana Zuma Municipality	7216445498	DLAMINI ALEXA ZANELE	HLANGANANI 3 CREIGHTON IKOPO CNC KZN OU	15	109.715	16.4572	126.1722
235	Dr Nkosazana Zuma Municipality	7217543889	MSHENGU THULELEI MARGARET	HLANGANANI 3 CREIGHTON IKOPO CNC KZN OU	15	109.715	16.4572	126.1722
236	Dr Nkosazana Zuma Municipality	7221193810	DLAMINI THOKAZANI ASHERIA	HLANGANANI 3 CREIGHTON IKOPO CNC KZN OU	15	109.715	16.4572	126.1722
237	Dr Nkosazana Zuma Municipality	7223232404	ZONDI PHUMZILE	BHATINI	15	109.715	16.4572	126.1722
238	Dr Nkosazana Zuma Municipality	7224981172	SOSIBO QONDENI BAKHALISE	BHATINI	15	109.715	16.4572	126.1722
239	Dr Nkosazana Zuma Municipality	7223306066	MKIZE KYENZKILE	BHATINI	15	109.715	16.4572	126.1722
240	Dr Nkosazana Zuma Municipality	7223268524	SHEZI KHULUMILE PAULINA	BHATINI	15	109.715	16.4572	126.1722
241	Dr Nkosazana Zuma Municipality	7236709657	NENE VEZI	BHATINI	15	109.715	16.4572	126.1722
242	Dr Nkosazana Zuma Municipality	7230465010	MBATHA NGAKHEPHI	BHATINI	15	109.715	16.4572	126.1722
243	Dr Nkosazana Zuma Municipality	72421978414	MAZIBUKO ZIKHETHILE SARAPHINA	SIZANENJANA KWABUTHO S1 UNDERBERG KZN OU	15	109.715	16.4572	126.1722
244	Dr Nkosazana Zuma Municipality	7280635375	RODBERE SDE NINZILE	BHATINI	15	109.715	16.4572	126.1722
245	Dr Nkosazana Zuma Municipality	72739493210	MAJULA SANELE	BHATINI	15	109.715	16.4572	126.1722
246	Dr Nkosazana Zuma Municipality	7272686070	JAWA QUILTY ANNASTASHA	BHATINI	15	109.715	16.4572	126.1722
247	Dr Nkosazana Zuma Municipality	7281436206	DLAMINI BONGEKILE	NSIMBINI	15	109.715	16.4572	126.1722
248	Dr Nkosazana Zuma Municipality	7283637463	MBANJWA NTOMVIZONKE PROFIDENCE	NSIMBINI	15	109.715	16.4572	126.1722
249	Dr Nkosazana Zuma Municipality	7288526946	MHEMELA DUMISILE PROTASIA	NSIMBINI	15	109.715	16.4572	126.1722
250	Dr Nkosazana Zuma Municipality	7289927592	BASI NONHLANHLA SYLVIA	SIZANENJANA KWABUTHO S1 UNDERBERG KZN OU	15	109.715	16.4572	126.1722
251	Dr Nkosazana Zuma Municipality	72931682412	MADONDA KHOLISILE	HLANGANANI	15	109.715	16.4572	126.1722
252	Dr Nkosazana Zuma Municipality	7302621677	JULI BAZUKILE	SANDANEZWE RICHMOND KZN	15	109.715	16.4572	126.1722
253	Dr Nkosazana Zuma Municipality	7307117663	DLAMINI LINDANI	HLANGANANI	15	109.715	16.4572	126.1722
254	Dr Nkosazana Zuma Municipality	7330574486	MHEMELA DUMISANE GEORGE	Bridg House	15	109.715	16.4572	126.1722
255	Dr Nkosazana Zuma Municipality	7345239828	MBANJWA LINDENI	SANDANEZWE RICHMOND KZN	15	109.715	16.4572	126.1722
256	Dr Nkosazana Zuma Municipality	7347923874	MINDAWENI FIKHELEPHI ELIZABETH	SIZANENJANA KWABUTHO S1 UNDERBERG KZN OU	15	109.715	16.4572	126.1722
257	Dr Nkosazana Zuma Municipality	7365689803	DLUDLU MKHASHWA PHILIP	SIZANENJANA KWABUTHO S1 UNDERBERG KZN OU	15	109.715	16.4572	126.1722
258	Dr Nkosazana Zuma Municipality	7369740550	MKHULISI NOMATHEMBU PHILPA	TRADITIONAL HOUSE	15	109.715	16.4572	126.1722
259	Dr Nkosazana Zuma Municipality	7382815103	NYULO MATHILI	TRADITIONAL HOUSE	15	109.715	16.4572	126.1722
260	Dr Nkosazana Zuma Municipality	7441176824	MAZIBUKO GLADNESS NOMATHAMSAJONA	SIZANENJANA KWABUTHO S1 UNDERBERG KZN OU	15	109.715	16.4572	126.1722
261	Dr Nkosazana Zuma Municipality	7443344073	MEMELA BONISILE CLEMENTINE	MOATSHENI	15	109.715	16.4572	126.1722
262	Dr Nkosazana Zuma Municipality	7442231434	MADJULA MADJO IRENE	MOATSHENI	15	109.715	16.4572	126.1722
263	Dr Nkosazana Zuma Municipality	7454045930	DLAMINI BHEKI	TRADITIONAL HOUSE	15	109.715	16.4572	126.1722
264	Dr Nkosazana Zuma Municipality	7458095944	MHYA NITANTI	MHLANGENI UNDERBERG KZN	15	109.715	16.4572	126.1722
265	Dr Nkosazana Zuma Municipality	7478945223	MKHULISE NONYAMEZELO EVELYN	SIZANENJANA KWABUTHO S1 UNDERBERG KZN OU	15	109.715	16.4572	126.1722
266	Dr Nkosazana Zuma Municipality	7488290205	MTHEMBU SWELENI DUMAZILE	SANDANEZWE RICHMOND KZN	15	109.715	16.4572	126.1722
267	Dr Nkosazana Zuma Municipality	7490702284	DAWE NOMATHEMBA REGINA	TARS VALLEY CREIGHTON KZN	15	109.715	16.4572	126.1722
268	Dr Nkosazana Zuma Municipality	7490909668	XABA FUNANI	AMAKUZA UNDERBURG KZN	15	109.715	16.4572	126.1722
269	Dr Nkosazana Zuma Municipality	7519013913	NITSHIZA MOZO LENA	AMAKUZA UNDERBURG KZN	15	109.715	16.4572	126.1722
270	Dr Nkosazana Zuma Municipality	7528705480	NAY BUSISIWE BEAUTY	AMAKUZA UNDERBURG KZN	15	109.715	16.4572	126.1722
271	Dr Nkosazana Zuma Municipality	7536183744	SHOBA BALO BATHULISE	AMAKUZA UNDERBURG KZN	15	109.715	16.4572	126.1722

272	Dr Nkosazana Zuma Municipality	7542110668 KHUMALO ZIBUYILE	15	109.715	16.4572	126.1722
273	Dr Nkosazana Zuma Municipality	7551768778 VICTOR ZONDI	15	109.715	16.4572	126.1722
274	Dr Nkosazana Zuma Municipality	7570364041 DLAMINI CHERENTIA BUZAZI	15	109.715	16.4572	126.1722
275	Dr Nkosazana Zuma Municipality	7584206976 SONDEZI ESTHER	15	109.715	16.4572	126.1722
276	Dr Nkosazana Zuma Municipality	7593356594 MAGUBANE FIKILE ROSEMARY	15	109.715	16.4572	126.1722
277	Dr Nkosazana Zuma Municipality	7597951740 YABA THOKOZANI	15	109.715	16.4572	126.1722
278	Dr Nkosazana Zuma Municipality	7600073109 DLAMINI PHOZA THOLAKELE	15	109.715	16.4572	126.1722
279	Dr Nkosazana Zuma Municipality	7622694226 MUTIHWA INOKUZOLA PRUDENCE	15	109.715	16.4572	126.1722
280	Dr Nkosazana Zuma Municipality	7657281994 KHANYILE GLORIA	15	109.715	16.4572	126.1722
281	Dr Nkosazana Zuma Municipality	7664958123 SHOBA DELANI	15	109.715	16.4572	126.1722
282	Dr Nkosazana Zuma Municipality	7665065200 SHOBA MKHUPZENI AARBON	15	109.715	16.4572	126.1722
283	Dr Nkosazana Zuma Municipality	7687833217 NORTSHELA MBULELO	15	109.715	16.4572	126.1722
284	Dr Nkosazana Zuma Municipality	7688747804 MTOLO MZAMANI	15	109.715	16.4572	126.1722
285	Dr Nkosazana Zuma Municipality	7691608418 DLAMINI BONGERILE	15	109.715	16.4572	126.1722
286	Dr Nkosazana Zuma Municipality	7702101834 MAGOSO BARHEKILE CORNELIA	15	109.715	16.4572	126.1722
287	Dr Nkosazana Zuma Municipality	7710033444 TSHIWE ANGEILICUS	15	109.715	16.4572	126.1722
288	Dr Nkosazana Zuma Municipality	7703137647 NOABAKHE MADELA ZIKODE	15	109.715	16.4572	126.1722
289	Dr Nkosazana Zuma Municipality	7705486902 MARY THUHELENI MBANIWA	15	109.715	16.4572	126.1722
290	Dr Nkosazana Zuma Municipality	7706042878 BUKISILE ZIKODE	15	109.715	16.4572	126.1722
291	Dr Nkosazana Zuma Municipality	7710033444 TSHIWE ANGEILICUS	15	109.715	16.4572	126.1722
292	Dr Nkosazana Zuma Municipality	7711205007 HLENGIWE ZIKODE	15	109.715	16.4572	126.1722
293	Dr Nkosazana Zuma Municipality	7719127787 GAMEDE ESTHER	15	109.715	16.4572	126.1722
294	Dr Nkosazana Zuma Municipality	7719872480 MTHOKO PHINDILE	15	109.715	16.4572	126.1722
295	Dr Nkosazana Zuma Municipality	7719985122 ZININGI NZIMANDE	15	109.715	16.4572	126.1722
296	Dr Nkosazana Zuma Municipality	7720237944 BADANILE CHRISTINA NZIMANDE	15	109.715	16.4572	126.1722
297	Dr Nkosazana Zuma Municipality	7723310385 NOMATHEMBA MINDALI	15	109.715	16.4572	126.1722
298	Dr Nkosazana Zuma Municipality	7725623459 NTOMBIZODWA BEATA SOSIBO	15	109.715	16.4572	126.1722
299	Dr Nkosazana Zuma Municipality	7727907557 BHEKILIFA MKHIZE	15	109.715	16.4572	126.1722
300	Dr Nkosazana Zuma Municipality	7736696888 ZIKODE THEMBENI	15	109.715	16.4572	126.1722
301	Dr Nkosazana Zuma Municipality	7755989633 SHOBA BACUPHILE	15	109.715	16.4572	126.1722
302	Dr Nkosazana Zuma Municipality	7756625178 MUTIHWA BONGUMUSA	15	109.715	16.4572	126.1722
303	Dr Nkosazana Zuma Municipality	7758858008 JANA MDUDUZI	15	109.715	16.4572	126.1722
304	Dr Nkosazana Zuma Municipality	7770475572 MIVARA NOSANDE	15	109.715	16.4572	126.1722
305	Dr Nkosazana Zuma Municipality	7783113935 MKIZE HUPHEKILE MARTHA	15	109.715	16.4572	126.1722
306	Dr Nkosazana Zuma Municipality	7783404806 DLAMINI JABULILE JACQUELINE	15	109.715	16.4572	126.1722
307	Dr Nkosazana Zuma Municipality	7785169038 KHAMBHILE KHUPHUKHANI WILSON	15	109.715	16.4572	126.1722
308	Dr Nkosazana Zuma Municipality	7784666504 KHANYILE THOKOZILE	15	109.715	16.4572	126.1722
309	Dr Nkosazana Zuma Municipality	7787932065 MINGUNI NANA	15	109.715	16.4572	126.1722
310	Dr Nkosazana Zuma Municipality	7794420354 XABA ROBERT	15	109.715	16.4572	126.1722
311	Dr Nkosazana Zuma Municipality	7794823924 MIVA NTOMBITANKE	15	109.715	16.4572	126.1722
312	Dr Nkosazana Zuma Municipality	7799556698 NZIMANDE NOMATHEMBA	15	109.715	16.4572	126.1722
313	Dr Nkosazana Zuma Municipality	7810587881 NZIMANDE NOZIPHO CATHRINE	15	109.715	16.4572	126.1722
314	Dr Nkosazana Zuma Municipality	7814493733 NTSHIZA HEZEKIA	15	109.715	16.4572	126.1722
315	Dr Nkosazana Zuma Municipality	7816151981 KHOZI NOBUHLI MILDRED	15	109.715	16.4572	126.1722
316	Dr Nkosazana Zuma Municipality	7827919933 NTSANGANGASE SANDILE	15	109.715	16.4572	126.1722
317	Dr Nkosazana Zuma Municipality	7830132565 DLAMINI RAPHEAL SIBONGISENI	15	109.715	16.4572	126.1722
318	Dr Nkosazana Zuma Municipality	7830840342 MADUNA PHUMOWAKHE	15	109.715	16.4572	126.1722
319	Dr Nkosazana Zuma Municipality	7833930826 MINDALA NONKUMBANE	15	109.715	16.4572	126.1722
320	Dr Nkosazana Zuma Municipality	7837637906 MALOZI MIRRIAM PHILISWE	15	109.715	16.4572	126.1722
321	Dr Nkosazana Zuma Municipality	7839796584 DLAMINI THOLAKELE	15	109.715	16.4572	126.1722
322	Dr Nkosazana Zuma Municipality	7840306831 DLAMINI NKOSWENZILE PHIDELIS	15	109.715	16.4572	126.1722
323	Dr Nkosazana Zuma Municipality	7840388473 DLAMINI DELISILE FLORENCE	15	109.715	16.4572	126.1722
324	Dr Nkosazana Zuma Municipality	7841429131 MNCWABE BAZAMILE AGNES	15	109.715	16.4572	126.1722
325	Dr Nkosazana Zuma Municipality	7844033577 SHOBA BASUKILE	15	109.715	16.4572	126.1722
326	Dr Nkosazana Zuma Municipality	7844106705 DLAMINI EMMERENCIA KOLISILE	15	109.715	16.4572	126.1722
327	Dr Nkosazana Zuma Municipality	7844960149 DLAMINI KHUMBULANI JIMSON	15	109.715	16.4572	126.1722
328	Dr Nkosazana Zuma Municipality	7845075538 DLAMINI BUISIWE DOLLY	15	109.715	16.4572	126.1722
329	Dr Nkosazana Zuma Municipality	7845119880 MBANUWA ESTHER MANUNU	15	109.715	16.4572	126.1722
330	Dr Nkosazana Zuma Municipality	7845569563 DLAMINI NTSHEANE HOWARD	15	109.715	16.4572	126.1722
331	Dr Nkosazana Zuma Municipality	7846411868 NYIDE MZANDI BUVELEPHI	15	109.715	16.4572	126.1722
332	Dr Nkosazana Zuma Municipality	784860035 DLAMINI BAKHPHILE CLEMENTINA	15	109.715	16.4572	126.1722
333	Dr Nkosazana Zuma Municipality	7849666612 GAZU MZONDENI FANA	15	109.715	16.4572	126.1722
334	Dr Nkosazana Zuma Municipality	7850747068 MINGUNI BAWINILE WINNIFRIEDA	15	109.715	16.4572	126.1722
335	Dr Nkosazana Zuma Municipality	7852285121 DLAMINI GEZIZWE MZIKAYISE	15	109.715	16.4572	126.1722
336	Dr Nkosazana Zuma Municipality	7856156186 MBELU ANTO M	15	109.715	16.4572	126.1722
337	Dr Nkosazana Zuma Municipality	7862051561 CHONCO JABULILE VICTORIA	15	109.715	16.4572	126.1722
338	Dr Nkosazana Zuma Municipality	7863705927 ZONDI MZONIYANA	15	109.715	16.4572	126.1722
339	Dr Nkosazana Zuma Municipality	7877230415 SHOBA CABANGILE	15	109.715	16.4572	126.1722
340	Dr Nkosazana Zuma Municipality	7877230415 SHOBA CABANGILE	15	109.715	16.4572	126.1722
341	Dr Nkosazana Zuma Municipality	7877230415 SHOBA CABANGILE	15	109.715	16.4572	126.1722
342	Dr Nkosazana Zuma Municipality	7877230415 SHOBA CABANGILE	15	109.715	16.4572	126.1722
343	Dr Nkosazana Zuma Municipality	7877230415 SHOBA CABANGILE	15	109.715	16.4572	126.1722
344	Dr Nkosazana Zuma Municipality	7877230415 SHOBA CABANGILE	15	109.715	16.4572	126.1722
345	Dr Nkosazana Zuma Municipality	7877230415 SHOBA CABANGILE	15	109.715	16.4572	126.1722
346	Dr Nkosazana Zuma Municipality	7877230415 SHOBA CABANGILE	15	109.715	16.4572	126.1722
347	Dr Nkosazana Zuma Municipality	7877230415 SHOBA CABANGILE	15	109.715	16.4572	126.1722
348	Dr Nkosazana Zuma Municipality	7877230415 SHOBA CABANGILE	15	109.715	16.4572	126.1722
349	Dr Nkosazana Zuma Municipality	7877230415 SHOBA CABANGILE	15	109.715	16.4572	126.1722
350	Dr Nkosazana Zuma Municipality	7877230415 SHOBA CABANGILE	15	109.715	16.4572	126.1722
351	Dr Nkosazana Zuma Municipality	7877230415 SHOBA CABANGILE	15	109.715	16.4572	126.1722
352	Dr Nkosazana Zuma Municipality	7877230415 SHOBA CABANGILE	15	109.715	16.4572	126.1722
353	Dr Nkosazana Zuma Municipality	7877230415 SHOBA CABANGILE	15	109.715	16.4572	126.1722
354	Dr Nkosazana Zuma Municipality	7877230415 SHOBA CABANGILE	15	109.715	16.4572	126.1722
355	Dr Nkosazana Zuma Municipality	7877230415 SHOBA CABANGILE	15	109.715	16.4572	126.1722
356	Dr Nkosazana Zuma Municipality	7877230415 SHOBA CABANGILE	15	109.715	16.4572	126.1722
357	Dr Nkosazana Zuma Municipality	7877230415 SHOBA CABANGILE	15	109.715	16.4572	126.1722
358	Dr Nkosazana Zuma Municipality	7877230415 SHOBA CABANGILE	15	109.715	16.4572	126.1722
359	Dr Nkosazana Zuma Municipality	7877230415 SHOBA CABANGILE	15	109.715	16.4572	126.1722
360	Dr Nkosazana Zuma Municipality	7877230415 SHOBA CABANGILE	15	109.715	16.4572	126.1722
361	Dr Nkosazana Zuma Municipality	7877230415 SHOBA CABANGILE	15	109.715	16.4572	126.1722
362	Dr Nkosazana Zuma Municipality	7877230415 SHOBA CABANGILE	15	109.715	16.4572	126.1722
363	Dr Nkosazana Zuma Municipality	7877230415 SHOBA CABANGILE	15	109.715	16.4572	126.1722
364	Dr Nkosazana Zuma Municipality	7877230415 SHOBA CABANGILE	15	109.715	16.4572	126.1722
365	Dr Nkosazana Zuma Municipality	7877230415 SHOBA CABANGILE	15	109.715	16.4572	126.1722
366	Dr Nkosazana Zuma Municipality	7877230415 SHOBA CABANGILE	15	109.715	16.4572	126.1722
367	Dr Nkosazana Zuma Municipality	7877230415 SHOBA CABANGILE	15	109.715	16.4572	126.1722
368	Dr Nkosazana Zuma Municipality	7877230415 SHOBA CABANGILE	15	109.715	16.4572	126.1722
369	Dr Nkosazana Zuma Municipality	7877230415 SHOBA CABANGILE	15	109.715	16.4572	126.1722
370	Dr Nkosazana Zuma Municipality	7877230415 SHOBA CABANGILE	15	109.715	16.4572	126.1722
371	Dr Nkosazana Zuma Municipality	7877230415 SHOBA CABANGILE	15	109.715	16.4572	126.1722
372	Dr Nkosazana Zuma Municipality	7877230415 SHOBA CABANGILE	15	109.715	16.4572	126.1722
373	Dr Nkosazana Zuma Municipality	7877230415 SHOBA CABANGILE	15	109.715	16.4572	126.1722
374	Dr Nkosazana Zuma Municipality	7877230415 SHOBA CABANGILE	15	109.715	16.4572	126.1722
375	Dr Nkosazana Zuma Municipality	7877230415 SHOBA CABANGILE	15	109.715	16.4572	126.1722
376	Dr Nkosazana Zuma Municipality	7877230415 SHOBA CABANGILE	15	109.715	16.4572	126.1722
377	Dr Nkosazana Zuma Municipality	7877230415 SHOBA CABANGILE	15	109.715	16.4572	126.1722
378	Dr Nkosazana Zuma Municipality	7877230415 SHOBA CABANGILE	15	109.715	16.4572	126.1722
379	Dr Nkosazana Zuma Municipality	7877230415 SHOBA CABANGILE	15	109.715	16.4572	126.1722
380	Dr Nkosazana Zuma Municipality	7877230415 SHOBA CABANGILE	15	109.715	16.4572	126.1722
381	Dr Nkosazana Zuma Municipality	7877230415 SHOBA CABANGILE	15	109.715	16.4572	126.1722
382	Dr Nkosazana Zuma Municipality	7877230415 SHOBA CABANGILE	15	109.715	16.4572	126.1722
383	Dr Nkosazana Zuma Municipality	7877230415 SHOBA CABANGILE	15	109.715	16.4572	126.1722
384	Dr Nkosazana Zuma Municipality	7877230415 SHOBA CABANGILE	15	109.715	16.4572	126.1722
385	Dr Nkosazana Zuma Municipality	7877230415 SHOBA CABANGILE	15	109.715	16.4572	126.1722
386	Dr Nkosazana Zuma Municipality	7877230415 SHOBA CABANGILE	15	109.715	16.4572	126.1722
387	Dr Nkosazana Zuma Municipality	7877230415 SHOBA CABANGILE	15	109.715	16.4572	126.1722
388	Dr Nkosazana Zuma Municipality	7877230415 SHOBA CABANGILE	15	109.715	16.4572	126.1722
389	Dr Nkosazana Zuma Municipality	7877230415 SHOBA CABANGILE	15	109.715	16.4572	126.1722
390	Dr Nkosazana Zuma Municipality	7877230415 SHOBA CABANGILE	15	109.715	16.4572	126.1722
391	Dr Nkosazana Zuma Municipality	7877230415 SHOBA CABANGILE	15	109.715	16.4572	126.1722
392	Dr Nkosazana Zuma Municipality	7877230415 SHOBA CABANGILE	15	109.715	16.4572	126.1722
393	Dr Nkosazana Zuma Municipality	7877230415 SHOBA CABANGILE	15	109.715	16.4572	126.1722
394	Dr Nkosazana Zuma Municipality	7877230415 SHOBA CABANGILE	15	109.715	16.4572	126.1722
395	Dr Nkosazana Zuma Municipality	7877230415 SHOBA CABANGILE	15	109.715	16.4572	126.1722
396	Dr Nkosazana Zuma Municipality	7877230415 SHOBA CABANGILE	15	109.715	16.4572	126.1722
397	Dr Nkosazana Zuma Municipality	7877230415 SHOBA CABANGILE	15	109.715	16.4572	126.1722
398	Dr Nkosazana Zuma Municipality	7877230415 SHOBA CABANGILE	15	109.715	16.4572	126.1722
399	Dr Nkosazana Zuma Municipality	7877230415 SHOBA CABANGILE	15	109.715	16.4572	126.1722
400	Dr Nkosazana Zuma Municipality	7877230415 SHOBA CABANGILE	15	109.715	16.4572	126.1722



340	Dr Nkosazana Zuma Municipality	787852658	MTOLO ROSINA	KILUMUN	15	109 715	16 4572	126 1722
341	Dr Nkosazana Zuma Municipality	7886574008	DLAMINI PRINCESS ZITHELLE	AMAKHUZE UNDERBURG KZN	15	109 715	16 4572	126 1722
342	Dr Nkosazana Zuma Municipality	78859312762	JAWA BHIZA	KILUMUN	15	109 715	16 4572	126 1722
343	Dr Nkosazana Zuma Municipality	7909459407	MTSHIZA ODUDZILE	KILUMUN	15	109 715	16 4572	126 1722
344	Dr Nkosazana Zuma Municipality	7906175923	MADUNA VITUS SIPHELELE	HLANGANANI S1 IKOPO KZN OU	15	109 715	16 4572	126 1722
345	Dr Nkosazana Zuma Municipality	7909742964	DIAMINI NICHOLAS MABUBHE	AMAKHUZE UNDERBURG KZN	15	109 715	16 4572	126 1722
346	Dr Nkosazana Zuma Municipality	7910585048	MTHEMBU NTOMBIKHONA	AMAKHUZE UNDERBURG KZN	15	109 715	16 4572	126 1722
347	Dr Nkosazana Zuma Municipality	79140931365	MKHIZE SHUMSILE	KILUMUN	15	109 715	16 4572	126 1722
348	Dr Nkosazana Zuma Municipality	7916078841	NZIMANDE MAPHAKATHI ANDREAS	AMAKHUZE UNDERBURG KZN	15	109 715	16 4572	126 1722
349	Dr Nkosazana Zuma Municipality	7921387033	MINGUNI FIKREPI	AMAKHUZE UNDERBURG KZN	15	109 715	16 4572	126 1722
350	Dr Nkosazana Zuma Municipality	7921945558	NZIMANDE THUTHI RHEMGA	AMAKHUZE UNDERBURG KZN	15	109 715	16 4572	126 1722
351	Dr Nkosazana Zuma Municipality	7939076752	ZIKODE ODUDZILE	KILUMUN	15	109 715	16 4572	126 1722
352	Dr Nkosazana Zuma Municipality	7945530086	BHENGU NONHLANHLA	KILUMUN	15	109 715	16 4572	126 1722
353	Dr Nkosazana Zuma Municipality	7955866556	ZONDI NONOMKHELO	QULASHE UNDERBURG KZN	15	109 715	16 4572	126 1722
354	Dr Nkosazana Zuma Municipality	7959170390	DLANI PATRICIA	KILUMUN	15	109 715	16 4572	126 1722
355	Dr Nkosazana Zuma Municipality	7959324212	MINGUNI SIZABANI	KILUMUN	15	109 715	16 4572	126 1722
356	Dr Nkosazana Zuma Municipality	7974998318	MTHEMBU MSHINYI	KILUMUN	15	109 715	16 4572	126 1722
357	Dr Nkosazana Zuma Municipality	7978029944	SHEMBE MANDLENKOSI ROBENSON	SHARP LOCATION NEXT TO DLANGANI H SCHOOL	15	109 715	16 4572	126 1722
358	Dr Nkosazana Zuma Municipality	7989141374	DLAMINI HELEZIPHI GEORGINA	SUN CITY BULWER PMB KZN	15	109 715	16 4572	126 1722
359	Dr Nkosazana Zuma Municipality	8015582845	MKHIZE THEMBANI	Brick House	15	109 715	16 4572	126 1722
360	Dr Nkosazana Zuma Municipality	8033396502	DIAMINI BABAZIVI MABRIET	AMAKHUZE UNDERBURG KZN	15	109 715	16 4572	126 1722
361	Dr Nkosazana Zuma Municipality	8039310063	JAMA MUNTU PHIKHISE	SUN CITY BULWER PMB KZN	15	109 715	16 4572	126 1722
362	Dr Nkosazana Zuma Municipality	8047515524	MEMELA MUSAVENKOSI GOODMAN	NKWEZELA S1 UNDERBERG KZN OU	15	109 715	16 4572	126 1722
363	Dr Nkosazana Zuma Municipality	8049738980	DLAMINI MTHEKJI MEDRINA	AMAKHUZE UNDERBURG KZN	15	109 715	16 4572	126 1722
364	Dr Nkosazana Zuma Municipality	8052137205	MEMELA MZDMUNYE	NKWEZELA	15	109 715	16 4572	126 1722
365	Dr Nkosazana Zuma Municipality	8060740428	NZIMANE N	Brick House	15	109 715	16 4572	126 1722
366	Dr Nkosazana Zuma Municipality	8065818099	CHULLE THANDI BETREACE	SUN CITY BULWER PMB KZN	15	109 715	16 4572	126 1722
367	Dr Nkosazana Zuma Municipality	8066280862	LUKHOZI NOKUZOLA	Traditional house	15	109 715	16 4572	126 1722
368	Dr Nkosazana Zuma Municipality	8066632048	MTHEMBU MUSAVENKOSI DISMAS	NKWEZELA S1 UNDERBERG KZN OU	15	109 715	16 4572	126 1722
369	Dr Nkosazana Zuma Municipality	8070077274	RADEBE BAZINI CONSTANCE	NKWEZELA S1 UNDERBERG KZN OU	15	109 715	16 4572	126 1722
370	Dr Nkosazana Zuma Municipality	8076887286	MEMELA PHILISWE MATHOTHO	SUN CITY BULWER PMB KZN	15	109 715	16 4572	126 1722
371	Dr Nkosazana Zuma Municipality	808273227	DUMKAZOLE KINKI PHTLIS	SUN CITY BULWER PMB KZN	15	109 715	16 4572	126 1722
372	Dr Nkosazana Zuma Municipality	8086649232	XULU ANNACLETIANI LINDWE	SINKONKONKO UNDERBERG KZN OU	15	109 715	16 4572	126 1722
373	Dr Nkosazana Zuma Municipality	8089093744	MEMELA MAZAMANI MZDMUNI	NKWEZELA S1 UNDERBERG KZN OU	15	109 715	16 4572	126 1722
374	Dr Nkosazana Zuma Municipality	8089956638	DUMA DUWAZILE	SUN CITY BULWER PMB KZN	15	109 715	16 4572	126 1722
375	Dr Nkosazana Zuma Municipality	8096816515	MTOLO GC NEZIZWE PHILIPA	SUN CITY BULWER PMB KZN	15	109 715	16 4572	126 1722
376	Dr Nkosazana Zuma Municipality	8099557421	KUBONE NTOMBIZA ANNETTA	SUN CITY BULWER PMB KZN	15	109 715	16 4572	126 1722
377	Dr Nkosazana Zuma Municipality	810748338	KHATHI DWANA F. ORENTINA	AMAKUZA UNDERBURG KZN	15	109 715	16 4572	126 1722
378	Dr Nkosazana Zuma Municipality	8108068976	NZIMANDE THOKA ELIZABETH	AMAKHUZE UNDERBERG KZN OU	15	109 715	16 4572	126 1722
379	Dr Nkosazana Zuma Municipality	8108222823	MINGUNI MANDLENKOSI PETROS	AMAKHUZE UNDERBERG KZN OU	15	109 715	16 4572	126 1722
380	Dr Nkosazana Zuma Municipality	8108317397	MBANUWA PHUMHELELE MARIA	AMAKHUZE UNDERBERG KZN OU	15	109 715	16 4572	126 1722
381	Dr Nkosazana Zuma Municipality	8108412996	MAKHANYA IRENE	TRADITIONAL HOUSE	15	109 715	16 4572	126 1722
382	Dr Nkosazana Zuma Municipality	8110824814	JAMA NELISWE	AMAKHUZE UNDERBERG KZN OU	15	109 715	16 4572	126 1722
383	Dr Nkosazana Zuma Municipality	8111016654	MBANUWA THOBILE	AMAKHUZE UNDERBERG KZN OU	15	109 715	16 4572	126 1722
384	Dr Nkosazana Zuma Municipality	8112995528	DLAMINI NTOMBIFUTHI PRISCA	AMAKHUZE UNDERBERG KZN OU	15	109 715	16 4572	126 1722
385	Dr Nkosazana Zuma Municipality	8112313655	DUMA MFAHELO	AMAKHUZE UNDERBERG KZN OU	15	109 715	16 4572	126 1722
386	Dr Nkosazana Zuma Municipality	8112475027	MKHIZE LUCRETIA ZEKELINI	AMAKUZA UNDERBURG KZN	15	109 715	16 4572	126 1722
387	Dr Nkosazana Zuma Municipality	8112742362	MINGUNI NQENLENI PAULINA	AMAKHUZE UNDERBERG KZN OU	15	109 715	16 4572	126 1722
388	Dr Nkosazana Zuma Municipality	8113120446	MINGUNI NONKULILEKO ELIZABETH	AMAKHUZE UNDERBERG KZN OU	15	109 715	16 4572	126 1722
389	Dr Nkosazana Zuma Municipality	8113272781	SIBISI NGENZENZI DORIS	AMAKHUZE UNDERBERG KZN OU	15	109 715	16 4572	126 1722
390	Dr Nkosazana Zuma Municipality	8114010290	NZIMANDE ZANELE	AMAKHUZE UNDERBERG KZN OU	15	109 715	16 4572	126 1722
391	Dr Nkosazana Zuma Municipality	8114034684	MINGUNI FULASHILE BUSISIWE	AMAKHUZE UNDERBERG KZN OU	15	109 715	16 4572	126 1722
392	Dr Nkosazana Zuma Municipality	8114447835	MAJOZI BUSISIWE	SINKONKONKO UNDERBERG KZN OU	15	109 715	16 4572	126 1722
393	Dr Nkosazana Zuma Municipality	8115836442	MINGUNI NONTOKOZO PROMISE	AMAKHUZE UNDERBERG KZN OU	15	109 715	16 4572	126 1722
394	Dr Nkosazana Zuma Municipality	8115974108	SHOBA KHOLISILE	AMAKHUZE UNDERBERG KZN OU	15	109 715	16 4572	126 1722
395	Dr Nkosazana Zuma Municipality	8116068306	MINGUNI SABANI NOBUHLE	AMAKHUZE UNDERBERG KZN OU	15	109 715	16 4572	126 1722
396	Dr Nkosazana Zuma Municipality	8117324902	MBANUWA THABISILE VERONICA	AMAKHUZE UNDERBERG KZN OU	15	109 715	16 4572	126 1722
397	Dr Nkosazana Zuma Municipality	8118274651	MINGUNI NONDUMISO	AMAKHUZE UNDERBERG KZN OU	15	109 715	16 4572	126 1722
398	Dr Nkosazana Zuma Municipality	8122775533	NDLOYU PHUMZILE ANASTASIA	SINKONKONKO UNDERBERG KZN OU	15	109 715	16 4572	126 1722
399	Dr Nkosazana Zuma Municipality	8124135117	MOANJELWA MUSAWEWETOM MNCWABE	AMAKHUZE UNDERBERG KZN OU	15	109 715	16 4572	126 1722
400	Dr Nkosazana Zuma Municipality	8124496628	PHUNGULA NELISWE QUEENET	AMAKUZA UNDERBURG KZN	15	109 715	16 4572	126 1722
401	Dr Nkosazana Zuma Municipality	8131579315	SHOBA BABUBILE CATHRINA	AMAKHUZE UNDERBERG KZN OU	15	109 715	16 4572	126 1722
402	Dr Nkosazana Zuma Municipality	8131754956	DLAMINI THOBILE VENENCIA	AMAKHUZE UNDERBURG KZN	15	109 715	16 4572	126 1722
403	Dr Nkosazana Zuma Municipality	8132381457	KHANYEZI THULISILE SIBONGILE	AMAKHUZE UNDERBERG KZN OU	15	109 715	16 4572	126 1722
404	Dr Nkosazana Zuma Municipality	8132634372	MTOLO HELEZIPHI HAPPINESS	AMAKHUZE UNDERBERG KZN OU	15	109 715	16 4572	126 1722
405	Dr Nkosazana Zuma Municipality	8133711195	DIAMINI NTOMBI NONPUMHELELO	AMAKHUZE UNDERBERG KZN OU	15	109 715	16 4572	126 1722
406	Dr Nkosazana Zuma Municipality	8133711195	DIAMINI NTOMBI NONPUMHELELO	AMAKHUZE UNDERBERG KZN OU	15	109 715	16 4572	126 1722
407	Dr Nkosazana Zuma Municipality	8134302412	SHOBA ZIBONELE LOYI	AMAKHUZE UNDERBERG KZN OU	15	109 715	16 4572	126 1722

408	Dr Nkosazana Zuma Municipality	8134675768 NZIMANDE ZANELE	AMAKUZE UNDERBERG KZN OU	15	109.715	16.4572	126.1722
409	Dr Nkosazana Zuma Municipality	8134962297 DLAMINI SIBONGILE CONSTANCE	AMAKUZE UNDERBERG KZN OU	15	109.715	16.4572	126.1722
410	Dr Nkosazana Zuma Municipality	8135172706 SHOBA OCTAVIA ZETHU	AMAKUZE UNDERBERG KZN OU	15	109.715	16.4572	126.1722
411	Dr Nkosazana Zuma Municipality	8135717973 DLAMINI NONDUMISILE	AMAKUZE UNDERBERG KZN OU	15	109.715	16.4572	126.1722
412	Dr Nkosazana Zuma Municipality	8135914642 MBELU LEONARD THISHELA	PEVENSY UNDERBERG KZN	15	109.715	16.4572	126.1722
413	Dr Nkosazana Zuma Municipality	81361156893 SHOBA CUPHENTI THOLANI	AMAKUZE UNDERBERG KZN OU	15	109.715	16.4572	126.1722
414	Dr Nkosazana Zuma Municipality	81365185707 SHOBA SIBONGISENI	AMAKUZE UNDERBERG KZN OU	15	109.715	16.4572	126.1722
415	Dr Nkosazana Zuma Municipality	81389600573 PHUNGULA THEMBSISILE	AMAKUZA UNDERBURG KZN	15	109.715	16.4572	126.1722
416	Dr Nkosazana Zuma Municipality	8144331818 SHOBA MGOBO	AMAKUZA UNDERBURG KZN	15	109.715	16.4572	126.1722
417	Dr Nkosazana Zuma Municipality	8148358091 MCOLFE SOBHOLOYENI D	STOFFELTON IMPENDE KZN	15	109.715	16.4572	126.1722
418	Dr Nkosazana Zuma Municipality	8148657564 SHOBA BHEKISISA PAULUS	AMAKUZA UNDERBURG KZN	15	109.715	16.4572	126.1722
419	Dr Nkosazana Zuma Municipality	8156696335 SHOBA MFAISENI THERUS	AMAKUZA UNDERBURG KZN	15	109.715	16.4572	126.1722
420	Dr Nkosazana Zuma Municipality	8167992611 SHOBA BHOYI GEDION	AMAKUZE UNDERBURG KZN	15	109.715	16.4572	126.1722
421	Dr Nkosazana Zuma Municipality	8172354341 SOSIBO SIBONGILE PEFICIF	AMAKUZE UNDERBURG KZN	15	109.715	16.4572	126.1722
422	Dr Nkosazana Zuma Municipality	8184927847 LANGA BUYSILE PAULINE	AMAKUZE UNDERBURG KZN	15	109.715	16.4572	126.1722
423	Dr Nkosazana Zuma Municipality	8186136708 DLAMINI BONISWE	AMAKUZE UNDERBURG KZN	15	109.715	16.4572	126.1722
424	Dr Nkosazana Zuma Municipality	8187948747 SABELA PHIKISILE BADUMISE	AMAKUZE UNDERBURG KZN	15	109.715	16.4572	126.1722
425	Dr Nkosazana Zuma Municipality	8191834882 TSHOBA DOTI RICHARD	AMAKUZA UNDERBURG KZN	15	109.715	16.4572	126.1722
426	Dr Nkosazana Zuma Municipality	8197836807 KHUMALO NTOMBYONKE	Traditional	15	109.715	16.4572	126.1722
427	Dr Nkosazana Zuma Municipality	8202564613 MBANUWA THULISILE ANNAOLETA	AMAKUZA UNDERBURG KZN	15	109.715	16.4572	126.1722
428	Dr Nkosazana Zuma Municipality	8205926893 DLAMINI BALUNGILE	AMAKUZE UNDERBURG KZN	15	109.715	16.4572	126.1722
429	Dr Nkosazana Zuma Municipality	8208209818 MTHEMBU SANELISHE CORNELIA	AMAKUZE UNDERBURG KZN	15	109.715	16.4572	126.1722
430	Dr Nkosazana Zuma Municipality	8210232709 KHWELEA EUGENIA NONTOKOZO	TRANSFRONTIER ZONE PB 125	15	109.715	16.4572	126.1722
431	Dr Nkosazana Zuma Municipality	8228240060 MNCWABE FRANCIS MBONGENI	Traditional	15	109.715	16.4572	126.1722
432	Dr Nkosazana Zuma Municipality	8228432253 MYUMBUJ SHANAZANA CLEMENTINE	AMAKUZE UNDERBURG KZN	15	109.715	16.4572	126.1722
433	Dr Nkosazana Zuma Municipality	8235428608 NXELE THOBILE EUNICE	AMAKUZE UNDERBURG KZN	15	109.715	16.4572	126.1722
434	Dr Nkosazana Zuma Municipality	8234445337 SHEZI PIKOLANA FIELEPHI	AMAKUZA SI UNDERBERG KZN OU	15	109.715	16.4572	126.1722
435	Dr Nkosazana Zuma Municipality	82525921390 MINGUNI BATHINI QIKI	AMAKUZA SI UNDERBURG KZN OU	15	109.715	16.4572	126.1722
436	Dr Nkosazana Zuma Municipality	8258427433 SHOBA ZONGILE	AMAKUZA UNDERBURG KZN	15	109.715	16.4572	126.1722
437	Dr Nkosazana Zuma Municipality	8260723097 NZIMANDE TSHENGISILE CATHRYNE	AMAKUZA UNDERBURG KZN	15	109.715	16.4572	126.1722
438	Dr Nkosazana Zuma Municipality	8280721492 MNGUNU LUNGISILE	AMAKUZE UNDERBURG KZN	15	109.715	16.4572	126.1722
439	Dr Nkosazana Zuma Municipality	8294301571 JAMA KHULEKANI	AMAKUZA SI UNDERBERG KZN OU	15	109.715	16.4572	126.1722
440	Dr Nkosazana Zuma Municipality	8297321390 MINGUNI MANAKAZI VENENCIA	AMAKUZA SI UNDERBURG KZN OU	15	109.715	16.4572	126.1722
441	Dr Nkosazana Zuma Municipality	8303398468 MNGUNI NPHOSI NTOMBI FUTHI	AMAKUZA SI UNDERBURG KZN OU	15	109.715	16.4572	126.1722
442	Dr Nkosazana Zuma Municipality	8328432253 MYUMBUJ SHANAZANA CLEMENTINE	AMAKUZA SI UNDERBURG KZN OU	15	109.715	16.4572	126.1722
443	Dr Nkosazana Zuma Municipality	8312438481 ZUMA KHUMBUZILE	Brick House	15	109.715	16.4572	126.1722
444	Dr Nkosazana Zuma Municipality	8315119559 LINDA LINDILEN EVELYN	AMAKUZA SI UNDERBERG KZN OU	15	109.715	16.4572	126.1722
445	Dr Nkosazana Zuma Municipality	8316994252 MTOLO DEUSILE ANNOTORIA	AMAKUZA UNDERBURG KZN	15	109.715	16.4572	126.1722
446	Dr Nkosazana Zuma Municipality	8326168526 ZUMA PRINCES BONISILE	AMAKUZA SI UNDERBURG KZN OU	15	109.715	16.4572	126.1722
447	Dr Nkosazana Zuma Municipality	832676237 ZUMA NOMATHEMBA HOMISTA	AMAKUZA SI UNDERBURG KZN OU	15	109.715	16.4572	126.1722
448	Dr Nkosazana Zuma Municipality	8328766618 MBATHA SIZENI MAGAGRET	AMAKUZA SI UNDERBURG KZN OU	15	109.715	16.4572	126.1722
449	Dr Nkosazana Zuma Municipality	8329618648 CEBEKHULU THENIWE SYLVIA	AMAKUZA SI UNDERBURG KZN OU	15	109.715	16.4572	126.1722
450	Dr Nkosazana Zuma Municipality	8333853336 KUBONE NELISWE SYLVIA	AMAKUZA SI UNDERBURG KZN OU	15	109.715	16.4572	126.1722
451	Dr Nkosazana Zuma Municipality	8333551156 KHATI NOMAYE	TRADITIONAL HOUSE	15	109.715	16.4572	126.1722
452	Dr Nkosazana Zuma Municipality	8340215789 DLAMINI BUSELAPHI	UNDERBERG CNC	15	109.715	16.4572	126.1722
453	Dr Nkosazana Zuma Municipality	8340406664 SHEZI NOMABULAZI CATHRYNE	AMAKUZE UNDERBURG KZN	15	109.715	16.4572	126.1722
454	Dr Nkosazana Zuma Municipality	8342504310 JIFI NOKUFKA JESTER	ENKELBANTWANA UNDERBERG KZN OU	15	109.715	16.4572	126.1722
455	Dr Nkosazana Zuma Municipality	8343631399 LINDA RITA GABISILE	AMAKUZA SI UNDERBURG KZN OU	15	109.715	16.4572	126.1722
456	Dr Nkosazana Zuma Municipality	8346336260 MBANUWA KHONZEPHI THANDIWE	AMAKUZA UNDERBURG KZN	15	109.715	16.4572	126.1722
457	Dr Nkosazana Zuma Municipality	8346551153 LINDA GEZEKILE ANNAOLETA	AMAKUZA SI UNDERBURG KZN OU	15	109.715	16.4572	126.1722
458	Dr Nkosazana Zuma Municipality	8354400573 DLAMINI NOMAKESISI LUCRACIA	AMAKUZA UNDERBURG KZN	15	109.715	16.4572	126.1722
459	Dr Nkosazana Zuma Municipality	83596890041 PHUNGULA SORWEPHULA	AMAKUZA UNDERBURG KZN	15	109.715	16.4572	126.1722
460	Dr Nkosazana Zuma Municipality	8362082415 MBANUWA FLORENCE NOKUTHULA	AMAKUZA UNDERBURG KZN	15	109.715	16.4572	126.1722
461	Dr Nkosazana Zuma Municipality	8362269408 MNCWABE GAVINI SIPHWE	HLANGANANI	15	109.715	16.4572	126.1722
462	Dr Nkosazana Zuma Municipality	8363356325 AGCOBO THOKOZILE	Traditional	15	109.715	16.4572	126.1722
463	Dr Nkosazana Zuma Municipality	8364603602 DLAMINI MANGALISILE NOZUKA	AMAKUZA SI UNDERBERG KZN OU	15	109.715	16.4572	126.1722
464	Dr Nkosazana Zuma Municipality	8370666703 MTHARA AB	QUEMENI	15	109.715	16.4572	126.1722
465	Dr Nkosazana Zuma Municipality	8371615079 MTHEMBU DELANI KHATALAKE	AMAKUZA SI UNDERBURG KZN OU	15	109.715	16.4572	126.1722
466	Dr Nkosazana Zuma Municipality	8374492106 LINDA NHLAKANIPOHO	AMAKUZA SI UNDERBURG KZN OU	15	109.715	16.4572	126.1722
467	Dr Nkosazana Zuma Municipality	8375759156 SOSIBO SIBUSISO	STOFFELTON BROTHENI SI SOLOKHOLO UNDERBERG KZN OU	15	109.715	16.4572	126.1722
468	Dr Nkosazana Zuma Municipality	8377005737 MAOONDA NOMSA THOBISILE	STOFFELTON BROTHENI SI SOLOKHOLO UNDERBERG KZN OU	15	109.715	16.4572	126.1722
469	Dr Nkosazana Zuma Municipality	8379461431 MBANUWA ERNEST LANGEHLILE	AMAKUZA SI UNDERBURG KZN OU	15	109.715	16.4572	126.1722
470	Dr Nkosazana Zuma Municipality	8384251300 NZIMANDE BEZANI	STOFFELTON BROTHENI SI SOLOKHOLO UNDERBERG KZN OU	15	109.715	16.4572	126.1722
471	Dr Nkosazana Zuma Municipality	8385696444 KUMENE NONHLANHLA ETHEL	AMAKUZA SI UNDERBURG KZN OU	15	109.715	16.4572	126.1722
472	Dr Nkosazana Zuma Municipality	8387852073 LINDA NOMSEBENZI WINNIFRED	AMAKUZA SI UNDERBURG KZN OU	15	109.715	16.4572	126.1722
473	Dr Nkosazana Zuma Municipality	8389530948 MBANUWA NONKULULEKO	AMAKUZA SI UNDERBURG KZN OU	15	109.715	16.4572	126.1722
474	Dr Nkosazana Zuma Municipality	8394190758 BHENGU NOKHUSA	UNDERBERG	15	109.715	16.4572	126.1722
475	Dr Nkosazana Zuma Municipality	8396552322 MHLONGO MBONGENI INNOCENT	AMAKUZA SI UNDERBURG KZN OU	15	109.715	16.4572	126.1722

476	Dr Nkosazana Zuma Municipality	8398108083	MINGUN, LINDENI NOBA	AMAKUZE UNDERBURG KZN	15	109.715	16.4572	126.1722
477	Dr Nkosazana Zuma Municipality	8402828696	DLAMINI NIKOSINATHI COSMOS	STOFFELTON BROTHENI S1 SOLOKHLO UNDERBERG KZN OU	15	109.715	16.4572	126.1722
478	Dr Nkosazana Zuma Municipality	8408905007	MBANUWA NTOMBIZINI DUDUZILE	AMAKUZA S1 UNDERBERG KZN OU	15	109.715	16.4572	126.1722
479	Dr Nkosazana Zuma Municipality	8409926990	PHUNGULA ZAKHELE	AMAKUZA S1 UNDERBERG KZN OU	15	109.715	16.4572	126.1722
480	Dr Nkosazana Zuma Municipality	8412407471	PHUNGULA THOKOZANI GRACIA	AMAKUZA S1 UNDERBERG KZN OU	15	109.715	16.4572	126.1722
481	Dr Nkosazana Zuma Municipality	8412572849	NTSHIZA MAKHOSI	AMAKUZA UNDERBURG KZN	15	109.715	16.4572	126.1722
482	Dr Nkosazana Zuma Municipality	8413431192	KUNENE BABONGILE MONICA	AMAKUZA S1 UNDERBERG KZN OU	15	109.715	16.4572	126.1722
483	Dr Nkosazana Zuma Municipality	8413472846	KUNENE WINILE PROTASHA	AMAKUZA S1 UNDERBERG KZN OU	15	109.715	16.4572	126.1722
484	Dr Nkosazana Zuma Municipality	8414729561	MNCWABE VOVO ERIC	SUN CITY BULWER PMB KZN	15	109.715	16.4572	126.1722
485	Dr Nkosazana Zuma Municipality	8414733689	ZONDI MSIZI SALANUS	AMAKUZA UNDERBURG KZN	15	109.715	16.4572	126.1722
486	Dr Nkosazana Zuma Municipality	8415512512	LINDA THABISA	AMAKUZA S1 UNDERBERG KZN OU	15	109.715	16.4572	126.1722
487	Dr Nkosazana Zuma Municipality	8415813331	MLOTSHWA CATHERINE	Brick House	15	109.715	16.4572	126.1722
488	Dr Nkosazana Zuma Municipality	8422149309	KGUBO SEBENZILE	SUN CITY BULWER PMB KZN	15	109.715	16.4572	126.1722
489	Dr Nkosazana Zuma Municipality	8422893683	KHUBONE GOODNESS THANDEKA	AMAKUZA S1 UNDERBERG KZN OU	15	109.715	16.4572	126.1722
490	Dr Nkosazana Zuma Municipality	8427299444	KHUBONE MZONGANI	AMAKUZA S1 UNDERBERG KZN OU	15	109.715	16.4572	126.1722
491	Dr Nkosazana Zuma Municipality	8429621817	NTOMBELA KHETHEKILE IREN	STOFFELTON BROTHENI S1 SOLOKHLO UNDERBERG KZN OU	15	109.715	16.4572	126.1722
492	Dr Nkosazana Zuma Municipality	8434723892	PHUNGULA FINELE PATRICIA	AMAKUZA S1 UNDERBERG KZN OU	15	109.715	16.4572	126.1722
493	Dr Nkosazana Zuma Municipality	8436267148	ZUMA MLAMJILI ALFREDO	AMAKUZA S1 UNDERBERG KZN OU	15	109.715	16.4572	126.1722
494	Dr Nkosazana Zuma Municipality	8442105683	NKOMO ZOLEKA	Brick House	15	109.715	16.4572	126.1722
495	Dr Nkosazana Zuma Municipality	8453966108	BUTHLEZI NOMPUMELELO	AMAKUZE UNDERBURG KZN	15	109.715	16.4572	126.1722
496	Dr Nkosazana Zuma Municipality	8454065370	DLAMINI BHAZINI	AMAKUZA S1 UNDERBERG KZN OU	15	109.715	16.4572	126.1722
497	Dr Nkosazana Zuma Municipality	8463711877	NCOBENI M	HOUSE	15	109.715	16.4572	126.1722
498	Dr Nkosazana Zuma Municipality	8464843808	MINDALI HLEBEKILE KATHRINA	AMAKUZA UNDERBURG KZN	15	109.715	16.4572	126.1722
499	Dr Nkosazana Zuma Municipality	8464848272	DLAMINI BONGANI	BRICK HOUSE	15	109.715	16.4572	126.1722
500	Dr Nkosazana Zuma Municipality	8470402355	MNTUNGWA BHEKINDODA PHUPH	AMAKUZA S1 UNDERBERG KZN OU	15	109.715	16.4572	126.1722
501	Dr Nkosazana Zuma Municipality	8472155329	MNTUNGWA NOOBILE LONDEKA	AMAKUZA S1 UNDERBERG KZN OU	15	109.715	16.4572	126.1722
502	Dr Nkosazana Zuma Municipality	8472155329	MNTUNGWA NOOBILE LONDEKA	AMAKUZA S1 UNDERBERG KZN OU	15	109.715	16.4572	126.1722
503	Dr Nkosazana Zuma Municipality	8474216849	DLAMINI DEZI FREDRICA	AMAKUZA S1 UNDERBERG KZN OU	15	109.715	16.4572	126.1722
504	Dr Nkosazana Zuma Municipality	8476531776	NDOLOVU NCAMSILE	SINKONKONKO UNDERBERG KZN OU	15	109.715	16.4572	126.1722
505	Dr Nkosazana Zuma Municipality	8477021604	ZONDI ESLINA SALAWENZANI	AMAKUZA S1 UNDERBERG KZN OU	15	109.715	16.4572	126.1722
506	Dr Nkosazana Zuma Municipality	8481055680	KHUBONE HLELIPHI OCTAVIA	AMAKUZA S1 UNDERBERG KZN OU	15	109.715	16.4572	126.1722
507	Dr Nkosazana Zuma Municipality	8482635345	WESSLESE DONATOUS	SINKONKONKO UNDERBERG KZN OU	15	109.715	16.4572	126.1722
508	Dr Nkosazana Zuma Municipality	848715252	ZONDI VAMSHILE ELAZEBETH	AMAKUZA S1 UNDERBERG KZN OU	15	109.715	16.4572	126.1722
509	Dr Nkosazana Zuma Municipality	8489012417	SHEZI MANDLAKAYISE THEOBALD	AMAKUZA UNDERBURG KZN	15	109.715	16.4572	126.1722
510	Dr Nkosazana Zuma Municipality	849569977	DLAMINI SOLEKILE	PHAYINDANE	15	109.715	16.4572	126.1722
511	Dr Nkosazana Zuma Municipality	8502367812	ZONDI BAOUBILE	PHAYINDANE	15	109.715	16.4572	126.1722
512	Dr Nkosazana Zuma Municipality	8502707106	DLAMINI NTOMBI ETHE DRETHA	AMAKUZA S1 UNDERBERG KZN OU	15	109.715	16.4572	126.1722
513	Dr Nkosazana Zuma Municipality	8503134506	DLAMINI LUZZIE PETRONELLA	AMAKUZA S1 UNDERBERG KZN OU	15	109.715	16.4572	126.1722
514	Dr Nkosazana Zuma Municipality	8502441203	DLAMINI BUHLE	PHAYINDANE	15	109.715	16.4572	126.1722
515	Dr Nkosazana Zuma Municipality	8502917001	MTHAWA NOMBINO NTOMBIYEMVELO	PHAYINDANE	15	109.715	16.4572	126.1722
516	Dr Nkosazana Zuma Municipality	8502559461	MBAJANI BAWEZILE	PHAYINDANE	15	109.715	16.4572	126.1722
517	Dr Nkosazana Zuma Municipality	8515664727	ZONDI THEMENI	PHAYINDANE	15	109.715	16.4572	126.1722
518	Dr Nkosazana Zuma Municipality	8519867350	SHEZI BALINGILE	PHAYINDANE	15	109.715	16.4572	126.1722
519	Dr Nkosazana Zuma Municipality	8514053815	ZONDI SZAKHELE	BHATINI	15	109.715	16.4572	126.1722
520	Dr Nkosazana Zuma Municipality	8517987988	ZONDI NELSWIE LUCIA	AMAKUZA S1 UNDERBERG KZN OU	15	109.715	16.4572	126.1722
521	Dr Nkosazana Zuma Municipality	8519568133	KHUMALO R	HOUSE	15	109.715	16.4572	126.1722
522	Dr Nkosazana Zuma Municipality	8523308027	SHEZI QONDENI	PHAYINDANE	15	109.715	16.4572	126.1722
523	Dr Nkosazana Zuma Municipality	8524135889	NZIMANDE RICHARD	HOUSE	15	109.715	16.4572	126.1722
524	Dr Nkosazana Zuma Municipality	8527383540	ZONDI ANNATOLIA	BHATINI	15	109.715	16.4572	126.1722
525	Dr Nkosazana Zuma Municipality	8535731756	KHUMALO DMINGENI	AMAKUZA S1 UNDERBERG KZN OU	15	109.715	16.4572	126.1722
526	Dr Nkosazana Zuma Municipality	8538331109	MSHENGU RAPHEAL MBHEKISENI	AMAKUZA S1 UNDERBERG KZN OU	15	109.715	16.4572	126.1722
527	Dr Nkosazana Zuma Municipality	8540057707	DLAMINI PHUMZILE INNOCENSIA	AMAKUZA S1 UNDERBERG KZN OU	15	109.715	16.4572	126.1722
528	Dr Nkosazana Zuma Municipality	8544396102	DLAMINI GODLAWI ZAKHELE	AMAKUZA S1 UNDERBERG KZN OU	15	109.715	16.4572	126.1722
529	Dr Nkosazana Zuma Municipality	8544516866	KHUMALO MKOTOS JANKHOSA	AMAKUZA S1 UNDERBERG KZN OU	15	109.715	16.4572	126.1722
530	Dr Nkosazana Zuma Municipality	8546983043	ZONDI MABONA PETRUS	AMAKUZA S1 UNDERBERG KZN OU	15	109.715	16.4572	126.1722
531	Dr Nkosazana Zuma Municipality	8549172341	ZONDI ELSIE	HOUSE	15	109.715	16.4572	126.1722
532	Dr Nkosazana Zuma Municipality	8552172710	DLAMINI THABISILE MAUREEN	HOUSE	15	109.715	16.4572	126.1722
533	Dr Nkosazana Zuma Municipality	8552117115	DUMA PHILISWE THEODOORAH	AMAKUZA S1 UNDERBERG KZN OU	15	109.715	16.4572	126.1722
534	Dr Nkosazana Zuma Municipality	8559868447	MBAJANI CYRILIA THABISILE	AMAKUZA S1 UNDERBERG KZN OU	15	109.715	16.4572	126.1722
535	Dr Nkosazana Zuma Municipality	8560498855	DLAMINI NELSWIE SYLVASIA	AMAKUZA S1 UNDERBERG KZN OU	15	109.715	16.4572	126.1722
536	Dr Nkosazana Zuma Municipality	8566951392	ZONDI BEATOR FANISILE	AMAKUZA S1 UNDERBERG KZN OU	15	109.715	16.4572	126.1722
537	Dr Nkosazana Zuma Municipality	8572147763	LINDA THANDEKA	AMAKUZA S1 UNDERBERG KZN OU	15	109.715	16.4572	126.1722
538	Dr Nkosazana Zuma Municipality	8573608372	ILAMINI CEEM	AMAKUZA S1 UNDERBERG KZN OU	15	109.715	16.4572	126.1722
539	Dr Nkosazana Zuma Municipality	8574772721	ZONDI SWELLEKILE MAYVIS	AMAKUZA S1 UNDERBERG KZN OU	15	109.715	16.4572	126.1722
540	Dr Nkosazana Zuma Municipality	8576062677	KHUMALO NOKUZITHA IRENE	AMAKUZA S1 UNDERBERG KZN OU	15	109.715	16.4572	126.1722
541	Dr Nkosazana Zuma Municipality	8585444436	KUNENE DUMILE CYRILIA	AMAKUZA S1 UNDERBERG KZN OU	15	109.715	16.4572	126.1722
542	Dr Nkosazana Zuma Municipality	8585619061	MNYA GETRUEDE BATHABILE	AMAKUZA S1 UNDERBERG KZN OU	15	109.715	16.4572	126.1722
543	Dr Nkosazana Zuma Municipality	8594605420	ZUMA KWANELE	AMAKUZA S1 UNDERBERG KZN OU	15	109.715	16.4572	126.1722

544	Dr Nkosazana Zuma Municipality	859802009	DLAMINI FIKILE PRISCA	AMAKUZA S1 UNDERBERG KZN OU	15	109 715	16 4572	126 1722
545	Dr Nkosazana Zuma Municipality	86 109232114	XABA BALINDILE ROBINAH	AMAKUZA S1 UNDERBERG KZN OU	15	109 715	16 4572	126 1722
546	Dr Nkosazana Zuma Municipality	8612126816	NDLANGASA MABLE JABULILE	AMAKUZA S1 UNDERBERG KZN OU	15	109 715	16 4572	126 1722
547	Dr Nkosazana Zuma Municipality	8614173328	MCOLEFE MALUBA P	STOFFELTON IMPENDE KZN OU	15	109 715	16 4572	126 1722
548	Dr Nkosazana Zuma Municipality	8625597134	SHEZI NGONENI CHUGUZA	AMAKUZA UNDERBURG KZN	15	109 715	16 4572	126 1722
549	Dr Nkosazana Zuma Municipality	8625709170	ZUMA PROTASIA QUBEN	AMAKUZA S1 UNDERBERG KZN OU	15	109 715	16 4572	126 1722
550	Dr Nkosazana Zuma Municipality	8626362231	KHUBONI THEMBIKILE SYIVASIA	AMAKUZA S1 UNDERBERG KZN OU	15	109 715	16 4572	126 1722
551	Dr Nkosazana Zuma Municipality	8628500118	DLAMINI SISENI OCTAVIA	AMAKUZA S1 UNDERBERG KZN OU	15	109 715	16 4572	126 1722
552	Dr Nkosazana Zuma Municipality	8629217201	DLAMINI ZAMAZULU	AMAKUZA S1 UNDERBERG KZN OU	15	109 715	16 4572	126 1722
553	Dr Nkosazana Zuma Municipality	8629475780	CHIVA THANDIWE ANNAILETA	TRADITIONAL HOUSE	15	109 715	16 4572	126 1722
554	Dr Nkosazana Zuma Municipality	8633881639	PHUNGUJIA MABONGI THELEKLE	AMAKUZA UNDERBURG KZN	15	109 715	16 4572	126 1722
555	Dr Nkosazana Zuma Municipality	8644812995	NGUBO IDAH	HOUSE	15	109 715	16 4572	126 1722
556	Dr Nkosazana Zuma Municipality	8660020343	MNCWABE NKONWENZIWA THERESA	AMAKUZA UNDERBURG KZN	15	109 715	16 4572	126 1722
557	Dr Nkosazana Zuma Municipality	8669164157	NDLOVU THANDEKILE ALPHINA	AMAKUZA UNDERBURG KZN	15	109 715	16 4572	126 1722
558	Dr Nkosazana Zuma Municipality	8670598155	MUYA MANAZI EUGENIA	ENKELEBANTWANA IXOPO KZN	15	109 715	16 4572	126 1722
559	Dr Nkosazana Zuma Municipality	8699002936	MGUBANE JOSEPH MASENZE	AMAKUZA UNDERBURG KZN	15	109 715	16 4572	126 1722
560	Dr Nkosazana Zuma Municipality	8703467610	LAMBUBA NELISWEE	NOMANDLOVU DONNYBROOK IKOPO KZN	15	109 715	16 4572	126 1722
561	Dr Nkosazana Zuma Municipality	8703850122	MAGUBANE SIFISO	AMAKUZA UNDERBURG KZN	15	109 715	16 4572	126 1722
562	Dr Nkosazana Zuma Municipality	8713856813	KHAMBULE NOKUTHULA	NOMANDLOVU DONNYBROOK IKOPO KZN	15	109 715	16 4572	126 1722
563	Dr Nkosazana Zuma Municipality	8723383365	TENZA NOPHOSISA	NOMANDLOVU DONNYBROOK IKOPO KZN	15	109 715	16 4572	126 1722
564	Dr Nkosazana Zuma Municipality	8724962714	GAGU ELIZABETH ZITNOBILE	AMAKUZA UNDERBURG KZN	15	109 715	16 4572	126 1722
565	Dr Nkosazana Zuma Municipality	8726109611	SHEZI HOMSTA THANDEKILE	AMAKUZA UNDERBURG KZN	15	109 715	16 4572	126 1722
566	Dr Nkosazana Zuma Municipality	8747753972	MALOLA BUSISWE	MQATSHENI UNDERBURG KZN	15	109 715	16 4572	126 1722
567	Dr Nkosazana Zuma Municipality	8764177723	MBAJUWA FIKILE	QULASHE UNDERBURG KZN	15	109 715	16 4572	126 1722
568	Dr Nkosazana Zuma Municipality	8768179403	MSWARA WINILE	QULASHE UNDERBURG KZN	15	109 715	16 4572	126 1722
569	Dr Nkosazana Zuma Municipality	877712865	NGCOBO VELAPHI	STOFFELTON IMPENDE KZN	15	109 715	16 4572	126 1722
570	Dr Nkosazana Zuma Municipality	8780861845	MAYEZA SOLOMON ZWELINZIMA	AMAKUZA UNDERBURG KZN	15	109 715	16 4572	126 1722
571	Dr Nkosazana Zuma Municipality	8782004576	MHUNJUWA MAKHOSAZANA	AMAKUZA UNDERBURG KZN	15	109 715	16 4572	126 1722
572	Dr Nkosazana Zuma Municipality	8795683367	PHUNGUJIA ESTER	AMAKUZA UNDERBURG KZN	15	109 715	16 4572	126 1722
573	Dr Nkosazana Zuma Municipality	8808732074	MAGOSO BUTISWE	AMAKUZA UNDERBURG KZN	15	109 715	16 4572	126 1722
574	Dr Nkosazana Zuma Municipality	8816995007	HEMELA THEMBIKILE	NOMANDLOVU DONNYBROOK IKOPO KZN	15	109 715	16 4572	126 1722
575	Dr Nkosazana Zuma Municipality	8820682154	MCOBENI DUMISILE FRANCISCA	HLANGANANI S1 IXOPO CNC KZN OU	15	109 715	16 4572	126 1722
576	Dr Nkosazana Zuma Municipality	8832863479	RADEBE LUCY	STEPMORE	15	109 715	16 4572	126 1722
577	Dr Nkosazana Zuma Municipality	8839617602	MOKOENA THOBELA ANDREAS	EHLABINI BULWER KZN	15	109 715	16 4572	126 1722
578	Dr Nkosazana Zuma Municipality	8842464742	MBAJUWA MAQOSHI	TRADITIONAL HOUSE	15	109 715	16 4572	126 1722
579	Dr Nkosazana Zuma Municipality	8919585731	HODUMO ALSON	Traditional House	15	109 715	16 4572	126 1722
580	Dr Nkosazana Zuma Municipality	9022430010	NDLOVU SIDINGILE MOLLY	XOSHEYAKHE ENKELEBANTWANA PMB KZN	15	109 715	16 4572	126 1722
581	Dr Nkosazana Zuma Municipality	9052905386	DUMA IDAH THANDIWE	KILMUN S1 UNDERBERG KZN OU	15	109 715	16 4572	126 1722
582	Dr Nkosazana Zuma Municipality	9097810867	MBAJUWA MDIBI	KILMUN S1 UNDERBERG KZN OU	15	109 715	16 4572	126 1722
583	Dr Nkosazana Zuma Municipality	9092487521	MAJWARA THANDIWE	KILMUN S1 UNDERBERG KZN OU	15	109 715	16 4572	126 1722
584	Dr Nkosazana Zuma Municipality	9112986705	DLAMINI NOBEKEZELO	AMAKUZE UNDERBERG KZN	15	109 715	16 4572	126 1722
585	Dr Nkosazana Zuma Municipality	9115156532	MTHEMBU NOZITHEMBISO PEARL	AMAKUZE UNDERBERG KZN	15	109 715	16 4572	126 1722
586	Dr Nkosazana Zuma Municipality	9116136829	HLONGWANE GOODNESS	TARS VALLEY CREIGHTON KZN	15	109 715	16 4572	126 1722
587	Dr Nkosazana Zuma Municipality	912371964	MBAJUWA NOMZALAZO	KILMUN S1 UNDERBERG KZN OU	15	109 715	16 4572	126 1722
588	Dr Nkosazana Zuma Municipality	9126196247	MBAJUWA LUNGILE	KILMUN S1 UNDERBERG KZN OU	15	109 715	16 4572	126 1722
589	Dr Nkosazana Zuma Municipality	9126425427	MBAJUWA DUMAZILE	KILMUN S1 UNDERBERG KZN OU	15	109 715	16 4572	126 1722
590	Dr Nkosazana Zuma Municipality	9136935949	MBAJUWA LUNGILENI	KILMUN S1 UNDERBERG KZN OU	15	109 715	16 4572	126 1722
591	Dr Nkosazana Zuma Municipality	9140388547	MBAJUWA SEBENZANI ZATHA	NSIMBINI	15	109 715	16 4572	126 1722
592	Dr Nkosazana Zuma Municipality	9151304247	SABELA ZANELE	KILMUN S1 UNDERBERG KZN OU	15	109 715	16 4572	126 1722
593	Dr Nkosazana Zuma Municipality	915178652	SOSIBO HILDA THULISILE	NSIMBINI	15	109 715	16 4572	126 1722
594	Dr Nkosazana Zuma Municipality	9156846863	NTSHIZA HAWULENGWE	KILMUN S1 UNDERBERG KZN OU	15	109 715	16 4572	126 1722
595	Dr Nkosazana Zuma Municipality	9158084856	MCHUNU NOMAGUGU	KILMUN S1 UNDERBERG KZN OU	15	109 715	16 4572	126 1722
596	Dr Nkosazana Zuma Municipality	9158437717	DLAMINI VUMILE	KILMUN S1 UNDERBERG KZN OU	15	109 715	16 4572	126 1722
597	Dr Nkosazana Zuma Municipality	9159056855	CHULE NONTSHIZI NOMUSA	HOUSE	15	109 715	16 4572	126 1722
598	Dr Nkosazana Zuma Municipality	9162450446	MBAJUWA VUYISILE	KILMUN S1 UNDERBERG KZN OU	15	109 715	16 4572	126 1722
599	Dr Nkosazana Zuma Municipality	9164106640	DLAMINI CELWE	KILMUN S1 UNDERBERG KZN OU	15	109 715	16 4572	126 1722
600	Dr Nkosazana Zuma Municipality	9165485804	DLAMINI REGINALD SAMUKELO	PHAYINDANE	15	109 715	16 4572	126 1722
601	Dr Nkosazana Zuma Municipality	9166035033	ZOKHI THEMBIKOSI JOSEPH	PHAYINDANE	15	109 715	16 4572	126 1722
602	Dr Nkosazana Zuma Municipality	9163608982	DLAMINI THENJWE ANNATOLIA	PHAYINDANE	15	109 715	16 4572	126 1722
603	Dr Nkosazana Zuma Municipality	917275791	NTSHIZA MATHWANA	KILMUN S1 UNDERBERG KZN OU	15	109 715	16 4572	126 1722
604	Dr Nkosazana Zuma Municipality	9175178572	PHUNGUJIA NONTSHIKILE DOMONIGA	PHAYINDANE	15	109 715	16 4572	126 1722
605	Dr Nkosazana Zuma Municipality	9186181545	MHUNJUWA PHILPINA MTOMBIKILE	PHAYINDANE	15	109 715	16 4572	126 1722
606	Dr Nkosazana Zuma Municipality	9181237579	MBAJUWA BATHINI	PHAYINDANE	15	109 715	16 4572	126 1722
607	Dr Nkosazana Zuma Municipality	9189771329	NTSHIZA ZIBUNILE	KILMUN S1 UNDERBERG KZN OU	15	109 715	16 4572	126 1722
608	Dr Nkosazana Zuma Municipality	9189795347	MAJOZI BHEKI PROTAS	EMAKHUZENI	15	109 715	16 4572	126 1722
609	Dr Nkosazana Zuma Municipality	9216218584	SOSIBO LUNGILE CHRISTOPHERAH	PHAYINDANE	15	109 715	16 4572	126 1722
610	Dr Nkosazana Zuma Municipality	9213692308	MEMELA NOMUSA	EHLABINI BULWER KZN	15	109 715	16 4572	126 1722
611	Dr Nkosazana Zuma Municipality	9212048887	MVELASE F-JUNEKILE SEPHRONIA	PHAYINDANE	15	109 715	16 4572	126 1722

612. Dr Nkosazana Zuma Municipality	9216578948	HILL ERIC SIGWILI	TRADITIONAL HOUSE	15	109.715	16.4572	126.1722
613. Dr Nkosazana Zuma Municipality	9217669202	ZUMA MPHENDUJOLEI VITALIS	EMANGWANENI BULWER UNDERBURG KZN	15	109.715	16.4572	126.1722
614. Dr Nkosazana Zuma Municipality	9220899019	MTOLO GLORIA ZWAKALILE	PHAYINDANE	15	109.715	16.4572	126.1722
615. Dr Nkosazana Zuma Municipality	9234276877	DLAMINI KWAZIKWAKHE	KILLIMDANE	15	109.715	16.4572	126.1722
616. Dr Nkosazana Zuma Municipality	9272896604	DLAMINI ZWELAKHE	Brick House	15	109.715	16.4572	126.1722
617. Dr Nkosazana Zuma Municipality	9283731366	MTHEMBU THEMBISILE PRINCESS	SUN CITY BULWER PMB KZN	15	109.715	16.4572	126.1722
618. Dr Nkosazana Zuma Municipality	9285578990	SOKHELA SHADELENI	SOKHELA LOCATION NEAR SOKHELA PRIMARY	15	109.715	16.4572	126.1722
619. Dr Nkosazana Zuma Municipality	9305977615	DLAMINI MANDLENKOSI	Brick	15	109.715	16.4572	126.1722
620. Dr Nkosazana Zuma Municipality	9311420789	SOSIBO NOSIPHO GLORIA	AMAKHUZA S1 UNDERBERG KZN	15	109.715	16.4572	126.1722
621. Dr Nkosazana Zuma Municipality	9312162656	DLAMINI MBHEKISENI ZIPI	AMAKHUZA S1 UNDERBERG KZN	15	109.715	16.4572	126.1722
622. Dr Nkosazana Zuma Municipality	9322313103	JACCA NOKUPHIWA	AMAKHUZA S1 UNDERBERG KZN	15	109.715	16.4572	126.1722
623. Dr Nkosazana Zuma Municipality	9325260410	SOSIBO TUTU MAVIS	AMAKHUZA S1 UNDERBERG KZN	15	109.715	16.4572	126.1722
624. Dr Nkosazana Zuma Municipality	9332606642	DIANGISA PRISCILLA PHAKAMILE	AMAKHUZA S1 UNDERBERG KZN	15	109.715	16.4572	126.1722
625. Dr Nkosazana Zuma Municipality	9336278916	MBANWA ZIWILE YEKELANI	MASHAYILANGA UNDERBERG KZN	15	109.715	16.4572	126.1722
626. Dr Nkosazana Zuma Municipality	9338002659	MTHEMBU NOMUDHIA	MASHAYINYANGA UNDERBERG KZN	15	109.715	16.4572	126.1722
627. Dr Nkosazana Zuma Municipality	9384281894	MNGUNI SIKHUMBUZO	NOMQOJANA UNDERBERG KZN	15	109.715	16.4572	126.1722
628. Dr Nkosazana Zuma Municipality	9387496985	MBANWA WINERFIEDA THOBEGA	EHLABENI BULWER KZN	15	109.715	16.4572	126.1722
629. Dr Nkosazana Zuma Municipality	9391731475	BTHELEZI ELIZABETH NOBUHLE	AMAKHUZA S1 UNDERBERG KZN	15	109.715	16.4572	126.1722
630. Dr Nkosazana Zuma Municipality	9410347620	MTHEMBU THEMBEKILE PHILLIPINA	AMAKHUZA S1 UNDERBERG KZN	15	109.715	16.4572	126.1722
631. Dr Nkosazana Zuma Municipality	9418772468	SOSIBO ZINHLE	AMAKHUZA S1 UNDERBERG KZN	15	109.715	16.4572	126.1722
632. Dr Nkosazana Zuma Municipality	9447888093	MBANWA MVEZENI MOSES	EHLABENI BULWER KZN	15	109.715	16.4572	126.1722
633. Dr Nkosazana Zuma Municipality	9477988515	SIBETHA BAQHELEZI GLORIA	AMAKHUZA UNDERBERG KZN	15	109.715	16.4572	126.1722
634. Dr Nkosazana Zuma Municipality	9502687928	DLAMINI NOKUTHULA DOREEN	HOUSE	15	109.715	16.4572	126.1722
635. Dr Nkosazana Zuma Municipality	9513605262	NGCOBO THEMBEKILE VIRGINIA	AMAKHUZA UNDERBERG KZN	15	109.715	16.4572	126.1722
636. Dr Nkosazana Zuma Municipality	9537223493	SHELEMBE ANGELINE THEMBEKILE	EMANGWANENI BULWER UNDERBERG KZN	15	109.715	16.4572	126.1722
637. Dr Nkosazana Zuma Municipality	9562660452	DUMA BAWINIILE EUSTINE	MOATSHENI AREA NEAR MOATSHENI CLINIC	15	109.715	16.4572	126.1722
638. Dr Nkosazana Zuma Municipality	9586197858	MNGUNI HLEUNGANI	AMAKHUZE UNDERBERG KZN	15	109.715	16.4572	126.1722
639. Dr Nkosazana Zuma Municipality	9600487966	NGCEBELE MANELISI NELSON	AMAKHUZE UNDERBERG KZN	15	109.715	16.4572	126.1722
640. Dr Nkosazana Zuma Municipality	9606851274	NZIMANDE LINDIWE PRECIOUS	AMAKHUZA UNDERBERG KZN	15	109.715	16.4572	126.1722
641. Dr Nkosazana Zuma Municipality	9607144355	MBATHA SLINDILE	QULASHE UNDERBURG KZN	15	109.715	16.4572	126.1722
642. Dr Nkosazana Zuma Municipality	9607287782	DLAMINI MWUMELENI	Traditional	15	109.715	16.4572	126.1722
643. Dr Nkosazana Zuma Municipality	9607561247	SITHOLE MAUREN JAULILE	MOATSHENI UNDERBERG KZN	15	109.715	16.4572	126.1722
644. Dr Nkosazana Zuma Municipality	9628251732	MAPHANGA JABU	XOSHEYAKHE ENKELEBANTWANA PMB KZN	15	109.715	16.4572	126.1722
645. Dr Nkosazana Zuma Municipality	9638183417	MKHIZE MARGARET	MAHWAQA UNDERBURG KZN	15	109.715	16.4572	126.1722
646. Dr Nkosazana Zuma Municipality	9664366213	MTOLO THEMBISILE ELIZABETH	AMAKHUZA UNDERBURG KZN	15	109.715	16.4572	126.1722
647. Dr Nkosazana Zuma Municipality	9682724795	ZULU CURIL	HLANGANANI S1 IKOPO KZN	15	109.715	16.4572	126.1722
648. Dr Nkosazana Zuma Municipality	9690766303	DLAMINI MELTA BALUNGILE	AMAKHUZA UNDERBURG KZN	15	109.715	16.4572	126.1722
649. Dr Nkosazana Zuma Municipality	9704754877	MNGUNI PHUMIULE	AMAKHUZA UNDERBURG KZN	15	109.715	16.4572	126.1722
650. Dr Nkosazana Zuma Municipality	9705595303	LUSWAZI NKOSIBONILE	HIMILVILLE AREA NEAR POST OFFICE	15	109.715	16.4572	126.1722
651. Dr Nkosazana Zuma Municipality	9708353716	MAMPELE NTOMBEKHAYA MARIET	AMAKHUZA UNDERBURG KZN	15	109.715	16.4572	126.1722
652. Dr Nkosazana Zuma Municipality	9714161396	HLOPHE JONGOSI	SOKHELA S1 IKOPO KZN OU	15	109.715	16.4572	126.1722
653. Dr Nkosazana Zuma Municipality	97136941562	NDABA QURKHU VITALIS	AMAKHUZA UNDERBURG KZN	15	109.715	16.4572	126.1722
654. Dr Nkosazana Zuma Municipality	9713338336	MABI HLAZILE HILDA	SUN CITY BULWER PMB KZN	15	109.715	16.4572	126.1722
655. Dr Nkosazana Zuma Municipality	9724473231	MOTKOUNG CALTON MFANYANA	MOATSHENI UNDERBURG KZN	15	109.715	16.4572	126.1722
656. Dr Nkosazana Zuma Municipality	9754605464	PHUNGULA NKOSAZANA	AMAKHUZA UNDERBURG KZN	15	109.715	16.4572	126.1722
657. Dr Nkosazana Zuma Municipality	9754928639	SOSIBO BUSELAPHI FLORENCE	AMAKHUZA UNDERBURG KZN	15	109.715	16.4572	126.1722
658. Dr Nkosazana Zuma Municipality	9762165989	MAKHANYA PHUMUKANI ANGELICUS	MOATSHENI UNDERBURG KZN	15	109.715	16.4572	126.1722
659. Dr Nkosazana Zuma Municipality	9764812785	BENGU BUSELAPHI AGNES	AMAKHUZA UNDERBURG KZN	15	109.715	16.4572	126.1722
660. Dr Nkosazana Zuma Municipality	9768619336	MNDALI BUKISILE	AMAKHUZA UNDERBURG KZN	15	109.715	16.4572	126.1722
661. Dr Nkosazana Zuma Municipality	9769989761	DUMA JOSEPH	MOATSHENI UNDERBURG KZN	15	109.715	16.4572	126.1722
662. Dr Nkosazana Zuma Municipality	9788048820	DLAMINI MHLAKAZA PATRICK	AMAKHUZE UNDERBURG KZN	15	109.715	16.4572	126.1722
663. Dr Nkosazana Zuma Municipality	9792158729	MNGUNI BANICAMILE OCTAVIA	AMAKHUZE UNDERBURG KZN	15	109.715	16.4572	126.1722
664. Dr Nkosazana Zuma Municipality	9794956064	LANGA LETHANI BAKHOMBISE	AMAKHUZA UNDERBURG KZN	15	109.715	16.4572	126.1722
665. Dr Nkosazana Zuma Municipality	9801121495	DLAMINI SHENLAINHLA	NOMANDLOVU DONNYBROOK IKOPO KZN	15	109.715	16.4572	126.1722
666. Dr Nkosazana Zuma Municipality	9816202741	MJWAKHA THOKO ADELINE	AMAKHUZA UNDERBURG KZN	15	109.715	16.4572	126.1722
667. Dr Nkosazana Zuma Municipality	9831241588	MNGUNI THOBILE PRINCESS	AMAKHUZE UNDERBURG KZN	15	109.715	16.4572	126.1722
668. Dr Nkosazana Zuma Municipality	9831960635	MNGUNI MTALELWA PATRICK	AMAKHUZE UNDERBURG KZN	15	109.715	16.4572	126.1722
669. Dr Nkosazana Zuma Municipality	9833874162	JEI FARAI	DAVISABULWERKZN	15	109.715	16.4572	126.1722
670. Dr Nkosazana Zuma Municipality	9848241889	MDLADLA BAJAHENI	NOMANDLOVU DONNYBROOK IKOPO KZN	15	109.715	16.4572	126.1722
671. Dr Nkosazana Zuma Municipality	9848478875	MJWAKHA SANAH	AMAKHUZA UNDERBURG KZN	15	109.715	16.4572	126.1722
672. Dr Nkosazana Zuma Municipality	9855520283	MNGUNI DEISANI	AMAKHUZE UNDERBURG KZN	15	109.715	16.4572	126.1722
673. Dr Nkosazana Zuma Municipality	9859360378	MEMELA NTOMBIF KHE	MOATSHENI UNDERBURG KZN	15	109.715	16.4572	126.1722
674. Dr Nkosazana Zuma Municipality	9869417866	MNGUNI THOMAS ZWENGANI	AMAKHUZE UNDERBURG KZN	15	109.715	16.4572	126.1722
675. Dr Nkosazana Zuma Municipality	9894571419	INDHLOVO REGINAH BOTSI	MOATSHENI UNDERBURG KZN	15	109.715	16.4572	126.1722
676. Dr Nkosazana Zuma Municipality	9904986757	NGCEMU GETRUDE	MOATSHENI UNDERBURG KZN	15	109.715	16.4572	126.1722
677. Dr Nkosazana Zuma Municipality	9913052772	JANNA MCPURCHENI MTHEMBI	AMAKHUZE UNDERBURG KZN	15	109.715	16.4572	126.1722
678. Dr Nkosazana Zuma Municipality	9913816557	MEMELA MUZIVANHE E DENNIS	AMAKHUZE UNDERBURG KZN	15	109.715	16.4572	126.1722
679. Dr Nkosazana Zuma Municipality	99257575105	VEZI ZANDILE CYNTHIA	NOMANDLOVU DONNYBROOK IKOPO KZN	15	109.715	16.4572	126.1722

680	Dr Nkosazana Zuma Municipality	9943761494	NZIMANDE THOMAS SYABONGA	AMAKHUZE UNDERBURG KZN	15	109.715	16.4572	126.1722
681	Dr Nkosazana Zuma Municipality	9956656529	CHANGWE SABANI	NOMHOJANA UNDERBERG KZN	15	109.715	16.4572	126.1722
682	Dr Nkosazana Zuma Municipality	99599843774	LINDENI THULISILE	NOMHOJANA UNDERBERG KZN	15	109.715	16.4572	126.1722
683	Dr Nkosazana Zuma Municipality	9966476316	NSINDANE QHAMUKILE	NOMHOJANA UNDERBERG KZN	15	109.715	16.4572	126.1722
684	Dr Nkosazana Zuma Municipality	9965354777	NZIMANDE GONONDO	NOMHOJANA UNDERBERG KZN	15	109.715	16.4572	126.1722
685	Dr Nkosazana Zuma Municipality	9968922508	DLAMINI LUNALE	BHIDIA BULWER KZN	15	109.715	16.4572	126.1722
686	Dr Nkosazana Zuma Municipality	9969184966	LUSWAZI NONHLANHLA JOYCE	Brick House	15	109.715	16.4572	126.1722
687	Dr Nkosazana Zuma Municipality	9976351662	DIANGISA NTOMBIFUTHI	KWAPITELA UNDERBURG KZN	15	109.715	16.4572	126.1722
688	Dr Nkosazana Zuma Municipality	9984023317	KHUBONE YEZUMUSA	TRADITIONAL HOUSE	15	109.715	16.4572	126.1722
689	Dr Nkosazana Zuma Municipality	9992441192	ZONDI THELENI	MAFOHLA	15	109.715	16.4572	126.1722
690	Dr Nkosazana Zuma Municipality	9993377496	MOLEFE	HOUSE	15	109.715	16.4572	126.1722

**EXPENDITURE MANAGEMENT REPORT FOR THE PERIOD OF JANUARY 2026****2026**

<b>AUTHOR</b>	:	Chief Financial Officer( MP)
Levels	:	1 <sup>st</sup> Level –MANCO
	:	2 <sup>ND</sup> Level- Committee
	:	3 <sup>RD</sup> Level-Exco
	:	4 <sup>th</sup> Level-Council

**2. PURPOSE**

To report to the committee on the payments made during the month of January 2026

**3. LEGAL REQUIREMENTS**

- MFMA Act NO .56 of 2003

**4. BACKGROUND AND REASONING**

The accounting officer of a municipality is responsible for the management of the expenditure of the municipality. The accounting officer must take all reasonable steps to ensure that the municipality has and maintains an effective system of expenditure control, including procedures for approval, authorisation, withdrawal and payments of funds

The accounting officer must also make sure that the municipality has and maintains a system of internal control in respect of creditors and payments, that payments by the municipality are made directly to the person to whom it is due unless agreed otherwise for reasons as may be prescribed, and that all money owing by the municipality be paid within 30 days of receiving the relevant invoice or statement, unless prescribed otherwise for certain categories of expenditure.

**5. FINANCIAL IMPLICATIONS**

No financial implications

**6. STAFF IMPLICATIONS**

No staff implications

**7. Annexures**

- Payment listing DR Nkosazana Dlamini Zuma Municipality
- Top ten creditors
- Free basic electricity



**8. RECOMMENDATIONS**

That this report noted by the committee

DR NKOSAZANA DLAMINI ZUMA LOCAL MUNICIPALITY						
LIST OF PAYMENTS MADE IN THE MONTH OF JANUARY 2026						
NO	SUPPLIER NAME	DESCRIPTION	AMOUNT	DATE OF PAYMENT INVOICE DATE	COMPLIANCE DATE	COMPLIANCE COMMENTS
1	Mantix IT Solution (Pty) Ltd	Provision of emails, website, security and technical support for a period of 3 years, 69 server maintenance and support and 42 support on network equipment; December invoice.	140.415.00	12/22/2025	1/9/2026	Yes
2	Auditor General South Africa	External audit fees for Nicole Meas, Nosible Shoba, Kekeleiso Molefe, Simo Mungwase, Ravindra Luchman, Manetsi Njisane and Mzayirani Buhelazi; December invoice.	136.404.55	17/2/2026	1/12/2026	Yes
3	Isibuko Development Planners CC	Finalisation & Approval and project closeout, phase 6 and 7	49.749.00	12/19/2025	1/12/2026	Yes
4	Dlamini VE	Travel from Hilton to council chamber KMS; Toyota Fortuner 2800 Diesel and travel time and Travel to Hilton from council chamber KMS; Toyota Fortuner 2800 Diesel and travel time.	7.812.50	12/18/2025	1/12/2026	Yes
5	Sibira Vumani CA (SA)	Audit and Performance Committee Apac Meeting, preparation time and Sitting Allowance for March and June 2025	27.193.75	12/18/2025	1/12/2026	Yes
6	Minguni, Siyanda	Casual workers who prepared for Kimon Horse Racing (Preparation of infrastructure, Preparation & marking of the racing track, construction of kraak, securing 4 loading and off-loading ramps) for the Harry Gwala Summer Cup at Dazini (ward 5) on the 22 November 2025 @185 per person per day.	4.070.00	1/9/2026	1/12/2026	Yes
7	Ashley Gonzales Registered Professional Accountant (SA) and Certified Internal Auditor (SA)	Virtual meeting with the AGSA and Management to Discuss the draft Management report and Audit report 28 November 2025	1.490.00	12/18/2025	1/12/2026	Yes
8	KwaZulu Natal Transport	Licensing and registration of 16 Municipal Vehicles-January 2025	79.596.00	17/2/2026	1/12/2026	Yes
9	Mr Mark A Robertson	Refund on account 30058745	1.976.72	1/9/2026	1/13/2026	Yes
10	Ms Kezibe Rossouw	Refund on account 30063677	1.584.73	1/9/2026	1/13/2026	Yes
11	Eskom Hineville Post Office	Eskom December Invoices	13.694.23	1/12/2026	1/13/2026	Yes
12	Cab Holdings (Pty) Ltd	Postage to mailing services actual postage November 2025 statement.	31.751.99	1/9/2026	1/14/2026	Yes
13	Harry Gwala District Municipality	Ndz water, December invoices	40.319.36	1/9/2026	1/14/2026	Yes
14	Balithaupt Executive Travel CC	Accommodation for 10 Ndz Officials who attended SALGA Games at Uringundlovu District on the 04th 08 December 2025 and accommodation for Milbeni S and Nisiza B	83.520.00	12/15/2025	1/14/2026	Yes
15	Today's Hope Trading & Projects	Requested morning tea and lunch for 65 people for the code of ethical leadership, anti fraud and corruption workshop held on the 03.12.25 at 09:00 at Bulwer CSS	18.100.00	12/22/2025	1/15/2026	Yes
16	Real Travel	Accommodation for Mr Mngadi SV, Ms Mchunu K, Mr Mungwa P, Ms Holiwe N and Conference for 7 Ndz Officials.	28.030.00	17/2/2026	1/15/2026	Yes
17	Mhlonzo Security (Pty) Ltd	Provision of Security Services for a period of 3 years-January invoice.	2.140.534.81	1/13/2026	1/15/2026	Yes
18	The Perks Family Trust	Rent and Levy for February 2026	7.905.20	1/13/2026	1/15/2026	Yes
19	Sawuti Trading & Projects	Request for 7 National Road Traffic Act 93/96/CTN DLTC delivery and handling latest issue 9 and 1 amendment issue number 69	16.000.00	1/13/2026	1/16/2026	Yes
20	SL Debt Recovery (Pty) Ltd	Debt recovery services for December 2025 R19 142.37 @12% commission.	2.641.64	1/8/2026	1/19/2026	Yes
21	IMA XABA	Tyre repairs of 8 Municipal Vehicles- January invoices	1.230.00	1/13/2026	1/19/2026	Yes
22	Shemuntu & Sons (Pty) Ltd	Requested service provider to drain 3 septic tank Creighton Public toilets, 3 septic tank at Creighton Com. Hall & Library, 2 septic tank at Creighton staff parkhome, 2 septic tank at Creighton Licensing, 2 septic tank at Centocow taxi rank.	36.432.00	1/12/2026	1/19/2026	Yes
23	Fleetside Trading	Requested petrol for brushcutters-Bulwer Centre and Donnybrook parking and open space.	3.960.00	1/13/2026	1/19/2026	Yes

24	ML Industries (Pty) Ltd	Review of the municipal spatial development framework for DR Nkosazana Dlamini Zuma Municipality, Phase 5-draft SDF & Implementation plan.	82,500.00	1/13/2026	1/19/2026	Yes
25	MHRB Trading & Projects (Pty) Ltd	Debt recovery services for December 2025 collected at 12% commission.	1,374.09	1/13/2026	1/19/2026	Yes
26	Fleetside Trading	Petrol (90L) for brushcutters used at Underberg parking, open space, Creighton Parking and Open space.	3,960.00	1/13/2026	1/19/2026	Yes
27	Real Travel	Requested accommodation for Mr S Mnyadu who transported PWBS Senior Manager who attended adjudication committee meeting in 08-10 December 2025 Dinner, bed, Breakfast and parking for physical challenged person.	3,990.00	1/12/2026	1/19/2026	Yes
28	Cost Effective Construction and Cleaning Services	Requested cleaning of reception couches 1x two seater couch 1x three seater couch and 5x single seater couches Requested for 45 A4 photo frames and 45 gift bags for the 45 Employee Wellness Programme held as follows :- Date: 12 December 2025 Venue: Creighton Hill	4,715.00	1/12/2026	1/19/2026	Yes
29	Nicza Construction and Projects	Time: 09:00-16:30 and lunch for the Council meeting (5 Hot platters, 4 cold platters, 40 canned drinks, 1 paper plates pack and 1 serviettes pack)	17,005.00	1/13/2026	1/19/2026	Yes
30	Fleetside Trading	Petrol (90L) for brushcutters used at Underberg Centre.	1,980.00	1/13/2026	1/19/2026	Yes
31	TM AND Z Trading	Requisition for 5 boxes of bananas and 5 boxes of apples for Fun Day at Ward 1 on the 16th of December, delivered at 10 am.	5,800.00	1/12/2026	1/19/2026	Yes
32	Impande Access Solutions	Requested lunch packs for 100 people for Disability games at Ikopo on the 13th Nov 2025-2 pieces of chicken 2 Rolls 1 soft drinks/ 100% juice bottled water x 100	10,700.00	1/12/2026	1/19/2026	Yes
33	Nograndavl (Pty) Ltd	Requested supply and delivery of 500ml bottled water to Creighton main office for a clean-up and environmental awareness campaign for 400 people	7,800.00	1/12/2026	1/20/2026	Yes
34	Sombizi Holdings	Requested service provider to advertise the following positions on one Isoleaze newspaper. Post for ICT manager	22,543.40	1/12/2026	1/20/2026	Yes
35	Risenathi Trading (Pty) Ltd	Requested for two A3 Laminator, laminated 80 up to 125 micron and 1.8L stainless steel electric kettles x 2 for for corporate Services Department	9,300.00	1/15/2026	1/20/2026	Yes
36	Fleetside Trading	(630Litres) Petrol for Brushcutters used at Donnybrook cemeteries, Himeville park and open space, Donnybrook centre, Himeville Centre, Himeville transfer station, Creighton cemeteries and Creighton centre.	13,860.00	1/13/2026	1/20/2026	Yes
37	Real Travel	Requested accommodation for Mr. T. Shebalela to attend the B&C meeting in Underberg.	3,990.00	1/12/2026	1/20/2026	Yes
38	Impande Access Solutions	Requested catering services and delivery (200 people ) for the Employees Assistance Programme that took place at Bulwer Hall 10 December 2025 and Requested the water, chocolate, milk for the athletes who attended the Sani Slagger Marathon 2025.	59,900.00	1/13/2026	1/20/2026	Yes
39	Eskom Bulwer CSC	Date: 8th of November 2025 Venue: Sani Pass Hotel Time: 06H00	27,135.83	1/22/2026	1/27/2026	Yes
40	Eskom Shopping Complex Opposite Sports Ground Hill	Eskom January Invoices	4,767.92	1/22/2026	1/27/2026	Yes
41	Eskom Streetlight Bulwer	Eskom January Invoices	5,789.23	1/22/2026	1/27/2026	Yes
42	Eskom Bulwer Art Centre	Eskom January Invoices	8,324.49	1/22/2026	1/27/2026	Yes
43	Eskom Underberg Kilmon Horse Racing	Eskom January Invoices	1,871.33	1/22/2026	1/27/2026	Yes
44	Eskom Underberg Taxi Rank	Eskom January Invoices	9,025.03	1/22/2026	1/27/2026	Yes
45	Eskom Public Toilets	Eskom January Invoices	458.82	1/22/2026	1/27/2026	Yes

46	Eskom Streetlights Bulwer	Eskom January Invoices	8,065.65	1/22/2026	1/27/2026	Yes
47	Eskom Disaster Centre	Eskom January Invoices	14,580.71	1/22/2026	1/27/2026	Yes
48	Eskom Himeville Travel Agency	Eskom January Invoices	6,598.02	1/22/2026	1/27/2026	Yes
49	Eskom Himeville Pound	Eskom January Invoices	1,335.16	1/22/2026	1/27/2026	Yes
50	Eskom Himeville Post Office	Eskom January Invoices	23,090.21	1/22/2026	1/27/2026	Yes
51	Eskom Animal Pound	Eskom January Invoices	6,781.11	1/22/2026	1/27/2026	Yes
52	Eskom Streetlights Creighton	Eskom January Invoices	5,427.93	1/22/2026	1/27/2026	Yes
53	Eskom Free Basic Electricity	Eskom January Invoices	93,016.72	1/14/2026	1/27/2026	Yes
54	Eskom Creighton Capital Building	Eskom January Invoices	40,251.63	1/14/2026	1/27/2026	Yes
55	Eskom Creighton Rural Dumpsite	Eskom January Invoices	3,379.34	1/14/2026	1/27/2026	Yes
56	Eskom Health Committee Office	Eskom January Invoices	19,078.76	1/14/2026	1/27/2026	Yes
57	Eskom Offices Near Animal Pound	Eskom January Invoices	8,982.00	1/14/2026	1/27/2026	Yes
58	Eskom Creighton Agricultural Hall	Eskom January Invoices	11,669.88	1/14/2026	1/27/2026	Yes
59	Eskom Creighton Local Authority	Eskom January Invoices	14,062.95	1/14/2026	1/27/2026	Yes
60	Eskom Old Post Office	Eskom January Invoices	2,025.47	1/14/2026	1/27/2026	Yes
61	Eskom Bulwer Taxi Rank	Eskom January Invoices	6,000.76	1/22/2026	1/27/2026	Yes
62	Eskom Himeville Streetlights	Eskom January Invoices	10,458.61	1/22/2026	1/27/2026	Yes
63	Eskom Underberg 174 Streetlights	Eskom January Invoices	11,935.70	1/22/2026	1/27/2026	Yes
64	Eskom Bulwer Library and Hall	Eskom January Invoices	22,748.01	1/22/2026	1/27/2026	Yes
65	Eskom Bulwer and Pholela Streetlights	Eskom January Invoices	4,118.09	1/22/2026	1/27/2026	Yes
66	Mobile Telephone Network (Pty) Ltd	Provision of internet services for a period of 3 years-December invoice.	77,613.18	1/19/2026	1/28/2026	Yes
67	Public Service and Administration-National School of Government	Demand management (US 377910) Venue management training stream, 20 members.	132,360.00	1/13/2026	1/28/2026	Yes
68	Xatba M.A	Tyre repair of 3 Municipal Vehicles-January 2025	590.00	1/27/2026	1/28/2026	Yes
69	Sombizi Holdings	Requested advert for Municipal Planning Tribunal, advertising page (15cm x2 cm).	8,349.00	1/21/2026	1/28/2026	Yes
70	Sibiya Vumani CA (SA)	Audit and performance committee, induction of new audit and performance committee members, preparation time, siting allowance and travel time.	10,306.00	1/27/2026	1/28/2026	Yes
71	University of The Witwatersrand, Johannesburg	Tuition fees for Sikhosana Mlungisi who is doing Bachelor of Accounting Science, sponsored by Ndz Municipality doing third year. Student number is 2626543.	19,828.41	1/20/2026	1/28/2026	Yes
72	Xitec KZN (Pty) Ltd	Supply and maintenance of printing/photocopying machines for a period of 3 years-December 2025	46,319.00	1/19/2026	1/28/2026	Yes
73	Amanawabane Trading Enterprise	2 boxes of apples, 2 boxes of pears and 2 boxes of pears delivered at Creighton main office for Operation Mbo at Sinegugu Primary School on the 14 October 2025	5,200.00	1/21/2026	1/28/2026	Yes
74	Amandaba Funeral Services	Requested funeral support of Msomi Nomvelo in ward 09 under Cllr B khathi and Majozi Nhlantla Sanele from ward 07 under Cllr SS Phoswa	4,000.00	1/21/2026	1/28/2026	Yes
75	Bathuani Executive Travel CC	Accommodation for Dlamini Z. Ndleu L. Mayor Msomi PS, Zondi S. And Nzmande B	13,374.00	1/12/2026	1/28/2026	Yes
76	Mhlebane Trading (Pty) Ltd	Requested catering for the bid documentation training for local emerging enterprises. The training took place as follows: Date: Tuesday, 09 December 2025 Venue: Bulwer Hall Time: 10h00 Menu: 1. Rice and steam bread 2. Beef curry and roasted chicken 3. 2 salads and vegetables 4. 100% Fruit Juice	9,800.00	1/21/2026	1/28/2026	Yes
77	Earlyworks 266 (Pty) Ltd	Provision of telephones for a period of 3 years-January invoices	49,642.00	1/19/2026	1/28/2026	Yes


78	Amaphemba Trading Enterprise	Requested the procurement of decoration services for the Employee Assistance Programme, Décor for 100 Guests with draping for stage only and photo booth and delivery. 11 December 2025 at Bulwer Hall.	20,500.00	1/13/2026	1/28/2026	Yes
79	Big D'S Trading & Sound	Requested one sound system for the coverage of the Employee Wellness Programme, 11 December 2025 at Bulwer Hall.	3,000.00	1/13/2026	1/28/2026	Yes
80	Ethile Trading and Suppliers	Request for 100 Grade 6- grade 12 dictionaries, South African Secondary dictionary, Paperback with 760 -800. Dimensions of approximately 21x14.8x1.5cm Designed for South Africans students, include clear definitions, pronunciation guides and content relevant to SA curriculum and transport costs.	29,000.00	1/23/2026	1/28/2026	Yes
81	Amajulu Trading and Enterprise (Pty) Ltd	Requested Lunch packs, drinks and bottled water for Back to school campaigns in January 2026, for 2 teams and for 200 people.	30,000.00	1/23/2026	1/28/2026	Yes
82	Bog Mess Appraisals (Pty) Ltd	Updating of valuation roll January 2026 7.4 updating of valuation roll GIS cadastral layer-January, 2026	6,024.95	1/21/2026	1/28/2026	Yes
83	Msomi P.S	Mayor travelled to Durban to attend NMA'S on the 26/11/2025 and she used hired car and paid for fuel and tollgates.	500.00	1/28/2026	1/28/2026	Yes
84	Methutha Trading Enterprise (Pty) Ltd	Procurement of parkhome for fire fighters at Underberg fire station-Comm-811/2526	120,750.00	1/23/2026	1/28/2026	Yes
85	Bathupa Executive Travel CC	Car hire for Mr Vazi NC who attended ILGM conference in Mopale Ciba-Gauteng on the 12-14 November, 2025	1,897.95	1/12/2026	1/28/2026	Yes
86	Key Bullet Trading (Pty) Ltd	Supply and Delivery of two Pieces Chicken Deep Fried or Grilled, Bread roll and soft drink for 20 people who attended certificates awarding ceremony at Bulwer Library on the 20th January, 2026	2,400.00	1/27/2026	1/29/2026	Yes
87	Conan Construction CC	Hire of excavator to work in Creighton Dumosite Certificate 1 (Preparation of infrastructure, Preparation & marking of the racing track, construction of kraal, securing 4 loading and offloading ramps) for the Harry Gwala Summer Cup at Dazini (ward 5) on the 22 November 2025 @185 per person per day. This payment is for 4 days.	112,383.75	1/12/2026	1/29/2026	Yes
88	Jama Thandwe	Phosane Community Hall Certificate 6	740.00	1/28/2026	1/29/2026	Yes
89	Ba Mazongolo Construction		577,925.60	1/22/2026	1/29/2026	Yes
90	Majiki Construction and Plant Hire	Construction of Jackson Street Caseaway Certificate 1 ward 10	497,076.00	1/22/2026	1/29/2026	Yes
Total Amount			5,274,328.07			
Prepared By: JNR Dlangeni			Reviewed by: MP Mtshinga			
Signature: 			Signature: 			



DR NKOSAZANA DLAMINI ZUMA LOCAL MUNICIPALITY  
REPORT FOR CREDITORS PAID WITHIN 30 DAYS IN JANUARY 2026

Number of Payments	COMPLIED	NOT COMPLIED	PERCENTAGE
90	90		100%

Prepared :NR Dlamini  
Signature: 

Reviewed by: MP Mtungwa  
Signature: 

NO:	MUNICIPALITY	SA ID	NAME	ADDRESS2	VAT	RAI	CLAIMEC	CLAIMEC	CLAIM T	LEVY_R/	LEVY_A	LEVY_VA
1	Dr Nkosazana Zuma Municipality	5012143415	MBANJWA ZIBALELE	AMAKUZA UNDERBURG KZN	15	109.715	16.4572	126.172	0	0	0	0
2	Dr Nkosazana Zuma Municipality	5077117859	MGOZA LULU LILIAN	KWATHUNZI NKOTHWENI UNDERBERG KZN	15	109.715	16.4572	126.172	0	0	0	0
3	Dr Nkosazana Zuma Municipality	5088942418	STHOLE NOMUSA	SOKHELA S1 IXOPO KZN OU	15	109.715	16.4572	126.172	0	0	0	0
4	Dr Nkosazana Zuma Municipality	5114138635	ZUMA AGNES	SOKHELA S1 IXOPO KZN OU	15	109.715	16.4572	126.172	0	0	0	0
5	Dr Nkosazana Zuma Municipality	5114923117	DLAMINI LUNGISANI MLUNGISI	AMAKUZA UNDERBURG KZN	15	109.715	16.4572	126.172	0	0	0	0
6	Dr Nkosazana Zuma Municipality	5115198340	PHUNGULA ANNACLETA BUSISWE	AMAKUZA UNDERBURG KZN	15	109.715	16.4572	126.172	0	0	0	0
7	Dr Nkosazana Zuma Municipality	5128347431	DLAMINI NOMPUMELELO	AMAKUZA UNDERBURG KZN	15	109.715	16.4572	126.172	0	0	0	0
8	Dr Nkosazana Zuma Municipality	5134235281	MADIBA BONAKELE	SOKHELA S1 IXOPO KZN OU	15	109.715	16.4572	126.172	0	0	0	0
9	Dr Nkosazana Zuma Municipality	5151069818	MOLEFE MAVIS MAKATSHENG	STEPMORE UNDERBERG KZN	15	109.715	16.4572	126.172	0	0	0	0
10	Dr Nkosazana Zuma Municipality	5153872731	NTULI SBONGILE MARY JANE	MQATSHENI S1 UNDERBERG KZN	15	109.715	16.4572	126.172	0	0	0	0
11	Dr Nkosazana Zuma Municipality	5184764778	DUMA ESTHER BALISWA		15	109.715	16.4572	126.172	0	0	0	0
12	Dr Nkosazana Zuma Municipality	5168050159	PHOSWA ZAMAGUGU	EHLABENI BULWER KZN	15	109.715	16.4572	126.172	0	0	0	0
13	Dr Nkosazana Zuma Municipality	5188830520	JILI BHEKOKWAKHE	SOKHELA S1 IXOPO KZN OU EMAKHUZENI AREA NEAR MASHAYILANGA SCHOOL	15	109.715	16.4572	126.172	0	0	0	0
14	Dr Nkosazana Zuma Municipality	5196723286	CHAGWE NONHLANHLA	AMAKUZA UNDERBURG KZN	15	109.715	16.4572	126.172	0	0	0	0
15	Dr Nkosazana Zuma Municipality	5203938206	SOSBO ZIBANGILE	AMAKUZA UNDERBURG KZN	15	109.715	16.4572	126.172	0	0	0	0
16	Dr Nkosazana Zuma Municipality	5204212809	SHOBA MFANO	XOSHE YAKHE ENKELEBANTWANA PMB KZN	15	109.715	16.4572	126.172	0	0	0	0
17	Dr Nkosazana Zuma Municipality	5208804195	DLAMINI BONISWE ERONICA	XOSHE YAKHE ENKELEBANTWANA PMB KZN	15	109.715	16.4572	126.172	0	0	0	0
18	Dr Nkosazana Zuma Municipality	5221376500	SHEZI SIPHO CORNELIUS	AMAKUZA UNDERBURG KZN	15	109.715	16.4572	126.172	0	0	0	0
19	Dr Nkosazana Zuma Municipality	5234318557	PHUNGULA THEMBISILE SIBUNTULU	AMAKUZA UNDERBURG KZN	15	109.715	16.4572	126.172	0	0	0	0
20	Dr Nkosazana Zuma Municipality	5234318557	PHUNGULA THEMBISILE SIBUNTULU	AMAKUZA UNDERBURG KZN	15	109.715	16.4572	126.172	0	0	0	0
21	Dr Nkosazana Zuma Municipality	5247957885	PAKISI THAMDIWE ANTONIA	HLANGANANI S1 IXOPO KZN OU	15	109.715	16.4572	126.172	0	0	0	0
22	Dr Nkosazana Zuma Municipality	5250379300	MNGUNI MAKHOSANKE	AMAKUZA UNDERBURG KZN	15	109.715	16.4572	126.172	0	0	0	0
23	Dr Nkosazana Zuma Municipality	5281398510	DUMA ZIPHATHELE	AMAKUZA UNDERBURG KZN	15	109.715	16.4572	126.172	0	0	0	0
24	Dr Nkosazana Zuma Municipality	5288089597	MTHEMBU BAJABULILE GLADYS		15	109.715	16.4572	126.172	0	0	0	0
25	Dr Nkosazana Zuma Municipality	5287739909	TSHAPHA HONEY SELLY	AMAKUZA UNDERBURG KZN	15	109.715	16.4572	126.172	0	0	0	0
26	Dr Nkosazana Zuma Municipality	5289104401	SIBETHA JALISILE DORIS	AMAKUZA UNDERBURG KZN	15	109.715	16.4572	126.172	0	0	0	0
27	Dr Nkosazana Zuma Municipality	5291605099	SITHOLE THOLAKELE THEODORA		15	109.715	16.4572	126.172	0	0	0	0
28	Dr Nkosazana Zuma Municipality	5310795208	GAMBU ANNATORIA	JUNCTION ELECTRIFICATION S1 SOKHELA UNDERBERG KZN OU	15	109.715	16.4572	126.172	0	0	0	0
29	Dr Nkosazana Zuma Municipality	5316522234	DLAMINI DUDUZILE	JUNCTION ELECTRIFICATION S1 SOKHELA UNDERBERG KZN OU	15	109.715	16.4572	126.172	0	0	0	0
30	Dr Nkosazana Zuma Municipality	5333874720	MDLADLA BINONO	JUNCTION ELECTRIFICATION S1 SOKHELA UNDERBERG KZN OU	15	109.715	16.4572	126.172	0	0	0	0
31	Dr Nkosazana Zuma Municipality	5394801852	MNCWABE TOEKILE	STEPMORE	15	109.715	16.4572	126.172	0	0	0	0
32	Dr Nkosazana Zuma Municipality	5438986250	MEMELA ZITHEMBANI	JUNCTION ELECTRIFICATION S1 SOKHELA UNDERBERG KZN OU	15	109.715	16.4572	126.172	0	0	0	0
33	Dr Nkosazana Zuma Municipality	5446862817	NXELE PHILANI	NKUMBA	15	109.715	16.4572	126.172	0	0	0	0
34	Dr Nkosazana Zuma Municipality	5447424007	NDOLOVU NTSEPISENG	STEPMORE	15	109.715	16.4572	126.172	0	0	0	0
35	Dr Nkosazana Zuma Municipality	5459787185	SABELA THENJIWE	KILMUN S1 UNDERBERG KZN OU	15	109.715	16.4572	126.172	0	0	0	0
36	Dr Nkosazana Zuma Municipality	5484581589	KUNENE LINGANI MILDRED	HLANGANANI	15	109.715	16.4572	126.172	0	0	0	0
37	Dr Nkosazana Zuma Municipality	5487290857	JAMA NOKULUNGA	DR NKOSAZANA DLAMINI ZUMA MUNICIPALITY WARD4	15	109.715	16.4572	126.172	0	0	0	0
38	Dr Nkosazana Zuma Municipality	5495250303	SOSISO NOMAGGINO	DR NKOSAZANA DLAMINI ZUMA MUNICIPALITY WARD4	15	109.715	16.4572	126.172	0	0	0	0
39	Dr Nkosazana Zuma Municipality	5506944350	DLAMINI KHOKHLEWANGEZAKHE	ENKELABANTWANA	15	109.715	16.4572	126.172	0	0	0	0
40	Dr Nkosazana Zuma Municipality	5518789261	MLOOI THEMBIKOSI	ENKELABANTWANA	15	109.715	16.4572	126.172	0	0	0	0
41	Dr Nkosazana Zuma Municipality	5522958064	DLAMINI NOMAZULU	Brick House	15	109.715	16.4572	126.172	0	0	0	0
42	Dr Nkosazana Zuma Municipality	5540523501	MBANJWA ZISHU	Brick House	15	109.715	16.4572	126.172	0	0	0	0
43	Dr Nkosazana Zuma Municipality	5570292026	DLAMINI ANAASTASIA	STOFFELTON IMPENDLE KZN	15	109.715	16.4572	126.172	0	0	0	0
44	Dr Nkosazana Zuma Municipality	5591686076	KHUBONI SUKANI WILBROAD	HLANGANANI S1 IXOPO KZN OU	15	109.715	16.4572	126.172	0	0	0	0
45	Dr Nkosazana Zuma Municipality	5592708906	MTOLQ MBANANI	HLANGANANI S1 IXOPO KZN OU	15	109.715	16.4572	126.172	0	0	0	0
46	Dr Nkosazana Zuma Municipality	5594320044	MBANJWA DUMILE ALVINA	HLANGANANI S1 IXOPO KZN OU	15	109.715	16.4572	126.172	0	0	0	0
47	Dr Nkosazana Zuma Municipality	5594500743	DLAMINI MFUNDISI KAIZER	HLANGANANI S1 IXOPO KZN OU	15	109.715	16.4572	126.172	0	0	0	0
48	Dr Nkosazana Zuma Municipality	5594935784	LANGA LUNGELANI	HLANGANANI S1 IXOPO KZN OU	15	109.715	16.4572	126.172	0	0	0	0
49	Dr Nkosazana Zuma Municipality	5595597445	SHEZI ROBERT	HLANGANANI S1 IXOPO KZN OU	15	109.715	16.4572	126.172	0	0	0	0
50	Dr Nkosazana Zuma Municipality	5595830295	LANGA CYNTHIA	HLANGANANI S1 IXOPO KZN OU	15	109.715	16.4572	126.172	0	0	0	0
51	Dr Nkosazana Zuma Municipality	5596194077	LANGA THANDIWE ALBERTINA	HLANGANANI S1 IXOPO KZN OU	15	109.715	16.4572	126.172	0	0	0	0
52	Dr Nkosazana Zuma Municipality	5597538792	MBANJWA CATHERINA	HLANGANANI S1 IXOPO KZN OU	15	109.715	16.4572	126.172	0	0	0	0
53	Dr Nkosazana Zuma Municipality	5600191899	MBANJWA BHULABHULA	HLANGANANI S1 IXOPO KZN OU	15	109.715	16.4572	126.172	0	0	0	0
54	Dr Nkosazana Zuma Municipality	5615488349	MVA BUSISWE	MQATSHENI UNDERBURG KZN	15	109.715	16.4572	126.172	0	0	0	0
55	Dr Nkosazana Zuma Municipality	5629963203	MADIYA NOKWANDA RITTA		15	109.715	16.4572	126.172	0	0	0	0
56	Dr Nkosazana Zuma Municipality	5646897785	DLAMINI G	NKUMBA	15	109.715	16.4572	126.172	0	0	0	0
57	Dr Nkosazana Zuma Municipality	5680918498	XOLO PHINDILE MAUREEN	AMAKUZA S1 UNDERBERG KZN	15	109.715	16.4572	126.172	0	0	0	0
58	Dr Nkosazana Zuma Municipality	5704310857	MOLEFE MAKHESHE TRYIZA	MQATSHENI UNDERBURG KZN	15	109.715	16.4572	126.172	0	0	0	0
59	Dr Nkosazana Zuma Municipality	5729574252	DLAMINI T	HOUSE	15	109.715	16.4572	126.172	0	0	0	0
60	Dr Nkosazana Zuma Municipality	5738628008	BEKWA NOMAHELA	TRADITIONAL HOUSE	15	109.715	16.4572	126.172	0	0	0	0
61	Dr Nkosazana Zuma Municipality	5755213815	DLADLA MHLABUNZIMA	TRADITIONAL HOUSE	15	109.715	16.4572	126.172	0	0	0	0
62	Dr Nkosazana Zuma Municipality	5778884045	BELE THEMBILE MAUREEN	NKELABANTWANA BULWER KZN	15	109.715	16.4572	126.172	0	0	0	0
63	Dr Nkosazana Zuma Municipality	5830472725	DLAMINI SKHUMBUZO	MQATSHENI UNDERBURG KZN	15	109.715	16.4572	126.172	0	0	0	0
64	Dr Nkosazana Zuma Municipality	5837595317	SIKHAKHANE MBONGISENI	TRADITIONAL HOUSE	15	109.715	16.4572	126.172	0	0	0	0
65	Dr Nkosazana Zuma Municipality	5849119899	MKHIZE MBUTU	MQATSHENI UNDERBURG KZN	15	109.715	16.4572	126.172	0	0	0	0
66	Dr Nkosazana Zuma Municipality	5860188992	DLAMINI NOMZAMO	BULWER UNDERBURG PMB KZN	15	109.715	16.4572	126.172	0	0	0	0
67	Dr Nkosazana Zuma Municipality	5878530423	GOALEKA DAVID	DONNYBROOK UNDERBURG KZN	15	109.715	16.4572	126.172	0	0	0	0
68	Dr Nkosazana Zuma Municipality	5883600948	MKHIZE THUTHURANI	MQATSHENI UNDERBURG KZN	15	109.715	16.4572	126.172	0	0	0	0
69	Dr Nkosazana Zuma Municipality	5888508855	ZONDI VUYISILE	MQATSHENI UNDERBURG KZN	15	109.715	16.4572	126.172	0	0	0	0
70	Dr Nkosazana Zuma Municipality	5919493147	NKOSI BONGINKOSI	BULWER UNDERBURG PMB KZN	15	109.715	16.4572	126.172	0	0	0	0
71	Dr Nkosazana Zuma Municipality	5926565186	ZONDI PHEWANA	MQATSHENI UNDERBURG KZN	15	109.715	16.4572	126.172	0	0	0	0
72	Dr Nkosazana Zuma Municipality	5936031605	DUMA MHAWUKELWA EDMUND	MQATSHENI UNDERBURG KZN	15	109.715	16.4572	126.172	0	0	0	0
73	Dr Nkosazana Zuma Municipality	5938510858	MVA LIZI	DONNYBROOK	15	109.715	16.4572	126.172	0	0	0	0
74	Dr Nkosazana Zuma Municipality	5951342836	MVA NOMUSA CONSTANCE	HLANGANANI S1 IXOPO KZN OU	15	109.715	16.4572	126.172	0	0	0	0
75	Dr Nkosazana Zuma Municipality	6018805705	JAMA BHOSIKI LEONARD	AMAKUZA UNDERBURG KZN	15	109.715	16.4572	126.172	0	0	0	0
76	Dr Nkosazana Zuma Municipality	6089362470	ZONDI MAVIS GOONDEKILE	AMAKUZA UNDERBURG KZN	15	109.715	16.4572	126.172	0	0	0	0
77	Dr Nkosazana Zuma Municipality	6074841737	ZONDI SYDNEY MHLengi	AMAKUZA UNDERBURG KZN	15	109.715	16.4572	126.172	0	0	0	0
78	Dr Nkosazana Zuma Municipality	6079039131	ZACA KHONZENI	EHLABENI BULWER KZN	15	109.715	16.4572	126.172	0	0	0	0
79	Dr Nkosazana Zuma Municipality	6132525185	SHEZI SIDUDLA EMERENCIJA	Traditional	15	109.715	16.4572	126.172	0	0	0	0
80	Dr Nkosazana Zuma Municipality	6142280895	MNGUNI LINDOKHULE PRINCE	AMAKUZA UNDERBURG KZN	15	109.715	16.4572	126.172	0	0	0	0
81	Dr Nkosazana Zuma Municipality	6149441748	MTAKA DUMAZILE ELIZABETH	NKWEZELA	15	109.715	16.4572	126.172	0	0	0	0
82	Dr Nkosazana Zuma Municipality	6151037112	SHEZI ANNASTASIA NCAMISILE	AMAKUZA UNDERBURG KZN	15	10						

213	Dr Nkzosazane Zuma Municipality	7074254081	MOFOKENG TESSA	MGWABABEBI ENKELEBANTWANA BULWER	15	109 715	16 4572	126 172	0	0	0
214	Dr Nkzosazane Zuma Municipality	7079160570	MINGUNI HLENGIWE PRINCESS	UNDERBERG KZN OU	15	109 715	16 4572	126 172	0	0	0
215	Dr Nkzosazane Zuma Municipality	7083492353	NGCOBO M	HLANGANANI 3 CREIGHTON IXOPO CNC KZN OU	15	109 715	16 4572	126 172	0	0	0
216	Dr Nkzosazane Zuma Municipality	7085187415	MBANJWA NOMBANO ANNAOLETA	HOUSE	15	109 715	16 4572	126 172	0	0	0
217	Dr Nkzosazane Zuma Municipality	7090905818	MBANJWA SIZENI ALEXIA	HLANGANANI 3 CREIGHTON IXOPO CNC KZN OU	15	109 715	16 4572	126 172	0	0	0
218	Dr Nkzosazane Zuma Municipality	7096299370	MBANJWA SPHUMILE	HLANGANANI 3 CREIGHTON IXOPO CNC KZN OU	15	109 715	16 4572	126 172	0	0	0
219	Dr Nkzosazane Zuma Municipality	7096436639	MBANJWA SUMUMILE	HLANGANANI 3 CREIGHTON IXOPO CNC KZN OU	15	109 715	16 4572	126 172	0	0	0
220	Dr Nkzosazane Zuma Municipality	7102497326	MBANJWA FUNOKWAKHE WELCOME	HLANGANANI 3 CREIGHTON IXOPO CNC KZN OU	15	109 715	16 4572	126 172	0	0	0
221	Dr Nkzosazane Zuma Municipality	7114450678	HLANGEPHI BONANI	HIMBEVILLE	15	109 715	16 4572	126 172	0	0	0
222	Dr Nkzosazane Zuma Municipality	7130338716	MBANJWA VEILLE ZIBONGILE	HLANGANANI 3 CREIGHTON IXOPO CNC KZN OU	15	109 715	16 4572	126 172	0	0	0
223	Dr Nkzosazane Zuma Municipality	7133179783	MBANJWA ZUMKILE	HLANGANANI 3 CREIGHTON IXOPO CNC KZN OU	15	109 715	16 4572	126 172	0	0	0
224	Dr Nkzosazane Zuma Municipality	7143385192	NDWALANE LANDIWE PROTASIA	HLANGANANI 3 CREIGHTON IXOPO CNC KZN OU	15	109 715	16 4572	126 172	0	0	0
225	Dr Nkzosazane Zuma Municipality	7146786806	ZUMA LANDIWE ANNATORIA	HLANGANANI 3 CREIGHTON IXOPO CNC KZN OU	15	109 715	16 4572	126 172	0	0	0
226	Dr Nkzosazane Zuma Municipality	7147339274	ZUMA PRESILLA	HOUSE AT KWAPITELA NEAR KWAPITELA SPORT GROUND	15	109 715	16 4572	126 172	0	0	0
227	Dr Nkzosazane Zuma Municipality	7186071400	NOHLALI DOLLY	HLANGANANI 3 CREIGHTON IXOPO CNC KZN OU	15	109 715	16 4572	126 172	0	0	0
228	Dr Nkzosazane Zuma Municipality	7174614824	NDWALANE PRISCA BONGEKILE	HLANGANANI 3 CREIGHTON IXOPO CNC KZN OU	15	109 715	16 4572	126 172	0	0	0
229	Dr Nkzosazane Zuma Municipality	7175281908	ZONDI HONCWANE	HLANGANANI 3 CREIGHTON IXOPO CNC KZN OU	15	109 715	16 4572	126 172	0	0	0
230	Dr Nkzosazane Zuma Municipality	7177042565	SHELEMBE BAKHETHILE	HLANGANANI 3 CREIGHTON IXOPO CNC KZN OU	15	109 715	16 4572	126 172	0	0	0
231	Dr Nkzosazane Zuma Municipality	7184686810	NGCOBO PHAMBUKILE	TRADITIONAL HOUSE	15	109 715	16 4572	126 172	0	0	0
232	Dr Nkzosazane Zuma Municipality	7187902936	SOWELA NOSIPHO A	HLANGANANI 3 CREIGHTON IXOPO CNC KZN OU	15	109 715	16 4572	126 172	0	0	0
233	Dr Nkzosazane Zuma Municipality	7200788709	SHOBA SINDISWA LETHIWE NOKUTHU	AMAKUZA UNDERBURG KZN	15	109 715	16 4572	126 172	0	0	0
234	Dr Nkzosazane Zuma Municipality	7205260333	SOSIBO HEMRIETTA SINDISWA	HLANGANANI 3 CREIGHTON IXOPO CNC KZN OU	15	109 715	16 4572	126 172	0	0	0
235	Dr Nkzosazane Zuma Municipality	7210124087	MOKUBUNA BUSISIWE NONORATTA	HLANGANANI 3 CREIGHTON IXOPO CNC KZN OU	15	109 715	16 4572	126 172	0	0	0
236	Dr Nkzosazane Zuma Municipality	7212892696	ZULU BHEKIMPI DANIEL	HLANGANANI 3 CREIGHTON IXOPO CNC KZN OU	15	109 715	16 4572	126 172	0	0	0
237	Dr Nkzosazane Zuma Municipality	7214824477	LANGA KHONZEPHI MARTHA	HLANGANANI 3 CREIGHTON IXOPO CNC KZN OU	15	109 715	16 4572	126 172	0	0	0
238	Dr Nkzosazane Zuma Municipality	7215419649	ZUMA PHATHEKILE PELAGRINA	HLANGANANI 3 CREIGHTON IXOPO CNC KZN OU	15	109 715	16 4572	126 172	0	0	0
239	Dr Nkzosazane Zuma Municipality	7218602616	DLAMINI THOKO MARIA	HLANGANANI 3 CREIGHTON IXOPO CNC KZN OU	15	109 715	16 4572	126 172	0	0	0
240	Dr Nkzosazane Zuma Municipality	7222193810	DLAMINI THOKAZANI ASRERIA	HLANGANANI 3 CREIGHTON IXOPO CNC KZN OU	15	109 715	16 4572	126 172	0	0	0
241	Dr Nkzosazane Zuma Municipality	7222324004	ZONDI PHUMZILE	BHATINI	15	109 715	16 4572	126 172	0	0	0
242	Dr Nkzosazane Zuma Municipality	7223306066	MKIZE KWENZEKILE	BHATINI	15	109 715	16 4572	126 172	0	0	0
243	Dr Nkzosazane Zuma Municipality	7222268524	SHEZI KHULUMILE PAULINA	BHATINI	15	109 715	16 4572	126 172	0	0	0
244	Dr Nkzosazane Zuma Municipality	7236709657	NENE VEZI	BHATINI	15	109 715	16 4572	126 172	0	0	0
245	Dr Nkzosazane Zuma Municipality	7242678414	MAZBUKO ZIKHETHILE SARAPHINA	SIZANENJANA KWABUTHO S1 UNDERBERG KZN OU	15	109 715	16 4572	126 172	0	0	0
246	Dr Nkzosazane Zuma Municipality	7241517001	JAMA THOLANI	BHATINI	15	109 715	16 4572	126 172	0	0	0
247	Dr Nkzosazane Zuma Municipality	7273945210	MAJILA SANELE	BHATINI	15	109 715	16 4572	126 172	0	0	0
248	Dr Nkzosazane Zuma Municipality	7272686070	JAMA QUILTY ANNASTASIA	BHATINI	15	109 715	16 4572	126 172	0	0	0
249	Dr Nkzosazane Zuma Municipality	7279556900	SHEZI SIYABONGA MZWANDILE	BHATINI	15	109 715	16 4572	126 172	0	0	0
250	Dr Nkzosazane Zuma Municipality	7281436206	DLAMINI BONGEKILE E	NSIMBINI	15	109 715	16 4572	126 172	0	0	0
251	Dr Nkzosazane Zuma Municipality	7283637463	MBANJWA NTOMBIZONKE PROFIDENCE	NSIMBINI	15	109 715	16 4572	126 172	0	0	0
252	Dr Nkzosazane Zuma Municipality	7283526948	MEMELA DUMISILE PROTASIA	NSIMBINI	15	109 715	16 4572	126 172	0	0	0
253	Dr Nkzosazane Zuma Municipality	7289972592	BASI NONHLANHLA SYLVIA	SIZANENJANA KWABUTHO S1 UNDERBERG KZN OU	15	109 715	16 4572	126 172	0	0	0
254	Dr Nkzosazane Zuma Municipality	7291682412	MADONDA KHOLISILE	HLANGANANI	15	109 715	16 4572	126 172	0	0	0
255	Dr Nkzosazane Zuma Municipality	7302621677	JILI BAZUKILE	SANDANEZWE RICHMOND KZN	15	109 715	16 4572	126 172	0	0	0
256	Dr Nkzosazane Zuma Municipality	7307117663	DLAMINI LINDANI	HLANGANANI	15	109 715	16 4572	126 172	0	0	0
257	Dr Nkzosazane Zuma Municipality	7333674486	MEMELA DUMISANE GEORGE	SANDANEZWE RICHMOND KZN	15	109 715	16 4572	126 172	0	0	0
258	Dr Nkzosazane Zuma Municipality	7336932121	DAWE NJUTO SYLVIA	Barck House	15	109 715	16 4572	126 172	0	0	0
259	Dr Nkzosazane Zuma Municipality	7345239828	MBANJWA LINDENI	SANDANEZWE RICHMOND KZN	15	109 715	16 4572	126 172	0	0	0
260	Dr Nkzosazane Zuma Municipality	7347623874	MNDAWENI FIKILEPHI ELIZABETH	SIZANENJANA KWABUTHO S1 UNDERBERG KZN OU	15	109 715	16 4572	126 172	0	0	0
261	Dr Nkzosazane Zuma Municipality	7365689031	DLUDLU MKHASHWA PHILLIP	SIZANENJANA KWABUTHO S1 UNDERBERG KZN OU	15	109 715	16 4572	126 172	0	0	0
262	Dr Nkzosazane Zuma Municipality	7369740550	MKHULISI NOMATHENBU PHILPA	SIZANENJANA KWABUTHO S1 UNDERBERG KZN OU	15	109 715	16 4572	126 172	0	0	0
263	Dr Nkzosazane Zuma Municipality	7382816103	NJULO MATHILI	TRADITIONAL HOUSE	15	109 715	16 4572	126 172	0	0	0
264	Dr Nkzosazane Zuma Municipality	7441274785	MAZBUKO SLINDILE WENDY	SIZANENJANA KWABUTHO S1 UNDERBERG KZN OU	15	109 715	16 4572	126 172	0	0	0
265	Dr Nkzosazane Zuma Municipality	7442231434	MADLALA HADI IRENE	HLANGANANI	15	109 715	16 4572	126 172	0	0	0
266	Dr Nkzosazane Zuma Municipality	7443914837	DUMA MANLENKOSI LINDA	HLANGANANI	15	109 715	16 4572	126 172	0	0	0
267	Dr Nkzosazane Zuma Municipality	7458059454	MAYA NTANTI	MHLANGENI UNDERBERG KZN	15	109 715	16 4572	126 172	0	0	0
268	Dr Nkzosazane Zuma Municipality	7478565223	MKHULISE NONYAMEZELO EVELYN	SIZANENJANA KWABUTHO S1 UNDERBERG KZN OU	15	109 715	16 4572	126 172	0	0	0
269	Dr Nkzosazane Zuma Municipality	7488290205	MTHEMBU SWELENI DUMAZILE	HLANGANANI 4 UNDERBERG KZN	15	109 715	16 4572	126 172	0	0	0
270	Dr Nkzosazane Zuma Municipality	7490702284	DAWE NOMATHEMBA REGINA	SANDANEZWE RICHMOND KZN	15	109 715	16 4572	126 172	0	0	0
271	Dr Nkzosazane Zuma Municipality	7490909668	XABA FUNANI	TARNS VALLEY CREIGHTON KZN	15	109 715	16 4572	126 172	0	0	0
272	Dr Nkzosazane Zuma Municipality	7519013613	NTSHIZA MOZOLENA	AMAKUZA UNDERBURG KZN	15	109 715	16 4572	126 172	0	0	0
273	Dr Nkzosazane Zuma Municipality	7528705480	MAY BUSISIWE BEAUTY	AMAKUZA UNDERBURG KZN	15	109 715	16 4572	126 172	0	0	0
274	Dr Nkzosazane Zuma Municipality	7536183744	SHOBA BALO BATHULISE	AMAKUZA UNDERBURG KZN	15	109 715	16 4572	126 172	0	0	0
275	Dr Nkzosazane Zuma Municipality	7551768778	VICTOR ZONDI	AMAKUZA S1 KZN OU	15	109 715	16 4572	126 172	0	0	0
276	Dr Nkzosazane Zuma Municipality	7570364041	DLAMINI CRESENTIA BUZANI	AMAKUZE UNDERBURG KZN	15	109 715	16 4572	126 172	0	0	0
277	Dr Nkzosazane Zuma Municipality	7584206976	SONDEZI ESTHER	AMAKUZE UNDERBURG KZN	15	109 715	16 4572	126 172	0	0	0
278	Dr Nkzosazane Zuma Municipality	7593356594	MAGUBANE FIKILE ROSEMARY	SANDANEZWE RICHMOND KZN	15	109 715	16 4572	126 172	0	0	0
279	Dr Nkzosazane Zuma Municipality	7599139624	DIDI MBONGENI QINSIKHAYE	HLANGANANI 4 UNDERBERG KZN	15	109 715	16 4572	126 172	0	0	0
280	Dr Nkzosazane Zuma Municipality	7600073109	DLAMINI PHOZA THOLAKELE	HLANGANANI 4 UNDERBERG KZN	15	109 715	16 4572	126 172	0	0	0
281	Dr Nkzosazane Zuma Municipality	7618735530	SMELANE MUZWEMALI	HLANGANANI 4 UNDERBERG KZN	15	109 715	16 4572	126 172	0	0	0
282	Dr Nkzosazane Zuma Municipality	7622694226	MUTHWA NOKUZOLA PRUDENCE	QULASHE UNDERBURG KZN	15	109 715	16 4572	126 172	0	0	0
283	Dr Nkzosazane Zuma Municipality	7622694228	MUTHWA NOKUZOLA PRUDENCE	QULASHE S1 UNDERBERG CNCKZN OU	15	109 715	16 4572	126 172	0	0	0
284	Dr Nkzosazane Zuma Municipality	7627815774	SITHOLE NONTSIKHELO LWANDIWE	QULASHE S1 UNDERBERG CNCKZN OU	15	109 715	16 4572	126 172	0	0	0
285	Dr Nkzosazane Zuma Municipality	7626999154	PHUNGULA PAULUS	STEFMORRE	15	109 715	16 4572	126 172	0	0	0
286	Dr Nkzosazane Zuma Municipality	7664958123	SHOBA DELANI	AMAKUZA UNDERBURG KZN	15	109 715	16 4572	126 172	0	0	0
287	Dr Nkzosazane Zuma Municipality	7685062100	SHOBA MKHUZEM AARON	AMAKUZA UNDERBURG KZN	15	109 715	16 4572	126 172	0	0	0
288	Dr Nkzosazane Zuma Municipality	7687813217	NOBTSHELA MBULELO	KILMUN	15	109 715	16 4572	126 172	0	0	0
289	Dr Nkzosazane Zuma Municipality	7688747804	MTOLO MZAMANI	KILMUN NEAR MADWALENI HALL	15	109 715	16 4572	126 172	0	0	0
290	Dr Nkzosazane Zuma Municipality	7691608418	DLAMINI BONGEKILE	KILMUN	15	109 715	16 4572	126 172	0	0	0
291	Dr Nkzosazane Zuma Municipality	7697101834	MAGOSO BABHEKILE CORNELIA	AMAKUZA UNDERBURG KZN	15	109 715	16 4572	126 172	0	0	0
292	Dr Nkzosazane Zuma Municipality	7702103454	BAWINILE MAGUBANE	AMAKUZA KILMUN S1 UNDERBURG CNC KZN OU	15	109 715	16 4572	126 172	0	0	0
293	Dr Nkzosazane Zuma Municipality	7703137647	NDBAKHE MADELA ZIKODE	AMAKUZA KILMUN S1 UNDERBURG CNC KZN OU	15	109 715	16 4572	126 172	0	0	0
294	Dr Nkzosazane Zuma Municipality	7706486902	MARY THULELENI MBANJWA	AMAKUZA KILMUN S1 UNDERBURG CNC KZN OU	15	109 715	16 4572	126 172	0	0	0
295	Dr Nkzosazane Zuma Municipality	7706428778	BUKISILE ZIKODE	AMAKUZA KILMUN S1 UNDERBURG CNC KZN OU	15	109 715	16 4572	126 172	0	0	0
296	Dr Nkzosazane Zuma Municipality	7709194798	FIKILE SHEZI	AMAKUZA KILMUN S1 UNDERBURG CNC KZN OU	15	109 715	16 4572	126 172	0	0	0
297</											

428	Dr Nkosezane Zuma Municipality	#134675768	NZIMANDE ZANELE	AMAKHUZE UNDERBERG KZN OU	15	100 715	16 4572	126 172	0	0	0
429	Dr Nkosezane Zuma Municipality	#134962297	DLAMINI SIBONGILE CONSTANCE	AMAKHUZE UNDERBERG KZN OU	15	100 715	16 4572	126 172	0	0	0
430	Dr Nkosezane Zuma Municipality	#135127206	SHOBA OCTAVIA ZETHU	AMAKHUZE UNDERBERG KZN OU	15	100 715	16 4572	126 172	0	0	0
431	Dr Nkosezane Zuma Municipality	#135914642	MBELU LEONARD THISHELA	PEVENSY UNDERBERG KZN	15	100 715	16 4572	126 172	0	0	0
432	Dr Nkosezane Zuma Municipality	#136185707	SHOBA SIBONGISENI	AMAKHUZE UNDERBERG KZN OU	15	100 715	16 4572	126 172	0	0	0
433	Dr Nkosezane Zuma Municipality	#138860573	PHUNGULA THEMBSILE	AMAKUZA UNDERBURG KZN	15	100 715	16 4572	126 172	0	0	0
434	Dr Nkosezane Zuma Municipality	#142286769	DLAMINI BADINGILE THUSHUZA	AMAKHUZE UNDERBURG KZN	15	100 715	16 4572	126 172	0	0	0
435	Dr Nkosezane Zuma Municipality	#144531818	SHOBA MGOBO	AMAKUZA UNDERBURG KZN	15	100 715	16 4572	126 172	0	0	0
438	Dr Nkosezane Zuma Municipality	#148358091	MOLEFE SOBHOLENYONI D	STOFFELTON IMPENDELE KZN	15	100 715	16 4572	126 172	0	0	0
437	Dr Nkosezane Zuma Municipality	#148867564	SHOBA BHEKISISA PAULUS	AMAKUZA UNDERBURG KZN	15	100 715	16 4572	126 172	0	0	0
438	Dr Nkosezane Zuma Municipality	#150690335	SHOBA MFANISENI THERUS	AMAKUZA UNDERBURG KZN	15	100 715	16 4572	126 172	0	0	0
439	Dr Nkosezane Zuma Municipality	#107992611	SHOBA BHOYI GEDIION	AMAKUZA UNDERBURG KZN	15	100 715	16 4572	126 172	0	0	0
440	Dr Nkosezane Zuma Municipality	#172354341	SOSIBO SIBONGILE PERCIFIC	AMAKHUZE UNDERBURG KZN	15	100 715	16 4572	126 172	0	0	0
441	Dr Nkosezane Zuma Municipality	#184927847	LANGA BUYISILE PAULINE	AMAKHUZE UNDERBURG KZN	15	100 715	16 4572	126 172	0	0	0
442	Dr Nkosezane Zuma Municipality	#188139708	DLAMINI BONISWE	AMAKHUZE UNDERBURG KZN	15	100 715	16 4572	126 172	0	0	0
443	Dr Nkosezane Zuma Municipality	#187848747	SABELA PHIKISILE BADUMISE	AMAKUZA UNDERBURG KZN	15	100 715	16 4572	126 172	0	0	0
444	Dr Nkosezane Zuma Municipality	#191834862	TSHOBA DOTI RICHARD	AMAKUZA UNDERBURG KZN	15	100 715	16 4572	126 172	0	0	0
445	Dr Nkosezane Zuma Municipality	#197835607	KHUMALO NTOMBIYONKE	Traditional	15	100 715	16 4572	126 172	0	0	0
446	Dr Nkosezane Zuma Municipality	#200564613	MBANJWA THULISILE ANNACLETA	AMAKUZA UNDERBURG KZN	15	100 715	16 4572	126 172	0	0	0
447	Dr Nkosezane Zuma Municipality	#200926893	DLAMINI BALUNGILE	AMAKHUZE UNDERBURG KZN	15	100 715	16 4572	126 172	0	0	0
448	Dr Nkosezane Zuma Municipality	#208209818	MTHEMBU SANELISWE CORNELIA	AMAKHUZE UNDERBURG KZN	15	100 715	16 4572	126 172	0	0	0
449	Dr Nkosezane Zuma Municipality	#221023709	KHWELA EUGENIA NONTOKOZO	TRANSFORMER ZONE PBT25	15	100 715	16 4572	126 172	0	0	0
450	Dr Nkosezane Zuma Municipality	#228240060	MNCWABE FRANCIS MBONGENI	Traditional	15	100 715	16 4572	126 172	0	0	0
451	Dr Nkosezane Zuma Municipality	#228432253	MVUMBU SHANAZANA CLEMENTINE	AMAKUZA UNDERBURG KZN	15	100 715	16 4572	126 172	0	0	0
452	Dr Nkosezane Zuma Municipality	#235428608	NXELE THOBILE EUNICE	AMAKHUZE UNDERBURG KZN	15	100 715	16 4572	126 172	0	0	0
453	Dr Nkosezane Zuma Municipality	#252445537	SHEZI PIKOLANA FIKELPHI	AMAKUZA S1 UNDERBERG KZN OU	15	100 715	16 4572	126 172	0	0	0
454	Dr Nkosezane Zuma Municipality	#252559157	MNGUNI BATHINI QOKI	AMAKUZA S1 UNDERBERG KZN OU	15	100 715	16 4572	126 172	0	0	0
455	Dr Nkosezane Zuma Municipality	#252559157	SHOBA ZONIGLE	AMAKUZA UNDERBURG KZN	15	100 715	16 4572	126 172	0	0	0
456	Dr Nkosezane Zuma Municipality	#260273007	NZIMANDE TSHENGISILE CATHRYNE	AMAKUZA UNDERBURG KZN	15	100 715	16 4572	126 172	0	0	0
457	Dr Nkosezane Zuma Municipality	#261947033	KHANYILE SIZAKELE CHRISTINA	AMAKUZA UNDERBURG KZN	15	100 715	16 4572	126 172	0	0	0
458	Dr Nkosezane Zuma Municipality	#280721492	MNGUNI LUNGISILE	AMAKHUZE UNDERBURG KZN	15	100 715	16 4572	126 172	0	0	0
459	Dr Nkosezane Zuma Municipality	#284301571	JAMA KHULEKANI	AMAKUZA S1 UNDERBERG KZN OU	15	100 715	16 4572	126 172	0	0	0
460	Dr Nkosezane Zuma Municipality	#297321390	MNGUNI MANAKAZI VENENCIA	AMAKUZA S1 UNDERBERG KZN OU	15	100 715	16 4572	126 172	0	0	0
461	Dr Nkosezane Zuma Municipality	#303398468	MNGUNI NPHOSI NTOMBIFUTHI	AMAKUZA S1 UNDERBERG KZN OU	15	100 715	16 4572	126 172	0	0	0
462	Dr Nkosezane Zuma Municipality	#304572902	LINDA TSHAYAZANE	AMAKUZA S1 UNDERBERG KZN OU	15	100 715	16 4572	126 172	0	0	0
463	Dr Nkosezane Zuma Municipality	#309189648	LINDA SBONGISENI	AMAKUZA S1 UNDERBERG KZN OU	15	100 715	16 4572	126 172	0	0	0
464	Dr Nkosezane Zuma Municipality	#312438481	ZUMA KHUMBUZILE	Brick House	15	100 715	16 4572	126 172	0	0	0
465	Dr Nkosezane Zuma Municipality	#315000102	DLAMINI NOKUTHULA ZANDILE	AMAKUZA S1 UNDERBERG KZN OU	15	100 715	16 4572	126 172	0	0	0
466	Dr Nkosezane Zuma Municipality	#316994252	MTOLO DELISILE ANNOTORIA	AMAKUZA UNDERBURG KZN	15	100 715	16 4572	126 172	0	0	0
467	Dr Nkosezane Zuma Municipality	#326186526	ZUMA PRINCES BONISILE	AMAKUZA S1 UNDERBERG KZN OU	15	100 715	16 4572	126 172	0	0	0
468	Dr Nkosezane Zuma Municipality	#326726237	ZUMA NOMATHEMBA HOMISTA	AMAKUZA S1 UNDERBERG KZN OU	15	100 715	16 4572	126 172	0	0	0
469	Dr Nkosezane Zuma Municipality	#328766618	MBATHA SIZENI MAGAGRET	AMAKUZA S1 UNDERBERG KZN OU	15	100 715	16 4572	126 172	0	0	0
470	Dr Nkosezane Zuma Municipality	#329618648	CEBEKHULU THENJIWE SYLVIA	AMAKUZA S1 UNDERBERG KZN OU	15	100 715	16 4572	126 172	0	0	0
471	Dr Nkosezane Zuma Municipality	#333385336	KUBONE NELISWE SYLVIA	AMAKUZA S1 UNDERBERG KZN OU	15	100 715	16 4572	126 172	0	0	0
472	Dr Nkosezane Zuma Municipality	#333385336	KUBONE NELISWE SYLVIA	AMAKUZA S1 UNDERBERG KZN OU	15	100 715	16 4572	126 172	0	0	0
473	Dr Nkosezane Zuma Municipality	#333551156	KHATI NOMAYE	TRADITIONAL HOUSE	15	100 715	16 4572	126 172	0	0	0
474	Dr Nkosezane Zuma Municipality	#340315789	DLAMINI BUSELAPHI	AMAKHUZE UNDERBURG KZN	15	100 715	16 4572	126 172	0	0	0
475	Dr Nkosezane Zuma Municipality	#340440664	SHEZI NOMABULAZI CATHRINE	AMAKHUZE UNDERBURG KZN	15	100 715	16 4572	126 172	0	0	0
476	Dr Nkosezane Zuma Municipality	#342504310	JLI NOKUFIKA JESTER	ENKELBANTWANA UNDERBERG KZN OU	15	100 715	16 4572	126 172	0	0	0
477	Dr Nkosezane Zuma Municipality	#343631399	LINDA RITA GABISILE	AMAKUZA S1 UNDERBERG KZN OU	15	100 715	16 4572	126 172	0	0	0
478	Dr Nkosezane Zuma Municipality	#3465532620	MBANJWA KHONZEPI THANDIWE	AMAKUZA UNDERBURG KZN	15	100 715	16 4572	126 172	0	0	0
479	Dr Nkosezane Zuma Municipality	#346551153	LINDA GEZEKILE ANNACLETTA	AMAKUZA S1 UNDERBERG KZN OU	15	100 715	16 4572	126 172	0	0	0
480	Dr Nkosezane Zuma Municipality	#354640573	DLAMINI NOMASEKISI LUCRACIA	AMAKUZA UNDERBURG KZN	15	100 715	16 4572	126 172	0	0	0
481	Dr Nkosezane Zuma Municipality	#354675956	DLAMINI LINDELENI CECELIA	AMAKUZA UNDERBURG KZN	15	100 715	16 4572	126 172	0	0	0
482	Dr Nkosezane Zuma Municipality	#356869041	PHUNGULA SOKWEPHULA	AMAKUZA UNDERBURG KZN	15	100 715	16 4572	126 172	0	0	0
483	Dr Nkosezane Zuma Municipality	#362269448	MNCWABE GAVINI SIPHIWE	HLANGANANI	15	100 715	16 4572	126 172	0	0	0
484	Dr Nkosezane Zuma Municipality	#363356325	NGCOBO THOKOZILE	Traditional	15	100 715	16 4572	126 172	0	0	0
485	Dr Nkosezane Zuma Municipality	#364603602	DLAMINI MANGALISILE NOZUKA	AMAKUZA S1 UNDERBERG KZN OU	15	100 715	16 4572	126 172	0	0	0
486	Dr Nkosezane Zuma Municipality	#370668703	MJWARA AB	QUEMENI	15	100 715	16 4572	126 172	0	0	0
487	Dr Nkosezane Zuma Municipality	#371615079	MTHEMBU DELANI KHAYALAKE	AMAKUZA S1 UNDERBERG KZN OU	15	100 715	16 4572	126 172	0	0	0
488	Dr Nkosezane Zuma Municipality	#374492106	LINDA NHLAKANIPHO	AMAKUZA S1 UNDERBERG KZN OU	15	100 715	16 4572	126 172	0	0	0
489	Dr Nkosezane Zuma Municipality	#375759156	SOSIBO SIBUSISO	STOFFELTON BROTHENI S1 SOLOKHOLO	15	100 715	16 4572	126 172	0	0	0
490	Dr Nkosezane Zuma Municipality	#377006737	MADONDA NOMSA THOBISILE	STOFFELTON BROTHENI S1 SOLOKHOLO	15	100 715	16 4572	126 172	0	0	0
491	Dr Nkosezane Zuma Municipality	#379461431	MBANJWA ERNEST LANGELIHE	AMAKUZA S1 UNDERBERG KZN OU	15	100 715	16 4572	126 172	0	0	0
492	Dr Nkosezane Zuma Municipality	#384251300	NZIMANDE BEZANI	STOFFELTON BROTHENI S1 SOLOKHOLO	15	100 715	16 4572	126 172	0	0	0
493	Dr Nkosezane Zuma Municipality	#385869441	KUNENE NONHLANHLA ETHEL	AMAKUZA S1 UNDERBERG KZN OU	15	100 715	16 4572	126 172	0	0	0
494	Dr Nkosezane Zuma Municipality	#389530948	MBANJWA NONKULULEKO	AMAKUZA S1 UNDERBERG KZN OU	15	100 715	16 4572	126 172	0	0	0
495	Dr Nkosezane Zuma Municipality	#394199758	BHENGU NOMUSA	UNDERBERG	15	100 715	16 4572	126 172	0	0	0
496	Dr Nkosezane Zuma Municipality	#396552322	MHLONGO MBONGENI INNOCENT	AMAKUZA S1 UNDERBERG KZN OU	15	100 715	16 4572	126 172	0	0	0
497	Dr Nkosezane Zuma Municipality	#398180803	MNGUNI LINDEM NORA	AMAKHUZE UNDERBURG KZN	15	100 715	16 4572	126 172	0	0	0
498	Dr Nkosezane Zuma Municipality	#402828696	DLAMINI NKOSINATHI COSMOS	STOFFELTON BROTHENI S1 SOLOKHOLO	15	100 715	16 4572	126 172	0	0	0
499	Dr Nkosezane Zuma Municipality	#408900507	MBANJWA NTOMBIZINI DUDUZILE	UNDERBERG KZN OU	15	100 715	16 4572	126 172	0	0	0
500	Dr Nkosezane Zuma Municipality	#409926990	PHUNGULA ZAKHELE	AMAKUZA S1 UNDERBERG KZN OU	15	100 715	16 4572	126 172	0	0	0
501	Dr Nkosezane Zuma Municipality	#412407471	PHUNGULA THOKOZANI GRACIA	AMAKUZA S1 UNDERBERG KZN OU	15	100 715	16 4572	126 172	0	0	0
502	Dr Nkosezane Zuma Municipality	#412572849	NTSHIZA MAKHOSI	AMAKUZA UNDERBURG KZN	15	100 715	16 4572	126 172	0	0	0
503	Dr Nkosezane Zuma Municipality	#412842107	DLAMINI VUMILE	AMAKUZA S1 UNDERBERG KZN OU	15	100 715	16 4572	126 172	0	0	0
504	Dr Nkosezane Zuma Municipality	#413431192	KUNENE BABONGILE MONICA	AMAKUZA S1 UNDERBERG KZN OU	15	100 715	16 4572	126 172	0	0	0
505	Dr Nkosezane Zuma Municipality	#413472846	KUNENE WINILE PROTASIA	AMAKUZA S1 UNDERBERG KZN OU	15	100 715	16 4572	126 172	0	0	0
506	Dr Nkosezane Zuma Municipality	#414047429	MAJOLA KHUMBULEPHI THEODARA	AMAKHUZE UNDERBURG KZN	15	100 715	16 4572	126 172	0	0	0
507	Dr Nkosezane Zuma Municipality	#414729561	MNCWABE VOVO ERIC	SUN CITY BULWER PWB KZN	15	100 715	16 4572	126 172	0	0	0
508	Dr Nkosezane Zuma Municipality	#414733689	ZONDI MSIZI SALANUS	AMAKUZA UNDERBURG KZN	15	100 715	16 4572	126 172	0	0	0
509	Dr Nkosezane Zuma Municipality	#415512512	LINDA THABISA	AMAKUZA S1 UNDERBERG KZN OU	15	100 715	16 4572	126 172	0	0	0
510	Dr Nkosezane Zuma Municipality	#415815331	MLOTSHWA CATHERINE	Brick House	15	100 715	16 4572	126 172	0	0	0
511	Dr Nkosezane Zuma Municipality	#422149309	NGCOBO SEBENZILE	SUN CITY BULWER PWB KZN	15	100 715	16 4572	126 172	0	0	0
512	Dr Nkosezane Zuma Municipality	#422893883	KHUBONE GOODNESS THANDEKA	AMAKUZA S1 UNDERBERG KZN OU	15	100 715	16 4572	126 172	0	0	0
513	Dr Nkosezane Zuma Municipality	#429621817	NTOMBELA KHETHEKILE IREN	STOFFELTON BROTHENI S1 SOLOKHOLO	15	100 715	16 4572	126 172	0	0	0
514	Dr Nkosezane Zuma Municipality	#434473892	MHLUNGU FIKILE PATRICIA	UNDERBERG KZN OU	15	100 715	16 4572	126 172	0	0	0
515	Dr Nkosezane Zuma Municipality	#438267148	ZUMA NHLAKALI ALFRED	AMAKUZA S1 UNDERBERG KZN OU	15	100 715	16 4572	126 172	0	0	0
516	Dr Nkosezane Zuma Municipality	#442105683	NKOMO ZOLEKA	Brick House	15	100 715	16 4572	126 172	0	0	0
517	Dr Nkosezane Zuma Municipality	#453966108	BUTHELEZI NOMPUMELELO	AMAKHUZE UNDERBURG KZN	15	100 715	16 4572	126 172	0	0	0
518	Dr Nkosezane Zuma Municipality	#463711877	NCOBENI M	HOUSE	15	100 715	16 4572	126 172	0	0	0
519	Dr Nkosezane Zuma Municipality	#464843808	MNDALI HLEBEKILE KATHRINA	AMAKUZA UNDERBURG KZN	15	100 715	16 4572	126 172	0	0	0
520	Dr Nkosezane Zuma Municipality	#466556920	KHUMALO PHUMZILE GETRUDE	AMAKUZA S1 UNDERBERG KZN OU	15	100 715	16 4572	126 172	0	0	0
521	Dr Nkosezane Zuma Municipality	#468484272	DLAMINI BONGANI	BRICK HOUSE	15	100 715	16 4572	126 172	0	0	

650	Dr Nkosazane Zuma Municipality	9218218584	SOSIBO LUNGILE CHRISTOPHERAH	PHAYINDANE	15	109 715	18 4572	128 172	0	0	0
651	Dr Nkosazane Zuma Municipality	9213692308	MEMELA NOMUSA	EHLABENI BULWER KZN	15	109 715	18 4572	128 172	0	0	0
652	Dr Nkosazane Zuma Municipality	9212048887	MVELASE FUNEKILE SEPHRONIA	PHAYINDANE	15	109 715	18 4572	128 172	0	0	0
653	Dr Nkosazane Zuma Municipality	9218578948	JILI ERIC SIGWILI	TRADITIONAL HOUSE	15	109 715	18 4572	128 172	0	0	0
654	Dr Nkosazane Zuma Municipality	9217669202	ZUMA MPHENDULELI VITALIS	EMANGWANENI BULWER UNDERBURG KZN	15	109 715	18 4572	128 172	0	0	0
655	Dr Nkosazane Zuma Municipality	9217590103	MHLONGO TIKILE ELEANORAH	PHAYINDANE	15	109 715	18 4572	128 172	0	0	0
656	Dr Nkosazane Zuma Municipality	9220839019	MTOLO GLORIA ZWAKALILE	PHAYINDANE	15	109 715	18 4572	128 172	0	0	0
657	Dr Nkosazane Zuma Municipality	9234276877	DLAMINI KWAZIKWAKHE	KULLIMON	15	109 715	18 4572	128 172	0	0	0
658	Dr Nkosazane Zuma Municipality	9272898604	DLAMINI ZWELAKHE	Brick House	15	109 715	18 4572	128 172	0	0	0
659	Dr Nkosazane Zuma Municipality	9283732368	MTHEMBU THEMESIS PRINCESS	SUN CITY BULWER PMB KZN	15	109 715	18 4572	128 172	0	0	0
660	Dr Nkosazane Zuma Municipality	9285578390	SOKHELA SHADELENI	SOKHELA LOCATION NEAR SOKHELA PRIMARY	15	109 715	18 4572	128 172	0	0	0
661	Dr Nkosazane Zuma Municipality	9311420769	SOSIBO NOSIPHO GLORIA	AMAKHUZA S1 UNDERBERG KZN	15	109 715	18 4572	128 172	0	0	0
662	Dr Nkosazane Zuma Municipality	9312182656	DLAMINI MBHEKISENI ZIPI	AMAKHUZA S1 UNDERBERG KZN	15	109 715	18 4572	128 172	0	0	0
663	Dr Nkosazane Zuma Municipality	9322315103	JACA NOKUPHIWA	AMAKHUZA S1 UNDERBERG KZN	15	109 715	18 4572	128 172	0	0	0
664	Dr Nkosazane Zuma Municipality	9325260410	SOSIBO TUTU MAVIS	AMAKHUZA S1 UNDERBERG KZN	15	109 715	18 4572	128 172	0	0	0
665	Dr Nkosazane Zuma Municipality	9332606642	DLANGISA PRISCILLA PHAKAMILE	AMAKHUZA S1 UNDERBERG KZN	15	109 715	18 4572	128 172	0	0	0
666	Dr Nkosazane Zuma Municipality	9336278916	MBANJWA ZWELILE YEKELÉNI	MASHAYILANGA UNDERBERG KZN	15	109 715	18 4572	128 172	0	0	0
667	Dr Nkosazane Zuma Municipality	9338002659	MTHEMBU NOMUDHLA	MASHAYINYANGA UNDERBERG KZN	15	109 715	18 4572	128 172	0	0	0
668	Dr Nkosazane Zuma Municipality	9349728234	PHUNGULA ADRIEAS	QULASHE UNDERBURG KZN	15	109 715	18 4572	128 172	0	0	0
669	Dr Nkosazane Zuma Municipality	9367490985	MBANJWA WINEFRIEDA THOBEKA	EHLABENI BULWER KZN	15	109 715	18 4572	128 172	0	0	0
670	Dr Nkosazane Zuma Municipality	9391731475	BUTHELEZI ELIZABETH NOBUHLE	AMAKHUZA S1 UNDERBERG KZN	15	109 715	18 4572	128 172	0	0	0
671	Dr Nkosazane Zuma Municipality	9410347620	MTHEMBU THEMBEKILE PHILIPINA	AMAKHUZA UNDERBURG KZN	15	109 715	18 4572	128 172	0	0	0
672	Dr Nkosazane Zuma Municipality	9418724468	SOSIBO ZINHLE	AMAKHUZA S1 UNDERBERG KZN	15	109 715	18 4572	128 172	0	0	0
673	Dr Nkosazane Zuma Municipality	9435375554	GAMEDÉ ESTHER	AMAKHUZA S1 UNDERBERG KZN	15	109 715	18 4572	128 172	0	0	0
674	Dr Nkosazane Zuma Municipality	9447888093	MBANJWA MVEZENI MOSES	EHLABENI BULWER KZN	15	109 715	18 4572	128 172	0	0	0
675	Dr Nkosazane Zuma Municipality	9477898515	SIBETHA BAQHLELILE GLORIA	AMAKHUZA UNDERBURG KZN	15	109 715	18 4572	128 172	0	0	0
676	Dr Nkosazane Zuma Municipality	9502687928	DLAMINI NOKUTHULA DOREEN	HOUSE	15	109 715	18 4572	128 172	0	0	0
677	Dr Nkosazane Zuma Municipality	9531605282	NGCOBO THEMBEKILE VIRGINIA	AMAKHUZA UNDERBURG KZN	15	109 715	18 4572	128 172	0	0	0
678	Dr Nkosazane Zuma Municipality	9588187858	MINGUNI HLELINGAMI	AMAKHUZA UNDERBURG KZN	15	109 715	18 4572	128 172	0	0	0
679	Dr Nkosazane Zuma Municipality	9604487968	NGCEBELE MANELISI NELSON	AMAKHUZA UNDERBURG KZN	15	109 715	18 4572	128 172	0	0	0
680	Dr Nkosazane Zuma Municipality	9608851274	NZIMANDE LINDWE PRECIOUS	AMAKHUZA UNDERBURG KZN	15	109 715	18 4572	128 172	0	0	0
681	Dr Nkosazane Zuma Municipality	9607144355	MBATHA SLINDILE	AMAKHUZA UNDERBURG KZN	15	109 715	18 4572	128 172	0	0	0
682	Dr Nkosazane Zuma Municipality	9607287762	DLAMINI MYAHELENI	Traditional	15	109 715	18 4572	128 172	0	0	0
683	Dr Nkosazane Zuma Municipality	9638183417	SITHOLE MAUREEN JABULILE	MOATSHENI UNDERBERG KZN	15	109 715	18 4572	128 172	0	0	0
684	Dr Nkosazane Zuma Municipality	9638183417	MKHIZE MARGARET	MASHAYILANGA UNDERBURG KZN	15	109 715	18 4572	128 172	0	0	0
685	Dr Nkosazane Zuma Municipality	9664366213	MTOLO THEMESISILÉ ELIZABETH	AMAKHUZA UNDERBURG KZN	15	109 715	18 4572	128 172	0	0	0
686	Dr Nkosazane Zuma Municipality	9682724795	ZULU CURIL	HLANGANANI S1 IKOPO KZN	15	109 715	18 4572	128 172	0	0	0
687	Dr Nkosazane Zuma Municipality	9690766303	DLAMINI MELTA BALUNGILE	AMAKHUZA UNDERBURG KZN	15	109 715	18 4572	128 172	0	0	0
688	Dr Nkosazane Zuma Municipality	9704754877	MINGUNI PHUMULILE	AMAKHUZA UNDERBURG KZN	15	109 715	18 4572	128 172	0	0	0
689	Dr Nkosazane Zuma Municipality	9705595303	LUSWAZI NKOSIBONILE	HMLVLILLE AREA NEAR POST OFFICE	15	109 715	18 4572	128 172	0	0	0
690	Dr Nkosazane Zuma Municipality	9708353718	MAMPELE NTOMBEKHAYA MARIET	AMAKHUZA UNDERBURG KZN	15	109 715	18 4572	128 172	0	0	0
691	Dr Nkosazane Zuma Municipality	9714181396	HLOPHE JONGOSI	SOKHELA S1 IKOPO KZN OU	15	109 715	18 4572	128 172	0	0	0
692	Dr Nkosazane Zuma Municipality	9714181398	HLOPHE JONGOSI	SOKHELA S1 IKOPO KZN OU	15	109 715	18 4572	128 172	0	0	0
693	Dr Nkosazane Zuma Municipality	9713641562	NDABA QUKHU VITALIS	AMAKHUZA UNDERBURG KZN	15	109 715	18 4572	128 172	0	0	0
694	Dr Nkosazane Zuma Municipality	9721333838	MABI HLAZILE HILDA	SUN CITY BULWER PMB KZN	15	109 715	18 4572	128 172	0	0	0
695	Dr Nkosazane Zuma Municipality	9724473231	MOTKOUNG CALTON MFANYANA	MOATSHENI UNDERBURG KZN	15	109 715	18 4572	128 172	0	0	0
696	Dr Nkosazane Zuma Municipality	9753322154	DLAMINI SIFISO	EHLABENI BULWER KZN	15	109 715	18 4572	128 172	0	0	0
697	Dr Nkosazane Zuma Municipality	9754605464	PHUNGULA NKOSAZANA	AMAKHUZA UNDERBURG KZN	15	109 715	18 4572	128 172	0	0	0
698	Dr Nkosazane Zuma Municipality	9754928639	SOSIBO BUSELAPHI FLORENCE	AMAKHUZA UNDERBURG KZN	15	109 715	18 4572	128 172	0	0	0
699	Dr Nkosazane Zuma Municipality	9782165899	MAKHANYA PHUMLANI ANGELICUS	MOATSHENI UNDERBURG KZN	15	109 715	18 4572	128 172	0	0	0
700	Dr Nkosazane Zuma Municipality	9784812785	BENGU BUSELAPHI AGNES	AMAKHUZA UNDERBURG KZN	15	109 715	18 4572	128 172	0	0	0
701	Dr Nkosazane Zuma Municipality	9788610336	MNDALI BUKISILE	AMAKHUZA UNDERBURG KZN	15	109 715	18 4572	128 172	0	0	0
702	Dr Nkosazane Zuma Municipality	9789989761	DUMA JOSEPH	MOATSHENI UNDERBURG KZN	15	109 715	18 4572	128 172	0	0	0
703	Dr Nkosazane Zuma Municipality	9788048820	DLAMINI MHLAKAZA PATRICK	AMAKHUZA UNDERBURG KZN	15	109 715	18 4572	128 172	0	0	0
704	Dr Nkosazane Zuma Municipality	9790075394	PHUNGULA VALELENI	AMAKHUZA UNDERBURG KZN	15	109 715	18 4572	128 172	0	0	0
705	Dr Nkosazane Zuma Municipality	9792198729	MINGUNI BANCAMILE OCTAVIA	AMAKHUZA UNDERBURG KZN	15	109 715	18 4572	128 172	0	0	0
706	Dr Nkosazane Zuma Municipality	9792814283	PHUNGULA BUZELENI	AMAKHUZA UNDERBURG KZN	15	109 715	18 4572	128 172	0	0	0
707	Dr Nkosazane Zuma Municipality	9794956064	LANGA LETHANI BAKHOMBISE	AMAKHUZA UNDERBURG KZN	15	109 715	18 4572	128 172	0	0	0
708	Dr Nkosazane Zuma Municipality	9801121495	DLAMINI SNEHLANHLA	NOMANDLOVU DONNYBROOK IKOPO KZN	15	109 715	18 4572	128 172	0	0	0
709	Dr Nkosazane Zuma Municipality	9818202741	MUWAHA THOKO ADELINÉ	AMAKHUZA UNDERBURG KZN	15	109 715	18 4572	128 172	0	0	0
710	Dr Nkosazane Zuma Municipality	9831241588	MINGUNI THOBILE PRINCESS	AMAKHUZA UNDERBURG KZN	15	109 715	18 4572	128 172	0	0	0
711	Dr Nkosazane Zuma Municipality	9831960635	MINGUNI MYALELWA PATRICK	AMAKHUZA UNDERBURG KZN	15	109 715	18 4572	128 172	0	0	0
712	Dr Nkosazane Zuma Municipality	9832874714	JILI FARAI	DAVISABULWERKZN	15	109 715	18 4572	128 172	0	0	0
713	Dr Nkosazane Zuma Municipality	9837574714	MBOKAZI SABISILE	STEPMORE	15	109 715	18 4572	128 172	0	0	0
714	Dr Nkosazane Zuma Municipality	9848224189	MDLADLA BAJAHENI	NOMANDLOVU DONNYBROOK IKOPO KZN	15	109 715	18 4572	128 172	0	0	0
715	Dr Nkosazane Zuma Municipality	9848478975	MUWARA SANAH	AMAKHUZA UNDERBURG KZN	15	109 715	18 4572	128 172	0	0	0
716	Dr Nkosazane Zuma Municipality	9855520283	MINGUNI DELSARI	AMAKHUZA UNDERBURG KZN	15	109 715	18 4572	128 172	0	0	0
717	Dr Nkosazane Zuma Municipality	9859360378	MEMELA NTOMBIFIKILE	MOATSHENI UNDERBURG KZN	15	109 715	18 4572	128 172	0	0	0
718	Dr Nkosazane Zuma Municipality	9859178966	MINGUNI THOMAS ZWENGANI	AMAKHUZA UNDERBURG KZN	15	109 715	18 4572	128 172	0	0	0
719	Dr Nkosazane Zuma Municipality	9875756538	MUWARA NELISILE	AMAKHUZA UNDERBURG KZN	15	109 715	18 4572	128 172	0	0	0
720	Dr Nkosazane Zuma Municipality	9894571419	NDHLONVU REGINAH BOTSI	MOATSHENI UNDERBURG KZN	15	109 715	18 4572	128 172	0	0	0
721	Dr Nkosazane Zuma Municipality	9904988757	NGCEMU GETRUDE	MOATSHENI UNDERBURG KZN	15	109 715	18 4572	128 172	0	0	0
722	Dr Nkosazane Zuma Municipality	9913052772	JAMA MCPHUMENI MTHEMBENI	AMAKHUZA UNDERBURG KZN	15	109 715	18 4572	128 172	0	0	0
723	Dr Nkosazane Zuma Municipality	9913381657	MEMELA MUZWANELE DENNIS	AMAKHUZA UNDERBURG KZN	15	109 715	18 4572	128 172	0	0	0
724	Dr Nkosazane Zuma Municipality	992575105	VEZI ZANDILE CYNTHIA	NOMANDLOVU DONNYBROOK IKOPO KZN	15	109 715	18 4572	128 172	0	0	0
725	Dr Nkosazane Zuma Municipality	9943781494	NZIMANDE THOMAS SIYABONGA	AMAKHUZA UNDERBURG KZN	15	109 715	18 4572	128 172	0	0	0
726	Dr Nkosazane Zuma Municipality	9956856529	GHANGWE SABANI	NOMHOJANA UNDERBERG KZN	15	109 715	18 4572	128 172	0	0	0
727	Dr Nkosazane Zuma Municipality	9959943774	LINDENI THULISILE	NOMHOJANA UNDERBERG KZN	15	109 715	18 4572	128 172	0	0	0
728	Dr Nkosazane Zuma Municipality	9981982094	NGWANE MANDLAKAYISE	TRADITIONAL HOUSE	15	109 715	18 4572	128 172	0	0	0
729	Dr Nkosazane Zuma Municipality	9986476316	NSINDANE OHAMUKILE	NOMHOJANA UNDERBERG KZN	15	109 715	18 4572	128 172	0	0	0
730	Dr Nkosazane Zuma Municipality	9985354777	NZIMANDE GONONDO	NOMHOJANA UNDERBERG KZN	15	109 715	18 4572	128 172	0	0	0
731	Dr Nkosazane Zuma Municipality	9989922508	DLAMINI LILINALE	BHIDLA BULWER KZN	15	109 715	18 4572	128 172	0	0	0
732	Dr Nkosazane Zuma Municipality	9989184966	LUSWAZI NONHLANHLA JOYCE	Brick House	15	109 715	18 4572	128 172	0	0	0
733	Dr Nkosazane Zuma Municipality	9978351682	DLANGISA NTOMBIFUTHI	KWAPITELA UNDERBURG KZN	15	109 715	18 4572	128 172	0	0	0
734	Dr Nkosazane Zuma Municipality	9984023317	KHUBONE VEZUMUSA	TRADITIONAL HOUSE	15	109 715	18 4572	128 172	0	0	0
735	Dr Nkosazane Zuma Municipality	9992441192	ZONDI THELELENI	MAFOHLA	15	1					

**EXPENDITURE MANAGEMENT REPORT FOR THE PERIOD OF MARCH 2026**

**AUTHOR** : Chief Financial Officer( MP)

Levels : 1<sup>st</sup> Level –MANCO

: 2<sup>ND</sup>Level- Committee

: 3<sup>RD</sup> Level-Exco

: 4<sup>th</sup> Level-Council

**2. PURPOSE**

To report to the committee on the payments made during the month of March 2026

**3. LEGAL REQUIREMENTS**

- MFMA Act NO .56 of 2003

**4. BACKGROUND AND REASONING**

The accounting officer of a municipality is responsible for the management of the expenditure of the municipality. The accounting officer must take all reasonable steps to ensure that the municipality has and maintains an effective system of expenditure control, including procedures for approval, authorisation, withdrawal and payments of funds

The accounting officer must also make sure that the municipality has and maintains a system of internal control in respect of creditors and payments, that payments by the municipality are made directly to the person to whom it is due unless agreed otherwise for reasons as may be prescribed, and that all money owing by the municipality be paid within 30 days of receiving the relevant invoice or statement, unless prescribed otherwise for certain categories of expenditure.

**5. FINANCIAL IMPLICATIONS**

No financial implications

**6. STAFF IMPLICATIONS**

No staff implications

**7. Annexures**

- Payment listing DR Nkosazana Dlamini Zuma Municipality
- Top ten creditors
- Free basic electricity



**8. RECOMMENDATIONS**

That this report noted by the committee

DR NKOSAZANA DLAMINI ZUMA LOCAL MUNICIPALITY						
LIST OF PAYMENTS MADE IN THE MONTH OF MARCH 2026						
NO	SUPPLIER NAME	DESCRIPTION	AMOUNT	DATE OF INVOICE	PAYMENT DATE	COMPLIANCE
1	University of Kwazulu-Natal	Tuition, accommodation and meals for Mxoliso Nomonde, Phoswa Amabile and Kwetsi Asiphole. REFERENCE 8061001	431,946.00	2/20/2026	3/2/2026	Yes
2	Sizambile Suppliers (Pty) Ltd	Supply and delivery of cleaning material 10 cleaning material bucket 20 litre, 20 mill Micro Fibre and 10 leather dust for stores	7,500.00	2/18/2026	3/2/2026	Yes
3	University of Johannesburg	Academic fees for Phoswa Phumlelele who is doing Bachelor in Accounting (2nd year) student number 224251045	29,420.00	2/20/2026	3/2/2026	Yes
4	Mathutha Trading Enterprise	Request for dust case for party box ultimate speaker case slip sleeve waterproof nylon fabric protective dust cover travel carrying case	4,600.00	2/19/2026	3/2/2026	Yes
5	Balithupu Executive Travel CC	Accommodation for 6 BTO officials, Harabe KA, Nzimande B, Ms Msomi PS, Mazibuko J, Sondezi J, PWBS Managers, Ngocho S, Mtolo L, ZT Councilors, 1 Inkosi, and 8 bookguards	325,490.00	2/20/2026	3/2/2026	Yes
6	Real Travel	Accommodation for Mzolo Z, Gwala S, 5 BTO officials, and Mr Mlunguwa MP	42,000.00	3/18/2026	3/2/2026	Yes
7	McCarthy(Pty) Ltd	Procurement Double cab (Toyota Hilux 2.8 GD-6 Rader 4X4), for Community unit	817,735.84	2/19/2026	3/2/2026	Yes
8	Game Stores	Laptop for Memele Buswawe who sponsored by Ndz Municipality, she is one of the top ten learners awarded at the beginning of the year	8,989.00	2/19/2026	3/2/2026	Yes
9	Diamini Thabo	Electricity for the tourism office meter number:54738401453	2,000.00	3/5/2026	3/5/2026	Yes
10	Sombuze Holdings	Requested vacancy post advert for senior manager and town planning services development 2026- isoweze and Sunday times-February invoice	120,373.26	3/3/2026	3/9/2026	Yes
11	Balithupu Executive Travel CC	Accommodation for Mngweni O	1,930.00	3/2/2026	3/9/2026	Yes
12	McCarthy(Pty) Ltd	1 Double cab, Toyota Hilux, 4x4, for asset management unit	817,735.89	3/9/2026	3/11/2026	Yes
13	Mhlonogo Security Services (Pty) Ltd	Provision of Security Services March invoices	2,140,534.81	3/9/2026	3/11/2026	Yes
14	Octaplus Learning Institute	Request for the procurement of a laptop charger for Mr Diamini T (Development and Town Planning) Specification				
15	Real Travel	-HP laptop adapter charger USB C				
16	Real Travel	Accommodation for Mapla T, Mchunu GK, Nxele M, Nigobho SP, Shabalala T, Mr Raedbe SA, and Sondezi J	1,995.00	3/2/2026	3/11/2026	Yes
17	Ekhom Harabele Travel Agency	Accommodation for Sintoile M, Khubone N and Khawula ST	47,970.00	3/2/2026	3/11/2026	Yes
18	Mathutha Trading Enterprise	Ekhom February statement	5,685.00	3/2/2026	3/11/2026	Yes
19	Mathutha Trading Enterprise	Construction of OSS-Houses in ward 11, payment for retention certificate 3	5,872.22	3/6/2026	3/11/2026	Yes
20	Balithupu Executive Travel CC	Construction of Jackson Street Causeway Certificate 2	7,722.83	3/11/2026	3/11/2026	Yes
21	Crystal City FC	Construction of Sobafo J, Diamini P, Mndawana OB, Ngobese T, Zouzi S, Khehwa T, Nkandl B, Mngandzu S, and Zulu L	504,984.96	2/24/2026	3/11/2026	Yes
22	Ntala (Pty) Ltd	2026 Payment of Youth Games Tournaments, position 1-Ladies Soccer, Mizebebe Zibokwakhe Matthew, ward 19	40,110.00	3/2/2026	3/11/2026	Yes
23	Syakhanyisa Ladies	2x-laptop bags for Mr Zokode CN and Mr Othophi JM	3,000.00	3/4/2026	3/11/2026	Yes
24	Balithupu Executive Travel CC	2026 Payment of Youth Games Tournaments, position 2-Ladies Soccer, Shezi Thaidroka Nombuyisele, ward 10	1,818.84	3/4/2026	3/11/2026	Yes
25	Mathutha Trading Enterprise	Accommodation for Ndz delegates	1,500.00	3/9/2026	3/12/2026	Yes
26	KFC United FC	Construction of OSS Houses in ward 10, payment for retention, Certificate 3	3,395.00	3/11/2026	3/12/2026	Yes
27	Amaleqents	Provision of internet services for a period of 3 years-February invoice	77,613.18	3/3/2026	3/12/2026	Yes
28	KFC United FC	2026 Payment of Youth Games Tournaments, position 1-Ladies Soccer, Mbanywa Fikeleph J, ward 14	3,000.00	3/4/2026	3/12/2026	Yes
29	Amaleqents	2026 Payment of Youth Games Tournaments, position 2-Netball, Hadebe Pretiv Thabesile, ward 10	1,500.00	3/4/2026	3/12/2026	Yes
30	Amaleqents	2026 Payment of Youth Games Tournaments, position 2-Ladies Soccer, Mladiadi Zophwa, ward 14	1,500.00	3/4/2026	3/12/2026	Yes
31	Scorpion Ladies	2026 Payment of Youth Games Tournaments, position 1-Netball, Nkoxile E, ward 11	3,000.00	3/4/2026	3/12/2026	Yes
32	Zamani Ladies	2026 Payment of Youth Games Tournaments, position 1-Ladies Soccer, Ncubeo Phumzile Mcoentlia, ward 12	3,000.00	3/4/2026	3/12/2026	Yes
33	Young Stars	2026 Payment of Youth Games Tournaments, position 1-Netball, Ncubeo Lungadla, ward 09	3,000.00	3/4/2026	3/12/2026	Yes
34	Remaning 7 Team	2026 Payment of Youth Games Tournaments, position 2-Netball, Ncubeane Lunfide, ward 08	1,500.00	3/4/2026	3/12/2026	Yes
35	Codacomlen	2026 Payment of Youth Games Tournaments, position 2-Netball, Ncubeane Khululwe, ward 12	1,500.00	3/4/2026	3/12/2026	Yes
36	Killers FC	2026 Payment of Youth Games Tournaments, position 1-Male Soccer, Zandi Shingebelo, ward 11	3,000.00	3/4/2026	3/12/2026	Yes
37	Scorpion Ladies	2026 Payment of Youth Games Tournaments, position 2-Netball, Mngum Sindile, ward 09	1,500.00	3/4/2026	3/12/2026	Yes
38	Rising Star	2026 Payment of Youth Games Tournaments, position 1-Ladies Soccer, Nyembe Ncomeka Makuqub, ward 9	3,000.00	3/4/2026	3/12/2026	Yes
39	Nkwezela Ladies	2026 Payment of Youth Games Tournaments, position 1-Netball, Madaga Asemahle, ward 08	3,000.00	3/4/2026	3/12/2026	Yes
40	Fire Eaters	2026 Payment of Youth Games Tournaments, position 1-Ladies Soccer, Mqothwe Philiswa, ward 08	3,000.00	3/4/2026	3/12/2026	Yes
41	Friends of Soweto FC	2026 Payment of Youth Games Tournaments, position 2-Netball, Gubese Luyanda Malwane, ward 10	3,000.00	3/4/2026	3/12/2026	Yes
42	Isivakhula	2026 Payment of Youth Games Tournaments, position 2-Ladies Soccer, Sokhela Adhwe Amahle	1,500.00	3/4/2026	3/12/2026	Yes
43	Diphal Fruit	2026 Payment of Youth Games Tournaments, position 2-Netball, Zaca Ngobele, ward 07	1,500.00	3/4/2026	3/12/2026	Yes
44	Balithupu Executive Travel CC	Removal of waste from Himeville transfer station certificate 25 and 26	479,243.22	3/11/2026	3/12/2026	Yes
45	EnviroSury Waste Management (Pty) Ltd	Penal for commo, Creighton, Himeville Bwerve centre and parcel for portable pumps	19,604.39	3/9/2026	3/12/2026	Yes
46	Fleetside Training	Travelling for chairperson of risk management committee attending strategic planning	14,422.98	3/3/2026	3/12/2026	Yes
47	Diamini VE	2026 Payment of Youth Games Tournaments, position 1-Soccer, Njilo Y Ziyanda, ward 08	3,000.00	3/4/2026	3/12/2026	Yes
48	Cembcow JNR	2026 Payment of Youth Games Tournaments, position 2-Netball, Mlotshwa Sindokunle, ward 11	1,500.00	3/4/2026	3/12/2026	Yes
49	Pirates of The Caribbean	Supply and delivery of 6 all in one PC for Community Services Department	207,000.00	3/2/2026	3/12/2026	Yes
50	Mathutha Trading Enterprise	Reni and levy for April	7,995.20	3/3/2026	3/12/2026	Yes
51	The Parks Family Trust	Request for Brush cutters	5,000.00	3/12/2026	3/12/2026	Yes
52	Makhanya FM	Request service provider to facilitate the training of craters development for 2025/2026. This training will be based on leader work, bead work, visual art, hand work & wonderberg. 23 to 26 February 2026. Community Social Services Department				
53	Cost Effective Construction and Cleaning Services	Procurement for disaster relief 180 blankets, 180 sponges and 180 plastic sheets for Disaster Management	23,690.00	3/9/2026	3/13/2026	Yes
54	Ndu B Trading Enterprise	Request for petrol for brush cutters - Himeville Parks and open spaces	135,000.00	3/9/2026	3/13/2026	Yes
55	Fleetside Training	Request for petrol for brush cutters - Himeville Parks and open spaces	1,971.00	3/9/2026	3/13/2026	Yes
56	Balithupu Executive Travel CC	Accommodation for Mr. Taylor H	5,180.00	3/9/2026	3/13/2026	Yes





DR NKOSAZANA DLAMINI ZUMA LOCAL MUNICIPALITY		AMOUNT
HIGHEST PAID CREDITORS	DESCRIPTION	AMOUNT
SUPPLIER	DESCRIPTION	AMOUNT
1	Creighton Regional Sport Centre Phase 3 certificate 1, construction of Ndlangisa Pedestrian Bridge certificate 1, repairs and maintenance of Gravel access roads certificate 4 ward 4, 6, 10 and 15 and repairs and maintenance of Gravel access roads certificate 1 ward 2, 3, 13 and 14	2,254,891.79
2	Construction of Ekupheleni Creche certificate 1, Phosane Community Hall Certificate 8 and Phosane Community Hall Certificate 9	2,188,845.03
3	Provision of Security Services for a period of 3 years- March invoices.	2,140,534.81
4	Procurement 2 Double cab (Toyota Hilux 2.8 GD-6 Raider 4X4) for Community unit and 1 Double cab, Toyota Hilux, 4x4 for asset management unit	1,635,471.73
5	Accommodation for 6 BTO officials, Hadebe KA, Nzimande B, Ms Msimi PS, Mazibuko J, Sondazi J, PWBS Managers, Ngcobo S, Mtolo L, 27 Councillors, 1 Inkosi and 8 bodyguards, Accommodation for Mndaweni O, Accommodation for Majola T, Mchunu GK, Nxele M, Ngcobo SP, Shabalala T, Mr Radebe SA and Sondazi J, Accommodation for Sosibo J, Dlamini P, Mndaweni OB, Ngobese T, Zondi S, Khawula T, Nkandl B, Mnyandu S and Zulu L, Accommodation for Ndz delegates, Accommodation for Mr Taylor H, Accommodation for Mnxadi N, Accommodation for Ms Mchunu GK, Accommodation for Memele S, Khoza N, Mr Radebe S, Khumalo X, Majola T, Dlamini M, Mr Mngadi SV, Mbatha S, Mtolo L, Mtolo L, and Mnyandu S, Ndz Conference and Mbatha S, Accommodation for Ngcobo Ndumiso, Accommodation for Dlamini Z, Flight for Mr Wela, Flight for Ms Msimi PS, Accommodation for Mr Wela N, Mrs Nkandl B, Khawula T, Radebe SA, Ngcobo SP, Shabalala T, Nxele N, Accommodation for Mr Dlamini ZL, Mr Radebe J and Mnyandu and Accommodation for Ms Msimi PS, Mr Nzimande B, Radebe SA and Shabalala T	719,786.46
6	Removal of waste from Himeville transfer station certificate 25, removal of waste from Himeville transfer station certificate 26 and 27	719,164.17
7	Request for dust case for party box ultimate speaker case slip sleeve waterproof nylon fabric protective dust cover travel carrying case, Construction of OSS Houses in ward 11 payment for retention certificate 3, Construction of OSS Houses in ward 10, payment for retention, Certificate 3, Supply and delivery of 6 all in one PC for Community Services Department and Supply and delivery of fire fighting equipment for a period of 3 years, Community Services Department.	576,070.66
8	Construction of Jackson Street Causeway Certificate 2	504,984.96
9	Tuition, accommodation and meals for Myende Nomonde, Phoswa Amahle and Kwela Asiphile. REFERENCE 8061001	431,946.00
10	External audit fees for Mwandla F, Mpungose S, Lutchman R, Njisane M and Buthelezi M-February 2026 invoice.	398,546.99
<b>Total Amount</b>		<b>11,570,242.60</b>
Prepared: N.R. Dlamini		
Signature: 		
Reviewed by: MP Mtungwa 		

**DR NKOSAZANA DLAMINI ZUMA LOCAL MUNICIPALITY  
REPORT FOR CREDITORS PAID WITHIN 30 DAYS**

Months	Number of Payr	COMPLIED	NOT COMPLIED	PERCENTAGE
March	141	141	0	100%

Prepared by: NR Dlamini

Signature:  \_\_\_\_\_

Review by: MP Mtungwa

Signature:  \_\_\_\_\_

DR NKOSAZANA DLAMINI ZUMA LOCAL MUNICIPALITY  
 REPORT FOR CREDITORS PAID WITHIN 30 DAYS IN THE 3ND QUARTER

Months	Number of Payments	COMPLIED	NOT COMPLIED	PERCENTAGE
January	90	90	0	100%
February	99	99	0	100%
March	141	141	0	100%

Prepared by: NR Dlamini

Signature:  \_\_\_\_\_

Review by: MP Mtungwa

Signature:  \_\_\_\_\_

FREE BASIC ELECTRICITY

FOR

March 2026

MUNIC_CODE	TOWNSHIP	SA ID	NAME	ADDRESS1	AMP	LINCLAIM	NBLK	NBKWH	UKL	CLAIM	FVAT	RA	CLAIME	CLAIM
KZ436	67PAU	AMAKUZA	5012143415	MBANJWA ZIBALELE	PAU13H15	20	Mar-26	1	50	2.1943	15	109.72	16.46	126.17
KZ436	67SMR	STEPMORE	5044765394	NDLOVU MTHABISENI	SMR20002	20	Mar-26	1	50	2.1943	15	109.72	16.46	126.17
KZ436	67PNW	NKOTHWENI	5077117859	INGOZA LULU LILIAN	PNW13H3	20	Mar-26	1	50	2.1943	15	109.72	16.46	126.17
KZ436	67PSK	SOKHELA S1	5088942418	STHOLE NOMUSA	PSK1H20	20	Mar-26	1	50	2.1943	15	109.72	16.46	126.17
KZ436	67PSK	SOKHELA S1	5114138635	ZUMA AGNES	PSK3H4	20	Mar-26	1	50	2.1943	15	109.72	16.46	126.17
KZ436	67PAU	AMAKUZA	5114460347	DLAMINI LINGEKILE SITHEMBILE	PAU52H6	20	Mar-26	1	50	2.1943	15	109.72	16.46	126.17
KZ436	67PAU	AMAKUZA	51144923117	DLAMINI LINGISANI MLUNGISI	PAU52H7	20	Mar-26	1	50	2.1943	15	109.72	16.46	126.17
KZ436	67PAU	AMAKUZA	5115198340	PHUNGULA ANNAOLETA BUSISWE	PAU52H8	20	Mar-26	1	50	2.1943	15	109.72	16.46	126.17
KZ436	67PAU	AMAKUZA	5128347431	DLAMINI NOMPEMELELO	PAU52H11	20	Mar-26	1	50	2.1943	15	109.72	16.46	126.17
KZ436	67PSK	SOKHELA S1	5134235281	MADIBA BONAKHE	PSK4H7	20	Mar-26	1	50	2.1943	15	109.72	16.46	126.17
KZ436	67SMR	STEPMORE	5151069816	MOLEFE MAVIS MAKATSHENG	SMR16H48	20	Mar-26	1	50	2.1943	15	109.72	16.46	126.17
KZ436	67PMT	MQATSHENI	5153872731	NTULI SBOINGILE MARY JANE	PMT25H25	20	Mar-26	1	50	2.1943	15	109.72	16.46	126.17
KZ436	HIM	HIMEVILLE	5164764778	DUMA ESTHER BALISWA	KRN UP DATED	20	Mar-26	1	50	2.1943	15	109.72	16.46	126.17
KZ436	67PHB	HLABENI	5168050159	PHOSWA ZAMAGUGU	PHB13H49	20	Mar-26	1	50	2.1943	15	109.72	16.46	126.17
KZ436	67PSK	SOKHELA S1	5188835020	JILI BHEKOKWAKHE	PSK6H5	20	Mar-26	1	50	2.1943	15	109.72	16.46	126.17
KZ436	67PAU	AMAKUZA	5196723286	CHAGWE NONHLANHLA	PAU19H17	20	Mar-26	1	50	2.1943	15	109.72	16.46	126.17
KZ436	E	ENKELEBANTW	5204212809	SHOBA MFANO	SSE36H3	20	Mar-26	1	50	2.1943	15	109.72	16.46	126.17
KZ436	E	ENKELEBANTW	5208804195	DLAMINI BONISWE ERONICA	SSE36H4	20	Mar-26	1	50	2.1943	15	109.72	16.46	126.17
KZ436	67PAU	AMAKUZA	5221376500	SHEZI SIPHO CORNELIUS	PAU58H5	20	Mar-26	1	50	2.1943	15	109.72	16.46	126.17
KZ436	67PAU	AMAKUZA	5234316557	PHUNGULA THEMBISILE SIBUNTULU	PAU58H7	20	Mar-26	1	50	2.1943	15	109.72	16.46	126.17
KZ436	67PAU	AMAKUZA	5247957885	PAKISI THANDIWE ANTONIA	PAU58H7	20	Mar-26	1	50	2.1943	15	109.72	16.46	126.17
KZ436	67HLA	HLANGANANI	5281396510	DUMA ZIPHATHHELE	HLA21H353	20	Mar-26	1	50	2.1943	15	109.72	16.46	126.17
KZ436	67PBT	BETHLEHEM	5286089597	MTHEMBU BAJABULILE GLADYS	PBT8H30 BETH	60	Mar-26	1	50	2.1943	15	109.72	16.46	126.17
KZ436	67PAU	AMAKUZA	5287739909	TSHAPHA HONEY SELLY	PAU5H23	20	Mar-26	1	50	2.1943	15	109.72	16.46	126.17
KZ436	67PAU	AMAKUZA	5289104401	SIBETHA JALISILE DORIS	PAU13H7	20	Mar-26	1	50	2.1943	15	109.72	16.46	126.17
KZ436	67PAU	AMAKUZA	5291650509	SITHOLE THOLAKELE THEODORA	PAU19H27 DWE	60	Mar-26	1	50	2.1943	15	109.72	16.46	126.17
KZ436	67JTN	JUNCTION ELEC	5310795208	GAMBI ANNATORIA	JTN1H8	20	Mar-26	1	50	2.1943	15	109.72	16.46	126.17
KZ436	67JTN	JUNCTION ELEC	5316522334	DLAMINI DUDUZILE	JTN1H12	20	Mar-26	1	50	2.1943	15	109.72	16.46	126.17
KZ436	67JTN	JUNCTION ELEC	5333874720	MDLADLA BINONO	JTN1H28	20	Mar-26	1	50	2.1943	15	109.72	16.46	126.17
KZ436	67PSK	SOKHELA S1	5338764396	MBHATHA BENGAZI	PSK9H6	20	Mar-26	1	50	2.1943	15	109.72	16.46	126.17
KZ436	67SMR	STEPMORE	5346291384	MOSEYA GORDON	SMR8H43	20	Mar-26	1	50	2.1943	15	109.72	16.46	126.17
KZ436	E	ENKELEBANTW	5385622054	MLITWA ISREAL	SSE36H12	20	Mar-26	1	50	2.1943	15	109.72	16.46	126.17
KZ436	67SMR	STEPMORE	5394601852	MNCWABE TOEKILE	SMR16042	20	Mar-26	1	50	2.1943	15	109.72	16.46	126.17
KZ436	67JTN	JUNCTION ELEC	5438986250	MEMELA ZITHEMBANI	JTN5H12	20	Mar-26	1	50	2.1943	15	109.72	16.46	126.17
KZ436	NK	NKUMBA	5446862817	NXELE PHILANI	SSE010002	20	Mar-26	1	50	2.1943	15	109.72	16.46	126.17
KZ436	67SMR	STEPMORE	5447424007	NDLOVU NTSEPISENG	SMR26007	20	Mar-26	1	50	2.1943	15	109.72	16.46	126.17
KZ436	67PAU	AMAKUZA	5462332422	SABELA DUMALILE	PAU122H07	20	Mar-26	1	50	2.1943	15	109.72	16.46	126.17
KZ436	67HLA	HLANGANANI	5464561589	KUNENE LINGANI MILDRED	HLA52H21	20	Mar-26	1	50	2.1943	15	109.72	16.46	126.17
KZ436	67PAU	AMAKUZA	5467290857	JAMA NOKULUNGA	PAU49H206	20	Mar-26	1	50	2.1943	15	109.72	16.46	126.17
KZ436	67PAU	AMAKUZA	5495250303	SOSIBO NOMAGCINO	PAU12H231	20	Mar-26	1	50	2.1943	15	109.72	16.46	126.17
KZ436	E	ENKELEBANTW	5506944350	DLAMINI KHOHLWANGEZAKHE	SSE024005	60	Mar-26	1	50	2.1943	15	109.72	16.46	126.17
KZ436	HIM	HIMEVILLE	5522958064	DLAMINI NOMAZULU	HIM13015	20	Mar-26	1	50	2.1943	15	109.72	16.46	126.17
KZ436	HIM	STEPMORE	5549528501	MBANJWA ZISHU	HIM13078	20	Mar-26	1	50	2.1943	15	109.72	16.46	126.17
KZ436	67SMR	STEPMORE	5575029206	DLAMINI ANAASTASIA	STB012020	20	Mar-26	1	50	2.1943	15	109.72	16.46	126.17
KZ436	67HLA	HLANGANANI	5591866076	KHUBONI SUKANI WILBROAD	HLA28H48	20	Mar-26	1	50	2.1943	15	109.72	16.46	126.17
KZ436	67PAU	AMAKUZA	5591677710	PHUNGULA NOSIPHO	PAU13H232	20	Mar-26	1	50	2.1943	15	109.72	16.46	126.17
KZ436	67HLA	HLANGANANI	5592708996	MTOLO MBANANI	HLA30H13	20	Mar-26	1	50	2.1943	15	109.72	16.46	126.17
KZ436	67HLA	HLANGANANI	5592816930	DLAMINI SINDISWA	HLA31H17	20	Mar-26	1	50	2.1943	15	109.72	16.46	126.17
KZ436	67HLA	HLANGANANI	5594500743	DLAMINI MFUNDISI KAIZER	HLA47H7	20	Mar-26	1	50	2.1943	15	109.72	16.46	126.17
KZ436	67HLA	HLANGANANI	5594935784	LANGA LUNGELENI	HLA52H5	20	Mar-26	1	50	2.1943	15	109.72	16.46	126.17
KZ436	67HLA	HLANGANANI	5595597445	SHEZI ROBERT	HLA53H1	20	Mar-26	1	50	2.1943	15	109.72	16.46	126.17
KZ436	67HLA	HLANGANANI	5595830295	LANGA CYNTHIA	HLA55H8	20	Mar-26	1	50	2.1943	15	109.72	16.46	126.17
KZ436	67HLA	HLANGANANI	5596194077	LANGA THANDIWE ALBERTINA	HLA56H3	20	Mar-26	1	50	2.1943	15	109.72	16.46	126.17
KZ436	67HLA	HLANGANANI	5597536792	MBANJWA CATHERINA	HLA51H8	20	Mar-26	1	50	2.1943	15	109.72	16.46	126.17
KZ436	67HLA	HLANGANANI	5599763416	NZIMANDE SIPHO	HLA54H6	20	Mar-26	1	50	2.1943	15	109.72	16.46	126.17
KZ436	67HLA	HLANGANANI	5600191899	MBANJWA BHULABHULA	HLA43H21	20	Mar-26	1	50	2.1943	15	109.72	16.46	126.17
KZ436	67PMT	MQATSHENI	5611573227	SOSIBO BAQIPHILE	PMT17H18	20	Mar-26	1	50	2.1943	15	109.72	16.46	126.17

KZ436	67PMT	MQATSHENI	5615488349	MIYA BUSISIWE	PMT17H20	20	Mar-26	1	50	2.1943	15	109.72	16.46	126.17
KZ436	67PNM	NOMANDLOVU	5629963203	MADIYA NOKWANDA RITTA	PSK4H2 SOKHE	60	Mar-26	1	50	2.1943	15	109.72	16.46	126.17
KZ436	NK	NKUMBA	5646897785	DLAMINI G	NK9H6	60	Mar-26	1	50	2.1943	15	109.72	16.46	126.17
KZ436	67PAU	AMAKUZA	5680918498	XOLO PHINDILE MAUREEN	PAU52H200	20	Mar-26	1	50	2.1943	15	109.72	16.46	126.17
KZ436	67PMT	MQATSHENI	5704310857	MOLEFE MAKHESHE TRYIZA	PMT8H13	60	Mar-26	1	50	2.1943	15	109.72	16.46	126.17
KZ436	E	ENKELEBANTW	5729574252	DLAMINI T	E0084	60	Mar-26	1	50	2.1943	15	109.72	16.46	126.17
KZ436	67HLA	HLANGANANI	5738626008	BEKWA NOMAHELA	HLA20138	20	Mar-26	1	50	2.1943	15	109.72	16.46	126.17
KZ436	67RCTR	CREIGHTON PR	5751851370	MTOLO ETHEL DUDUZILE	RCTR10154	20	Mar-26	1	50	2.1943	15	109.72	16.46	126.17
KZ436	67PMT	MQATSHENI	5755213815	DLADLA MHLABUNZIMA	HLA20427	20	Mar-26	1	50	2.1943	15	109.72	16.46	126.17
KZ436	E	ENKELEBANTW	5776811089	MSOMI ZANDILE	PMT13H2	60	Mar-26	1	50	2.1943	15	109.72	16.46	126.17
KZ436	67PMT	MQATSHENI	5778884045	BELE THEMBILE MAUREEN	SSE11H179	60	Mar-26	1	50	2.1943	15	109.72	16.46	126.17
KZ436	67PMT	MQATSHENI	5830472725	DLAMINI SKHUMBULO	PMT14H10	20	Mar-26	1	50	2.1943	15	109.72	16.46	126.17
KZ436	67HLA	HLANGANANI	5837595317	SIKHAHANE MBONGISENI	HLA19341	20	Mar-26	1	50	2.1943	15	109.72	16.46	126.17
KZ436	67PMT	MQATSHENI	5849119869	MKHIZE MBUTU	PMT15H7	20	Mar-26	1	50	2.1943	15	109.72	16.46	126.17
KZ436	67PBL	BULWER LOW C	5860188992	DLAMINI NOMZAMO	PBL2 H19	20	Mar-26	1	50	2.1943	15	109.72	16.46	126.17
KZ436	67PDY	DONNYBROOKE	5878530423	GOALEKA DAVID	PDY4H27	20	Mar-26	1	50	2.1943	15	109.72	16.46	126.17
KZ436	67PMT	MQATSHENI	5883600948	MKHIZE THUTHURANI	PMT15H12	20	Mar-26	1	50	2.1943	15	109.72	16.46	126.17
KZ436	67PMT	MQATSHENI	5888506855	ZONDI VUYISILE	PMT15H14	20	Mar-26	1	50	2.1943	15	109.72	16.46	126.17
KZ436	67PBL	BULWER LOW C	5919493147	NKOSI BONGINKOSI	PBL2H32	20	Mar-26	1	50	2.1943	15	109.72	16.46	126.17
KZ436	67PMT	MQATSHENI	5926565166	ZONDI PHEWANA	PMT15H19	20	Mar-26	1	50	2.1943	15	109.72	16.46	126.17
KZ436	67PMT	MQATSHENI	5926565166	ZONDI PHEWANA	PMT15H19	20	Mar-26	1	50	2.1943	15	109.72	16.46	126.17
KZ436	NZ	NKWEZELE	5938510858	MIYA LIZI	PMT3H8	20	Mar-26	1	50	2.1943	15	109.72	16.46	126.17
KZ436	67HLA	HLANGANANI	5954342636	MIYA NOMUSA CONSTANCE	SNK108H77A	20	Mar-26	1	50	2.1943	15	109.72	16.46	126.17
KZ436	67PAU	AMAKUZA	6016805705	JAMA BHOSIKI LEONARD	PAU2H5	20	Mar-26	1	50	2.1943	15	109.72	16.46	126.17
KZ436	67PNM	NOMANDLOVU	6018065780	MEMELA LINDENI	PNM53H6	20	Mar-26	1	50	2.1943	15	109.72	16.46	126.17
KZ436	67PAU	AMAKUZA	6069362470	ZONDI MAVIS QONDEKILE	PAU7H2	20	Mar-26	1	50	2.1943	15	109.72	16.46	126.17
KZ436	UND	UNDERBERG	6074641737	SHEZI SYDNEY MHLengi	UNB25H54	60	Mar-26	1	50	2.1943	15	109.72	16.46	126.17
KZ436	NZ	NKWEZELE	6132525195	SHEZI SIDUDLA ENMERENCIA	ENZ03704	20	Mar-26	1	50	2.1943	15	109.72	16.46	126.17
KZ436	67PAU	AMAKUZA	6132683816	MNGUNI SAZIO BERNARD	PAU34H7	20	Mar-26	1	50	2.1943	15	109.72	16.46	126.17
KZ436	67PAU	AMAKUZA	6142280695	MNGUNI LINDOKUHLE PRINCE	PAU34H9	20	Mar-26	1	50	2.1943	15	109.72	16.46	126.17
KZ436	NZ	NKWEZELE	6149441748	MTAKA DJMAZILE ELIZABETH	SNK016031	20	Mar-26	1	50	2.1943	15	109.72	16.46	126.17
KZ436	67PAU	AMAKUZA	6151037112	SHEZI ANASTASIA NCAMISILE	PAU46H18	20	Mar-26	1	50	2.1943	15	109.72	16.46	126.17
KZ436	E	ENKELEBANTW	6154931988	DLADLA C	E0213	60	Mar-26	1	50	2.1943	15	109.72	16.46	126.17
KZ436	67PMT	MQATSHENI	6184452768	NDOLOVU BONISWE	PMT35H1 MQA	60	Mar-26	1	50	2.1943	15	109.72	16.46	126.17
KZ436	67PAU	AMAKUZA	6206605358	DLAMINI HLENGIWE	PAU56H1	20	Mar-26	1	50	2.1943	15	109.72	16.46	126.17
KZ436	67PHB	HLABENI	6231850871	MIYA BUSISIWE	PMB016011	20	Mar-26	1	50	2.1943	15	109.72	16.46	126.17
KZ436	67PHB	HLABENI	6256053761	NALA MQOYIF	PMB10H118	20	Mar-26	1	50	2.1943	15	109.72	16.46	126.17
KZ436	67PAU	AMAKUZA	6283705288	PHUNGULA BALUNGILE ELSIE	PAU56H17	20	Mar-26	1	50	2.1943	15	109.72	16.46	126.17
KZ436	67PMT	MQATSHENI	6289327766	DUMA KHUPHUKILE	PMT20H16	20	Mar-26	1	50	2.1943	15	109.72	16.46	126.17
KZ436	67PMT	MQATSHENI	6291138060	NGCOBO ELLUNA	PMT20H17	20	Mar-26	1	50	2.1943	15	109.72	16.46	126.17
KZ436	67PAU	AMAKUZA	6297687441	DLAMINI BANDILE ANGELDA	PAU56H19	20	Mar-26	1	50	2.1943	15	109.72	16.46	126.17
KZ436	67PBL	BULWER LOW C	6317663966	MCHUNU NOMAKHISIMISI	PBL4H16	20	Mar-26	1	50	2.1943	15	109.72	16.46	126.17
KZ436	67SMR	STEPMORE	6324234852	MKHIZE PATRICK SIZWE	SMR007001 STI	60	Mar-26	1	50	2.1943	15	109.72	16.46	126.17
KZ436	67PMT	MQATSHENI	6332135202	MVUNDLA NOMPUMELELO	PMT21H5	20	Mar-26	1	50	2.1943	15	109.72	16.46	126.17
KZ436	67PMT	MQATSHENI	6335130505	HLANGU THOLAKELE	PMT21H7	20	Mar-26	1	50	2.1943	15	109.72	16.46	126.17
KZ436	67PMT	MQATSHENI	6340335066	BHENGU BASOLILE	PMT21H12	20	Mar-26	1	50	2.1943	15	109.72	16.46	126.17
KZ436	67PAU	AMAKUZA	6342482768	MTHEMBO SINIKI	PAU115H05	20	Mar-26	1	50	2.1943	15	109.72	16.46	126.17
KZ436	67PMT	MQATSHENI	6354429074	MIYA NOLWAZI	PMT21H18	20	Mar-26	1	50	2.1943	15	109.72	16.46	126.17
KZ436	67PAU	AMAKUZA	6360450421	NZIMANDE JABULILE	PAU117H13	20	Mar-26	1	50	2.1943	15	109.72	16.46	126.17
KZ436	67PAU	AMAKUZA	6362762817	NZIMANDE SITHEMBISO	PAU117H14	20	Mar-26	1	50	2.1943	15	109.72	16.46	126.17
KZ436	67PMT	MQATSHENI	6385664364	LUSWAZI THIBILE	PMT22H7	20	Mar-26	1	50	2.1943	15	109.72	16.46	126.17
KZ436	67RCTR	CREIGHTON PR	6387079370	HADEBE MILDRED	RCTR10166	20	Mar-26	1	50	2.1943	15	109.72	16.46	126.17
KZ436	67PAU	AMAKUZA	6387196688	SHEZI TULE	PAU120H10	20	Mar-26	1	50	2.1943	15	109.72	16.46	126.17
KZ436	67PMT	MQATSHENI	6388506319	SHEZI MZIMBILI	PMT22H8	20	Mar-26	1	50	2.1943	15	109.72	16.46	126.17
KZ436	67PAU	AMAKUZA	6390110503	MIYA THOLWAPHI	PAU60H12	20	Mar-26	1	50	2.1943	15	109.72	16.46	126.17
KZ436	E	ENKELEBANTW	6394910170	KHUBONI B	E0194	60	Mar-26	1	50	2.1943	15	109.72	16.46	126.17
KZ436	67PAU	AMAKUZA	6411706334	IMNYOSI NGENZENI GENEROSA	PAU60H16	20	Mar-26	1	50	2.1943	15	109.72	16.46	126.17
KZ436	67PHB	HLABENI	6421666611	IMBATHA BONGANI	PHB021008	20	Mar-26	1	50	2.1943	15	109.72	16.46	126.17

KZ436	67PMT	MQATSHENI	6442776191	CHAOWE AUDREW	PMT23H6	20	Mar-26	1	50	2.1943	15	109.72	16.46	126.17
KZ436	67PMT	MQATSHENI	6459863038	MKWENA MBALEKELWA PHILLIP	PMT23H13	20	Mar-26	1	50	2.1943	15	109.72	16.46	126.17
KZ436	67PMT	MQATSHENI	6479611109	DUMA LUCKY	PMT24H3	20	Mar-26	1	50	2.1943	15	109.72	16.46	126.17
KZ436	67SIZ	SIZANENJANA H	6487388979	KHENISA ZIBUYILE ANNATORIA	SIZ1H12	20	Mar-26	1	50	2.1943	15	109.72	16.46	126.17
KZ436	67PMT	MQATSHENI	6492699451	MJWARA BONGANI	PMT24H5	20	Mar-26	1	50	2.1943	15	109.72	16.46	126.17
KZ436	67HLA	HLANGANANI	6498877956	MIYA SEBENZANI	HLA20131	20	Mar-26	1	50	2.1943	15	109.72	16.46	126.17
KZ436	67PMT	MQATSHENI	6501474134	FUNDA PATRIC BERTAN	PMT3H38	20	Mar-26	1	50	2.1943	15	109.72	16.46	126.17
KZ436	67SIZ	SIZANENJANA H	6505412969	KHANISA BAJABISE GIRLIE	SIZ1H16	20	Mar-26	1	50	2.1943	15	109.72	16.46	126.17
KZ436	67SIZ	SIZANENJANA H	6510135407	KHENISA RICHARD MTHOKOZISI	SIZ1H17	20	Mar-26	1	50	2.1943	15	109.72	16.46	126.17
KZ436	67HLA	HLANGANANI	6532012123	CHIYA MDUDUZI	HLA20513	20	Mar-26	1	50	2.1943	15	109.72	16.46	126.17
KZ436	67PMT	MQATSHENI	6544287213	MEMELA SYLVIA	HLA19314	20	Mar-26	1	50	2.1943	15	109.72	16.46	126.17
KZ436	67PMT	MQATSHENI	6555184475	MBINGWA BONAKELE	PMT25H6	20	Mar-26	1	50	2.1943	15	109.72	16.46	126.17
KZ436	67PMT	MQATSHENI	6557657056	MBONGWA DELI	PMT25H7	20	Mar-26	1	50	2.1943	15	109.72	16.46	126.17
KZ436	67SMR	STEPMORE	6624557944	MOTLOUNG SEKUTU	SMR15007	20	Mar-26	1	50	2.1943	15	109.72	16.46	126.17
KZ436	67PBL	BULWER LOW C	6636295067	SHELEMBE NONHLANHLA	PBL5H30	20	Mar-26	1	50	2.1943	15	109.72	16.46	126.17
KZ436	UND	UNDERBERG	6653097180	NDLOVU JOHNSON	UNB25035	20	Mar-26	1	50	2.1943	15	109.72	16.46	126.17
KZ436	67HLA	HLANGANANI	6658230113	MBANJWA NOZAMANI MARIA	HLA49H5	20	Mar-26	1	50	2.1943	15	109.72	16.46	126.17
KZ436	67PAU	AMAKUZA	6669662119	MJWARA NOTHANDO PRUDENCE	PAU169H100	20	Mar-26	1	50	2.1943	15	109.72	16.46	126.17
KZ436	67DNB	DONNYBROOK	6666892427	DLAMINI NONHLANHLA NTOMBI	PSK9H22	20	Mar-26	1	50	2.1943	15	109.72	16.46	126.17
KZ436	67PAU	AMAKUZA	6692620026	DLAMINI NOKWAZI VERONICA	PAU57H101	20	Mar-26	1	50	2.1943	15	109.72	16.46	126.17
KZ436	67PPL	PITELA	6710267198	DLANGISA NOMBAGASANE	PPL2H3	20	Mar-26	1	50	2.1943	15	109.72	16.46	126.17
KZ436	67PMT	MQATSHENI	6734185809	MAJOZI VIRGINIA	PMT28H17	20	Mar-26	1	50	2.1943	15	109.72	16.46	126.17
KZ436	67HLA	HLANGANANI	6738528015	NZIMANDE LINDELEZI	HLA23H6	20	Mar-26	1	50	2.1943	15	109.72	16.46	126.17
KZ436	67HLA	HLANGANANI	6742448318	NZIMANDE FRANCIS	HLA23H12	20	Mar-26	1	50	2.1943	15	109.72	16.46	126.17
KZ436	67HLA	HLANGANANI	6745483544	LANGA SINDY PROTASIA	HLA23H14	20	Mar-26	1	50	2.1943	15	109.72	16.46	126.17
KZ436	67HLA	HLANGANANI	6749589095	DLUNGWANE TIBHI DESOLERIA	HLA23H15	20	Mar-26	1	50	2.1943	15	109.72	16.46	126.17
KZ436	67PMT	MQATSHENI	6767389045	DLAMINI MICHEAL	HLA23H36	20	Mar-26	1	50	2.1943	15	109.72	16.46	126.17
KZ436	67PMT	MQATSHENI	6775050556	MNCABE THEMINKOSI	PMT29H6	20	Mar-26	1	50	2.1943	15	109.72	16.46	126.17
KZ436	HIM	HIMEVILLE	6775387694	NGCOBO DUDUZILE	HIM13040	20	Mar-26	1	50	2.1943	15	109.72	16.46	126.17
KZ436	67HLA	HLANGANANI	6779610647	MADUNA VENANTIA SIMANGELE	HLA25H5	20	Mar-26	1	50	2.1943	15	109.72	16.46	126.17
KZ436	67PAU	AMAKUZA	6780753136	MADKIZELA YUMANI	PAU134H19	20	Mar-26	1	50	2.1943	15	109.72	16.46	126.17
KZ436	67HLA	HLANGANANI	6790152751	DLAMINI ELIZABETH NTOMBI	HLA25H12	20	Mar-26	1	50	2.1943	15	109.72	16.46	126.17
KZ436	67HLA	HLANGANANI	6790362920	DLUNGWANE MTHANDENI SKHANYISI	HLA25H13	20	Mar-26	1	50	2.1943	15	109.72	16.46	126.17
KZ436	67HLA	HLANGANANI	6794108934	LANGA FISANI	HLA28H4	20	Mar-26	1	50	2.1943	15	109.72	16.46	126.17
KZ436	67PMT	MQATSHENI	6807995312	MAJOZI THENJAJWE	PMT29H14	20	Mar-26	1	50	2.1943	15	109.72	16.46	126.17
KZ436	67HLA	HLANGANANI	6816742250	ZONDI BENGAZI HOMISTAH	HLA27H7	20	Mar-26	1	50	2.1943	15	109.72	16.46	126.17
KZ436	67HLA	HLANGANANI	6819434194	NZIMANDE FISIWE GRACIA	HLA27H8	20	Mar-26	1	50	2.1943	15	109.72	16.46	126.17
KZ436	67HLA	HLANGANANI	6824167624	GAMEDO KHETHIWE EUNICE	HLA27H14	20	Mar-26	1	50	2.1943	15	109.72	16.46	126.17
KZ436	67PMT	MQATSHENI	6834822221	NGUBO MBOKODO	HLA19226	20	Mar-26	1	50	2.1943	15	109.72	16.46	126.17
KZ436	67PMT	MQATSHENI	6835676032	MAKATINI THEMINKOSI	PMT29H24	20	Mar-26	1	50	2.1943	15	109.72	16.46	126.17
KZ436	67HLA	HLANGANANI	6850234305	MBANJWA BENZELENI THEMIBENI	HLA28H24	20	Mar-26	1	50	2.1943	15	109.72	16.46	126.17
KZ436	67PMT	MQATSHENI	6859345796	MAJOZI JOHNSON SIBUSISO	PMT30H6	20	Mar-26	1	50	2.1943	15	109.72	16.46	126.17
KZ436	67HLA	HLANGANANI	6859482846	GCABA THOLAKALE	HLA28H36	20	Mar-26	1	50	2.1943	15	109.72	16.46	126.17
KZ436	67HLA	HLANGANANI	6870770802	NZIMANDE BONGINKOSI	HLA30H5	20	Mar-26	1	50	2.1943	15	109.72	16.46	126.17
KZ436	67HLA	HLANGANANI	6871284161	CELE J	HLA1980328 RF	20	Mar-26	1	50	2.1943	15	109.72	16.46	126.17
KZ436	UND	UNDERBERG	6874466407	SHEZI BUKANI	UNB25056	20	Mar-26	1	50	2.1943	15	109.72	16.46	126.17
KZ436	67PMT	MQATSHENI	6881848808	MEMELA GLAYS	PMT30H10	20	Mar-26	1	50	2.1943	15	109.72	16.46	126.17
KZ436	67PAU	AMAKUZA	6883884645	NTOMBIFIKILE MTHEMBU	PAU129H3	20	Mar-26	1	50	2.1943	15	109.72	16.46	126.17
KZ436	67PAU	AMAKUZA	6886208949	THENGANE HADEBE	PAU129H14	20	Mar-26	1	50	2.1943	15	109.72	16.46	126.17
KZ436	67PAU	AMAKUZA	6887289738	BUYISWE DLAMINI	PAU129H21	20	Mar-26	1	50	2.1943	15	109.72	16.46	126.17
KZ436	67PAU	AMAKUZA	6889010230	GOINU MAZEDALA	PAU129H29	20	Mar-26	1	50	2.1943	15	109.72	16.46	126.17
KZ436	67PAU	AMAKUZA	6889334082	KHOLISILE SHOBA	PAU129H30	20	Mar-26	1	50	2.1943	15	109.72	16.46	126.17
KZ436	67PMT	MQATSHENI	6890637195	NGCOBO NOMASANI	PMT30H14	20	Mar-26	1	50	2.1943	15	109.72	16.46	126.17
KZ436	67PMT	MQATSHENI	6894610299	NDLOVU THOLAKALE FRIEDAH	PMT30H15 MQA	20	Mar-26	1	50	2.1943	15	109.72	16.46	126.17
KZ436	67HLA	HLANGANANI	6897080987	NZIMANDE ZINCANYANA PETRONELLI	HLA31H3	20	Mar-26	1	50	2.1943	15	109.72	16.46	126.17
KZ436	67HLA	HLANGANANI	6903747340	DLAMINI ZAMMALETHU	HLA31H15	20	Mar-26	1	50	2.1943	15	109.72	16.46	126.17
KZ436	67PMT	MQATSHENI	6904376829	NGCOBO SITHEMBISO	PMT31H2	20	Mar-26	1	50	2.1943	15	109.72	16.46	126.17
KZ436	NZ	NKWEZELE	6908244581	CEKWANA CYNTHESIA BUKIWE	SNK064040	20	Mar-26	1	50	2.1943	15	109.72	16.46	126.17
KZ436	67SIZ	SIZANENJANA H	6908385582	ZONDO THYLWENI FLORENCIA	SIZ9H36	20	Mar-26	1	50	2.1943	15	109.72	16.46	126.17

KZ436	67PMT	MQATSHENI	6910277665	LLUSWAZI THOBEKA	PMT31H4	20	Mar-26	1	50	2.1943	15	109.72	16.46	126.17
KZ436	67HLA	HLANGANANI	6916552377	NZIMANDE BHEKA MOSES	HLA31H30	20	Mar-26	1	50	2.1943	15	109.72	16.46	126.17
KZ436	67HLA	HLANGANANI	6918215967	DLAMINI CONSTANCE	HLA31H39	20	Mar-26	1	50	2.1943	15	109.72	16.46	126.17
KZ436	67HLA	HLANGANANI	6920434579	ZONDI SITEMBISO GRACE	HLA32H1	20	Mar-26	1	50	2.1943	15	109.72	16.46	126.17
KZ436	67HLA	HLANGANANI	6922556903	DLAMINI FNMIELLA	HLA32H4	20	Mar-26	1	50	2.1943	15	109.72	16.46	126.17
KZ436	67HLA	HLANGANANI	6927026751	XABA MATHOBI	HLA32H8	20	Mar-26	1	50	2.1943	15	109.72	16.46	126.17
KZ436	67HLA	HLANGANANI	6927240077	KHUBONE MELISWE	HLA32H10	20	Mar-26	1	50	2.1943	15	109.72	16.46	126.17
KZ436	67HLA	HLANGANANI	6929730662	DLAMINI ZANELE	HLA32H12	20	Mar-26	1	50	2.1943	15	109.72	16.46	126.17
KZ436	67PMT	MQATSHENI	6933289276	NAKALIBI MAKATSO	PMT31H11	20	Mar-26	1	50	2.1943	15	109.72	16.46	126.17
KZ436	67HLA	HLANGANANI	6934365293	KHUBONE ZANDILE	HLA32H13	20	Mar-26	1	50	2.1943	15	109.72	16.46	126.17
KZ436	67SIZ	SIZANENJANA H	6942400527	MKHULISI ZILINDILE MARTHA	SIZ10H7	20	Mar-26	1	50	2.1943	15	109.72	16.46	126.17
KZ436	67HLA	HLANGANANI	6945447799	MJANUWA NOMAVIYO	HLA32H25	20	Mar-26	1	50	2.1943	15	109.72	16.46	126.17
KZ436	67RCTR	CREIGHTON PR	6950894726	SCHALKWYK JOHN CORNELIUS	RCTR5H5 LOT 5	60	Mar-26	1	50	2.1943	15	109.72	16.46	126.17
KZ436	67HLA	HLANGANANI	6955888345	BHENGU MDUNAYENZANU	HLA35H7	20	Mar-26	1	50	2.1943	15	109.72	16.46	126.17
KZ436	67SIZ	SIZANENJANA H	6962085391	DLAMINI MZUNGEZWA	HLA35H11	20	Mar-26	1	50	2.1943	15	109.72	16.46	126.17
KZ436	67SIZ	SIZANENJANA H	6969240586	GEBASHE FUNEYAKHE PHILLIOS	SIZ10H20	20	Mar-26	1	50	2.1943	15	109.72	16.46	126.17
KZ436	HIM	HIMEVILLE	6974222647	CHAGWE THULELENI	HIM13055	20	Mar-26	1	50	2.1943	15	109.72	16.46	126.17
KZ436	67PMT	MQATSHENI	6982590362	MAJOZI ZAKITHI	PMT23H4	20	Mar-26	1	50	2.1943	15	109.72	16.46	126.17
KZ436	67HLA	HLANGANANI	6987498294	NZIMANDE PATRIC	HLA37H2	20	Mar-26	1	50	2.1943	15	109.72	16.46	126.17
KZ436	67PEV	PEVENSY	6989236536	ZULU THENGANI	PEV06003	20	Mar-26	1	50	2.1943	15	109.72	16.46	126.17
KZ436	67HLA	HLANGANANI	6989667915	DLAMINI MANDLA	HLA37H9	20	Mar-26	1	50	2.1943	15	109.72	16.46	126.17
KZ436	67PSC	SUN CITY	6990796213	DUMAKUDE SANOLA ANDREAS	PSC17H4	20	Mar-26	1	50	2.1943	15	109.72	16.46	126.17
KZ436	HIM	HIMEVILLE	7004044735	NGCOBO LINDENI	HIM13095 STAN	20	Mar-26	1	50	2.1943	15	109.72	16.46	126.17
KZ436	67HLA	HLANGANANI	7004634111	MVELASE NOKUTHULA CYNTHIA	HLA40H10	20	Mar-26	1	50	2.1943	15	109.72	16.46	126.17
KZ436	67HLA	HLANGANANI	7005419533	MBANUWA MZIBENI MZWEWENKOSI	HLA41H1	20	Mar-26	1	50	2.1943	15	109.72	16.46	126.17
KZ436	67PQA	MAHWAQA	7015089438	NGUBO JEFFERY	PEV16H42	20	Mar-26	1	50	2.1943	15	109.72	16.46	126.17
KZ436	67PQA	MAHWAQA	7016234457	MIYA PIANCIA NOBULELO	PEV5H31	20	Mar-26	1	50	2.1943	15	109.72	16.46	126.17
KZ436	67HLA	HLANGANANI	7020400365	MAGOSO MLUNGISI CHRISTOPHER	HLA42H10	20	Mar-26	1	50	2.1943	15	109.72	16.46	126.17
KZ436	NK	NKUMBA	7021301473	MNCWABE THULANI	NK0026	60	Mar-26	1	50	2.1943	15	109.72	16.46	126.17
KZ436	67HLA	HLANGANANI	7030163901	CHIYA EUNICE NTOMBIZODWA	HLA42H18	20	Mar-26	1	50	2.1943	15	109.72	16.46	126.17
KZ436	HIM	HIMEVILLE	7036873053	SHEZI ALBERTINA	HIM13045	20	Mar-26	1	50	2.1943	15	109.72	16.46	126.17
KZ436	67PAU	AMAKUZA	7047505269	SOSIBO PATRICIA BAZAMILE	HLA43H12	20	Mar-26	1	50	2.1943	15	109.72	16.46	126.17
KZ436	67HLA	HLANGANANI	7047424207	DLAMINI NZOBO	PAU5H25	20	Mar-26	1	50	2.1943	15	109.72	16.46	126.17
KZ436	67HLA	HLANGANANI	7063511291	MBANUWA NCAMSILE FLORENCE	HLA43H23	20	Mar-26	1	50	2.1943	15	109.72	16.46	126.17
KZ436	E	ENKELEBANTW	7074254081	MOFOKENG TESSA	SSE61H2	20	Mar-26	1	50	2.1943	15	109.72	16.46	126.17
KZ436	67HLA	HLANGANANI	7079160579	MNGUNI HLENGIWE PRINCESS	HLA46H1	20	Mar-26	1	50	2.1943	15	109.72	16.46	126.17
KZ436	E	ENKELEBANTW	7083492353	NGCOBO M	E0081	60	Mar-26	1	50	2.1943	15	109.72	16.46	126.17
KZ436	67HLA	HLANGANANI	7085187415	MBANUWA NOMBO ANNALEITA	HLA46H10	20	Mar-26	1	50	2.1943	15	109.72	16.46	126.17
KZ436	67HLA	HLANGANANI	7093965818	MBANUWA SIZENI ALEXIA	HLA47H3	20	Mar-26	1	50	2.1943	15	109.72	16.46	126.17
KZ436	67HLA	HLANGANANI	7096299370	MBANUWA SPHUMILE	HLA47H8	20	Mar-26	1	50	2.1943	15	109.72	16.46	126.17
KZ436	67HLA	HLANGANANI	7102497326	MBANUWA FUNOKWAKHE WELCOME	HLA47H13	20	Mar-26	1	50	2.1943	15	109.72	16.46	126.17
KZ436	HIM	HIMEVILLE	7114450678	HLANGEPHI BONANI	HIM13030	20	Mar-26	1	50	2.1943	15	109.72	16.46	126.17
KZ436	67HLA	HLANGANANI	7117136721	MBANUWA XOLISILE	HLA48H10	20	Mar-26	1	50	2.1943	15	109.72	16.46	126.17
KZ436	67HLA	HLANGANANI	7130338716	MBANUWA VELLE ZIBONGILE	HLA49H8	20	Mar-26	1	50	2.1943	15	109.72	16.46	126.17
KZ436	67HLA	HLANGANANI	7133179763	MBANUWA ZUMEKILE	HLA49H7	20	Mar-26	1	50	2.1943	15	109.72	16.46	126.17
KZ436	67HLA	HLANGANANI	7143385192	NDWALANE LANDIWE PROTASIA	HLA50H7 HLAN	20	Mar-26	1	50	2.1943	15	109.72	16.46	126.17
KZ436	67HLA	HLANGANANI	7146786806	ZUMA LANDIWE ANNATORIA	HLA50H12	20	Mar-26	1	50	2.1943	15	109.72	16.46	126.17
KZ436	67HLA	HLANGANANI	7147339274	ZUMA PRESILLA	HLA50H13	20	Mar-26	1	50	2.1943	15	109.72	16.46	126.17
KZ436	67HLA	HLANGANANI	7161347515	NDWALANE GOONESS	HLA51H14	20	Mar-26	1	50	2.1943	15	109.72	16.46	126.17
KZ436	67HLA	HLANGANANI	7162511397	MLITWA MDUDUZI	HLA51H17	20	Mar-26	1	50	2.1943	15	109.72	16.46	126.17
KZ436	67PPL	PITELA	7168071400	NOHLAOLI DOLLY	PPL3H2	20	Mar-26	1	50	2.1943	15	109.72	16.46	126.17
KZ436	67HLA	HLANGANANI	7174614624	NDWALANE PRISCA BONGEKILE	HLA41H15	20	Mar-26	1	50	2.1943	15	109.72	16.46	126.17
KZ436	67HLA	HLANGANANI	7175281908	ZONDI NOMCWANE	HLA52H16	20	Mar-26	1	50	2.1943	15	109.72	16.46	126.17
KZ436	67HLA	HLANGANANI	7177042565	SHELEMBE BAKHETHILE	HLA52H17	20	Mar-26	1	50	2.1943	15	109.72	16.46	126.17
KZ436	67HLA	HLANGANANI	7184668810	NGCOBO PHAMBUKILE	HLA20421	20	Mar-26	1	50	2.1943	15	109.72	16.46	126.17
KZ436	67HLA	HLANGANANI	7197163256	MHLONGO THULISILE ANNATORIA	HLA54H3	20	Mar-26	1	50	2.1943	15	109.72	16.46	126.17
KZ436	67HLA	HLANGANANI	7197902936	SOWELA NOSPHO A	HLA54H4	20	Mar-26	1	50	2.1943	15	109.72	16.46	126.17
KZ436	67PAU	AMAKUZA	7200768709	SHOBA SINDISWA LETHIWE NOKUTHI	PAU54H2	20	Mar-26	1	50	2.1943	15	109.72	16.46	126.17
KZ436	67HLA	HLANGANANI	7205260333	SOSIBO HEMRIETTA SINDISIWE	HLA55H3	20	Mar-26	1	50	2.1943	15	109.72	16.46	126.17

KZ436	67HLA	HLANGANANI	7210124087	MOKUBUNA BUSISIWE NONORATTA	HLA56H9	20	Mar-26	1	50	2.1943	15	109.72	16.46	126.17
KZ436	67HLA	HLANGANANI	7215419649	ZUMA PHATHEKILE PELAGRINA	HLA56H10	20	Mar-26	1	50	2.1943	15	109.72	16.46	126.17
KZ436	67HLA	HLANGANANI	7216445498	DLAMINI ALEXIA ZANELE	HLA57H1	20	Mar-26	1	50	2.1943	15	109.72	16.46	126.17
KZ436	67HLA	HLANGANANI	7218602616	DLAMINI THOKO MARIA	HLA57H6	20	Mar-26	1	50	2.1943	15	109.72	16.46	126.17
KZ436	67HLA	HLANGANANI	7218602616	DLAMINI THOKO MARIA	HLA57H6	20	Mar-26	1	50	2.1943	15	109.72	16.46	126.17
KZ436	67PAU	AMAKUZA	7222324040	ZONDI PHUMZILE	PAU171H03	20	Mar-26	1	50	2.1943	15	109.72	16.46	126.17
KZ436	67PAU	AMAKUZA	7223306086	MKIZE KWENZILE	PAU171H12	20	Mar-26	1	50	2.1943	15	109.72	16.46	126.17
KZ436	67PAU	AMAKUZA	7223268524	SHEZI KHULUMILE PAULINA	PAU172H02	20	Mar-26	1	50	2.1943	15	109.72	16.46	126.17
KZ436	67PAU	AMAKUZA	7236709657	NENE VEZI	PAU172H08	20	Mar-26	1	50	2.1943	15	109.72	16.46	126.17
KZ436	67PAU	AMAKUZA	7230465010	MBATHA NGAKHEPHI	PAU172H14	20	Mar-26	1	50	2.1943	15	109.72	16.46	126.17
KZ436	67SIZ	SIZANENJANA H	7242978414	MAZIBUKO ZIKHEHILE SARAPHINA	SIZ14H12	20	Mar-26	1	50	2.1943	15	109.72	16.46	126.17
KZ436	67PAU	AMAKUZA	7260635375	RADEBE SDE NINZILE	PAU175H08	20	Mar-26	1	50	2.1943	15	109.72	16.46	126.17
KZ436	67PAU	AMAKUZA	7273945210	JAMJILA SANELE	PAU175H11	20	Mar-26	1	50	2.1943	15	109.72	16.46	126.17
KZ436	67PAU	AMAKUZA	7271374446	JAMA KHATHAZILE	PAU175H12	20	Mar-26	1	50	2.1943	15	109.72	16.46	126.17
KZ436	67PAU	AMAKUZA	7272686070	JAMA QUILTY ANNASTASIA	PAU175H13	20	Mar-26	1	50	2.1943	15	109.72	16.46	126.17
KZ436	67PAU	AMAKUZA	7279556900	SHEZI SYABONGA MZWANDILE	PAU175H17	20	Mar-26	1	50	2.1943	15	109.72	16.46	126.17
KZ436	67PAU	AMAKUZA	7281436206	DLAMINI BONGEKILE	PAU40H12	20	Mar-26	1	50	2.1943	15	109.72	16.46	126.17
KZ436	67PAU	AMAKUZA	7283269646	MEMELA DUMISILE PROTASIA	PAU43H31	20	Mar-26	1	50	2.1943	15	109.72	16.46	126.17
KZ436	67SIZ	SIZANENJANA H	7289972592	BASI NONHLANHLA SYLVIA	SIZ14H25	20	Mar-26	1	50	2.1943	15	109.72	16.46	126.17
KZ436	67PAU	AMAKUZA	7292683586	DIDI NONCEBA	HLA31H40	20	Mar-26	1	50	2.1943	15	109.72	16.46	126.17
KZ436	67PAU	AMAKUZA	7291682412	MADONDA KHOLISILE	HLA35H38	20	Mar-26	1	50	2.1943	15	109.72	16.46	126.17
KZ436	67PSZ	SANDANEZWEN	7302621677	JILI BAZUKILE	PS2002046	20	Mar-26	1	50	2.1943	15	109.72	16.46	126.17
KZ436	67PAU	AMAKUZA	730717663	DLAMINI LINDANI	HLA34H06	20	Mar-26	1	50	2.1943	15	109.72	16.46	126.17
KZ436	QU	QUMENI 1	7333674486	MEMELA DUMISANE GEORGE	SQ011029	20	Mar-26	1	50	2.1943	15	109.72	16.46	126.17
KZ436	HIM	HIMEVILLE	7345239828	MBANJWA LINDENI	HIM13019	20	Mar-26	1	50	2.1943	15	109.72	16.46	126.17
KZ436	67PSZ	SANDANEZWEN	7347923874	MNDAWENI PIKELEPHI ELIZABETH	PS2003004	20	Mar-26	1	50	2.1943	15	109.72	16.46	126.17
KZ436	67SIZ	SIZANENJANA H	7365689031	DLUDLU MKHASHWA PHILIP	SIZ15H12	20	Mar-26	1	50	2.1943	15	109.72	16.46	126.17
KZ436	67SIZ	SIZANENJANA H	7368740550	MKHULISI NOMATHEMBU PHILPA	SIZ15H16	20	Mar-26	1	50	2.1943	15	109.72	16.46	126.17
KZ436	67HLA	HLANGANANI	7382815103	NJULO MATHILI	HLA19722	20	Mar-26	1	50	2.1943	15	109.72	16.46	126.17
KZ436	67SIZ	SIZANENJANA H	7441176824	MAZIBUKO GLADNESS NOMATHAMSA	SIZ17H8	20	Mar-26	1	50	2.1943	15	109.72	16.46	126.17
KZ436	67SIZ	SIZANENJANA H	7441274785	MAZIBUKO SLINDILE WENDY	SIZ17H9	20	Mar-26	1	50	2.1943	15	109.72	16.46	126.17
KZ436	67PMT	MQATSHENI	7441344073	MEMELA BONISILE CLEMENTINE	PMT24H39	20	Mar-26	1	50	2.1943	15	109.72	16.46	126.17
KZ436	67PMT	MQATSHENI	7442231434	MADLALA HADIO IRENE	PMT12H36	20	Mar-26	1	50	2.1943	15	109.72	16.46	126.17
KZ436	67PMT	MQATSHENI	7443914837	DUMA MANDLENKOSI LINDA	PMT23H43	20	Mar-26	1	50	2.1943	15	109.72	16.46	126.17
KZ436	67HLA	HLANGANANI	7454045930	DLAMINI BHEKI	HLA20603	20	Mar-26	1	50	2.1943	15	109.72	16.46	126.17
KZ436	67PMT	MQATSHENI	7458059454	MIYA NTANTI	PMT3H36	20	Mar-26	1	50	2.1943	15	109.72	16.46	126.17
KZ436	67SIZ	SIZANENJANA H	7478565223	MKHULISE NONYAMEZELO EVELYN	SIZ18H9	20	Mar-26	1	50	2.1943	15	109.72	16.46	126.17
KZ436	67SMR	STEPMORE	7490702284	DAWE NOMATHEMBA REGINA	PS2003047	20	Mar-26	1	50	2.1943	15	109.72	16.46	126.17
KZ436	67PTVY	TARVALY S1	7490909688	XABA FUNANI	PTVY3H32	20	Mar-26	1	50	2.1943	15	109.72	16.46	126.17
KZ436	67PAU	AMAKUZA	7519013913	NTSHIZA MOZO LENA	PAU3H9	20	Mar-26	1	50	2.1943	15	109.72	16.46	126.17
KZ436	67PAU	AMAKUZA	7536183744	SHOBA BALO BATHULISE	PAU3H14	20	Mar-26	1	50	2.1943	15	109.72	16.46	126.17
KZ436	67SMR	STEPMORE	7542110688	KHUMALO ZIBUYILE	SMR008039 ST1	20	Mar-26	1	50	2.1943	15	109.72	16.46	126.17
KZ436	67PAU	AMAKUZA	7570364041	DLAMINI CRESENTIA BUZANI	PAU24H2	20	Mar-26	1	50	2.1943	15	109.72	16.46	126.17
KZ436	QU	QUMENI 1	7584206976	SONDEZI ESTHER	SQ13H15	20	Mar-26	1	50	2.1943	15	109.72	16.46	126.17
KZ436	67PAU	AMAKUZA	7592362750	CHAGWE BHUNGU ALFOS	PAU4H9	20	Mar-26	1	50	2.1943	15	109.72	16.46	126.17
KZ436	67PSZ	SANDANEZWEN	7593356594	MAGUBANE FIKILE ROSEMARY	PS2004015	20	Mar-26	1	50	2.1943	15	109.72	16.46	126.17
KZ436	67HLA	HLANGANANI	7599139624	DIDI MBONGENI QINISIKHAYE	HLA101H9	20	Mar-26	1	50	2.1943	15	109.72	16.46	126.17
KZ436	67HLA	HLANGANANI	7600073109	DLAMINI PHOZA THOLAKELE	HLA101H10	20	Mar-26	1	50	2.1943	15	109.72	16.46	126.17
KZ436	670SE	QULASHE S1	7622694226	MUTHWA NOKUZOLA PRUDENCE	GSE11H54	20	Mar-26	1	50	2.1943	15	109.72	16.46	126.17
KZ436	67DNB	DONNYBROOK	7627815774	SITHOLE NONTSIKILELO LWANDIWE	STB11H49	20	Mar-26	1	50	2.1943	15	109.72	16.46	126.17
KZ436	67PAU	AMAKUZA	7626999154	PHUNGULA PAULUS	PAU4H22	20	Mar-26	1	50	2.1943	15	109.72	16.46	126.17
KZ436	67PAU	AMAKUZA	7664958123	SHOBA DELANI	PAU8H7 HOUSE	20	Mar-26	1	50	2.1943	15	109.72	16.46	126.17
KZ436	67PAU	AMAKUZA	7665062100	SHOBA MKHUZENI AARON	PAU8H8	20	Mar-26	1	50	2.1943	15	109.72	16.46	126.17
KZ436	67PAU	AMAKUZA	7687813217	NOBTSHELA MBULELO	PAU87H6	20	Mar-26	1	50	2.1943	15	109.72	16.46	126.17
KZ436	67PAU	AMAKUZA	7688747804	MTOLO MZAMANI	PAU87H7	20	Mar-26	1	50	2.1943	15	109.72	16.46	126.17
KZ436	67PAU	AMAKUZA	7691608418	DLAMINI BONGEKILE	PAU87H10	20	Mar-26	1	50	2.1943	15	109.72	16.46	126.17
KZ436	67PAU	AMAKUZA	7697101834	MAGOSO BABHEKILE CORNELIA	PAU9H10	20	Mar-26	1	50	2.1943	15	109.72	16.46	126.17
KZ436	67PAU	AMAKUZA	7703137647	INDABAKHE MADELA ZIKODE	PAU147H2	20	Mar-26	1	50	2.1943	15	109.72	16.46	126.17
KZ436	67PAU	AMAKUZA	7705486902	MARY THULELENI MBANJWA	PAU146H4	20	Mar-26	1	50	2.1943	15	109.72	16.46	126.17

KZ436	67PAU	AMAKUZA	7706042878	BUKISILE ZIKODE	PAU146H10	20	Mar-26	1	50	2,1943	15	109.72	16.46	126.17
KZ436	67PAU	AMAKUZA	7709194796	FIKILE SHEZI	PAU163H21	20	Mar-26	1	50	2,1943	15	109.72	16.46	126.17
KZ436	67PEV	PEVENSY	7710033444	TSHEZI ANGEJUCUS	PEV06013	60	Mar-26	1	50	2,1943	15	109.72	16.46	126.17
KZ436	67PAU	AMAKUZA	7710538308	ZANDILE MBANJWA	PAU163H29	20	Mar-26	1	50	2,1943	15	109.72	16.46	126.17
KZ436	67PAU	AMAKUZA	7711172057	HLENGWE ZIKODE	PAU162H5	20	Mar-26	1	50	2,1943	15	109.72	16.46	126.17
KZ436	67HLA	HLANGANANI	7719127787	GAMEDIE ESTHER	HLA201H161 TF	20	Mar-26	1	50	2,1943	15	109.72	16.46	126.17
KZ436	67HLA	HLANGANANI	7719127787	GAMEDIE ESTHER	HLA201H161 TF	20	Mar-26	1	50	2,1943	15	109.72	16.46	126.17
KZ436	67PAU	AMAKUZA	7719872480	SHOBA PHINDLE	PAU089H10	20	Mar-26	1	50	2,1943	15	109.72	16.46	126.17
KZ436	67PAU	AMAKUZA	7719985122	ZININGI NZIMANDE	PAU143H6	20	Mar-26	1	50	2,1943	15	109.72	16.46	126.17
KZ436	67PAU	AMAKUZA	7720237944	BADANILE CHRISTINA NZIMANDE	PAU143H7	20	Mar-26	1	50	2,1943	15	109.72	16.46	126.17
KZ436	67PAU	AMAKUZA	7722396031	MATABANE ISAYA ZIKODE	PAU144H14	20	Mar-26	1	50	2,1943	15	109.72	16.46	126.17
KZ436	67PAU	AMAKUZA	7723310385	NOMATHEMBA MNDALI	PAU149H8	20	Mar-26	1	50	2,1943	15	109.72	16.46	126.17
KZ436	67PAU	AMAKUZA	7723484017	NOKUBONGA MNDALI	PAU149H9	20	Mar-26	1	50	2,1943	15	109.72	16.46	126.17
KZ436	67PAU	AMAKUZA	7723944341	BALUNGILE NOXOLO MNDALI	PAU149H10	20	Mar-26	1	50	2,1943	15	109.72	16.46	126.17
KZ436	67PAU	AMAKUZA	7725623459	NTOMBIZODWA BEATA SOSIBO	PAU161H22	20	Mar-26	1	50	2,1943	15	109.72	16.46	126.17
KZ436	67PAU	AMAKUZA	7726142237	THANDEKA SABELA	PAU161H26	20	Mar-26	1	50	2,1943	15	109.72	16.46	126.17
KZ436	67PAU	AMAKUZA	7727907557	BHEKILIFA MKHIZE	PAU145H11	20	Mar-26	1	50	2,1943	15	109.72	16.46	126.17
KZ436	67PAU	AMAKUZA	7736693698	ZIKODE THEMIBENI	PAU90H13	20	Mar-26	1	50	2,1943	15	109.72	16.46	126.17
KZ436	67PAU	AMAKUZA	7755989633	SHOBA BACUPHILE	PAU91H14	20	Mar-26	1	50	2,1943	15	109.72	16.46	126.17
KZ436	67PAU	AMAKUZA	7757952084	SHOBA BAHLKILE	PAU91H16	20	Mar-26	1	50	2,1943	15	109.72	16.46	126.17
KZ436	67PAU	AMAKUZA	7770475572	MJWARA NOSANDE	PAU91H19	20	Mar-26	1	50	2,1943	15	109.72	16.46	126.17
KZ436	67PAU	AMAKUZA	7773229235	ZUMA NOMZAMO	PAU92H2	20	Mar-26	1	50	2,1943	15	109.72	16.46	126.17
KZ436	67PAU	AMAKUZA	7773229235	ZUMA NOMZAMO	PAU92H2	20	Mar-26	1	50	2,1943	15	109.72	16.46	126.17
KZ436	67PAU	AMAKUZA	7779580266	SABELA BUSISIWE SILVESTA	PAU48H16	20	Mar-26	1	50	2,1943	15	109.72	16.46	126.17
KZ436	67NCW	AMAQADI NCW	7783113935	MKIZE HLUPIHEKILE MARTHA	NCW68H20	20	Mar-26	1	50	2,1943	15	109.72	16.46	126.17
KZ436	67PAU	STEPMORE	7783366266	NTSHIZA NONHLANHLA	PAU26H13	20	Mar-26	1	50	2,1943	15	109.72	16.46	126.17
KZ436	67SMR	STEPMORE	7785008111	DLAMINI SBONGILE AGNES	STB26H32	20	Mar-26	1	50	2,1943	15	109.72	16.46	126.17
KZ436	67PAU	AMAKUZA	7785169038	KHAMBULE KHUPHIKANI WILLISON	SSE37H21	20	Mar-26	1	50	2,1943	15	109.72	16.46	126.17
KZ436	67PAU	AMAKUZA	7784666304	KHANYILE THOKOZILE	PAU02H21	20	Mar-26	1	50	2,1943	15	109.72	16.46	126.17
KZ436	67PAU	AMAKUZA	7787912065	MINGUNI NANA	PAU127H03	20	Mar-26	1	50	2,1943	15	109.72	16.46	126.17
KZ436	67HLA	HLANGANANI	7794420354	XABA ROBERT	HLA19733	20	Mar-26	1	50	2,1943	15	109.72	16.46	126.17
KZ436	67PAU	AMAKUZA	7794823924	MIYA NTOMBITANKE	PAU93H1	20	Mar-26	1	50	2,1943	15	109.72	16.46	126.17
KZ436	67PAU	AMAKUZA	7799556698	NZIMANDE NOMATHEMBA	PAU93H5	20	Mar-26	1	50	2,1943	15	109.72	16.46	126.17
KZ436	67PAU	AMAKUZA	7810587881	NZIMANDE NOZIPHU CATHRINE	PAU28H11	20	Mar-26	1	50	2,1943	15	109.72	16.46	126.17
KZ436	67PPL	PITELA	78113486918	MIYA NOMUSA	PPL3H31	20	Mar-26	1	50	2,1943	15	109.72	16.46	126.17
KZ436	67PAU	AMAKUZA	7814453733	NTSHIZA HEZEKIA	PAU94H6	20	Mar-26	1	50	2,1943	15	109.72	16.46	126.17
KZ436	67HLA	HLANGANANI	7816155981	KHOZI NOBUHLE MILDRED	HLA64H9	20	Mar-26	1	50	2,1943	15	109.72	16.46	126.17
KZ436	67HLA	HLANGANANI	7827919933	NTSHANGASE SANDILE	HLA75H12	20	Mar-26	1	50	2,1943	15	109.72	16.46	126.17
KZ436	67HLA	HLANGANANI	7830132565	DLAMINI RAPHEAL SIBONGISENI	HLA77H9	20	Mar-26	1	50	2,1943	15	109.72	16.46	126.17
KZ436	67PAU	AMAKUZA	7833930826	MNDALA NONKUMBANE	PAU95H4	20	Mar-26	1	50	2,1943	15	109.72	16.46	126.17
KZ436	67PAU	AMAKUZA	7837637906	MAJOZI MIRRIAM PHILISWIWE	PAU16H34	20	Mar-26	1	50	2,1943	15	109.72	16.46	126.17
KZ436	67HLA	HLANGANANI	7839796584	DLAMINI THOLAKELE	HLA87H2	20	Mar-26	1	50	2,1943	15	109.72	16.46	126.17
KZ436	67HLA	HLANGANANI	7840305831	DLAMINI NKOSIYENZILE PHIDELIS	HLA87H3	20	Mar-26	1	50	2,1943	15	109.72	16.46	126.17
KZ436	67HLA	HLANGANANI	7840388473	DLAMINI DELISILE FLORENCE	HLA87H4	20	Mar-26	1	50	2,1943	15	109.72	16.46	126.17
KZ436	67HLA	HLANGANANI	7841429131	MNCWABE BAZAMILE AGNES	HLA87H11	20	Mar-26	1	50	2,1943	15	109.72	16.46	126.17
KZ436	67PAU	AMAKUZA	7844033577	SHOBA BASUKILE	PAU95H12	20	Mar-26	1	50	2,1943	15	109.72	16.46	126.17
KZ436	67HLA	HLANGANANI	7844106705	DLAMINI EMMERENCIA XOLISILE	HLA89H2	20	Mar-26	1	50	2,1943	15	109.72	16.46	126.17
KZ436	67HLA	HLANGANANI	7844960149	DLAMINI KHUMBULANI JIMSON	HLA89H13	20	Mar-26	1	50	2,1943	15	109.72	16.46	126.17
KZ436	67HLA	HLANGANANI	7845075538	DLAMINI BUSISIWE DOLLY	HLA90H2	20	Mar-26	1	50	2,1943	15	109.72	16.46	126.17
KZ436	67HLA	HLANGANANI	7845569563	DLAMINI NTSHIDANE HOWARD	HLA90H8	20	Mar-26	1	50	2,1943	15	109.72	16.46	126.17
KZ436	67HLA	HLANGANANI	7846451868	NYIDE MZANDI BUVELEPHI	HLA91H4	20	Mar-26	1	50	2,1943	15	109.72	16.46	126.17
KZ436	67HLA	HLANGANANI	7847302578	DLAMINI GALUNA	HLA91H13	20	Mar-26	1	50	2,1943	15	109.72	16.46	126.17
KZ436	67HLA	HLANGANANI	7848860335	DLAMINI BAKHIPHILE CLEMENTINA	HLA92H5	20	Mar-26	1	50	2,1943	15	109.72	16.46	126.17
KZ436	67PAU	AMAKUZA	7849066612	GAZU NZONDENI FANA	PAU21H9	20	Mar-26	1	50	2,1943	15	109.72	16.46	126.17
KZ436	67PAU	AMAKUZA	7850747068	MINGUNI BAWINILE WINNIFRIEDA	PAU27H5	20	Mar-26	1	50	2,1943	15	109.72	16.46	126.17
KZ436	67HLA	HLANGANANI	7852285121	DLAMINI GEZIZWE MZIKAYISE	HLA93H16	20	Mar-26	1	50	2,1943	15	109.72	16.46	126.17
KZ436	67SMR	STEPMORE	7856156186	MBELU ANTO M	STB028007	20	Mar-26	1	50	2,1943	15	109.72	16.46	126.17
KZ436	67HLA	HLANGANANI	7858136411	MBAMBO LO	HLA96H7	20	Mar-26	1	50	2,1943	15	109.72	16.46	126.17
KZ436	67SIZ	SIZANENJANA H	7862051561	CHONCO JABULILE VICTORIA	NCW69H23	20	Mar-26	1	50	2,1943	15	109.72	16.46	126.17

KZ436	67PAU	AMAKUZA	7863705927	ZONDI MZONJANA	PAU96H11	20	Mar-26	1	50	2.1943	15	109.72	16.46	126.17
KZ436	67PAU	AMAKUZA	7863898484	MITOLO BUYISWE	PAU96H12	20	Mar-26	1	50	2.1943	15	109.72	16.46	126.17
KZ436	67PAU	AMAKUZA	7877230415	SHOBA CABANGILE	PAU97H3	20	Mar-26	1	50	2.1943	15	109.72	16.46	126.17
KZ436	67PAU	AMAKUZA	7878573658	MITOLO ROSINA	PAU97H6	20	Mar-26	1	50	2.1943	15	109.72	16.46	126.17
KZ436	67PAU	AMAKUZA	7884574008	DLAMINI PRINCESS ZITHELILE	PAU93H3	20	Mar-26	1	50	2.1943	15	109.72	16.46	126.17
KZ436	67PAU	AMAKUZA	7885912782	JAMA BHIZA	PAU97H13	20	Mar-26	1	50	2.1943	15	109.72	16.46	126.17
KZ436	67PAU	AMAKUZA	7901765136	MITOLO NANA	PAU98H4	20	Mar-26	1	50	2.1943	15	109.72	16.46	126.17
KZ436	67PAU	AMAKUZA	7903459407	NTSHIZA DUDUZILE	PAU98H5	20	Mar-26	1	50	2.1943	15	109.72	16.46	126.17
KZ436	67PAU	AMAKUZA	7909742964	DLAMINI NICHOLAS MABHUBHE	PAU54H3	20	Mar-26	1	50	2.1943	15	109.72	16.46	126.17
KZ436	67PAU	AMAKUZA	7910585048	MTHEMBU NTOMBIKHONA	PAU28H28	20	Mar-26	1	50	2.1943	15	109.72	16.46	126.17
KZ436	67PAU	AMAKUZA	7914031365	MKHIZE SHUMSILE	PAU99H2	20	Mar-26	1	50	2.1943	15	109.72	16.46	126.17
KZ436	QU	QUMENI 1	7916078841	NZIMANDE MAPHAKATHI ANDREAS	SQ016391 GOU	20	Mar-26	1	50	2.1943	15	109.72	16.46	126.17
KZ436	67PAU	AMAKUZA	7921434558	NZIMANDE THITHI REMEGIA	PAU55H18	20	Mar-26	1	50	2.1943	15	109.72	16.46	126.17
KZ436	67PAU	AMAKUZA	7935076752	ZIKODE DUDUZILE	PAU101H8 KILN	20	Mar-26	1	50	2.1943	15	109.72	16.46	126.17
KZ436	67PAU	AMAKUZA	7945230086	BHENGU NONHLANHLA	PAU101H13	20	Mar-26	1	50	2.1943	15	109.72	16.46	126.17
KZ436	67PAU	AMAKUZA	7954744755	MNGUNI IDA	PAU102H6	20	Mar-26	1	50	2.1943	15	109.72	16.46	126.17
KZ436	67PAU	AMAKUZA	7955866656	ZONDI NOMQANELO	QSE9H34	20	Mar-26	1	50	2.1943	15	109.72	16.46	126.17
KZ436	E	ENKELERANTW	7974998318	MTHEMBU MSHIYENI	PAU103H4	20	Mar-26	1	50	2.1943	15	109.72	16.46	126.17
KZ436	67HLA	HLANGANANI	7978029944	SHELEMBE MANDLENKOSI ROBENSO E0127	HLA203H300	20	Mar-26	1	50	2.1943	15	109.72	16.46	126.17
KZ436	67PSC	SUN CITY	7989141374	DLAMINI HLEZIPHI GEORINA	PSC1H13	20	Mar-26	1	50	2.1943	15	109.72	16.46	126.17
KZ436	HIM	HIMEVILLE	8015582845	MKHIZE THEMBANI	HIM13010	20	Mar-26	1	50	2.1943	15	109.72	16.46	126.17
KZ436	67PAU	AMAKUZA	8033396502	DLAMINI BABAZIVI MARRIET	PAU38H10	20	Mar-26	1	50	2.1943	15	109.72	16.46	126.17
KZ436	67PSC	SUN CITY	8039318063	JAMA MUNTU PHIKISILE	PSC4H1	20	Mar-26	1	50	2.1943	15	109.72	16.46	126.17
KZ436	NZ	NKWEZELE	8047515524	MEMELA MUSAWENKOSI GOODMAN	SNK134H1	20	Mar-26	1	50	2.1943	15	109.72	16.46	126.17
KZ436	67PAU	AMAKUZA	8049736980	DLAMINI MTHEKU MEDRINA	PAU38H13	20	Mar-26	1	50	2.1943	15	109.72	16.46	126.17
KZ436	NZ	NKWEZELE	8052137205	MEMELA MZOMUNYE	SNK045023	20	Mar-26	1	50	2.1943	15	109.72	16.46	126.17
KZ436	HIM	HIMEVILLE	8060740428	NZIMANDE N	HIM13037	20	Mar-26	1	50	2.1943	15	109.72	16.46	126.17
KZ436	67PSC	SUN CITY	8063818899	CHULE THANDI BETREACE	PSC4H18	20	Mar-26	1	50	2.1943	15	109.72	16.46	126.17
KZ436	67HLA	HLANGANANI	8066280862	LUKHOZI NOKUZOLA	HLA14039	20	Mar-26	1	50	2.1943	15	109.72	16.46	126.17
KZ436	NZ	NKWEZELE	8068632048	MTHEMBU MUSAWENKOSI DISMAS	SNK134H9	20	Mar-26	1	50	2.1943	15	109.72	16.46	126.17
KZ436	NZ	NKWEZELE	8070077274	RADEBE BAZINI CONSTANCE	SNK134H10	20	Mar-26	1	50	2.1943	15	109.72	16.46	126.17
KZ436	67PSC	SUN CITY	8078687286	MEMELA PHILISWE MATHOHO	PSC4H27	20	Mar-26	1	50	2.1943	15	109.72	16.46	126.17
KZ436	67PSC	SUN CITY	8088273227	DUMAKUDE KINKI PHYLIS	PSC4H29	20	Mar-26	1	50	2.1943	15	109.72	16.46	126.17
KZ436	NZ	NKWEZELE	8088649232	XULU ANNALECTIA LINDWE	PMT17H200	20	Mar-26	1	50	2.1943	15	109.72	16.46	126.17
KZ436	NZ	NKWEZELE	8089093744	MEMELA MZAMANI MZOMUNI	SNK134H13	20	Mar-26	1	50	2.1943	15	109.72	16.46	126.17
KZ436	67PSC	SUN CITY	8089856638	DUMA DUMAZILE	PSC4H30	20	Mar-26	1	50	2.1943	15	109.72	16.46	126.17
KZ436	67PSC	SUN CITY	8099557421	KUBONE NTOMBIZA ANNETTA	PSC4H35	20	Mar-26	1	50	2.1943	15	109.72	16.46	126.17
KZ436	67PAU	AMAKUZA	8108222823	MNGUNI MANDLENKOSI PIETROS	PAU154H5	20	Mar-26	1	50	2.1943	15	109.72	16.46	126.17
KZ436	67PAU	AMAKUZA	8108317397	MBANJWA PHUMELELE MARIA	PAU154H8	20	Mar-26	1	50	2.1943	15	109.72	16.46	126.17
KZ436	67HLA	HLANGANANI	8108412996	MAKPANYA IRENE	HLA20161	20	Mar-26	1	50	2.1943	15	109.72	16.46	126.17
KZ436	67PAU	AMAKUZA	8110824814	JAMA NELISWE	PAU152H12	20	Mar-26	1	50	2.1943	15	109.72	16.46	126.17
KZ436	67PAU	AMAKUZA	8111016654	MBANJWA THOBILE	PAU152H14	20	Mar-26	1	50	2.1943	15	109.72	16.46	126.17
KZ436	67PAU	AMAKUZA	8112298528	DLAMINI NTOMBIFUTHI PRISCA	PAU158H11	20	Mar-26	1	50	2.1943	15	109.72	16.46	126.17
KZ436	67PAU	AMAKUZA	8112313655	DUMA MFANELO	PAU158H12	20	Mar-26	1	50	2.1943	15	109.72	16.46	126.17
KZ436	67PAU	AMAKUZA	8112475027	MKHIZE LUCRETIA ZEKELANI	PAU5H22	20	Mar-26	1	50	2.1943	15	109.72	16.46	126.17
KZ436	67PAU	AMAKUZA	8112742362	MNGUNI QINELINI PAULINA	PAU158H13	20	Mar-26	1	50	2.1943	15	109.72	16.46	126.17
KZ436	67PAU	AMAKUZA	8113120446	MNGUNI NONKULULEKO ELIZABETH	PAU158H14	20	Mar-26	1	50	2.1943	15	109.72	16.46	126.17
KZ436	67PAU	AMAKUZA	8113150989	DLAMINI NOKWANDA PROTASIA	PAU158H15	20	Mar-26	1	50	2.1943	15	109.72	16.46	126.17
KZ436	67PAU	AMAKUZA	8113308186	MKHIZE MABHUBE	PAU158H17	20	Mar-26	1	50	2.1943	15	109.72	16.46	126.17
KZ436	67PAU	AMAKUZA	8114010290	NZIMANDE ZANELE	PAU155H05	20	Mar-26	1	50	2.1943	15	109.72	16.46	126.17
KZ436	NZ	NKWEZELE	8114447835	MAJOZI BUSISWE	PMT20H203	20	Mar-26	1	50	2.1943	15	109.72	16.46	126.17
KZ436	67PAU	AMAKUZA	8115836442	MNGUNI NONTOKOZO PROMISE	PAU160H02	20	Mar-26	1	50	2.1943	15	109.72	16.46	126.17
KZ436	67PAU	AMAKUZA	8115974108	SHOBA KHOLISILE	PAU160H03	20	Mar-26	1	50	2.1943	15	109.72	16.46	126.17
KZ436	67PAU	AMAKUZA	8116068306	MNGUNI SABANI NOBUHLE	PAU157H01	20	Mar-26	1	50	2.1943	15	109.72	16.46	126.17
KZ436	67PAU	AMAKUZA	8117324902	MBANJWA THABISILE VERONICA	PAU157H07	20	Mar-26	1	50	2.1943	15	109.72	16.46	126.17
KZ436	67PAU	AMAKUZA	8118274651	MNGUNI NONDUMISO	PAU159H03	20	Mar-26	1	50	2.1943	15	109.72	16.46	126.17
KZ436	NZ	NKWEZELE	8122775533	INDLOVU PHUMZILE ANNASTASIA	PMT21H200	20	Mar-26	1	50	2.1943	15	109.72	16.46	126.17
KZ436	67PAU	AMAKUZA	8124135117	MQANJELWA MUSAWENTOM MNCWA	PAU138H03	20	Mar-26	1	50	2.1943	15	109.72	16.46	126.17

KZ436	67PAU	AMAKUZA	8124496828	PHUNGULA NELISIWE QUEENET	PAU10H5	20	Mar-26	1	50	2.1943	15	109.72	16.46	126.17
KZ436	67PAU	AMAKUZA	8125054849	ELIZABETH NQOLWANE SHOBA	PAU137H02	20	Mar-26	1	50	2.1943	15	109.72	16.46	126.17
KZ436	67PAU	AMAKUZA	8129356721	PHUNGULA HLULISILE ROSALIA	PAU10H7	20	Mar-26	1	50	2.1943	15	109.72	16.46	126.17
KZ436	67PAU	AMAKUZA	8129390216	QHAMUKA SHOBA	PAU134H01	20	Mar-26	1	50	2.1943	15	109.72	16.46	126.17
KZ436	67PAU	AMAKUZA	8130652536	LINDIWE SNOO SHOBA	PAU134H11	20	Mar-26	1	50	2.1943	15	109.72	16.46	126.17
KZ436	67PAU	AMAKUZA	8131579315	SHOBA BADUBILE CATHRINA	PAU134H16	20	Mar-26	1	50	2.1943	15	109.72	16.46	126.17
KZ436	67PAU	AMAKUZA	8131754956	DLAMINI THOBKILE VENENCIA	PAU38H25	20	Mar-26	1	50	2.1943	15	109.72	16.46	126.17
KZ436	67PAU	AMAKUZA	8132381457	KHANYEZI THULISILE SIBONGILE	PAU139H07	20	Mar-26	1	50	2.1943	15	109.72	16.46	126.17
KZ436	67PAU	AMAKUZA	8132634372	MTOLO HLEZIPHU HAPPINESS	PAU139H10	20	Mar-26	1	50	2.1943	15	109.72	16.46	126.17
KZ436	67PAU	AMAKUZA	8134302412	SHOBA ZIBONELE LOYI	PAU136H07	20	Mar-26	1	50	2.1943	15	109.72	16.46	126.17
KZ436	67PAU	AMAKUZA	8134675768	NZIMANE ZANELE	PAU136H10	20	Mar-26	1	50	2.1943	15	109.72	16.46	126.17
KZ436	67PAU	AMAKUZA	8134962297	DLAMINI SIBONGILE CONSTANCE	PAU133H05	20	Mar-26	1	50	2.1943	15	109.72	16.46	126.17
KZ436	67PAU	AMAKUZA	8135172706	SHOBA OCTAVIA ZETHU	PAU133H08	20	Mar-26	1	50	2.1943	15	109.72	16.46	126.17
KZ436	67PEV	PEVENSU	8135914642	MBELU LEONARD THISHELA	PEV12H1	60	Mar-26	1	50	2.1943	15	109.72	16.46	126.17
KZ436	67PAU	AMAKUZA	8136185707	SHOBA SIBONGISENI	PAU135H02	20	Mar-26	1	50	2.1943	15	109.72	16.46	126.17
KZ436	67PAU	AMAKUZA	8138860573	PHUNGULA THEMBISILE	PAU10H9	20	Mar-26	1	50	2.1943	15	109.72	16.46	126.17
KZ436	67PAU	AMAKUZA	8142288769	DLAMINI BADINGILE THUSHUZA	PAU38H30	20	Mar-26	1	50	2.1943	15	109.72	16.46	126.17
KZ436	67PAU	AMAKUZA	8144531818	SHOBA MGOBO	PAU10H12	20	Mar-26	1	50	2.1943	15	109.72	16.46	126.17
KZ436	67SMR	STEPMORE	8148358091	MOLEFE SOBHOLENYONI D	STB022004	20	Mar-26	1	50	2.1943	15	109.72	16.46	126.17
KZ436	67PAU	AMAKUZA	8148867564	SHOBA BHEKISISA PAULUS	PAU10H13	20	Mar-26	1	50	2.1943	15	109.72	16.46	126.17
KZ436	67PAU	AMAKUZA	8167992611	SHOBA BHOYI GEDION	PAU10H18	20	Mar-26	1	50	2.1943	15	109.72	16.46	126.17
KZ436	67PAU	AMAKUZA	8172354341	SOSIBO SIBONGILE PERCIFIC	PAU39H2	20	Mar-26	1	50	2.1943	15	109.72	16.46	126.17
KZ436	67PAU	AMAKUZA	8186139708	DLAMINI BONISWE	PAU39H10	20	Mar-26	1	50	2.1943	15	109.72	16.46	126.17
KZ436	67SMR	STEPMORE	8187848747	SABELA PHIKISILE BADUMISE	STB23H30	60	Mar-26	1	50	2.1943	15	109.72	16.46	126.17
KZ436	67PAU	AMAKUZA	8191834882	TSHOBA DOTI RICHARD	PAU10H28	20	Mar-26	1	50	2.1943	15	109.72	16.46	126.17
KZ436	NZ	NKWEZELE	8197836907	KHUMALO NTOMBIVONKE	ENZ020T13	60	Mar-26	1	50	2.1943	15	109.72	16.46	126.17
KZ436	67PAU	AMAKUZA	8202564613	MBANJUWA THULISILE ANNAOLETA	PAU11H2	20	Mar-26	1	50	2.1943	15	109.72	16.46	126.17
KZ436	67PAU	AMAKUZA	8205926893	DLAMINI BALUNGILE	PAU40H4	20	Mar-26	1	50	2.1943	15	109.72	16.46	126.17
KZ436	67PAU	AMAKUZA	8208209818	MTHEMBU SANELISISWE CORNELIA	PAU40H5	20	Mar-26	1	50	2.1943	15	109.72	16.46	126.17
KZ436	NZ	NKWEZELE	8228240060	MNCWABE FRANCIS MBONGENI	ENZ02138	60	Mar-26	1	50	2.1943	15	109.72	16.46	126.17
KZ436	67PAU	AMAKUZA	8235428608	IXELE THOBILE EUINCE	PAU41H4	20	Mar-26	1	50	2.1943	15	109.72	16.46	126.17
KZ436	67PAU	AMAKUZA	8252445537	SHEZI PIKOLANA FIKELPHI	PAU67H6	20	Mar-26	1	50	2.1943	15	109.72	16.46	126.17
KZ436	67PAU	AMAKUZA	8252559157	MNGUNI BATHINI QIKI	PAU67H7	20	Mar-26	1	50	2.1943	15	109.72	16.46	126.17
KZ436	67PAU	AMAKUZA	8260273097	NZIMANDE TSHENGISILE CATHRYNE	PAU21H6	20	Mar-26	1	50	2.1943	15	109.72	16.46	126.17
KZ436	67PAU	AMAKUZA	8261947033	KHANYILE SIZAKELE CHRISTINIA	PAU12H7	20	Mar-26	1	50	2.1943	15	109.72	16.46	126.17
KZ436	67PAU	AMAKUZA	8280721492	MNGUNI LUNGISILE	PAU41H14	20	Mar-26	1	50	2.1943	15	109.72	16.46	126.17
KZ436	67PAU	AMAKUZA	8294301571	JAMA KHULEKANI	PAU70H4	20	Mar-26	1	50	2.1943	15	109.72	16.46	126.17
KZ436	67PAU	AMAKUZA	8296444478	DLAMINI MLUNGISENI PETROS	PAU41H15	20	Mar-26	1	50	2.1943	15	109.72	16.46	126.17
KZ436	67PAU	AMAKUZA	8296444478	DLAMINI MLUNGISENI PETROS	PAU41H15	20	Mar-26	1	50	2.1943	15	109.72	16.46	126.17
KZ436	67PAU	AMAKUZA	8297321390	MNGUNI MANAKAZI VENENCIA	PAU70H8	20	Mar-26	1	50	2.1943	15	109.72	16.46	126.17
KZ436	67PAU	AMAKUZA	8303398468	MNGUNI NPHOSI NTOMBIFUTHI	PAU71H11	20	Mar-26	1	50	2.1943	15	109.72	16.46	126.17
KZ436	67PAU	AMAKUZA	8304572902	LINDA TSHAYAZANE	PAU71H12	20	Mar-26	1	50	2.1943	15	109.72	16.46	126.17
KZ436	67PAU	AMAKUZA	8309189648	LINDA SBONGISENI	PAU71H14	20	Mar-26	1	50	2.1943	15	109.72	16.46	126.17
KZ436	HIM	HIMEVILLE	8312438481	ZUMA KHUMBUZILE	HIM13008	20	Mar-26	1	50	2.1943	15	109.72	16.46	126.17
KZ436	67PAU	AMAKUZA	8316994252	MTOLO DELISILE ANNOTORIA	PAU13H20	20	Mar-26	1	50	2.1943	15	109.72	16.46	126.17
KZ436	67PAU	AMAKUZA	8326726237	ZUMA NOMATHEMBA HOMISTA	PAU72H12	20	Mar-26	1	50	2.1943	15	109.72	16.46	126.17
KZ436	67PAU	AMAKUZA	8328766618	MBATHA SIZENI MAGAGRET	PAU72H14	20	Mar-26	1	50	2.1943	15	109.72	16.46	126.17
KZ436	67PAU	AMAKUZA	8329618648	CEBEKHULU THENJUWE SLYYIA	PAU72H2	20	Mar-26	1	50	2.1943	15	109.72	16.46	126.17
KZ436	67HLA	HLANGANANI	8333551156	KHATI NOMAYE	HLA21231	20	Mar-26	1	50	2.1943	15	109.72	16.46	126.17
KZ436	67PBL	BULWER LOW C	8340315789	DLAMINI BUSELAPHI	PBL4H64	20	Mar-26	1	50	2.1943	15	109.72	16.46	126.17
KZ436	67PAU	AMAKUZA	8340440664	SHEZI NOMABALAZI CATHRINE	PAU42H2	20	Mar-26	1	50	2.1943	15	109.72	16.46	126.17
KZ436	E	ENKELEBANTWI	8342504310	JILI NOKUFIKA JESTER	SSE17H333	20	Mar-26	1	50	2.1943	15	109.72	16.46	126.17
KZ436	67PAU	AMAKUZA	8343631399	LINDA RITA GABISILE	PAU73H11	20	Mar-26	1	50	2.1943	15	109.72	16.46	126.17
KZ436	67PAU	AMAKUZA	8346551153	LINDA GEZEKILE ANNAOLETTA	PAU73H13	20	Mar-26	1	50	2.1943	15	109.72	16.46	126.17
KZ436	67PAU	AMAKUZA	8354640573	DLAMINI NOMASEKISI LUCRACIA	PAU14H16	20	Mar-26	1	50	2.1943	15	109.72	16.46	126.17
KZ436	67PAU	AMAKUZA	8354675956	DLAMINI LINDALENI CECELIA	PAU14H18	20	Mar-26	1	50	2.1943	15	109.72	16.46	126.17
KZ436	67PAU	AMAKUZA	8359689041	PHUNGULA SOKWEPHULA	PAU15H4	20	Mar-26	1	50	2.1943	15	109.72	16.46	126.17
KZ436	67HLA	HLANGANANI	8362269408	MNCWABE GAVINI SIPHIWE	HLA51H7	20	Mar-26	1	50	2.1943	15	109.72	16.46	126.17
KZ436	NZ	NKWEZELE	8363356325	INGCOBO THOKOZILE	ENZ03318	60	Mar-26	1	50	2.1943	15	109.72	16.46	126.17

KZ436	67PAU	AMAKUZA	8364603602	DLAMINI MANGALISILE NOZUKA	PAU73H7	20	Mar-26	1	50	2,1943	15	109,72	16,46	126,17
KZ436	QU	QUMENI 1	8370666703	MJWARA AB	SQ028425	20	Mar-26	1	50	2,1943	15	109,72	16,46	126,17
KZ436	67PAU	AMAKUZA	8371615079	MTHEMBU DELANI KHAYALAKE	PAU74H12	20	Mar-26	1	50	2,1943	15	109,72	16,46	126,17
KZ436	67PAU	AMAKUZA	8374492106	LINDA NHLAKANIPHO	PAU74H8	20	Mar-26	1	50	2,1943	15	109,72	16,46	126,17
KZ436	67SMR	STEPMORE	8375759156	SOSIBO SIBUSISO	STB59H7	20	Mar-26	1	50	2,1943	15	109,72	16,46	126,17
KZ436	67SMR	STEPMORE	8377005737	MADONDA NOMSA THOBISILE	STB59H8	20	Mar-26	1	50	2,1943	15	109,72	16,46	126,17
KZ436	67PAU	AMAKUZA	8379461431	MBANUWA ERNEST LANGELIHLE	PAU75H3	20	Mar-26	1	50	2,1943	15	109,72	16,46	126,17
KZ436	67SMR	STEPMORE	8384251300	NZIMANDE BEZANI	STB59H13	20	Mar-26	1	50	2,1943	15	109,72	16,46	126,17
KZ436	67PAU	AMAKUZA	8385869441	KUNENE NONHLANHLA ETHEL	PAU75H8	20	Mar-26	1	50	2,1943	15	109,72	16,46	126,17
KZ436	67PAU	AMAKUZA	8387852073	LINDA NOMSEBENZI WINNIFRED	PAU76H1	20	Mar-26	1	50	2,1943	15	109,72	16,46	126,17
KZ436	NZ	NKWEZELE	8394199758	BHENGU NOMUSA	PSC3H564544	20	Mar-26	1	50	2,1943	15	109,72	16,46	126,17
KZ436	67PAU	AMAKUZA	8396522322	MHLONGO MBONGENI INNOCENT	PAU76H4	20	Mar-26	1	50	2,1943	15	109,72	16,46	126,17
KZ436	67PAU	AMAKUZA	8398108083	MINGUNI LINDENI NORA	PAU43H10	20	Mar-26	1	50	2,1943	15	109,72	16,46	126,17
KZ436	67SMR	STEPMORE	8402828696	DLAMINI NKOSINATHI COSMOS	STB58H1	20	Mar-26	1	50	2,1943	15	109,72	16,46	126,17
KZ436	67PAU	AMAKUZA	8408905007	MBANUWA NTOMBIZINI DUDUZILE	PAU77H7	20	Mar-26	1	50	2,1943	15	109,72	16,46	126,17
KZ436	67PAU	AMAKUZA	8409926990	PHUNGULA ZAKHELE	PAU77H8	20	Mar-26	1	50	2,1943	15	109,72	16,46	126,17
KZ436	67PAU	AMAKUZA	8412407471	PHUNGULA THOKOZANI GRACIA	PAU77H9	20	Mar-26	1	50	2,1943	15	109,72	16,46	126,17
KZ436	67PAU	AMAKUZA	8412572849	NTSHIZA MAKHOSI	PAU15H24	20	Mar-26	1	50	2,1943	15	109,72	16,46	126,17
KZ436	67PAU	AMAKUZA	8413431192	KUNENE BABONGILE MONICA	PAU79H10	20	Mar-26	1	50	2,1943	15	109,72	16,46	126,17
KZ436	67PAU	AMAKUZA	8413472846	KUNENE WINILE PROTASIA	PAU79H11	20	Mar-26	1	50	2,1943	15	109,72	16,46	126,17
KZ436	67PAU	AMAKUZA	8414047429	MAJOLA KHUMBULEPHI THEODARA	PAU43H16	20	Mar-26	1	50	2,1943	15	109,72	16,46	126,17
KZ436	67PSC	SUN CITY	8414729581	MNCWABE VOVO ERIC	PSC11H2	20	Mar-26	1	50	2,1943	15	109,72	16,46	126,17
KZ436	67PAU	AMAKUZA	8414733689	ZONDI MSIZI SALANUS	PAU15H25	20	Mar-26	1	50	2,1943	15	109,72	16,46	126,17
KZ436	67PAU	AMAKUZA	8415512512	LINDA THABISA	PAU79H14	20	Mar-26	1	50	2,1943	15	109,72	16,46	126,17
KZ436	HIM	HIMEVILLE	8415815331	MLOTSHWA CATHERINE	HIM13117	20	Mar-26	1	50	2,1943	15	109,72	16,46	126,17
KZ436	67PSC	SUN CITY	8422149309	NGCOBO SEBENZILE	PSC11H3	20	Mar-26	1	50	2,1943	15	109,72	16,46	126,17
KZ436	67PAU	AMAKUZA	8422893683	KHUBONE GOODNESS THANDEKA	PAU79H3	20	Mar-26	1	50	2,1943	15	109,72	16,46	126,17
KZ436	67PAU	AMAKUZA	8427299444	KHUBONE MZONGANI	PAU79H6	20	Mar-26	1	50	2,1943	15	109,72	16,46	126,17
KZ436	67SMR	STEPMORE	8429621817	NTOMBELA KHETHEKILE IREN	STB58H11	20	Mar-26	1	50	2,1943	15	109,72	16,46	126,17
KZ436	67PAU	AMAKUZA	8436267148	ZUMA MLAMULO ALFRED	PAU81H18	20	Mar-26	1	50	2,1943	15	109,72	16,46	126,17
KZ436	67PAU	AMAKUZA	8439160212	MKELWANI MKELWANI	PAU81H20	20	Mar-26	1	50	2,1943	15	109,72	16,46	126,17
KZ436	UND	UNDERBERG	8442105683	NKOMO ZOLEKA	UNB26039	20	Mar-26	1	50	2,1943	15	109,72	16,46	126,17
KZ436	67PAU	AMAKUZA	8453966108	BUTHELEZI NOMPUMELELO	PAU58H9	20	Mar-26	1	50	2,1943	15	109,72	16,46	126,17
KZ436	E	ENKELEBANTW	8463711871	NCOBENI M	E0282	60	Mar-26	1	50	2,1943	15	109,72	16,46	126,17
KZ436	67PAU	AMAKUZA	8464843808	MINDALI HLEBEKILE KATHRINA	PAU16H13	20	Mar-26	1	50	2,1943	15	109,72	16,46	126,17
KZ436	67PAU	AMAKUZA	8466555629	KHUMALO PHUMZILE GETRUIDE	PAU82H10	20	Mar-26	1	50	2,1943	15	109,72	16,46	126,17
KZ436	HIM	HIMEVILLE	8464848272	DLAMINI BONGANI	HIM13109 UID	20	Mar-26	1	50	2,1943	15	109,72	16,46	126,17
KZ436	67PAU	AMAKUZA	8472155329	MNTUNGWA NQOBILE LONDEKA	PAU82H14	20	Mar-26	1	50	2,1943	15	109,72	16,46	126,17
KZ436	67PAU	AMAKUZA	8474216849	DLAMINI DEZI FREDRICA	PAU82H16	20	Mar-26	1	50	2,1943	15	109,72	16,46	126,17
KZ436	67PAU	AMAKUZA	8476298875	DLAMINI NICHODEM DUMISANI	PAU82H19	20	Mar-26	1	50	2,1943	15	109,72	16,46	126,17
KZ436	NZ	NKWEZELE	8476517726	NDOVU NCAMSILE	PMT21H204A	20	Mar-26	1	50	2,1943	15	109,72	16,46	126,17
KZ436	67PAU	AMAKUZA	8477022604	ZONDI ESLINA SALAWENZANI	PAU82H2	20	Mar-26	1	50	2,1943	15	109,72	16,46	126,17
KZ436	67PAU	AMAKUZA	8481055660	KHUBONE HLELIPHI OCTAVIA	PAU82H21	20	Mar-26	1	50	2,1943	15	109,72	16,46	126,17
KZ436	NZ	NKWEZELE	8482635345	WESSELS DONATOUS	PMT22H204	20	Mar-26	1	50	2,1943	15	109,72	16,46	126,17
KZ436	67PAU	AMAKUZA	8487715252	ZONDI VAMSILO ELAZEBETH	PAU82H27	20	Mar-26	1	50	2,1943	15	109,72	16,46	126,17
KZ436	67PAU	AMAKUZA	8499250443	MBANUWA DELISIWE	PAU168H05	20	Mar-26	1	50	2,1943	15	109,72	16,46	126,17
KZ436	67PAU	AMAKUZA	8498569977	DLAMINI SOLEKILE	PAU168H09	20	Mar-26	1	50	2,1943	15	109,72	16,46	126,17
KZ436	67PAU	AMAKUZA	8502207106	DLAMINI NTOMIBI ETHELDRETHA	PAU82H40	20	Mar-26	1	50	2,1943	15	109,72	16,46	126,17
KZ436	67PAU	AMAKUZA	8503134506	DLAMINI LIZIJE PETRONELLA	PAU82H44	20	Mar-26	1	50	2,1943	15	109,72	16,46	126,17
KZ436	67PAU	AMAKUZA	8502441203	DLAMINI BUHLE	PAU169H03	20	Mar-26	1	50	2,1943	15	109,72	16,46	126,17
KZ436	67PAU	AMAKUZA	8502917001	MJWARA NOMBOKO NTOMBIEYMEVELO	PAU169H04	20	Mar-26	1	50	2,1943	15	109,72	16,46	126,17
KZ436	67PAU	AMAKUZA	8502559461	MBANUWA BAWEZILE	PAU169H05	20	Mar-26	1	50	2,1943	15	109,72	16,46	126,17
KZ436	67PAU	AMAKUZA	8500549579	MJWARA SENZO	PAU169H07	20	Mar-26	1	50	2,1943	15	109,72	16,46	126,17
KZ436	67PAU	AMAKUZA	8515664727	ZONDI THAMBENI	PAU170H03	20	Mar-26	1	50	2,1943	15	109,72	16,46	126,17
KZ436	67PAU	AMAKUZA	8519867350	SHEZI BALUNGILE	PAU170H04	20	Mar-26	1	50	2,1943	15	109,72	16,46	126,17
KZ436	67PAU	AMAKUZA	8514055815	ZONDI SIZAKELE	PAU170H05	20	Mar-26	1	50	2,1943	15	109,72	16,46	126,17
KZ436	67PAU	AMAKUZA	8517987988	ZONDI NELISWE LUCIA	PAU82H50	20	Mar-26	1	50	2,1943	15	109,72	16,46	126,17
KZ436	E	ENKELEBANTW	8519568133	KHUMALO R	E0193	60	Mar-26	1	50	2,1943	15	109,72	16,46	126,17

KZ436	67PAU	AMAKUZA	8523308027	SHEZI QONDENI	PAU170H12	20	Mar-26	1	50	2.1943	15	109.72	16.46	126.17
KZ436	NK	NKUMBA	8524135889	NZIMANDE RICHARD	NK0073	60	Mar-26	1	50	2.1943	15	109.72	16.46	126.17
KZ436	67PAU	AMAKUZA	8527383540	ZONDI ANNATOLIA	PAU171H02	20	Mar-26	1	50	2.1943	15	109.72	16.46	126.17
KZ436	67PAU	AMAKUZA	8535731756	KHUMALO DINGENI	PAU82H6	20	Mar-26	1	50	2.1943	15	109.72	16.46	126.17
KZ436	67PAU	AMAKUZA	8538332109	MSHENGU RAPHAEAL MBHEKISENI	PAU82H65	20	Mar-26	1	50	2.1943	15	109.72	16.46	126.17
KZ436	67PAU	AMAKUZA	8540057707	DLAMINI PHUMZILE INNOCENSAL	PAU82H67	20	Mar-26	1	50	2.1943	15	109.72	16.46	126.17
KZ436	67PAU	AMAKUZA	8543396102	DLAMINI GODLIZWI ZAKHELE	PAU82H69	20	Mar-26	1	50	2.1943	15	109.72	16.46	126.17
KZ436	67PAU	AMAKUZA	8544516866	KHUMALO MKOTOSI JANEROSA	PAU82H8	20	Mar-26	1	50	2.1943	15	109.72	16.46	126.17
KZ436	67PAU	AMAKUZA	8546983043	ZONDI MABONA PETRUS	PAU83H1	20	Mar-26	1	50	2.1943	15	109.72	16.46	126.17
KZ436	HIM	HIMEVILILE	8549172341	ZIKODE ELISIE	HIM13035 DWE	20	Mar-26	1	50	2.1943	15	109.72	16.46	126.17
KZ436	67PAU	AMAKUZA	8551727018	DLAMINI THABISILE MAUREEN	PAU83H12 DWE	20	Mar-26	1	50	2.1943	15	109.72	16.46	126.17
KZ436	E	ENKELEBANTW	8552117115	DUMA PHILISWE THEODORAH	E0106	60	Mar-26	1	50	2.1943	15	109.72	16.46	126.17
KZ436	67PAU	AMAKUZA	8559886847	MBANUWA CYNTHIA THABISILE	PAU83H15	20	Mar-26	1	50	2.1943	15	109.72	16.46	126.17
KZ436	67PAU	AMAKUZA	8560498855	DLAMINI NELISWE SYLVASIA	PAU83H17	20	Mar-26	1	50	2.1943	15	109.72	16.46	126.17
KZ436	67PAU	AMAKUZA	8566951352	ZONDI BEATOR FANISILE	PAU83H24	20	Mar-26	1	50	2.1943	15	109.72	16.46	126.17
KZ436	67PAU	AMAKUZA	8572147763	LINDA THANDEKA	PAU83H28	20	Mar-26	1	50	2.1943	15	109.72	16.46	126.17
KZ436	67PAU	AMAKUZA	8573608372	DLAMINI CEEM	PAU83H31	20	Mar-26	1	50	2.1943	15	109.72	16.46	126.17
KZ436	67PAU	AMAKUZA	8574772271	ZONDI SWELEKILE MAYVIS	PAU83H4	20	Mar-26	1	50	2.1943	15	109.72	16.46	126.17
KZ436	67PAU	AMAKUZA	8576062671	KHUMALO NOKUZOTHA IRENE	PAU83H7	20	Mar-26	1	50	2.1943	15	109.72	16.46	126.17
KZ436	67PAU	AMAKUZA	8585544436	KUNENE DUMILE CYNTHIA	PAU84H15	20	Mar-26	1	50	2.1943	15	109.72	16.46	126.17
KZ436	67PAU	AMAKUZA	8585619061	MIYA GETRUDE BATHABILE	PAU84H17	20	Mar-26	1	50	2.1943	15	109.72	16.46	126.17
KZ436	67PAU	AMAKUZA	8594605420	ZUMA KWANELE	PAU84H6	20	Mar-26	1	50	2.1943	15	109.72	16.46	126.17
KZ436	67PAU	AMAKUZA	8599802009	DLAMINI FIKILE PRISCA	PAU84H9	20	Mar-26	1	50	2.1943	15	109.72	16.46	126.17
KZ436	67PAU	AMAKUZA	8610923114	XABA BALINDILE ROBINAH	PAU85H7	20	Mar-26	1	50	2.1943	15	109.72	16.46	126.17
KZ436	67PAU	AMAKUZA	8612126816	NDLANGISA MABLE JABULILE	PAU85H8	20	Mar-26	1	50	2.1943	15	109.72	16.46	126.17
KZ436	67SMR	STEPMORE	8614173328	MOLEFE MAJUBA P	STB023016	20	Mar-26	1	50	2.1943	15	109.72	16.46	126.17
KZ436	67PMT	BETHLEHEM	8617761930	MAKHAYE MZIBANDILA REGINALD	PBT1H15	20	Mar-26	1	50	2.1943	15	109.72	16.46	126.17
KZ436	67PAU	AMAKUZA	8625597134	SHEZI NGENENI CHUGUZA	PAU18H16	20	Mar-26	1	50	2.1943	15	109.72	16.46	126.17
KZ436	67PAU	AMAKUZA	8625799170	ZUMA PROTASIA QUEEN	PAU86H3	20	Mar-26	1	50	2.1943	15	109.72	16.46	126.17
KZ436	67PAU	AMAKUZA	8626362231	KHUBONI THEMBEKILE SYLVASIA	PAU86H4	20	Mar-26	1	50	2.1943	15	109.72	16.46	126.17
KZ436	67PAU	AMAKUZA	8628500118	DLAMINI SISENI OCTAVIA	PAU86H5	20	Mar-26	1	50	2.1943	15	109.72	16.46	126.17
KZ436	67HLA	HLANGANANI	8629475780	CHIYA THANDIWE ANNACLETA	HLA20745	20	Mar-26	1	50	2.1943	15	109.72	16.46	126.17
KZ436	67PAU	AMAKUZA	8631776652	PHOSWA PHUMILE MAVIS	PAU86H9	20	Mar-26	1	50	2.1943	15	109.72	16.46	126.17
KZ436	67PAU	AMAKUZA	8631776652	PHOSWA PHUMILE MAVIS	PAU86H9	20	Mar-26	1	50	2.1943	15	109.72	16.46	126.17
KZ436	67PAU	AMAKUZA	8633881639	PHUNGUZA MABONGI THELEKILE	PAU55H19	20	Mar-26	1	50	2.1943	15	109.72	16.46	126.17
KZ436	NK	NKUMBA	8644812985	NGUBO IDAH	NK0126	60	Mar-26	1	50	2.1943	15	109.72	16.46	126.17
KZ436	67PAU	AMAKUZA	8660020343	MNCWABE NOKWENZIWA THERESA	PAU19H16	20	Mar-26	1	50	2.1943	15	109.72	16.46	126.17
KZ436	67PAU	AMAKUZA	8669164157	NDOLOVU THANDEKILE ALPHINA	PAU55H3	20	Mar-26	1	50	2.1943	15	109.72	16.46	126.17
KZ436	E	ENKELEBANTW	8670598155	MIYA MANAZI EUGENIA	SSE050061 ENH	60	Mar-26	1	50	2.1943	15	109.72	16.46	126.17
KZ436	67PNW	NKOTHWENI	8682047494	DIDI KHULEKANI	PNW15H1	20	Mar-26	1	50	2.1943	15	109.72	16.46	126.17
KZ436	67PNM	NOMANDLOVU	8703467610	KAMBULA NELISWE	PNM9H12	20	Mar-26	1	50	2.1943	15	109.72	16.46	126.17
KZ436	67PNM	NOMANDLOVU	8713856813	KHAMBULE NOKUTHULA	PNM9H18	20	Mar-26	1	50	2.1943	15	109.72	16.46	126.17
KZ436	67PMT	MOATSHENI	8716512657	NTSHIZA PHILISWE	PMT21H10	20	Mar-26	1	50	2.1943	15	109.72	16.46	126.17
KZ436	67PMT	MOATSHENI	8716512657	NTSHIZA PHILISWE	PMT21H10	20	Mar-26	1	50	2.1943	15	109.72	16.46	126.17
KZ436	67PNM	NOMANDLOVU	8723383365	TENZA NOPHOSISA	PMT16H6	20	Mar-26	1	50	2.1943	15	109.72	16.46	126.17
KZ436	67PAU	AMAKUZA	8724962714	GAGU ELIZABETH ZITHOBILE	PAU21H11	20	Mar-26	1	50	2.1943	15	109.72	16.46	126.17
KZ436	67PAU	AMAKUZA	8726109011	SHEZI HOMSTAZI THANDEKILE	PAU64H2	20	Mar-26	1	50	2.1943	15	109.72	16.46	126.17
KZ436	67PMT	MOATSHENI	8736264167	NDOLOVU NTOKOZO	PMT22H5	20	Mar-26	1	50	2.1943	15	109.72	16.46	126.17
KZ436	67PMT	MOATSHENI	8747753972	MAJOLA BUSISIWE	PMT27H14	20	Mar-26	1	50	2.1943	15	109.72	16.46	126.17
KZ436	67QSE	QULASHHE S1	8764177723	MBANUWA FIKILE	QSE10H10	20	Mar-26	1	50	2.1943	15	109.72	16.46	126.17
KZ436	67QSE	QULASHHE S1	8768179403	MSWARA WINILE	QSE10H11	20	Mar-26	1	50	2.1943	15	109.72	16.46	126.17
KZ436	67SMR	STEPMORE	8777712685	NGCOBO VELAPHI	STB023024	20	Mar-26	1	50	2.1943	15	109.72	16.46	126.17
KZ436	67PAU	AMAKUZA	8780061845	MAYEZA SOLOMON ZWELINZIMA	PAU46H3	20	Mar-26	1	50	2.1943	15	109.72	16.46	126.17
KZ436	67PAU	AMAKUZA	8782004576	MBANUWA MAKHOSAZANA	PAU36H12	20	Mar-26	1	50	2.1943	15	109.72	16.46	126.17
KZ436	67HLA	HLANGANANI	879568367	PHUNGULA ESTER	PAU53H2	20	Mar-26	1	50	2.1943	15	109.72	16.46	126.17
KZ436	67PNM	NOMANDLOVU	8808732074	MAGOSO BUYISIWE	HLA186H11 HOU	20	Mar-26	1	50	2.1943	15	109.72	16.46	126.17
KZ436	67PNM	NOMANDLOVU	8816995007	MEMELA THEMBILE	PNM19H3	20	Mar-26	1	50	2.1943	15	109.72	16.46	126.17
KZ436	67HLA	HLANGANANI	8820682154	NCOBENI DUMISILE FRANCISCA	HLA19H1119	20	Mar-26	1	50	2.1943	15	109.72	16.46	126.17
KZ436	67SMR	STEPMORE	8832863479	RADEBE LUCY	SMR11004	20	Mar-26	1	50	2.1943	15	109.72	16.46	126.17

KZ436	67PHB	HLABENI	8839617602	MOKOENA THOBELA ANDREAS	PHB24H5	20	Mar-26	1	50	2.1943	15	109.72	16.46	126.17
KZ436	67HLA	HLANGANANI	8842464742	MBANUWA MAQOSHI	HLA21944	20	Mar-26	1	50	2.1943	15	109.72	16.46	126.17
KZ436	E	ENKELEBANITW	9022430010	NDLOVU SIBONGILE MOLLY	SSE47H5	20	Mar-26	1	50	2.1943	15	109.72	16.46	126.17
KZ436	NK	NKUMBA	9052905386	DUMA IDAH THANDIWE	SNK029036 BUJ	20	Mar-26	1	50	2.1943	15	109.72	16.46	126.17
KZ436	67PAU	AMAKUZA	9087810867	MBANUWA MDOBI	PAU104H06	20	Mar-26	1	50	2.1943	15	109.72	16.46	126.17
KZ436	67PAU	AMAKUZA	9092487521	MAIWARA THANDIWE	PAU104H10	20	Mar-26	1	50	2.1943	15	109.72	16.46	126.17
KZ436	67PAU	AMAKUZA	9102165460	MBANUWA GLORIA	PAU105H05	20	Mar-26	1	50	2.1943	15	109.72	16.46	126.17
KZ436	67HLA	HLANGANANI	9106271583	DLAMINI NONHLANHLA ALOIS	HLA35H25	20	Mar-26	1	50	2.1943	15	109.72	16.46	126.17
KZ436	67HLA	HLANGANANI	9106271583	DLAMINI NONHLANHLA ALOIS	PAU6H20	20	Mar-26	1	50	2.1943	15	109.72	16.46	126.17
KZ436	67PAU	AMAKUZA	9112986705	DLAMINI NOBKEKEZLO	PAU40H11	20	Mar-26	1	50	2.1943	15	109.72	16.46	126.17
KZ436	67PAU	AMAKUZA	9115256532	MTHEMBU NOZITHEMBISO PEARL	PAU6H20	20	Mar-26	1	50	2.1943	15	109.72	16.46	126.17
KZ436	67PTY	TARVALY S1	9116136829	HLONGWANE GOODNESS	PTYV5H45	20	Mar-26	1	50	2.1943	15	109.72	16.46	126.17
KZ436	67PAU	AMAKUZA	9123271964	MBANUWA NOMZABALAZO	PAU107H06	20	Mar-26	1	50	2.1943	15	109.72	16.46	126.17
KZ436	67PAU	AMAKUZA	9126196247	MBANUWA LUNGILE	PAU108H03	20	Mar-26	1	50	2.1943	15	109.72	16.46	126.17
KZ436	67PAU	AMAKUZA	9136935949	MBANUWA LUNGILENI	PAU109H04	20	Mar-26	1	50	2.1943	15	109.72	16.46	126.17
KZ436	67PAU	AMAKUZA	9140388547	MBANUWA SEBENZANI ZATHA	PAU164H05	20	Mar-26	1	50	2.1943	15	109.72	16.46	126.17
KZ436	67PAU	AMAKUZA	9151304247	SABELA ZANELE	PAU109H16	20	Mar-26	1	50	2.1943	15	109.72	16.46	126.17
KZ436	67PAU	AMAKUZA	9151678652	SOSIBO HILDA THULISILE	PAU164H10	20	Mar-26	1	50	2.1943	15	109.72	16.46	126.17
KZ436	67PAU	AMAKUZA	9156646863	NTSHIZA HAWULENGWE	PAU109H20	20	Mar-26	1	50	2.1943	15	109.72	16.46	126.17
KZ436	67PAU	AMAKUZA	9158084856	MCHUNU NOMAGUGU	PAU110H02	20	Mar-26	1	50	2.1943	15	109.72	16.46	126.17
KZ436	67PAU	AMAKUZA	9158437717	DLAMINI VUMILE	PAU110H04	20	Mar-26	1	50	2.1943	15	109.72	16.46	126.17
KZ436	67PAU	AMAKUZA	9154622391	KHANYILE NELISWE	PAU11H1 KILIM	20	Mar-26	1	50	2.1943	15	109.72	16.46	126.17
KZ436	67PAU	AMAKUZA	9154622391	KHANYILE NELISWE	PAU11H1 KILIM	20	Mar-26	1	50	2.1943	15	109.72	16.46	126.17
KZ436	E	ENKELEBANITW	9159056955	CHULE NONTSHIZI NOMUSA	E0611	60	Mar-26	1	50	2.1943	15	109.72	16.46	126.17
KZ436	67PAU	AMAKUZA	9162450446	MBANUWA VUYISILE	PAU110H10	20	Mar-26	1	50	2.1943	15	109.72	16.46	126.17
KZ436	67PAU	AMAKUZA	9164106640	DLAMINI CELIWE	PAU110H13 KIL	20	Mar-26	1	50	2.1943	15	109.72	16.46	126.17
KZ436	67PAU	AMAKUZA	9165485804	DLAMINI REGINALD SAMUKELO	PAU165H03	20	Mar-26	1	50	2.1943	15	109.72	16.46	126.17
KZ436	67PAU	AMAKUZA	9168639141	MCWABE LUNGILE	PAU110H22	20	Mar-26	1	50	2.1943	15	109.72	16.46	126.17
KZ436	67PAU	AMAKUZA	9160435032	ZONDI THEMBINKOSI JOSEPH	PAU165H04	20	Mar-26	1	50	2.1943	15	109.72	16.46	126.17
KZ436	67PAU	AMAKUZA	9163608982	DLAMINI THENJUWE ANNATOLIA	PAU165H05	20	Mar-26	1	50	2.1943	15	109.72	16.46	126.17
KZ436	67PAU	AMAKUZA	9172275791	NTSHIZA MATHWANA	PAU111H04	20	Mar-26	1	50	2.1943	15	109.72	16.46	126.17
KZ436	67PAU	AMAKUZA	9171209677	DLAMINI HAPPINESS	PAU111H04	20	Mar-26	1	50	2.1943	15	109.72	16.46	126.17
KZ436	67PAU	AMAKUZA	9175178572	PHUMGULA NONTSIKILELO DOMONIK	KRN UPDATED	20	Mar-26	1	50	2.1943	15	109.72	16.46	126.17
KZ436	67PAU	AMAKUZA	9186181545	MBANUWA PHILPINA NTOMBIFIKILE	PAU165H11	20	Mar-26	1	50	2.1943	15	109.72	16.46	126.17
KZ436	67PAU	AMAKUZA	9182928196	SABELA ZIMISE	PAU111H12	20	Mar-26	1	50	2.1943	15	109.72	16.46	126.17
KZ436	67PAU	AMAKUZA	9181237579	MBANUWA BATHINI	PAU166H02	20	Mar-26	1	50	2.1943	15	109.72	16.46	126.17
KZ436	67PAU	AMAKUZA	9189771329	NTSHIZA ZIBUNILE	PAU112H05	20	Mar-26	1	50	2.1943	15	109.72	16.46	126.17
KZ436	67PAU	AMAKUZA	9189795347	MAJOZI BHEKI PROTAS	PAU3H50	20	Mar-26	1	50	2.1943	15	109.72	16.46	126.17
KZ436	67PAU	AMAKUZA	9198886452	JAMA THENJUWE IVY	PAU166H12	20	Mar-26	1	50	2.1943	15	109.72	16.46	126.17
KZ436	67PAU	AMAKUZA	9208074256	NZIMANDE BONGINKOSI	PAU81H22	20	Mar-26	1	50	2.1943	15	109.72	16.46	126.17
KZ436	67PAU	AMAKUZA	9216218584	SOSIBO LUNGILE CHRISTOPHERAH	PAU167H01	20	Mar-26	1	50	2.1943	15	109.72	16.46	126.17
KZ436	67PHB	HLABENI	9213692308	MEMELA NOMUSA	PHB26H18	20	Mar-26	1	50	2.1943	15	109.72	16.46	126.17
KZ436	67PAU	AMAKUZA	9212048887	MVELASE FUNEKILE SEPHRONIA	PAU167H05	20	Mar-26	1	50	2.1943	15	109.72	16.46	126.17
KZ436	67HLA	HLANGANANI	9216578948	JILI ERIC SIGWILI	HLA19850	20	Mar-26	1	50	2.1943	15	109.72	16.46	126.17
KZ436	E	ENKELEBANITW	9217669202	ZUMA MPHENDULELI VITALIS	SSE37H2	20	Mar-26	1	50	2.1943	15	109.72	16.46	126.17
KZ436	67PAU	AMAKUZA	9217590103	MHLONGO TKILE ELEANORAH	PAU167H07	20	Mar-26	1	50	2.1943	15	109.72	16.46	126.17
KZ436	67PAU	AMAKUZA	9220839019	MTOLO GLORIA ZWAKALILE	PAU167H12	20	Mar-26	1	50	2.1943	15	109.72	16.46	126.17
KZ436	67PAU	AMAKUZA	9234276877	DLAMINI KWAZIKWAKHE	PAU40H51	20	Mar-26	1	50	2.1943	15	109.72	16.46	126.17
KZ436	67PAU	AMAKUZA	9262077649	NZIMANDE THULANI	PAU125H06	20	Mar-26	1	50	2.1943	15	109.72	16.46	126.17
KZ436	HIM	HIMEVILLE	9272898604	DLAMINI ZWELAKHE	HIM13080	20	Mar-26	1	50	2.1943	15	109.72	16.46	126.17
KZ436	67PSC	SUN CITY	9283732366	MTHEMBU THEMBSILE PRINCESS	PSC15H4	20	Mar-26	1	50	2.1943	15	109.72	16.46	126.17
KZ436	67PSK	SOKHELA S1	9285578390	SOKHELA SHADELENI	PSK3H13	20	Mar-26	1	50	2.1943	15	109.72	16.46	126.17
KZ436	67PAU	AMAKUZA	9311420789	SOSIBO NOSIPHO GLORIA	PAU23H20	20	Mar-26	1	50	2.1943	15	109.72	16.46	126.17
KZ436	67PAU	AMAKUZA	9312162656	DLAMINI MBHEKISENI ZIPI	PAU24H20	20	Mar-26	1	50	2.1943	15	109.72	16.46	126.17
KZ436	67PAU	AMAKUZA	9325260410	SOSIBO TUTU MAVIS	PAU25H203 AM	20	Mar-26	1	50	2.1943	15	109.72	16.46	126.17
KZ436	67PAU	AMAKUZA	9332606642	DLANGISA PRISCILLA PHAKAMILE	PAU27H20	20	Mar-26	1	50	2.1943	15	109.72	16.46	126.17
KZ436	67PAU	AMAKUZA	9336278916	MBANUWA ZIWELLE YEKELANI	PAU125H11	20	Mar-26	1	50	2.1943	15	109.72	16.46	126.17
KZ436	67PAU	AMAKUZA	9338002659	MTHEMBU NOMUDHLA	PAU126H02	20	Mar-26	1	50	2.1943	15	109.72	16.46	126.17
KZ436	67PAU	AMAKUZA	9334528194	MINGUNI SIKHUMBUZO	PAU126H03	20	Mar-26	1	50	2.1943	15	109.72	16.46	126.17

KZ436	67QSE	QULASHE S1	9349726234	PHUNGULA ADRIEAS	QSE11H9	20	Mar-26	1	50	2.1943	15	109.72	16.46	126.17
KZ436	67PHB	HLABENI	9367496985	MBANJWA WINEFRIDA THOBEKA	PHB28H8	20	Mar-26	1	50	2.1943	15	109.72	16.46	126.17
KZ436	67PAU	AMAKUZA	9391731475	BUTHLEZI ELIZABETH NOBUHLE	PAU53H200	20	Mar-26	1	50	2.1943	15	109.72	16.46	126.17
KZ436	67PAU	AMAKUZA	9410347620	MTHEMBU THEMBEKILE PHILLIPINA	PAU9H11	20	Mar-26	1	50	2.1943	15	109.72	16.46	126.17
KZ436	67PAU	AMAKUZA	9418772468	SOSIBO ZINHLE	PAU56H203	20	Mar-26	1	50	2.1943	15	109.72	16.46	126.17
KZ436	67HLA	HLANGANANI	9433375554	GAMEDIE ESTHER	HLA201H350 DA	20	Mar-26	1	50	2.1943	15	109.72	16.46	126.17
KZ436	67HLA	HLANGANANI	9435375554	GAMEDIE ESTHER	HLA201H350 DA	20	Mar-26	1	50	2.1943	15	109.72	16.46	126.17
KZ436	67HLA	HLABENI	9447888093	MBANJWA MVEZENI MOSES	PHB28H27	20	Mar-26	1	50	2.1943	15	109.72	16.46	126.17
KZ436	67PAU	AMAKUZA	9477898515	SIBETHA BAQHELELE GLORIA	PAU13H5	20	Mar-26	1	50	2.1943	15	109.72	16.46	126.17
KZ436	E	ENKELEBANTW	9502687928	DHLAMINI NOKUTHULA DOREEN	E0293	60	Mar-26	1	50	2.1943	15	109.72	16.46	126.17
KZ436	E	ENKELEBANTW	9531605262	NGCOBO THEMBEKILE VIRGINIA	PAU23H16	20	Mar-26	1	50	2.1943	15	109.72	16.46	126.17
KZ436	E	ENKELEBANTW	9537223493	SHELEMBE ANGELINE THEMBEKILE	ISSE44H13	20	Mar-26	1	50	2.1943	15	109.72	16.46	126.17
KZ436	67PMT	HLABENI	9556293801	DLAMINI SIYABOGNA E	PHB002014	20	Mar-26	1	50	2.1943	15	109.72	16.46	126.17
KZ436	67PMT	MQATSHENI	9562660452	DUMA BAWINILE EUSTINE	PMT24H24	20	Mar-26	1	50	2.1943	15	109.72	16.46	126.17
KZ436	67PAU	AMAKUZA	9586197858	MINGUNI HLELINGANI	PAU6H4	20	Mar-26	1	50	2.1943	15	109.72	16.46	126.17
KZ436	67PAU	AMAKUZA	9604487966	NGCEBELE MANELISI NELSON	PAU6H6	20	Mar-26	1	50	2.1943	15	109.72	16.46	126.17
KZ436	67PAU	AMAKUZA	9606851274	NZIMANDE LINDIWE PRECIOUS	PAU45H9	20	Mar-26	1	50	2.1943	15	109.72	16.46	126.17
KZ436	67QSE	QULASHE S1	9607144355	MBATHA SLINDILE	QSE11H21	20	Mar-26	1	50	2.1943	15	109.72	16.46	126.17
KZ436	NZ	NKWEZELE	9607287762	DLAMINI MVUMELENI	ENZ03312	60	Mar-26	1	50	2.1943	15	109.72	16.46	126.17
KZ436	67PMT	MQATSHENI	9605611247	SITHOLE MAUREEN JABULILE	PMT27H10 UID	20	Mar-26	1	50	2.1943	15	109.72	16.46	126.17
KZ436	E	ENKELEBANTW	9628251732	MAPHANGA JABU	SSE30H13	20	Mar-26	1	50	2.1943	15	109.72	16.46	126.17
KZ436	67POA	MAHWAGA	9638183417	MKHIZE MARGARET	POA7H10	20	Mar-26	1	50	2.1943	15	109.72	16.46	126.17
KZ436	67PAU	AMAKUZA	9664366213	MTOLO THEMBISILE ELIZABETH	PAU47H5	20	Mar-26	1	50	2.1943	15	109.72	16.46	126.17
KZ436	67HLA	HLANGANANI	9682724795	ZULU CURIL	HLA199H110	20	Mar-26	1	50	2.1943	15	109.72	16.46	126.17
KZ436	67PAU	AMAKUZA	9690766303	DLAMINI MELTA BALUNGILE	PAU47H16	20	Mar-26	1	50	2.1943	15	109.72	16.46	126.17
KZ436	67PAU	AMAKUZA	9704497228	JAMA ANACLETA NTOMBIFIKILE	PAU48H10	20	Mar-26	1	50	2.1943	15	109.72	16.46	126.17
KZ436	67PAU	AMAKUZA	9704754877	MINGUNI PHUMULILE	PAU49H2	20	Mar-26	1	50	2.1943	15	109.72	16.46	126.17
KZ436	HIM	HIMEVILLE	9705595303	LUSWAZI NKOSIBONILE	POLE NO HIM1	20	Mar-26	1	50	2.1943	15	109.72	16.46	126.17
KZ436	67PAU	AMAKUZA	9708353716	MAMPELE NTOMBEKHAYA MARIET	PAU49H3	20	Mar-26	1	50	2.1943	15	109.72	16.46	126.17
KZ436	67PSK	SOKHELA S1	9714161396	HLOPHE JONGOSI	PSK6H4	20	Mar-26	1	50	2.1943	15	109.72	16.46	126.17
KZ436	67PAU	AMAKUZA	9713641562	NDABA OKUNHU VITALIS	PAU49H6	20	Mar-26	1	50	2.1943	15	109.72	16.46	126.17
KZ436	67PSC	SUN CITY	9721333836	MABI HLAZILE HILDA	PSC16H40	20	Mar-26	1	50	2.1943	15	109.72	16.46	126.17
KZ436	67PMT	MQATSHENI	9724473231	MOTKOUNG CALTON MFANYANA	PMT2H13	20	Mar-26	1	50	2.1943	15	109.72	16.46	126.17
KZ436	67PAU	AMAKUZA	9753757098	PHUNGULA DUDUMO THOKOZILE	PAU49H21	20	Mar-26	1	50	2.1943	15	109.72	16.46	126.17
KZ436	67PAU	AMAKUZA	97544605464	PHUNGULA NKOSAZANA	PAU49H22	20	Mar-26	1	50	2.1943	15	109.72	16.46	126.17
KZ436	67PAU	AMAKUZA	9754928639	SOSIBO BUSELAPHI FLORENCE	PAU49H24	20	Mar-26	1	50	2.1943	15	109.72	16.46	126.17
KZ436	67PMT	MQATSHENI	9762165989	MAKHANYA PHUMALANI ANGELICUS	PMT3H3	20	Mar-26	1	50	2.1943	15	109.72	16.46	126.17
KZ436	67PAU	AMAKUZA	9764812785	BENGU BUSELAPHI AGNES	PAU51H1	20	Mar-26	1	50	2.1943	15	109.72	16.46	126.17
KZ436	67PAU	AMAKUZA	9768619336	INDALI BUKISILE	PAU51H3	20	Mar-26	1	50	2.1943	15	109.72	16.46	126.17
KZ436	67PMT	MQATSHENI	9769999761	DUMA JOSEPH	PMT3H4	20	Mar-26	1	50	2.1943	15	109.72	16.46	126.17
KZ436	67PAU	AMAKUZA	9785625711	DLAMINI ELIZABETH HLENGIWE	PAU51H11	20	Mar-26	1	50	2.1943	15	109.72	16.46	126.17
KZ436	67PAU	AMAKUZA	9788048820	DLAMINI MHLAKAZA PATRICK	PAU51H12	20	Mar-26	1	50	2.1943	15	109.72	16.46	126.17
KZ436	67PAU	AMAKUZA	9790075394	PHUNGULA VALELENI	PAU51H13	20	Mar-26	1	50	2.1943	15	109.72	16.46	126.17
KZ436	67PAU	AMAKUZA	9792198729	MINGUNI BANCAMILE OCTAVIA	PAU32H14	20	Mar-26	1	50	2.1943	15	109.72	16.46	126.17
KZ436	67PAU	AMAKUZA	9792814283	PHUNGULA BUZELENI	PAU51H14	20	Mar-26	1	50	2.1943	15	109.72	16.46	126.17
KZ436	67PAU	AMAKUZA	9794958064	LANGA LETHANI BARKHOMBISE	PAU51H15	20	Mar-26	1	50	2.1943	15	109.72	16.46	126.17
KZ436	67PNM	NOMANDLOVU	9801121495	DLAMINI SNEHLANHLA	PNM53H18	20	Mar-26	1	50	2.1943	15	109.72	16.46	126.17
KZ436	67PAU	AMAKUZA	9816202741	MJWAHA THOKO ADELINE	PAU61H6	20	Mar-26	1	50	2.1943	15	109.72	16.46	126.17
KZ436	67SMR	STEPMORE	9821930497	NDLOVU NOMAGUGU UNICE	SMR0090006 HIN	20	Mar-26	1	50	2.1943	15	109.72	16.46	126.17
KZ436	67PAU	AMAKUZA	9831241588	MINGUNI THOBILE PRINCESS	PAU32H21	20	Mar-26	1	50	2.1943	15	109.72	16.46	126.17
KZ436	67PAU	AMAKUZA	9831960635	MINGUNI MYALELWA PATRICK	PAU32H22	20	Mar-26	1	50	2.1943	15	109.72	16.46	126.17
KZ436	67NCW	AMAQADI NCWA	9832874162	JILI FARAI	NCW72H1	20	Mar-26	1	50	2.1943	15	109.72	16.46	126.17
KZ436	67SMR	STEPMORE	9837574714	MBOKAZI SABISILE	SMR10005	20	Mar-26	1	50	2.1943	15	109.72	16.46	126.17
KZ436	67PNM	NOMANDLOVU	9848224189	MDLADLA BAJAHENI	PNM1H3	20	Mar-26	1	50	2.1943	15	109.72	16.46	126.17
KZ436	67PAU	AMAKUZA	9848478875	MJWARA SANAH	PAU61H20	20	Mar-26	1	50	2.1943	15	109.72	16.46	126.17
KZ436	67PAU	AMAKUZA	9855520283	MINGUNI DELISANI	PAU33H3	20	Mar-26	1	50	2.1943	15	109.72	16.46	126.17
KZ436	67PMT	MQATSHENI	9859360378	MEMELA NTOMBIFIKILE	PMT5H11	20	Mar-26	1	50	2.1943	15	109.72	16.46	126.17
KZ436	67PAU	AMAKUZA	9868417866	MINGUNI THOMAS ZWENGANI	PAU33H7	20	Mar-26	1	50	2.1943	15	109.72	16.46	126.17
KZ436	67PMT	MQATSHENI	9904986757	NGCEMU GETRUDE	PMT7H4	20	Mar-26	1	50	2.1943	15	109.72	16.46	126.17

KZ436	67PAU	AMAKUZA	9913052772	JAMA MCUPHENI MTHEMBENI	PAU62H17	20	Mar-26	1	50	2.1943	15	109.72	16.46	126.17
KZ436	67PAU	AMAKUZA	9913381657	MEMELA MUZIWANELE DENNIS	PAU35H4	20	Mar-26	1	50	2.1943	15	109.72	16.46	126.17
KZ436	67PNM	NOMANDLOVU	9925775105	VEZI ZANDILE CYNTHIA	PNM52H7	20	Mar-26	1	50	2.1943	15	109.72	16.46	126.17
KZ436	67PAU	AMAKUZA	9943761494	NZIMANDE THOMAS SIYABONGA	PAU35H21	20	Mar-26	1	50	2.1943	15	109.72	16.46	126.17
KZ436	67PAU	AMAKUZA	9956656529	CHANGWE SABANI	PAU127H08	20	Mar-26	1	50	2.1943	15	109.72	16.46	126.17
KZ436	67PAU	AMAKUZA	9958943774	LINDENI THULISILE	PAU127H09	20	Mar-26	1	50	2.1943	15	109.72	16.46	126.17
KZ436	67PAU	AMAKUZA	9966476316	NSINDANE QHAMUKILE	PAU128H02	20	Mar-26	1	50	2.1943	15	109.72	16.46	126.17
KZ436	67PAU	AMAKUZA	9965354777	NZIMANDE GONONDO	PAU128H03	20	Mar-26	1	50	2.1943	15	109.72	16.46	126.17
KZ436	67PBT	BETHLEHEM	9968922508	DLAMINI LILINALE	BWR252H29	20	Mar-26	1	50	2.1943	15	109.72	16.46	126.17
KZ436	UND	UNDERBERG	9969184966	LUSWAZI NONHLANHLA JOYCE	UNB26004	20	Mar-26	1	50	2.1943	15	109.72	16.46	126.17
KZ436	67PPL	PITELA	9976351662	DLANGISA NTOMBIFUTHI	PPL2H4	20	Mar-26	1	50	2.1943	15	109.72	16.46	126.17
KZ436	67HLA	HLANGANANI	9984023317	KHLUBONE VEZUMUSA	HLA19324	20	Mar-26	1	50	2.1943	15	109.72	16.46	126.17
KZ436	67PSC	SUN CITY	9986330806	MBANJWA SELLIA	PSC2H3	20	Mar-26	1	50	2.1943	15	109.72	16.46	126.17
KZ436	E	ENKELEBANTW	9992441192	ZONDI THELELENI	SSE26H07	20	Mar-26	1	50	2.1943	15	109.72	16.46	126.17
KZ436	E	ENKELEBANTW	9993377496	MOLEFE J	IE0433	60	Mar-26	1	50	2.1943	15	109.72	16.46	126.17

**ASSET MANAGEMENT REPORT AS AT 28 FEBRUARY 2026**

AUTHOR : Chief Financial Officer  
1<sup>ST</sup> LEVEL : MANCO  
2<sup>ND</sup> LEVEL : FINANCE COMMITTEE  
3<sup>RD</sup> LEVEL : EXCO  
4<sup>TH</sup> LEVEL : COUNCIL

**1. PURPOSE**

To report to the Committee and Council on the Asset management status and activities

**2. LEGAL/STATUTORY REQUIREMENTS**

- MFMA Act No.56 of 2003
- Asset management and disposal policy

**3. BACKGROUND AND REASONING**

Dr Nkosazana Dlamini-Zuma Local Municipality is required to ensure the effective and efficient control, utilization, safeguarding and management of Dr Nkosazana Dlamini Zuma Local Municipality's movable and immovable assets and to ensure proper recording of assets from authorisation to acquisition and subsequent disposal.

**4. FINANCIAL IMPLICATIONS**

This report outlines the financial performance and impact for Dr Nkosazana Dlamini-Zuma Local Municipality for the 2025/26 financial year, for the period ending 28 February 2026, as well as the financial position as at 28 February 2026. No additional financial implications for the municipality are expected.

DR NKOSAZANA DLAMINI ZUMA MUNICIPALITY  
FIXED ASSET REGISTER LEAD-SCHEDULE  
ANALYSIS OF PROPERTY PLANT AND EQUIPMENT, INTANGIBLE ASSETS AND INVESTMENT PROPERTY  
AS AT 28 FEBRUARY 2025

Asset category	Class segment	Cost						Accumulated depreciation and impairment losses								Carrying Value	
		Opening Balances	Correction of Prior year error	Additions	Additions WIP	Disposal/transfers	Closing Balance	Opening Balance Accumulated depreciation	Adjustment	Depreciation for the year	Closing Balance Accumulated depreciation	Opening Balance Accumulated Impairment	Impairment	Closing Balance Acc Impairment	Written Off/sold		Closing Balance
		R	R	R	R	R	R	R	R	R	R	R	R	R	R	R	R
Infrastructure		328 553 537	-	-	-	-	328 553 537	158 691 664	-	18 093 462	176 784 636	-	-	-	-	176 784 636	151 769 000
	Trading Services	1 620 929	-	-	-	-	1 620 929	549 000	-	92 311	641 341	-	-	-	-	641 341	975 585
	Economic and environmental services	326 932 607	-	-	-	-	326 932 607	158 142 024	-	18 001 171	176 143 196	-	-	-	-	176 143 196	150 789 412
Community Assets		341 220 484	-	-	-	-	341 220 484	74 508 967	-	8 250 748	82 759 735	3 313 422	-	3 313 422	-	86 073 157	255 147 327
	Community and public safety	324 527 115	-	-	-	-	324 527 115	64 164 857	-	7 038 019	71 272 857	1 074 885	-	1 074 885	-	72 847 742	251 679 373
	Trading Services	8 410 544	-	-	-	-	8 410 544	5 303 923	-	251 226	5 555 149	2 230 760	-	2 230 760	-	7 785 909	624 635
	Governance and administration	8 282 826	-	-	-	-	8 282 826	5 050 206	-	381 523	5 431 729	7 778	-	7 778	-	5 439 507	2 843 319
Machinery and equipment		16 294 453	-	728 046,74	-	-	17 022 500	7 543 007	-	1 326 934	8 869 980	18 594	-	18 594	-	8 888 575	8 133 925,06
	Community and public safety	3 427 585	-	275 000,00	-	-	3 702 585	1 347 715	-	225 802	1 573 517	0	-	0	-	1 573 517	2 129 068
	Economic and environmental services	11 089 398	-	453 046,74	-	-	11 542 445	5 465 803	-	848 169	6 313 972	18 573	-	18 573	-	6 332 545	5 209 900
	Governance and administration	1 777 469	-	-	-	-	1 777 469	729 489	-	253 003	982 491	21	-	21	-	982 512	794 567
Transport		63 773 013	-	2 834 025,54	-	-	66 607 038	27 262 247	-	4 225 008	31 487 305	485 111	-	485 111	-	31 972 415	34 632 623
	Community and public safety	32 337 366	-	817 795,84	-	-	33 155 162	14 469 303	-	1 870 517	16 339 820	475 734	-	475 734	-	16 815 553	16 339 608
	Economic and environmental services	22 282 491	-	-	-	-	22 282 491	8 522 362	-	1 660 462	10 182 824	-	-	-	-	10 182 824	12 099 667
	Governance and administration	6 888 199	-	2 016 229,70	-	-	8 888 428	2 888 039	-	631 381	3 449 400	9 377	-	9 377	-	3 458 777	5 425 651
Furniture and Office Equipment		12 565 090	-	457 286,05	-	-	13 022 376	7 159 701	-	830 638	7 990 339	16 464	-	16 464	-	8 006 803	5 015 573
	Community and public safety	6 634 091	-	154 771,77	-	-	6 788 863	3 522 907	-	412 556	3 955 463	-	-	-	-	3 955 463	2 853 400
	Economic and environmental services	788 781	-	95 504,44	-	-	884 285	385 596	-	55 169	441 305	39	-	39	-	441 343	443 142
	Governance and administration	5 142 219	-	207 009,84	-	-	5 349 229	3 250 858	-	362 913	3 613 771	14 845	-	14 845	-	3 628 616	1 720 613
Leased Assets		740 364	-	1 152 087,68	-	-	1 892 452	737 060	-	3 303	740 364	-	-	-	-	740 364	1 152 088
	Community and public safety	-	-	-	-	-	-	-	-	-	-	-	-	-	-	-	-
	Economic and environmental services	-	-	-	-	-	-	-	-	-	-	-	-	-	-	-	-
Computer equipment		9 860 946	-	42 968,21	-	-	10 288 214	5 854 049	-	739 544	6 593 592	55 983	-	55 983	-	6 649 575	3 639 339
	Community and public safety	2 453 054	-	33 600,00	-	-	2 486 654	1 245 028	-	233 704	1 478 711	-	-	-	-	1 478 711	1 007 512
	Economic and environmental services	974 074	-	96 915,60	-	-	1 070 990	621 491	-	82 830	704 321	-	-	-	-	704 321	366 669
	Governance and administration	6 433 818	-	297 452,61	-	-	6 731 270	3 987 530	-	423 009	4 410 539	55 983	-	55 983	-	4 466 522	2 264 748
Buildings (Other)		59 927 271	-	43 774,00	-	-	59 971 045	11 985 931	-	1 619 209	13 505 189	-	-	-	-	13 505 189	46 465 855
	Economic and environmental services	21 163 278	-	-	-	-	21 163 278	1 769 045	-	89 379	1 875 423	-	-	-	-	1 875 423	19 287 854
	Community and public safety	2 634 936	-	-	-	-	2 634 936	969 195	-	527 899	1 497 093	-	-	-	-	1 497 093	1 137 843
Land (Other)		36 129 057	-	43 774,00	-	-	36 172 831	9 130 691	-	1 001 981	10 132 673	-	-	-	-	10 132 673	26 040 159
	Governance and administration	13 538 101	-	-	-	-	13 538 101	-	-	-	-	-	-	-	-	-	13 538 101
Work in progress		10 966 130	-	21 478 070,40	-	-	32 444 200	-	-	-	-	-	-	-	-	-	32 444 200
	Economic and environmental services	10 364 423	-	7 775 315,52	-	-	18 139 738	-	-	-	-	-	-	-	-	-	18 139 738
Community Assets		104 350	-	13 702 760,88	-	-	13 807 101	-	-	-	-	-	-	-	-	-	13 807 101
	Community and public safety	497 356	-	-	-	-	497 356	-	-	-	-	-	-	-	-	-	497 356
Buildings (Other)		-	-	-	-	-	-	-	-	-	-	-	-	-	-	-	-
		-	-	-	-	-	-	-	-	-	-	-	-	-	-	-	-
		857 437 388	-	27 121 258,62	-	-	884 558 646	293 642 015	-	35 089 026	328 731 041	3 889 574	-	3 889 574	-	332 620 615	551 938 011
Intangible assets		4 183 270	-	432 343,70	-	-	4 615 614	3 437 699	-	669 550	4 107 249	-	-	-	-	4 107 249	508 365
	Community and public safety	98 295	-	-	-	-	98 295	80 438	-	-	80 438	-	-	-	-	80 438	13 867
	Economic and environmental services	4 566	-	-	-	-	4 566	4 566	-	-	4 566	-	-	-	-	4 566	-
Intangible assets		4 084 419	-	432 343,70	-	-	4 516 763	3 352 715	-	669 550	4 022 265	-	-	-	-	4 022 265	494 498
	Governance and administration	4 183 270	-	432 343,70	-	-	4 615 614	3 437 699	-	669 550	4 107 249	-	-	-	-	4 107 249	508 365
Investment Assets		30 780 000	-	-	-	-	30 780 000	-	-	-	-	-	-	-	-	-	30 780 000
	Governance and administration	30 780 000	-	-	-	-	30 780 000	-	-	-	-	-	-	-	-	-	30 780 000
GRAND TOTAL NCV		892 400 658	-	27 553 602,32	-	-	919 954 260	297 079 714	-	35 758 576	332 838 290	3 889 574	-	3 889 574	-	336 727 865	583 226 396

## 5. TAKE AWAY ON PLANNED AND ONGOING ACTIVITIES

The municipality has non-current assets to the value of R 583 226 396 as at 28 February 2026 with the split presented in the table above, this indicated the level of long term investment in the municipality's assets.

The municipality acquired assets for the period 1 July 2025 to date amounting to R 27 553 602,32. These amounts are classified as per the generally recognised accounting practise and municipal asset management and disposal policy as adopted by council.

With the inclusion of non-current assets acquired during this current year depreciation is calculated at R 35 758 576. This reflects how much of the asset's value has been used up over the ordinary course of business for the year.

A complete asset verification is being conducted involving all municipal departments and end-users in line with the verification plan, with results to be factored into the year-end reporting, annual financial statement preparation and basis for future budgeting.

The table reflects expenditure by asset class of repairs and maintenance. The table is compiled after reviewing transactions that occurred during the period to ensure that the information presented is accurate, valid and complete.

<b>Expenditure line item</b>	<b>Classification</b>	<b>R</b>
Repairs and Maintenance	Community assets	3 710 940,49
Repairs and Maintenance	Office Buildings	1 402 532,67
Repairs and Maintenance	Plant and Equipment	107 531,00
Repairs and Maintenance	Roads	4 605 900,00
Repairs and Maintenance	Vehicles	3 228 004,81
Repairs and Maintenance	Computer Equipment	-
<b>Total</b>		<b>13 054 908,97</b>

## 6. RECOMMENDATION

That this report be noted by the Committees and Council.

**DEBTORS AND REVENUE MANAGEMENT REPORT AS AT 31 MARCH 2026**

1. **AUTHOR** Chief Financial Officer

1<sup>ST</sup> LEVEL : MANCO  
2<sup>ND</sup> LEVEL : FINANCE COMMITTEE  
3<sup>RD</sup> LEVEL : EXCO  
4<sup>TH</sup> LEVEL : COUNCIL

2. **PURPOSE:**

To report to the Committee and Council on the revenue and debtors' management.

3. **LEGAL/STATUTORY REQUIREMENTS:**

- MFMA Act No.56 of 2003
- Credit control and debt collection policy

4. **BACKGROUND AND REASONING:**

Dr Nkosazana Dlamini Zuma Municipality council must ensure that all money which is due and payable to the council is collected and for this purpose has adopted the credit control policy and debt collected policy consistent with its tariffs and complying with the provisions of the relevant legislation.

5. **ANNEXURES**

- 5.1 Age Analysis as at 31 March 2026  
5.2 Report on collection rate as at 31 March 2026  
5.3 Debt Collection and data cleansing as at 31 March 2026  
5.4 Revenue Enhancement Strategy as at 31 March 2026

6. **FINANCIAL IMPLICATIONS:**

This report outlines the financial performance of the debtors and revenue management unit for the Dr Nkosazana Dlamini-Zuma Local Municipality for the 2025/26 financial year for the period ending 31 March 2026. The report is tabled in compliance with Section 71 of the MFMA and has no additional financial implications for the municipality.

## 7. **RECOMMENDATION:**

It is recommended that:

- The Committees and Council note the contents of this Debtors and Revenue Management Report for the period ending 31 March 2026, including the annexed documents on age analysis, collection rate, debt collection efforts, and the revenue enhancement strategy
- The report be approved for distribution to internal and relevant external stakeholders to Strengthen collaborative efforts in debt collection and revenue enhancement and to encourage shared responsibility and accountability in the implementation of the municipal Credit Control and Debt Collection Policy with provincial and national departments.

### **REPORT ON DEBTORS AGE ANALYSIS**

#### **As at 31 March 2026**

The total debtors' book for the municipality stood at R139 703 237.71as at 31 March 2026. This reflects an increase of 1.3% compared to the previous month, indicating that while collection efforts are ongoing, new debt continues to accumulate.

<b>Debtors' balance as at</b>	<b>Amount</b>
Dr Nkosazana Dlamini Zuma Municipality - July 2025	R127 085 687.97
Dr Nkosazana Dlamini Zuma Municipality - August 2025	R127 654 553.81
Dr Nkosazana Dlamini Zuma Municipality – September 2025	R129 083 189.94
Dr Nkosazana Dlamini Zuma Municipality – October 2025	R131 026 412.25
Dr Nkosazana Dlamini Zuma Municipality – November 2025	R132 515 366.21
Dr Nkosazana Dlamini Zuma Municipality – December 2025	R135 053 072.24
Dr Nkosazana Dlamini Zuma Municipality – January 2026	R137 327 682.80
Dr Nkosazana Dlamini Zuma Municipality – February 2026	R137 838 352.30
Dr Nkosazana Dlamini Zuma Municipality – March 2026	R139 703 237.71

### **REPORT ON INDIGENT MANAGEMENT**

#### **As at 31 March 2026**

For the month of March 2026, the municipality supported 722 registered indigent households, with an amount of R91 096.33 disbursed toward Free Basic Electricity (FBE). The effective implementation of the indigent support policy remains a key instrument in providing relief to the most vulnerable and ensuring equitable access to basic services.

<b>Period</b>	<b>Number of Indigents beneficiaries for the period</b>	<b>Amount paid by municipality for the period</b>
Dr NDZLM - July 2025	596 Beneficiaries	R75 108.92
Dr NDZLM – August 2025	622 Beneficiaries	R78 479.11
Dr NDZLM – September 2025	626 Beneficiaries	R79 109.97
Dr NDZLM – October 2025	743 Beneficiaries	R93 745.94
Dr NDZLM – November 2025	682 Beneficiaries	R86 049.44
Dr NDZLM – December 2025	736 Beneficiaries	R92 862.74
Dr NDZLM – January 2026	736 Beneficiaries	R92 862.74
Dr NDZLM – February 2026	690 Beneficiaries	R87 058.82
Dr NDZLM – March 2026	722 Beneficiaries	R91 096.33

## **REPORT ON TRAFFIC FINES**

### **As at 31 March 2026**

Traffic fine collections continue to present a challenge, although efforts to improve recovery rates are ongoing. For March 2026:

- The total value of notices issued remains significant, but the traffic fines collection rate has improved modestly, now standing at 9%, reflecting positive outcomes from the revised enforcement and collection strategies recently introduced.
- The phased in introduction of Administrative Adjudication of Road Traffic Offences Act(AARTO) presents threat to municipal traffic fine revenue line and impairs the collectability of existing traffics fines.

<b>MONTHS</b>	<b>AMOUNT FOR NOTICES ISSUED</b>	<b>AMOUNT RECEIVED</b>
Dr Nkosazana Dlamini Zuma Municipality July 2025	R70 100.00	R9 750.00
Dr Nkosazana Dlamini Zuma Municipality August 2025	R65 000.00	R3 300.00
Dr Nkosazana Dlamini Zuma Municipality September 2025	R81 400.00	R3 000.00
Dr Nkosazana Dlamini Zuma Municipality October 2025	R52 200.00	R6 000.00
Dr Nkosazana Dlamini Zuma Municipality November 2025	R90 800.00	R4 450.00
Dr Nkosazana Dlamini Zuma Municipality December 2025	R91 350.00	R11 400.00
Dr Nkosazana Dlamini Zuma Municipality January 2026	R90 350.00	R12 050.00
Dr Nkosazana Dlamini Zuma Municipality February 2026	R72 700.00	R7 900.00
Dr Nkosazana Dlamini Zuma Municipality March 2026	R 83 100.00	R4 450.00
<b>TOTAL</b>	<b>R697 000.00</b>	<b>R62 300.00</b>

**REPORT ON ANIMAL POUNDS****As at 31 March 2026**

During the reporting period, the Municipality continued to operate animal pounds in both Himeville and Creighton. Captured and impounded livestock statistics were systematically recorded and monitored. These pound services play a critical role in managing stray livestock, promoting road and public safety, and supporting compliance with municipal by-laws.

The table below reflects the financial impact of pound operations over the period under review, highlighting revenue generated from impound fees and related activities.

<b>MONTHS</b>	<b>HIMEVILLE ANIMAL POUND</b>	<b>CREIGHTON ANIMAL POUND</b>	<b>TOTAL</b>
Dr NDZLM – July 2025	R12 391.35	R7 093.92	R19 485.27
Dr NDZLM – August 2025	R16 179.00	R12 041.92	R28 220.91
Dr NDZLM – September 2025	R3 680.00	R31 316.60	R34 996.60
Dr NDZLM – October 2025	R15 000.00	R18 744.44	R33 744.44
Dr NDZLM – November 2025	R11 999.67	R8 450.56	R20 450.23
Dr NDZLM – December 2025	R4 163.51	R1 121.74	R5 285.25
Dr NDZLM – January 2026	R3 581.59	R4 448.88	R8 030.47
Dr NDZLM – February 2026	R14 106.66	R7 596.00	R21 702.66
Dr NDZLM – March 2026	R10 739.16	R250.00	R10 989.16
<b>TOTAL</b>	<b>R77 734.28</b>	<b>R83 468.06</b>	<b>R184 157.16</b>

**REPORT ON QUERIES (CUSTOMER CARE)****As at 31 March 2026**

During the month of March 2026, the Customer Care Unit continued to enhance the efficient handling of rates clearance-related requests, which in turn supports revenue enhancement by accelerating the finalisation of property transactions and reducing outstanding balances on rates accounts. The following results will be presented below to demonstrate progress in this area:

<b>MONTHS</b>	<b>NUMBER OF RCC RECEIVED</b>	<b>RCC FIGURES ISSUED</b>	<b>NUMBER OF RCC ISSUED</b>
---------------	-----------------------------------	-------------------------------	---------------------------------

Dr Nkosazana Dlamini Zuma Municipality July 2025	8 RCC applications	11 RCC figures issued	9 RCC issued
Dr Nkosazana Dlamini Zuma Municipality August 2025	8 RCC applications	8 RCC figures issued	28 RCC issued
Dr Nkosazana Dlamini Zuma Municipality September 2025	18 RCC applications	2 RCC figures issued	19 RCC issued
Dr Nkosazana Dlamini Zuma Municipality October 2025	19 RCC applications	3 RCC figures issued	20 RCC issued
Dr Nkosazana Dlamini Zuma Municipality November 2025	4 RCC applications	3 RCC figures issued	6 RCC issued
Dr Nkosazana Dlamini Zuma Municipality December 2025	10 RCC applications	9 RCC figures issued	5 RCC issued
Dr Nkosazana Dlamini Zuma Municipality January 2026	11 RCC applications	4 RCC figures issued	6 RCC issued
Dr Nkosazana Dlamini Zuma Municipality February 2026	16 RCC applications	6 RCC figures issued	23 RCC issued
Dr Nkosazana Dlamini Zuma Municipality March 2026	16 RCC applications	10 RCC figures issued	23 RCC issued

## **REPORT ON DATA CLEANSING**

### **As at 31 March 2026**

The customer care and data integrity remains central to revenue management. Ongoing data cleansing efforts are included in the table below. These activities are crucial in ensuring that billing data is current and accurate, and they contribute to improved customer service and enhanced revenue assurance.

Activities	2025/0 7/31	2025/0 8/31	2025/0 9/30	2025/1 0/31	2025/1 1/30	2025/1 2/31	2026/0 1/31	2026/0 2/28	2026/0 3/31
Billing Journals processed	5	11	7	4	16	3	6	28	24
Transfer Journals processed	18	12	7	11	10	8	1	10	35
Account Transfer Transactions performed	12	11	7	15	10	10	0	11	31
queries via email and attended to	16	15	20	20	12	7	5	12	15
Copies of invoices emailed	0	0	0	0	0	0	2	0	0
Change of Ownerships processed	12	11	7	15	15	10	7	11	31
Manual receipts captured	0	0	0	0	0	0	0	0	0
General Valuation updates performed	2	5	1	7	6	0	0	3	10
General customer information updates	5	0	11	0	0	0	0	5	0
Pension rebate applications received	12	0	1	0	0	1	0	1	1
Public Benefit Organisation Rebate applications processed	0	0	0	0	0	0	0	0	1
Tourism rebate applications processed	1	0	1	0	1	0	0	0	0
Manually issued Rates Clearance Certificate	2	1	4	2	0	1	1	3	7

## REPORT ON THE AGE ANALYSIS

Below is the age analysis of debtors as at 31 March 2026, indicating the municipality's exposure across revenue streams by source service charges, rental income, sundry accounts, rates, and traffic fines and by customer group.

Debtors Age Analysis by Income Group	Current	0-30 Days	30-60 Days	60-90 Days	90-120 Days	Older than 120 Days	Total
RATES	(628 721.13)	3 524 028.50	2 530 415.58	2 285 007.52	2 171 838.48	114 375 677.55	124 258 246.50
REFUSE	(3 086.78)	443 458.64	297 931.92	266 073.22	241 220.61	13 488 052.32	14 733 649.93
RENT	(97 362.94)	103 472.53	102 871.32	93 629.08	72 890.69	3 822 505.46	4 098 006.14
TRAFFIC FINES		78 400.00	64 800.00	78 300.00	79 950.00	1 657 600.00	1 959 050.00
SUNDRY	-	-	-	-	-	21 900.59	21 900.59
<b>Total</b>	(729 170.85)	4 149 359.67	2 996 018.82	2 723 009.82	2 565 899.78	133 365 735.92	<b>145 070</b> <b>853.16</b>
Debtors Age Analysis by Customer Group							
Government	(440 675.70)	959 544.84	997 408.78	928 965.90	951 329.75	45 543 885.58	48 940 459.15
Business	(49 292.34)	444 017.29	359 152.11	288 952.41	272 614.32	13 946 325.76	15 261 769.55
Households	(207 574.05)	1 942 742.14	1 162 561.21	1 090 423.77	947 569.89	50 099 642.57	55 035 365.53
Agriculture	(31 628.76)	765 675.97	443 483.22	381 058.16	360 774.42	20 038 010.21	21 957 373.22
Other	-	37 379.43	33 413.50	33 609.58	33 611.40	3 737 871.80	3 875 885.71
<b>Total by Customer group</b>	(729 170.85)	<b>4 149</b> <b>359.67</b>	<b>2 996</b> <b>018.82</b>	<b>2 723</b> <b>009.82</b>	<b>2 565</b> <b>899.78</b>	<b>133 365</b> <b>735.92</b>	<b>145 070</b> <b>853.16</b>

**REPORT ON COLLECTION RATES - Annexure 5.2**

As at 31 March 2026, the municipality recorded a collection rate of 67.40% for the 2025/2026 financial year. A total of R5.3 million was billed, with R3.9 million received for the period. Rates income amounted to R4.6 million, of which R3.4 million was collected. The closing balance increased to R139 million from an opening of R138 million, reflecting ongoing billing and collection activity.

**COLLECTION RATES 2025-2026**

Category	2025/10/31		2025/11/30		2025/12/31		2026/01/31		2026/02/28		2026/03/31	
	Raised	Received	Raised	Received	Raised	Received	Raised	Received	Raised	Received	Raised	Received
RAT01: RESIDENTIAL PROPERTIES	1 056 587.46	-1 018 933.39		- 846 939.92	1 055 763.84	- 910 422.04	1 040 750.80	- 1 804 367.21	1 003 999.60	-1 185 677.24	1 043 035.94	- 499 983.42
RAT02: BUSINESS, COMMERCIAL, INDUSTRIAL PROPERTIES	904 911.63	- 730 075.32	827 878.21	- 550 736.49	924 577.24	- 501 487.33	054 759.40	716 251.15	915 348.40	- 792 506.81	907 965.81	- 867 301.63
RAT03: AGRICULTURAL PROPERTIES	1 286 134.10	-1 075 855.36	1 108 046.03	-1 065 602.57	1 289 906.58	- 808 720.16	1 495 870.30	- 803 693.70	1 291 213.12	-1 054 592.54	1 244 032.24	- 557 104.11
RAT04: PUBLIC SERVICE PURPOSES	1 200 676.24	- 38 993.80	941 048.48	- 13 467.00	1 223 654.57	- 109 221.72	1 501 179.08	- 13 827.00	1 222 491.68	- 525 639.86	1 244 037.34	- 226 659.39
RAT05: PUBLIC SERVICE INFRASTRUCTURE	-	-	-	-	-	-	-	-	-	-	-	-
RAT06: PUBLIC BENEFIT ORGANISATION	2 304.14	566.66	2 304.14	- 4 166.66	2 304.14	566.66	2 304.14	1 879.16	2 304.14	- 1 126.88	2 304.14	1 812.50
RAT11: TOURISM URBAN												
RAT12: VACANT LAND	221 076.26	- 107 953.34	151 752.12	- 106 700.29	216 419.27	- 261 210.67	260 963.52	- 325 014.11	205 667.86	4 244.09	205 812.01	- 300 460.47
REFUSE	415 793.31	- 362 934.83	466 057.45	- 339 096.36	476 891.52	- 295 658.87	497 575.24	- 359 872.96	487 756.75	- 351 415.84	485 938.22	- 310 309.53
Value added tax(refuse)	62 369.00	- 54 440.22	69 908.62	- 50 864.45	71 533.73	- 44 348.83	74 636.29	- 53 980.94	73 163.51	- 52 712.38	72 890.73	- 46 546.43
RENTAL	120 550.92	- 125 062.40	109 128.92	- 31 571.24	135 211.38	- 31 571.24	134 980.73	- 31 571.24	139 675.82	- 635 322.08	137 266.66	- 58 808.12
Value added tax(rental)	18 082.64	- 18 759.36	16 369.34	- 4 735.69	20 281.71	- 4 735.69	20 247.11	- 4 735.69	20 951.37	- 95 298.31	20 590.00	- 8 821.22
SUNDRIES	-	-	-	-	-	-	-	-	-	-	-	-
Value added tax(sundries)	-	-	-	-	-	-	-	-	-	-	-	-
<b>Total Incl</b>	5 288 485.69	-3 533 574.68	4 598 626.24	-3 013 880.67	5 416 543.98	-2 967 943.21	6 083 266.61	- 4 115 193.16	5 362 572.26	-4 690 047.85	5 363 873.09	- 3 877 806.82

<b>Total VAT</b>	80 451.63	- 73 199.58	86 277.96	- 55 600.14	91 815.44	- 49 084.52	94 883.40	- 58 716.63	94 114.89	- 148 010.69	93 480.73	- 55 367.65
<b>Total Excl</b>	5 208 034.06	-3 460 375.10	4 512 348.28	-2 958 280.53	5 324 728.54	-2 918 858.69	5 988 383.21	- 4 056 476.53	5 268 457.37	-4 542 037.16	5 270 392.36	- 3 822 439.17
<b>Total Rates</b>	4 671 689.83	-2 972 377.87	3 937 161.91	-2 587 612.93	4 712 625.64	-2 591 628.58	5 355 827.24	- 3 665 032.33	4 641 024.80	-3 555 299.24	4 647 187.48	- 3 453 321.52
<b>Total Services</b>	616 795.86	- 561 196.81	661 464.33	- 426 267.74	703 918.34	- 376 314.63	727 439.37	- 450 160.83	721 547.46	- 1 134 748.61	716 685.61	- 424 485.30
<b>Total Services Excl</b>	536 344.23	- 487 997.23	575 186.37	- 370 667.60	612 102.90	- 327 230.11	632 555.97	- 391 444.20	627 432.57	- 986 737.92	623 204.88	- 369 117.65
<b>Opening Balance</b>	R124 781 393.21		R124 781 393.21		R124 781 393.21		R124 781 393.21		R124 781 393.21		R124 781 393.21	
<b>Closing Balance</b>	R131 922 769.91		R133 507 515.47		R135 956 116.24		R137 924 189.69		R138 596 714.09		R139 703 237.71	
<b>Collection Rates</b>	<b>68.96%</b>		<b>64.70%</b>		<b>65.91%</b>		<b>63.71%</b>		<b>68.60%</b>		<b>67.40%</b>	



Main  
Street  
Creighton,  
3263

P.O Box  
62Creighton

3263

Phone: +27 39 833 1038  
Fax: +27 39 833 1179  
Email: [mailbox@ndz.gov.za](mailto:mailbox@ndz.gov.za)

[www.ndz.gov.za](http://www.ndz.gov.za)

*A Better Place for All*

31 MARCH 2026

## 5.3 DEBT COLLECTION REPORT

Debtors Age Analysis by Customer Group	March 2026	February 2026
Government	48,940,459.15	48,177,606.66
Business/ Agriculture	37,219,142.77	37,929,180.62
Households	55,035,365.53	53,776,862.70
Other	3,875,885.71	3,826,051.68
<b>Total by Customer group</b>	<b>145,070,853.16</b>	<b>143,639,212.38</b>

- **Activities to be done to collect overdue amounts per customer group (Business, Households and Agriculture).**
  - Data cleansing will be done to update customer contact information such as contact details, emails etc...
  - Calling customers with an outstanding balance of more than 60days, reminding them of the total due and when we can expect payment.
  - Site visits will be done to hand deliver, Letters of final demands and latest customer statements. Informing customers to settle the account in full or come in for payment arrangement within 7 days.
  - Once all internal collection processes have been exhausted, debtor will be handed over to municipal attorney.

- **Monthly payments arrangements report 31 March 2026**

Account	Name	Balance	Payment	Comment
128975	John albert trust-trust	192,110.23	11,500.00	Up to date
123885	DM Watson	11,821.53	777.75	Up to date
246795	Old inchagarth trust	80,762.49	7,732.39	Up to date
123875	DM Watson	52,950.95	5,057.26	Up to date
115315	Delabre Trust trustee	47,466.45	4,601.20	Up to date
30061424	Ramcharan Tru	34,035.79	6,000.00	Up to date
173755	Mr Sikhakhane	172,828.34	11,600.00	Up to date
254175	Mr S.E Accuts	40,792.45	-	Four months behind
34265	Mohsin Mehmud	130,769.08	5,000.00	Up to date
263325	Malachite Manor	51,532.90	8,000.00	Up to date
266152	Mr M.J Brender A Brandis	83,516.62	-	Three months behind
128775	Houston store	35,185.93	8,391.50	Up to date
115365	Tela mountain cc	112,645.63	2000.00	Up to date
7265	Zondi DP	61,931.07	-	One month behind
26705	Robfair investments	258,143.57	-	One month behind
65580	PD & PS Mbanjwa	63,285.04	-	Three months behind

30063165	Deborah Lee Atkinson	59,776.79	-	One month behind
30056327	Anne young and Malcom E.C Young	113,557.04	-	One month behind
<b>Total</b>		<b>1,603,111.90</b>	<b>70,660.10</b>	

- **Customer's currently negotiating payment arrangements.**

	<b>Name</b>	<b>Balance</b>	<b>Payment</b>
107035	Bank Trust-Trustees	377,700.67	19,000.00
<b>Total</b>		<b>377,700.67</b>	<b>19,000.00</b>

- **Activities to be done to collect outstanding amounts on Government accounts.**

- Physical verification will be done for all unverified Ingonyama trust properties that are billing monthly, to verify land use and as to which department is liable for monthly rates
- Department Provincial Public works have changed back to annual invoices; a payment of R 1 470 114.00 was received for the month of February 2026 and we still waiting for the remaining balance.
- Department of National Public works have paid an amount of R41 625.43 for the month of March 2026.
- Department Rural Development: have paid an amount of R 110 000.00 in the month of November 2025. The department has paid in full.

- **Other Debtors**

- Letters of demand will be drafted and hand delivered for all other debtors, notifying them of the amount owed and to come forward to make necessary payment arrangement with the municipality.
- Once all internal collection processes have been exhausted, debtor will be handed over to municipal attorney.

- **Returned post and customer with no payment on account since change of ownership**

- For the month of March 2026, 11 customer contact information such as contact number, email and postal were updated on Samras and their accounts also added to monthly emailing of statement.
- 7 bounced statement emails were corrected from the monthly report.

- Progress report on handed over accounts for the Month of March 2026  
MHRB ATTORNEYS

Client Reference	Name	Hand Over Amount	Capital Balance	Amount collected to date	Current Balance	Current Status	Comments
30063103	JUSTIN BOETTIGER	R 75,468.69	R 75,468.69	R -	R 75,468.69	Legal stage matters	Notice to Summons the debtor sms has been sent
254755	COLIN CANHAM	R 196,592.69	R 196,592.69	R -	R 196,592.69	Legal stage matters	Notice to Summons the debtor sms has been sent
97485	P&N BATEMAN & PRIOR	R 232,325.63	R 177,325.63	R 60,000.00	R 172,325.63	Promise to pay	Debtor have an active arrangement promise to pay Monthly
107105	GOXHILL FARM(PTY)LTD	R 383,151.57	R 370,627.41	R 12,524.16	R 370,627.41	Promise to pay	Debtor have an active arrangement promise to pay Monthly
264685	MH FOURIE	R 263,453.05	R 178,953.05	R 84,500.00	R 178,953.05	Promise to pay	Debtor have an active arrangement promise to pay Monthly
107035	BANKS TRUST-TRUSTEES	R 327,945.28	R 274,945.28	R 53,000.00	R 274,945.28	Promise to pay	Debtor have an active arrangement promise to pay Monthly
173175	BK EKEROLD	R 240,181.82	R 240,181.82	R -	R 240,181.82	No answer	Account at the tracing department for more information
26495	MR M MATLAKALA	R 130,125.72	R 125,625.72	R 6,000.00	R 124,125.72	Promise to pay	Debtor have an active arrangement promise to pay Monthly
233595	MR S.M VISAGIE	R 277,535.19	R 277,535.19	R -	R 277,535.19	Legal stage matters	Notice to Summons the debtor sms has been sent
30059306	MR S.J STEVENS	R 57,209.81	R 57,209.81	R -	R 57,209.81	To be traced	Account at the tracing department for more information
262195	MS GRP MOOR	R 514,404.24	R 514,404.24	R -	R 514,404.24	Legal stage matters	Notice to Summons the debtor sms has been sent
84205	ROCKY MOUNTAIN LOADGE cc	R 473,840.51	R 473,840.51	R -	R 473,840.51	Legal stage matters	Notice to Summons the debtor sms has been sent
246235	MR CH MAJOR	R 353,571.77	R 353,571.77	R -	R 353,571.77	Promise to pay	AOD signed at the municipality to pay R15000 Monthly
30058491	THOMAS NEIL/SHELL CASE 110 PROPRIETARY LTD	R 263,941.61	R 263,941.61	R -	R 263,941.61	promise to pay	Promise to pay property on the process to be sold
30059849	MR KM MCDONAGH	R 252,215.30	R 252,215.30	R -	R 252,215.30	Legal stage matters	Notice to Summons the debtor sms has been sent
39885	MRS ME VAN DER WESTHUIZEN	R 239,502.49	R 68,622.27	R 170,880.22	R -	Promise to pay	
97445	MR/MRS TP&MN MLAMBO	R 149,586.19	R 149,586.19	R -	R 149,586.19	Legal stage matters	Notice to Summons the debtor sms has been sent
30055852	MR/MRS AJ & SC & DC Watson	R 120,155.05	R 120,155.05	R -	R 120,155.05	Legal stage matters	Notice to Summons the debtor sms has been sent
34265	Earcam one Investm	R 117,422.57	R 102,422.57	R 15,000.00	R 102,422.57	Promise to pay	Debtor have an active arrangement promise to pay Monthly
30063897	Fathima Vanda/Sheriff Brokerage(PTY)LTD	R 113,200.16	R 113,200.16	R -	R 113,200.16	Promise to pay R113 000	settlement of R113 000
30061998	Nsika Trust	R 111,320.34	R 111,320.34	R -	R 111,320.34	To be traced	Account at the tracing department for more information
115335	Mr Litch Lamb/Ted BAR FARMS PTY LTD	R 93,690.90	R 93,690.90	R -	R 93,690.90	Legal stage matters	Notice to Summons the debtor sms has been sent
259725	MR/MRS PM & RW THORN	R 84,010.85	R 84,010.85	R -	R 84,010.85	Legal stage matters	Notice to Summons the debtor sms has been sent
34255	DON IRA FAMILY TRUST	R 77,760.72	R 7,760.72	R 70,000.00	R 7,760.72	Promise to pay	Debtor have an active arrangement promise to pay Monthly
115045	Swabkillcran	R 76,809.53	R 76,809.53	R 3,000.00	R 73,809.53	Promise to pay	Promise to pay R50000
30057964	Mrs Stutterheim Kate	R 74,182.82	R 65,182.82	R 9,000.00	R 65,182.82	Promise to pay	Debtor have an active arrangement promise to pay Monthly
50195	MR MJ SOSIBO	R 62,625.22	R 62,625.22	R -	R 62,625.22	Legal stage matters	Notice to Summons the debtor sms has been sent
30062968	TORNOSTEP PROPRIETARY LTD	R 60,838.45	R 40,838.45	R 20,000.00	R 40,838.45	Promise to pay	Debtor have an active arrangement promise to pay Monthly
30062786	MS K QUIN	R 49,856.31	R 49,856.31	R -	R 49,856.31	Legal stage matters	Notice to Summons the debtor sms has been sent
66732	MR J.H SMITH	R 49,382.79	R 48,011.22	R 1,371.57	R 48,011.22	Promise to pay	Query Pending with NDZ
30060870	Mr M Mchunu	R 45,399.46	R 45,399.46	R -	R 45,399.46	Legal stage matters	Notice to Summons the debtor sms has been sent
30065985	MR I KNOX	R 44,854.94	R 44,854.94	R -	R 44,854.94	Promise to settle the account	Debtor promise to pay R52 000
238105	Valley Lakes Trust Trustees	R 40,199.22	R 40,199.22	R -	R 40,199.22	Promise to pay	Promise to pay property on the process to be sold
30063110	COLUMBIA FORESTRY PTY LTD	R 35,599.47	R 35,599.47	R -	R 35,599.47	Legal stage matters	Notice to Summons the debtor sms has been sent
173375	SW&A Pienaar	R 21,722.66	R 7,722.66	R 14,000.00	R 7,722.66	Promise to pay	Debtor have an active arrangement promise to pay Monthly
30066412	J.M Kozi	R 469,250.58	R 469,250.58	R -	R 469,250.58		Email letter of demand sms has been sent as well
65030	J.M Kozi	R 99,976.99	R 99,976.99	R -	R 99,976.99		Email letter of demand sms has been sent as well
262445	R.C KENNY	R 171,085.46	R 171,085.46	R -	R 171,085.46		Email letter of demand sms has been sent as well
30911	Miss ZF Zondi	R 130,380.17	R 130,380.17	R -	R 130,380.17	promise to pay	Promise to pay R10,000 monthly
		<b>R 6,580,776.22</b>	<b>R 6,071,000.27</b>	<b>R 519,275.95</b>	<b>R 5,992,878.00</b>		


## SL Recovery attorneys March 2026 Progress Report

Client Reference	Name	Hand Over Amount	Amount collected to date	Current Balance	Current Status
173265	SERENDIPITY ADVENTURES PTY LTD - 2004/030484/07	1,052,574.91	-	1,052,574.91	Debtor will settle the account. Requested for discount on the account.
54322	PRIMEINVEST 1103 CC - 1993/016608/23	353,380.24	-	353,380.24	Property was sold five yrs ago
128955	TAYBLE TRUST - 004261/1989	238,273.43	-	238,273.43	Debtor has a query he advised that he has not receiving any services from the municipality that's why he has not been paying and he did log in a query
136805	R J C GRAIG FAMILY TRUST-TRUSTEES	363,331.87	56,160.31	307,171.56	Promise to Pay : Ptp arranged debtor paid on the 17th of march
173435	KARMICHAEL TRUST	144,768.59	28,659.50	116,109.09	Promise to Pay: PTP arranged R22,219.00 on 31 Mar 2026. Paid the account on 16 March 2026.
102215	NEIL RICHARD PRIOR & MICHELE BERENICE PITMAN	194,609.62	12,000.00	182,609.62	Promise to Pay : Ptp arranged to pay R2000 monthly .
67238	MDUMISENI PETROS SIBIYA	71,683.96	4,000.00	67,683.96	Promise to Pay: Debtor promise to pay R4000.00
48121	Russel Glyn Leahy Family Trust	165,952.31	105,923.47	60,028.84	Email to debtor to make a payment
34145	M MBANJWA	134,550.79	95,000.00	39,550.79	Promise to Pay : arranged to pay R10000.00 monthly.
115045	SWANKILLCRAN CC - 1992/004751/23	79,826.99	3,000.00	76,826.99	Promise to Pay: Email sent to debtor to pay account.
34075	PORT FERRY PROPERTIES 32 - 1990/002759/23	499,558.36	-	575,395.84	Account traced and director of the company have no knowledge of the company in NDZ
107205	ROCKY MOUNTAIN LODGE cc - 1985/001080/23	436,554.69	-	436,554.69	No answer
30056327	Mr/Mrs MEC & AL Young	116,354.89	1,200.00	115,154.89	Debtor claims has an arrangement with municipality
266073	MR/MRS AJ & SC & DC Watson	154,218.64	17,000.00	137,218.64	Promise to pay
259115	MR/MRS AJ & SC & DC Watson	78,291.54	8,000.00	70,291.54	Promise to pay
		<b>4,083,930.83</b>	<b>330,943.28</b>	<b>3,828,825.03</b>	

AGE ANALYSIS MARCH 2026

	Current	0-30 Days	30-60 Days	60-90 Days	90-120 Days	Older than 120 Days	Total	Debtor's in %
<b>Debtors Age Analysis by Income Group</b>								
RATES	(628 721,13)	3 524 028,50	2 530 415,58	2 285 007,52	2 171 838,48	114 375 677,55	124 258 246,50	0,86
REFUSE	(3 086,78)	443 458,64	297 931,92	266 073,22	241 220,61	13 488 052,32	14 733 649,93	0,10
RENT	(97 362,94)	103 472,53	102 871,32	93 629,08	72 890,69	3 822 505,46	4 098 006,14	0,03
TRAFFIC FINES	-	78 400,00	64 800,00	78 300,00	79 950,00	1 657 600,00	1 959 050,00	0,01
SUNDRY	(729 170,85)	4 149 359,67	2 996 018,82	2 723 009,82	2 565 899,78	133 365 735,92	145 070 853,16	1,00
<b>Total</b>								
<b>Debtors Age Analysis by Customer Group</b>								
Government	(440 675,70)	959 544,84	997 408,78	928 965,90	951 329,75	45 543 885,58	48 940 459,15	0,34
Business	(49 292,34)	444 017,29	359 152,11	288 952,41	272 614,32	13 946 325,76	15 261 769,55	0,11
Households	(207 574,05)	1 942 742,14	1 162 561,21	1 090 423,77	947 569,89	50 099 642,57	55 035 365,53	0,38
Agriculture	(31 628,76)	765 675,97	443 483,22	381 058,16	360 774,42	20 038 010,21	21 957 373,22	0,15
Other	-	37 379,43	33 413,50	33 609,58	33 611,40	3 737 871,80	3 875 885,71	0,03
<b>Total by Customer group</b>	<b>(729 170,85)</b>	<b>4 149 359,67</b>	<b>2 996 018,82</b>	<b>2 723 009,82</b>	<b>2 565 899,78</b>	<b>133 365 735,92</b>	<b>145 070 853,16</b>	<b>1,00</b>

DEBTORS AGE ANALYSIS BY CUSTOMER GROUP



Government	48 940 459,15
Business	15 261 769,55
Households	55 035 365,53
Agriculture	21 957 373,22
Other	3 875 885,71
<b>Total</b>	<b>145 070 853,16</b>

Prepared by

Checked by

Approved by


*(Signature)*  
M Sikhathane  
*(Signature)*  
N Mkhize  
*(Signature)*  
N Wils

Date :10/04/2026

Date :10/04/2026

Date :10/04/2026

DEBTORS AGE ANALYSIS BY INCOME GROUP





Main Street  
Creighton, 3263

P.O Box 62

Creighton 3263

Phone: +27 39 833 1038

Fax: +27 39 833 1179

Email: [mailbox@ndz.gov.za](mailto:mailbox@ndz.gov.za)

[www.ndz.gov.za](http://www.ndz.gov.za)

*A Better Place for All*

31 MARCH 2026

## 5.4: REVENUE ENHANCEMENT STRATEGY

Main Street  
Creighton, 3263

P.O Box 62

Creighton 3263

Phone: +27 39 833 1038

Fax: +27 39 833 1179

Email: taylorc@ndz.gov.za

[www.ndz.gov.za](http://www.ndz.gov.za)



## DR NKOSAZANA DLAMINI ZUMA MUNICIPALITY

REVENUE ENHANCEMENT STRATEGY									
No.	FUNCTION	PROBLEM STATEMENT OR CHALLENGE	EXTENT OF THE PROBLEM OR REVENUE LOSS	STRATEGIES	ACTIVITIES OR INTERVENTION	REVENUE IMPACT	BUDGET OR FINANCIAL IMPLICATION	TIMEFRAME	RESPONSIBLE
1	Human Settlements	Lack of development in identified land parcels such as Creighton, Bulwer, Underberg and Himmeville	Loss of revenue from stands or properties	Dispose the available unused municipal residential land not earmarked for any municipal development	Dispose the available unused municipal residential land not earmarked for any municipal development  8 municipal owned residential sites in Creighton were sold in a public auction which was held on the 26 <sup>th</sup> April 2023.	More Revenue to be generated.	To be quantified before finalization of the budget.	30-Jun-26	Manager: Planning and Development
2	Land Use Management	Formalization of invalid areas next to Bulwer Township	Lack of collection of property rates and service charges in the areas	Dispose and transfer those already invaded stands to the house owners.	Subdivide and sale of land already occupied.  The project to formalize the Khenana Area in	Additional property rates and service charges	Costs subdividing	30-Jun-26	Manager: Planning and Development

					Bulwer has commenced and the Final subdivision layout will be developed before the end of 2022/23 FY.				
3	Real Estate	Owners of low cost houses not following municipal process when upgrading/extending their houses	Loss of revenue on upgraded components	Improve property rates revenue generation	<p>Develop 3 different building plans to be used by low cost owners at no fee or lower fee</p> <p>The difficulty in developing standard building plans is that sites have unique characteristics from each other and residents have different preferences. An architect must be appointed for individual site.</p>	Additional property rates and service charges, revenue to be generated due to the increase in the value of the property	Operational Costs	30-Jun-26	Manager: Planning and Development

## REVENUE ENHANCEMENT STRATEGY

No.	FUNCTION	PROBLEM STATEMENT OR CHALLENGE	EXTENT OF THE PROBLEM OR REVENUE LOSS	STRATEGIES	ACTIVITIES OR INTERVENTION	REVENUE IMPACT	BUDGET OR FINANCIAL IMPLICATION	TIMEFRAME	RESPONSIBLE
4	Property rates revenue	Loss of revenue due to properties registered in the name of municipality occupied/ owned by third parties	Properties are registered in the name of the municipality resulting in a possible loss of income	To enhance the property rates revenue generation	<p>Identify and verify all properties registered in the municipality to be transferred to the rightful owners</p> <p>The municipal property used by the Department of Health for a Clinic has been paid, the property is now being transferred</p>	Additional Property rates	Operational Costs	30 Jun 2026	Manager: Planning and Development

5	Property Development	Illegal occupants on Transnet houses in Donnybrook and unavailability of land in Donnybrook area	<p>1. Unable to develop Donnybrooks since it privately owned.</p> <p>2. The municipality is currently negotiating with Transnet to permit the municipality to acquire 36 houses in Donnybrook. These houses have been vandalized and occupied illegally by individual citizens. The municipality could potentially generate approximately R1.2 million Per annum on rental income.</p>	Facilitate ownership of Transnet land/houses to the municipality	<p>Follow ups with Transnet Asset Division</p> <p>Transnet has requested a new offer as the existing one was done in 2013, Our rates department together with our property valuers are working on a new offer that will be supported by the valuation certificates</p>	Rental Income	Transfer Costs	30 Jun 2026	Office of the Municipal Manager
6	Business Licenses	Businesses operate without business licenses	All businesses at (former) Ingwe operate without business licenses and thus the Municipality must implement a policy for licensing businesses			<p>License fees revenue will improve</p> <p>The Business Licensing Office has commenced with registration of businesses and there already income that is being generated for the municipality</p>	Operational Costs	30-June-26	Manager: Planning and Development
7	Land Use	Loss of Revenue on Unused Municipal Agricultural land	Opportunity Costs for all Unused Municipal Land	Identification of all Unused land for potential leasing or partnership	<p>1. Assess and identify all the land belonging to the municipal land</p> <p>2. Partnership with private small farmers or bele cutters etc. for revenue generation</p>	Rental Income to improve	Operational	31-June 2026	Manager: Planning and Development

						land for belling purposes and some of the produce is sold to the community.			
--	--	--	--	--	--	---	--	--	--

REVENUE ENHANCEMENT STRATEGY									
No.	FUNCTION	PROBLEM STATEMENT OR CHALLENGE	EXTENT OF THE PROBLEM OR REVENUE LOSS	STRATEGIES	ACTIVITIES OR INTERVENTION	REVENUE IMPACT	BUDGET OR FINANCIAL IMPLICATION	TIMEFRAME	RESPONSIBLE
8	Development and Planning	Lack of precinct development plan for all municipal towns discourages development	<p>1. Town's expansion and Development is not properly guided.</p> <p>2. Towns growth is discouraged and dejected</p>	Development of municipal town's precincts plans.	All NDZ Towns do have precinct Plans, but some like Underberg and Donnybrook need to be updated.	<p>1. Property Rates and waste income to improve</p> <p>2. Economic growth of our towns.</p>	Operational	30-Jun-26	Manager: Planning and Development
9	Private Public Partnerships			The Municipality should invite property developers and investors in the jurisdiction of the Municipality to develop productive and economic projects to generate municipal revenue and Increase employment.		An investor by the name of uKhahlamba Poultry Abattoir and Broiler Farms has shown interest in sourcing funding and developing the Poultry Processing Plant within the municipality. There are ongoing engagements to finalize an MOU with the municipality. The municipality has also partnered with SANRAL in order for emerging contractors to receive training and a possibility of receiving	Operational	Ongoing	LED Manager / Planning and Development

						work from the entity.			
10	Real Estate	Government amenities or facilities built on properties owned by the municipality, e.g. Underberg Clinic.	Property rates revenue is not generated from these properties	Improve property rates revenue generation	Transfer the properties to relevant government departments and entities  The municipal property used by the Department of Health for a Clinic has been paid, the property is now being transferred	Additional property rates and service charges, revenue to be generated due to the increase in the value of the property	Operational Costs	30-Jun-26	Office of the Municipal Manager

REVENUE ENHANCEMENT STRATEGY									
No.	FUNCTION	PROBLEM STATEMENT OR CHALLENGE	EXTENT OF THE PROBLEM OR REVENUE LOSS	STRATEGIES	ACTIVITIES OR INTERVENTION	REVENUE IMPACT	BUDGET OR FINANCIAL IMPLICATION	TIMEFRAME	RESPONSIBLE
11	Economic Development	Lack of Infrastructure support for emerging enterprises	Loss of rental revenue from emerging enterprises	Development of incubation hubs	1. Funding is being sourced and have been received from COGTA to develop trading stalls and sidewalks in Bulwer & EDTEA has also funded an SMME programme referred to as MEI. 2. The municipality has also completed a Business Hive for emerging enterprises in Himeville and allocation will commence soon.	Rental revenue from the incubation hubs/ Vendor Permits	Costs of building incubation hubs	30-Jun-26	Senior Manager: DTPS
12	Real Estate	Non-Payment of taxi permits	Loss of revenue from taxi permits	Levying taxi permits to all taxi owners using serviced Taxi Ranks	1. Engaging all Taxi Associations using Municipal Taxi Ranks  2. Communicating tariffs for using municipal taxi ranks	Additional Taxi Permits revenue to be generated (Achieved)	Operational	31-Dec-25	Community Services Manager
13	Local Economic Development and Tourism	Lack and Failure to Attract potential investors	Investors not aware of potential opportunities available at NDZ	Investors conference	Management to request Office Bearers to lead negotiations of attracting potential investors	Revenue Growth  An LED, Tourism & Investment Summit was held in March 2022 and investors were invited and some did attend. There is another session that is planned for February 2023 which will include site visits to towns with	Planning costs	30-June-2026	DTPS Manager

						investors.			
14	Solid Waste Revenue	Solid Waste Revenue not optimized	Some households are not billed for refuse removal, resulting in a loss of revenue from end users	To enhance refuse removal revenue generation	<p>1. Reconcile the billing database, refuse removal register and the property master register</p> <p>2. Physical verification of all sites where refuse is collected</p>	Additional revenue will be generated	Operational Costs	31-march 2026	DCFO

REVENUE ENHANCEMENT STRATEGY									
No.	FUNCTION	PROBLEM STATEMENT OR CHALLENGE	EXTENT OF THE PROBLEM OR REVENUE LOSS	STRATEGIES	ACTIVITIES OR INTERVENTION	REVENUE IMPACT	BUDGET OR FINANCIAL IMPLICATION	TIMEFRAME	RESPONSIBLE
15	Financial Management	The cost of rendering services is not in line with the principals of financial management relating to effectiveness, efficiency and value for money	Trading services, refuse removal are not generating trading surpluses, cost incurred cannot be traced to the value chain of rendering services. Support services costs are not allocated to the primary service functions	Implement value chain analysis and cost remodeling strategy	<ol style="list-style-type: none"> <li>1. Conduct cost remodeling on all primary service delivery functions</li> <li>2. Develop new tariff structure for refuse</li> <li>3. Develop new tariff structure for service and sundry charges</li> </ol>	Additional revenue	Operational Costs	31-Jan-26	DCFO
16	Commercial/outdoor advertising	The municipality is not charging businesses when they advertising on municipal space	Loss of advertising revenue	<ol style="list-style-type: none"> <li>1. Communicate outdoor tariffs with affected businesses</li> <li>2. Enforce outdoor advertising bylaws</li> </ol>	So far, the Municipality is collecting from one company that has approved Billboards in Underberg and Bulwer, the Department is in a process of outsourcing this function due to lack of internal capacity			31-Mar-26	DCFO
17	Waste Management	Lack of capacity to estimate private dumpers waste in the Transfer Station	Loss of revenue that could be generated/charged to private dumpers	Procure Resources to estimate private dumpers waste	Acquire Weigh bridge. Gather information of all private dumpers. Establish controls and bill all private dumber	Additional revenue is projected to be generated		28-March-26	Assistant Manager: Public Works and Basic Services
18	Maintenance of Municipal Towns	Investors and Ordinary citizens are discouraged to reside in NDZ	Residents leaving the area because of poor management of towns and Infrastructure	<ol style="list-style-type: none"> <li>1. Keep out towns clean and safe</li> <li>2. Improve Infrastructure in Towns</li> </ol>	The relevant department should develop a plan to ensure that all towns are kept clean such as grass cutting and landscaping	Revenue protection	Operational Costs	On-going	Manager Public works and Basic Services.

REVENUE ENHANCEMENT STRATEGY									
No.	FUNCTION	PROBLEM STATEMENT OR CHALLENGE	EXTENT OF THE PROBLEM OR REVENUE LOSS	STRATEGIES	ACTIVITIES OR INTERVENTION	REVENUE IMPACT	BUDGET OR FINANCIAL IMPLICATION	TIMEFRAME	RESPONSIBLE
19	Tariffs on refuse collection	Illegal dumping of garden and other refuse	To be determined by study	<ol style="list-style-type: none"> <li>1. Private dumpers to be charged</li> <li>2. Illegal dumpers to be fined</li> </ol>	<ol style="list-style-type: none"> <li>1. The department will conduct a study on how to enforce the bylaws for dumping illegally</li> <li>2. Enforcement of all municipal bylaws</li> </ol>	Refuse income to	Operational Costs	31-March 2026	Assistant Manager: Public Works and Basic Services

**REPORT ON FLEET MANAGEMENT FOR MONTH ENDING MARCH 2026**

**AUTHOR:** Chief financial officer  
(File Ref :) Finance Department

1<sup>st</sup> Level Manco  
2<sup>nd</sup> level: FINANCE  
3<sup>rd</sup> level: EXCO  
4<sup>th</sup> level: COUNCIL

**PURPOSE**

To inform the Committees and Council about fleet management of the municipality

**LEGAL/STATUTORY REQUIREMENTS**

Municipal Systems Act 32 of 2000, Municipal Fleet Management Policy & MFMA

**BACKGROUND AND REASONING**

Fleet management purpose is to oversee and coordinate the operation of a fleet of vehicles, ensuring they are used efficiently, safely and cost effectively.

**FINANCIAL IMPLICATIONS:**

Refer to annexures

**Annexures**

- A. Accident information
- B. Cost analysis

**RISKS**

- Vehicle abuse, Accidents, Car theft

#### **MANAGEMENT OF RISKS**

- Trip Authorization forms
- Insurance
- Management Reports
- Trackers Reports

#### **RECOMMENDATIONS**

- That Council and Committees to note this report

ANNEXURE A  
ACCIDENT INFORMATION

**MARCH 2026**

<b>ACCIDENT TO VEHICLE:</b>						
<b>DATE</b>	<b>VEHICLE</b>	<b>DRIVER EMPLOYMENT NUMBER</b>	<b>REPORTED TO FLEET UNIT YES/NO</b>	<b>REPORTED TO INSURANCE YES/NO</b>	<b>EXTENT OF DAMAGES</b>	<b>CASE STATUS</b>
25 MARCH 2026	BH 05 HC ZN		YES	NOT YET	ALL FRONT PANELS	CASE TRANSFERRED TO HUMAN RESOURCES DEPARTMENT
25 MARCH 2026	BD 37 WT ZN		YES	NOT YET	ALL FRONT PANELS	CASE TRANSFERRED TO HUMAN RESOURCES DEPARTMENT



BR 17 HP ZN	UD TRUCK SKIP	2307	17274.20	842.86	-	-	-	-	-	141.29
BN 35 FH ZN	ISUZU REFUSE TRUCK	1746	23512.70	1144.86	-	-	-	-	-	150.10
BX 69 GM ZN	TRACTOR	64 HRS	4645.90	225.27	-	-	-	-	-	117.82
BX 69 GK ZN	TRACTOR	32 HRS	2314.70	110.59	-	-	-	-	-	200.21
BX 76 PN ZN	TLB	291 HRS	5165.10	112.94	-	-	-	-	-	112.94
CH 75 YW ZN	FUSO TRUCK HONEY SUCKER	5205	27010.50	1303.11	-	-	-	-	95.50	188.98

**COMMUNITY SERVICES DEPARTMENT**

VEHICLES	MAKE & MODEL	DISTANCE/ KM	FUEL COSTS	FUEL IN LITRES	REPAIRS	SERVICE	TYRES	TOLL	OIL	FEES
BD 37 LH ZN	S/C TOYOTA	1830	3962.07	194.39	-	-	-	-	-	111.24
BD 37 RG ZN	S/C ISUZU	2853	6233.01	299.48	-	-	-	-	-	125.69
BD 37 RL ZN	AVANZA	4059	6468.95	327.28	-	-	-	-	-	154.12
BD 37 PY ZN	COROLLA	2704	4938.65	249.61	-	-	-	-	-	140.72
BD 37 WT ZN	D/C NISSAN	2989	5278.19	256.27	-	-	-	-	-	124.34
BD 37 XS ZN	UD TRUCK ANIMAL TRUCK	2157	14307.13	704.961	-	-	-	-	-	125.85
BD 37 YR ZN	ISUZU FIRE TRUCK	-	-	-	-	-	-	-	-	88.78
BH 05 JD ZN	D/C ISUZU	4509	8606.06	423.97	-	-	-	-	-	140.28
BJ 48 XP ZN	D/C ISUZU	3041	6966.95	335.55	-	-	-	-	-	126.72
BJ 48 WK ZN	E/C ISUZU	1407	3386.45	162.90	-	-	-	-	-	121.66
BM 10 SN ZN	S/C ISUZU	2691	6223.99	308.87	-	-	-	-	-	125.67
BM 10 XK ZN	D/C ISUZU	1665	4436.09	218.52	-	-	-	16.00	-	134.41
BM 10 NX ZN	D/C ISUZU	1097	3293.84	163.13	-	-	-	-	44.00	127.22
BR 17 VP ZN	S/C TOYOTA	768	3231.19	160.11	-	-	-	-	-	110.21
BR 17 MS ZN	S/C ISUZU	2427	5624.32	272.78	-	-	-	-	-	119.21
BR 17 KG ZN	D/C ISUZU	4525	10257.95	499.75	-	-	-	98.00	-	182.09
BR 17 LG ZN	D/C ISUZU	1543	3975	191.75	-	-	-	-	-	116.88
BR 17 JS ZN	D/C ISUZU	2445	5093.76	244.79	-	-	-	33.00	-	129.74
BR 17 LW ZN	S/C ISUZU	3531	7456.15	363.86	-	-	-	-	-	127.41
BS 48 MX ZN	D/C ISUZU	3424	8139.00	395.75	-	-	-	-	-	139.62
BT 82 KK ZN	D/C ISUZU	2956	6149.10	297.11	-	-	-	-	44.00	136.89
CK 07 TW ZN	D/C ISUZU	3175	6545.91	317.00	-	-	-	16.50	-	131.77

CK 07 PP ZN	D/C ISUZU	3423	9437.30	421.02	-	-	-	-	-	141.45
CK 07 GG ZN	D/C ISUZU	2458	5450.20	239.46	-	-	-	-	-	118.96
CK 07 KW ZN	D/C ISUZU	3691	7551.75	344.85	-	-	-	261.00	80.00	195.47
CK 07 XP ZN	D/C ISUZU	3330	6861.08	332.76	-	-	-	-	189.00	138.08
CS 88 VC ZN	UD TRUCK LIBRARY TRUCK	843	3976.70	190.00	-	-	-	-	-	100.02

**CORPORATE SERVICES DEPARTMENT**

VEHICLES	MAKE & MODEL	DISTANCE/ KM	FUEL COSTS	FUEL IN LITRES	REPAIRS	SERVICE	TYRES	TOLL	OIL	FEES
BD 37 RY ZN	S/C ISUZU	-	-	-	-	-	-	-	-	88.78
BK 43 GX ZN	D/C TOYOTA	2748	5380.26	259.09	-	-	-	38.50	-	130.16
BR 17 WG ZN	COROLLA	2853	4930.18	250.66	-	-	-	97.00	-	168.94

**EXECUTIVE AND COUNCIL**

VEHICLES	MAKE & MODEL	DISTANCE/ KM	FUEL COSTS	FUEL IN LITRES	REPAIRS	SERVICE	TYRES	TOLL	OIL	FEES
BH 05 JT ZN	D/C ISUZU	2275	4891.28	238.49	-	-	-	-	-	118.17
BJ 48 WV ZN	VW BUS	702	1843.79	91.32	-	-	-	68.00	-	108.34

**BUDGET AND TREASURY OFFICE**

VEHICLES	MAKE & MODEL	DISTANCE/ KM	FUEL COSTS	FUEL IN LITRES	REPAIRS	SERVICE	TYRES	TOLL	OIL	FEES
BD 37 MZ ZN	AVANZA	1690	2818.30	142.55	-	-	-	-	-	115.24
BH 05 HC ZN	D/C ISUZU	3287	7407.09	359.70	-	-	-	16.50	-	144.23
BW 21 YC ZN	QUANTUM	5497	14166.35	656.67	-	-	-	132.00	120.00	221.55
BN 35 DV ZN	UD TRUCK ROLLBACK	1165	10126.95	487.81	-	-	-	-	-	114.33

**PLANNING AND DEVELOPMENT SERVICES**

VEHICLES	MAKE & MODEL	DISTANC E/KM	FUEL COSTS	FUEL IN LITRES	REPAIRS	SERVICE	TYRES	TOLL	OIL	FEES
BR 17 RB ZN	D/C NISSAN	528	1165.40	55.68	-	-	-	16.50	-	101.69
BX 69 GN ZN	S/C NISSAN	1248	2392.86	118.51	-	-	-	32.00	-	114.69
BW 21 YN ZN	D/C ISUZU	1439	2734.45	126.18	-	-	-	175.00	-	149.09
BD 37 WM ZN	D/C NISSAN	4529	8096.24	389.65	-	-	-	33.00	90.00	150.97
BK 43 HS ZN	D/C TOYOTA	438	956.10	45.68	-	-	-	-	-	95.75
BK 43 KN ZN	S/C ISUZU	-	-	-	-	-	-	-	-	88.78
BM 10 VF ZN	D/C ISUZU	719	1268.68	61.49	-	-	-	40.00	-	113.11

**POOL**

VEHICLES	MAKE & MODEL	DISTANC E/KM	FUEL COSTS	FUEL IN LITRES	REPAIRS	SERVICE	TYRES	TOLL	OIL	FEES
DF 09 WH ZN	FORTUNER	4352	10127.17	461.21	-	-	-	65.00	90.00	170.75

<b>TOTAL</b>		<b>151861KM &amp; 1269HRS</b>	<b>494,493.09</b>	-	-	-	-	<b>1,275.50</b>	<b>3,001.40</b>	<b>9,712.66</b>
--------------	--	-------------------------------	-------------------	---	---	---	---	-----------------	-----------------	-----------------

**REPORT ON SUPPLY CHAIN MANAGEMENT FOR THE MONTH ENDED 31 MARCH 2026-DR NKOSAZANA DLAMINI ZUMA MUNICIPALITY**

**AUTHOR: CHIEF FINANCE OFFICER (File Ref: Budget and Treasury Office)**

1<sup>st</sup> Level : MANCO  
 2<sup>nd</sup> Level : Finance Committee  
 3<sup>rd</sup> Level : EXCO  
 4<sup>th</sup> Level : Council

**PURPOSE**

To present the Implementation of the Supply chain management policy to the Committee and Council on purchases made by the municipality for the month ended 31 MARCH 2026.

**BACK GROUND**

The Municipal Finance Management Act No 56, 2003 Chapter 11, the municipal supply chain management Regulation, as published in the Government Gazette on 30 May 2005 and the Supply Chain Management Policy as adopted by Council state that a report must be submitted within ten (10) working days of the end of each month to committees and council, in order to create a transparent image to all processes in the Supply Chain Management Division. **LEGISLATIVE FRAMEWORK**

- Constitution of Republic of South Africa, Act No 108 of 1996
- Municipal Finance Management Act, No 56 of 2003 Section 71
- Board Based Black Economic Empowerment Amended Act,2013 (Act Non.46 of 2013)
- PPPFA Regulations 2000
- Supply Chain Management policy

**RANGE OF PROCUMENT**

- Direct purchase, up to the transaction value of R 2000,00
- formal written price quotations for procurements of a transaction value above R2 000.00 up to R300 000 (VAT included);
- formal written price quotations for procurements of a transaction value above R30 000.01 up to R300 000 (VAT included);
- Competitive bidding procurements above a transaction value of R300 000,01 (VAT included)

**STAFF IMPLICATIONS**

- There is no staff implication

### **BID COMMITTEE SITTINGS**

Bid Specification Committee	: 1
Bid Evaluation Committee	: 2
Bid Adjudication Committee	: 0

**Note:** The bid committees are expected to sit at least 4 times a month as per SCM calendar.

### **FINANCIAL IMPLICATION / EXPENDITURE**

○ DEVIATIONS	: R 23 000,00
○ IRREGULAR EXPENDITURE	: R 0,00
○ FRUITLESS AND WASTEFUL EXPENDITURE	: R 0,00
○ UNAUTHORISED EXPENDITURE	: R 0,00
○ ORDERS BELOW R 30 000,00 (ONCEOFF)	: R 79 971,75
○ ORDERS FOR CONTRACTED SERVICES	: R 35 819,28
○ AWARDS BETWEEN R 30 000,01 – 300 000,00	: 0,00
○ AWARDS MORE THAN R 300 000,01	: R 5 762 938,15
○ FUEL ORDERS	: R 0,00
○ FUNERAL	: R 0,00
○ TRANSVERSAL CONTRACT	: R 0,00
○ PANELS/ CONTRACTED	: R 98 371,18

### **ANNEXURES**

- Annexure “A” – Deviation and Unauthorised, Fruitless and wasteful expenditure
- Annexure “B” – Orders below R 30 000,00 (once off)
- Annexure “C” – Orders for contracted services
- Annexure “D” – Between R 30 000,01 – R 300 000,00
- Annexure “E” – Awards more than R 300 000, 01
- Annexure “F” – Fuel orders
- Annexure “G” – Funeral orders
- Annexure “H” – Transversal Contract
- Annexure “I” - Panel

### **RECOMMENDATIONS**

That Committee and Council note this report

<b>SUMMARY OF ORDERS FOR THE PERIOD OF 31 MARCH 2026 (see Annexure A)</b>		
<b>DESCRIPTION</b>	<b>RANGE</b>	<b>AMOUNT</b>
Direct Purchase belowe	R0.01-R2000	R 504,39
Written formal quotation	R 2 000,00 - R 30 000,00	R 79 467,56
<b>TOTAL ONCEOFF ORDERS</b>		<b>R 79 971,95</b>
Deviations		R 23 000,00
Irregular Expenditure		R -
Fruitless and wasteful expenditure		R -
Unauthorised expenditure		R -
Contracted Services	Contracted	R 35 819,28
Quotation	R 30 000,01-R 300 000,00	R -
Bids	Above R300 000,01	R 5 762 938,15
Petrol Orders		R -
Funeral Assistance Orders		R -
Transversal Contract		R -
Panel service providers		R 98 371,18
<b>TOTAL ORDERS</b>		<b>R 6 000 100,56</b>

## DEVIATION FOR THE MONTH ENDED- 31 MARCH 2026 (ANNEXURE A)

DATE	ORDER NO.	COMPANY NAME	AMOUNT	DESCRIPTION OF SERVICE	REASON
18/03/2026	9675	Bulwer and Donnybrook Taxi Association	R10 000,00	3 x 15 and 1 x 22 seater taxi transportation community to TB Day event held in Hlabeni Hall ward 6 on the 19 March 2026	Impractical to follow the SCM process -Municipality has two taxi association Donnybrook and Bulwer
24/03/2026	9678	Bulwer and Donnybrook Taxi Association	R13 000,00	4 x 15 seater taxi transporting community members attending Human right day at ward 14 , Kwanomandlovu Comm Hall on the 25 March 2026	Impractical to follow the SCM process -Municipality has two taxi association Donnybrook and Bulwer
<b>TOTAL ORDERS</b>			<b>R23 000,00</b>		
<b>IRREGULAR EXPENDITURE FOR THE MONTH ENDED- 31 MARCH 2026 (ANNEXURE B)</b>					
DATE	ORDER NO.	COMPANY NAME	AMOUNT	DESCRIPTION OF SERVICE	REASON
<b>TOTAL ORDERS</b>			<b>R0,00</b>		

## FRUITLESS AND WASTEFUL EXPENDITURE FOR THE MONTH ENDED- 31 MARCH 2026

DATE	ORDER NO.	COMPANY NAME	AMOUNT	DESCRIPTION OF SERVICE	REASON
			<u>R0,00</u>		

## UNAUTHORISED EXPENDITURE FOR THE MONTH ENDED- 31 MARCH 2026 (ANNEXURE G )

DATE	ORDER NO.	COMPANY NAME	AMOUNT	DESCRIPTION OF SERVICE	REASON
			<u>R0,00</u>		

## MINOR BREACHES

DATE	ORDER NO.	COMPANY NAME	AMOUNT	DESCRIPTION OF SERVICE	REASON
			<u>R0,00</u>		

TRANSVERSAL ORDERS FOR 31 MARCH 2026 ( Annexure A)			
ORDER NO.	COMPANY NAME	SERVICE	AMOUNT
<b>TOTAL ORDERS</b>			<b>R0,00</b>





<b>DIRECT PURCHASE BETWEEN R0.01-R2000 FOR THE MONTH OF 31 MARCH 2026</b>			
<b>ORDER NUMBER</b>	<b>COMPANY NAME</b>	<b>DESCRIPTION OF SERVICE/GOODS</b>	<b>AMOUNT</b>
9598	Government printing works	Intention of awards Supplementary valuation roll in IsiZulu and English	R 504,39
<b>TOTAL ORDERS</b>			<b>R 504,39</b>

<b>WRITTEN QUOTATIONS BETWEEN R2000,01 TO R30 000,00 FOR 31 MARCH 2026 (Annexuer B)</b>			
<b>Order Numbers</b>	<b>Company Name</b>	<b>DESCRIPTION OF SERVICE RENDERED</b>	<b>AMOUNT</b>
000000900004877	NTATHAKUSA ADMIN SOLUTIONS	Request SCM to seek quotation for catering of fifty (50) people who will be attending the Informal Traders By Laws and Cannabis Cultivation and Processing Awareness Workshop toDate: Wednesday 11th March 20 Venue: Bulwer C Rice and steam bread Beef curry and roasted chicken 2 Salads Juice Water	R11 000,00
000000900004920	MZUNGEZWA SC TRADING	Request for catering for LED forum.Date: 25 March 2026 Time: 10h00 Venue: Bulwer CSC Menu:1. Rice and steam bread 2. Beef curry and roasted chicken 3. 2 salads 4. 100% Fruit Juice 5. Still water	R3 450,00
000000900004964	SAKOKUHLE SUPPLIERS	Request for cellphones for 2nd round IDP Roadshows for 2026/27 from ward 1-15 from 14-16 April 2026.	R24 700,00
000000900004966	BEET BY BEET	Request for bottled water for 2nd round 2026/27 IDP Roadshows which includes ward 1-15 and will be held on 14-16 April 2026	R10 500,00
000000900004970	MEKE	Request for Rice, Beef/Chicken Curry, salads & 100% fruit juice for Zone 1: IDP Roadshows taking place on the 14.04.26 at 11:00.	R20 000,00
000000900004968	RISENATHI TRADING	Request lunch for the Council meeting which will be held on 31 March 2026 at Dr NDZ municipality Council Chamber in Creighton.lunch should be as follows:- Hot platter- cold platter- Cold drink 440 ml- paper plates - Serviettes lunch should be delivered at 12:00	R7 800,00
9595	Government printing works	Publication of 2025/2026 Adjustment Budget in Local News Papers	R2 017,56
<b>TOTAL ORDERS</b>			<b>R79 467,56</b>

**FORMAL WRITTEN QUOTATIONS BETWEEN R30 000,01 - R 300 000,00 FOR 31 MARCH 2026**

<b>Company Name</b>	<b>DESCRIPTION OF SERVICE RENDERED</b>	<b>AMOUNT</b>
<b>TOTAL</b>		<b><u>R0,00</u></b>

FORMAL WRITTEN QUOTATIONS FOR PANELS (CONTRACTS) FOR THE MONTH OF 31 MARCH 2026			
Order Numbers	Company Name	DESCRIPTION OF SERVICE RENDERED	AMOUNT
000000900004899	BAITHAUPI EXECUTIVE TRAVEL	Request accommodation booking for Ms Lindie Zuma (CPO) attending 9th South African TB conference 2026 at Birchwood Hotel & OR Tambo Conference Centre. Check in: 07th June 2026 Check out: 11th June 2026 Bed, breakfast, Lunch, Dinner & parking	R7 270,00
000000900004928	BAITHAUPI EXECUTIVE TRAVEL	Accommodation request for Mr J Mazibuko attending national workshop on PIE Act amendment. Check-in: 23 March 2026 Check out: 25 March 2026 -Dinner, Bed and Breakfast	R4 220,00
000000900004931	BAITHAUPI EXECUTIVE TRAVEL	Air Flight request for Mr J Mazibuko attending national workshop on PIE Act amendment. Departure: 23 March 2026 Return: 25 March 2026	R4 699,14
000000900004937	BAITHAUPI EXECUTIVE TRAVEL	Request for the shuttle for M J Mazibuko Arrival = 23 March 2026. Departure = 25 March 2026. 23 March 2026 from the airport to the hotel 24 March 2026 hotel to the workshop venue (return) 25 March 2026 from the hotel to the workshop venue and to airport	R4 036,60
000000900004936	BAITHAUPI EXECUTIVE TRAVEL	Accommodation request for Mr S Gwala attending Pie Act Amendment. Check in: 23/03/26 Check out: 25/03/26 -Dinner and breakfast, bed	R4 220,00
000000900004934	BAITHAUPI EXECUTIVE TRAVEL	Air Flight request for Mr S Gwala Departure: 23 March 2026 Return: 25 March 2026	R4 699,14
000000900004907	REAL TRAVEL	Accommodation for Ms SLA Ndelu and Mrs NP Basi attending the Waste Khoro 2026 hosted by the department of DFFE IN Bloemfontein, Check in: 17-20 March 2026 Dinner, bed, breakfast and parking	R10 300,00
000000900004902	BAITHAUPI EXECUTIVE TRAVEL	Request for car hire/shuttle for Ms SLA Ndelu and Mrs NP Basi will be attending Waste khoro 2026 hosted by DFFE at Bloemfontein 17-20 March 2026	R7 393,30
000000900004898	BAITHAUPI EXECUTIVE TRAVEL	Accommodation request for 3 tourism officials attending africa travel indaba. Nduduzo Khoza, Nelisiwe Makhanya and Sinenhlanhla Memela Check in: 11 May 2026 Checkout: 15 May 2026-Dinner, bed and breakfast	R18 858,00
000000900004900	BAITHAUPI EXECUTIVE TRAVEL	management training. Check in: 16 March 2026 Checkout: 18 March 2026 Venue: Durban -Bed, Breakfast and Dinner-Parking	R3 630,00
000000900004933	BAITHAUPI EXECUTIVE TRAVEL	Request for accommodation for PK Phoswa & A Zondi attending Audit & Finance training in Dbn. Check in: 24.03.26, Check out: 25.03.26. Please provide dinner, bed, breakfast & parking.	R3 860,00
000000900004932	BAITHAUPI EXECUTIVE TRAVEL	Request for accommodation for X Nzimande & S Mnguni attending Audit & Finance training in Dbn. Check in: 24.03.26, Check out: 25.03.26. Please provide dinner, bed & breakfast	R3 860,00
000000900004929	BAITHAUPI EXECUTIVE TRAVEL	Accommodation for Ms N Xaba; Ms T Makhanya; Ms A Maduna; Ms PN Dlamini; Mr H Taylor & Mr T Khumalo attending Audit & Finance Training in Durban on the 24th to 25th March 2026	R11 580,00
000000900004935	BAITHAUPI EXECUTIVE TRAVEL	Request for accommodation for Mr Nkosinathi Wela attending Audit and Finance Training in uMhlanga, Durban. Check in : 24 March 2026 Check out: 25 March 2026 Kindly provide: Bed, Breakfast, Dinner and Parking.	R1 930,00
000000900004948	BAITHAUPI EXECUTIVE TRAVEL	Request for accommodation for Mr. P Mtungwa attending Audit and Finance Training at coastlands uMhlanga hotel. check in : 24 March 2026 check out: 25 March 2026 Please provide: Bed, Breakfast, Dinner and parking.	R2 025,00
000000900004953	BAITHAUPI EXECUTIVE TRAVEL	Request for accommodation for officials that will be attending Public Participation & Rapid Response meeting at Mayville. Please provide accommodation for P Zaca, V Sosibo & M Myebe. Check in: 19.03.26, Check out: 20.03.26 . Please provide dinner, bed, breakfast & parking	R5 790,00
		<b>TOTAL</b>	<b>R98 371,18</b>

WRITTEN QUOTATIONS FOR CONTRACTED SERVICES BETWEEN FOR 31 MARCH 2026			
Order Numbers	SUPPLIER NAME	DESCRIPTION OF SERVICES RENDERED	AMOUNT
000000900004962	SOMBIZI HOLDINGS	Request for advertising intention award supplementary Valuation roll 4 in East Griqualand post newspaper as per the attached Memo.	R35 819,28
<b>Totals</b>			<b>R35 819,28</b>

## 9.1 BID ABOVE 300 000,00 AWARDED IN THE PERIOD OF 31 MARCH 2026

COMPANY NAME	SERVICES RENDERED	AMOUNT	PROCUREMENT PLAN
Puff Emergency service PTY LTD	Supply and delivery of 8 Buse shelters ( ward 1,2,3,4,5,6,7 and 8) PWBS - B020/25/26	R672 060,00	Yes
MSTS Holdings PTY LTD	Supply and installation of Kilmum horse racing flood light and bulwer solar power street light	R541 382,55	Yes
Mathutha Trading Enterprice	Supply and delivery of Municipal personal protective clothing PWBS	R1 942 699,60	Yes
Inzuzo Consulting PTY LTD	Review the Dr Nkosazana Dlamini Local Municipality Land Use Scheme in course of Preparation DTPS	R345 000,00	Yes
BPG Mass Appraisal PTY LTD	General Valuation and preparation of a valuation roll for implementation 1 July 2027	R1 969 236,00	Yes
Mamadi Sustainability	Environmental Consultant to Develop environmental studies for Magoso rehabilitation in terms of KZN water standard PWBS - B037/25/26	R292 560,00	Yes
<b>TOTAL</b>		<b>R5 762 938,15</b>	



Main Street  
Creighton, 3263

P.O Box 62

Creighton 3263

Phone: +27 39 833 1038

Fax: +27 39 833 1179

Email: [mailbox@ndz.gov.za](mailto:mailbox@ndz.gov.za)

[www.ndz.gov.za](http://www.ndz.gov.za)

DR NKOSAZANA DLAMINI ZUMA MUNICIPALITY

## **PROCUREMENT PROGRESS REPORT FOR MARCH 2026**



	3x Double Cabs	R	1 500 000	R	1 400 000,00	Friday, 20 February 2026	Ms J Radebe		Transversal		Monday, 02 March 2026	Friday, 06 March 2026	Monday, 23 March 2026	N/A	Tuesday, 07 April 2026		WAITING FOR QUOTATION	
	Procurement of Computer Equipment	R	150 000			Monday, 30 June 2025	Miss N Mbanjwa		Quotations		Monday, 07 July 2025	Friday, 11 July 2025	Thursday, 24 July 2025	Tuesday, 05 August 2025	Friday, 22 August 2025	21/07/2025	AWARDED	
	Bulwer CBD Infrastructure Upgrade - Informal Traders Infrastructure	R	4 000 000			Tuesday, 06 May 2025	Mr S Chule		Tender		Tuesday, 06 May 2025	Friday, 09 May 2025	Monday, 09 June 2025	Friday, 23 May 2025	Thursday, 31 July 2025	Tuesday, 06 May 2025	AWARDED	
	Nolanqisa Pedestrian Bridge	R	2 151 112			Friday, 30 May 2025	Mr SS Ndlovu		Tender		Monday, 09 June 2025	Friday, 11 April 2025	Monday, 12 May 2025	Monday, 19 May 2025	Friday, 21 July 2025	Friday, 13 June 2025	AWARDED	
	Storm Water Pipes and Culverts	R	400 000			Friday, 13 June 2025	Miss P Malinga		Tender		Monday, 07 July 2025	Friday, 11 July 2025	Monday, 04 August 2025	Monday, 18 August 2025	Monday, 15 September 2025	Tuesday, 09 September 2025	AWARDED	
	Bus Shelters	R	560 000	R	600 000,00	Monday, 30 June 2025	Mr. L.P. Blose		Tender		Monday, 07 July 2025	Friday, 11 April 2025	Monday, 12 May 2025	Monday, 19 May 2025	Monday, 15 September 2025	Tuesday, 09 September 2025	AWARDED	
	Concrete bins	R	100 000			Friday, 30 May 2025	Miss L. Ndlelu		Quotations		Monday, 09 June 2025	Friday, 16 May 2025	Monday, 02 June 2025	N/A	Wednesday, 30 July 2025	Monday, 30 June 2025	AWARDED	
	Construction of Storm Water Kilmun Floodlights	R	800 000	R	643 841,00	Friday, 30 May 2025	Miss P Malinga		Tender		Monday, 09 June 2025	Friday, 11 April 2025	Monday, 12 May 2025	Monday, 19 May 2025	Monday, 15 September 2025	Friday, 21 July 2025	AWARDED	
	Fencing of Donnybrook public toilet	R	80 000			Monday, 30 June 2025	Mrs N. Basi		Quotations		Monday, 09 June 2025	Friday, 16 May 2025	Monday, 02 June 2025	N/A	Friday, 25 July 2025	Monday, 07 July 2025	AWARDED	
	Renewal of Gravel Roads	R	2 800 000	R	2 518 000,00	Thursday, 31 July 2025	Chule/Blose/Ndlovu		Panel		Monday, 11 August 2025	Friday, 15 August 2025	Monday, 08 September 2025	Monday, 22 September 2025	Monday, 06 October 2025	Friday, 06 June 2025	AWARDED	
	Maintenance of Street lights	R	500 000	R	875 411,21	Monday, 07 July 2025	Mr S Nshiza		Tender		Monday, 11 August 2025	Friday, 22 August 2025	Monday, 08 October 2025	Monday, 08 October 2025	Monday, 03 November 2025	Monday, 07 July 2025	AWARDED	
	Repairs and Maintenance - Roads	R	6 500 000	R	6 915 783,00	Friday, 30 May 2025	Miss P Malinga & Mr SS Ndlovu		Panel		Monday, 09 June 2025	Friday, 13 June 2025	Monday, 30 June 2025	Monday, 07 July 2025	Friday, 18 July 2025	Monday, 26 May 2025	AWARDED	
	Maintenance and calibration of weigh bridges	R	100 000	R	79 200,00	Monday, 30 June 2025	Miss L Ndlelu		Quotations		Monday, 07 July 2025	Thursday, 31 July 2025	Thursday, 31 July 2025	Wednesday, 13 August 2025	Friday, 22 August 2025	Friday, 04 July 2025	AWARDED	
	Clearing and Grass Cutting Services	R	200 000	R	50 000,00	Friday, 20 February 2026	Miss C Rowe		Quotations		Monday, 02 March 2026	Friday, 06 March 2026	Monday, 23 March 2026	N/A	Tuesday, 07 April 2026		NOT SUBMITTED	
	Integrated Transport Plan	R	250 000	R	50 000,00	Thursday, 26 February 2026	Mr SV Chule		Panel		Monday, 02 March 2026	Friday, 06 March 2026	Monday, 23 March 2026	N/A	Tuesday, 07 April 2026		NO REQUEST SUBMITTED	
	Roads and Stormwater Management Plan	R	250 000	R	50 000,00	Friday, 06 February 2026	Mr SV Chule		Panel		Monday, 02 March 2026	Friday, 06 March 2026	Monday, 23 March 2026	N/A	Tuesday, 07 April 2026		ON HOLD BY MS J RADEBE	
	Electrification Master Plan	R	250 000	R	550 000,00	Monday, 30 June 2025	Mr S Nshiza		Panel		Tuesday, 12 August 2025	Friday, 15 August 2025	Friday, 22 August 2025	Tuesday, 16 September 2025	Monday, 29 September 2025	Monday, 07 July 2025	AWARDED	
	Gardening Services (land scanning) IRRIGATION SYSTEM)	R	100 000	R	50 000,00	Friday, 30 May 2025	Miss C Rowe		Panel		Monday, 14 July 2025	Friday, 15 August 2025	Friday, 22 August 2025	Tuesday, 16 September 2025	Monday, 29 September 2025	Monday, 21 July 2025	AWARDED	
	Signage	R	70 000	R	40 000,00	Friday, 20 February 2026	Mr LP Blose		Quotations		Monday, 02 March 2026	Friday, 06 March 2026	Monday, 23 March 2026	N/A	Tuesday, 07 April 2026		TO BE ADVERTISED	
	Uniform and Protective Clothing	R	1 200 000	R	1 200 300,00	Friday, 30 May 2025	Miss C Rowe		Tender		Monday, 23 June 2025	N/A	N/A	Monday, 02 June 2025	Friday, 08 August 2025	Monday, 07 July 2025	AWARDED	
	uniform and Protective Clothing (EPWP)	R	100 000			Friday, 30 May 2025	Miss C Rowe		Tender		Monday, 23 June 2025	N/A	N/A	Monday, 02 June 2025	Friday, 08 August 2025	Monday, 07 July 2025	AWARDED	
	EPWP Training	R	123 000			Friday, 20 February 2026	Mr S Nzimande		Quotations		Monday, 23 June 2025	N/A	N/A	Monday, 02 June 2025	Friday, 08 August 2025	Monday, 07 July 2025	SUBMITTED TO CORPORATE SERVICES	
	Air Pollution-waste disposal sites Audits	R	500 000	R	240 834,00	Wednesday, 02 July 2025	Miss L. Ndlelu		Panel		Monday, 02 March 2026	Friday, 06 March 2026	Monday, 23 March 2026	N/A	Tuesday, 07 April 2026		AWARDED	
										Monday, 14 July 2025	N/A	N/A	Monday, 28 July 2025	Friday, 01 August 2025	Thursday, 24 April 2025		AWARDED	
	<b>DTPS</b>																	
	Review of the Bulwer Precinct Plan	R	300 000,00	R	189 000,00	Friday, 30 May 2025	Majola/Mbhele		Tender		Wednesday, 28 January 2026	Monday, 02 March 2026	Monday, 30 March 2026	Monday, 06 April 2026	Thursday, 30 April 2026	Wednesday, 28 January 2026		BID SPECIFICATION COMMITTEE AWARDED
	Review of the Land Use Scheme	R	300 000,00			Friday, 30 May 2025	Majola/Mbhele		Panel		Monday, 30 June 2025	Monday, 30 July 2025	Saturday, 30 August 2025	Tuesday, 30 September 2025	Monday, 04 August 2025	Monday, 04 August 2025		AWARDED
	1x Food service assistant Training	R	50 000,00			Wednesday, 18 February 2026	Majola/Mbhele		MOU Training Institute		Monday, 02 March 2026	Friday, 06 March 2026	Monday, 23 March 2026	N/A	Tuesday, 07 April 2026			SUBMITTED
	1x Professional Food Vendor Training	R	50 000,00			Wednesday, 18 February 2026	Majola/Mbhele		MOU Training Institute		Monday, 02 March 2026	Friday, 06 March 2026	Monday, 23 March 2026	N/A	Tuesday, 07 April 2026			SUBMITTED
	1x Live Events (Stage Management) Training	R	50 000,00			Wednesday, 18 February 2026	Majola/Mbhele		Quotations		Monday, 02 March 2026	Friday, 06 March 2026	Monday, 23 March 2026	N/A	Tuesday, 07 April 2026			SUBMITTED
	1x Carpentry Training	R	140 000,00	R	90 000,00	Wednesday, 18 February 2026	Majola/Mbhele		MOU Training Institute		Monday, 02 March 2026	Friday, 06 March 2026	Monday, 23 March 2026	N/A	Tuesday, 07 April 2026			SUBMITTED
	1x Basic Weaving	R	140 000,00	R	90 000,00	Wednesday, 18 February 2026	Majola/Mbhele		Quotations		Monday, 02 March 2026	Friday, 06 March 2026	Monday, 23 March 2026	N/A	Tuesday, 07 April 2026			SUBMITTED
	Procurement of 2 Display screens and stand	R	100 000,00			Wednesday, 02 July 2025	Majola/Mbhele		Quotations		Wednesday, 23 July 2025	Thursday, 21 August 2025	Monday, 01 September 2025	N/A	Friday, 12 September 2025	Monday, 11 August 2025		SUBMITTED
	Procurement of Furniture	R	340 000,00			Wednesday, 09 July 2025	Majola/Mbhele		Quotations		Wednesday, 23 July 2025	Thursday, 21 August 2025	Monday, 01 September 2025	N/A	Friday, 12 September 2025	Monday, 11 August 2025		SUBMITTED
	Local Business Exhibition Show	R	500 000,00	R	800 000,00	Tuesday, 08 July 2025	Majola/Mbhele		Quotations		Wednesday, 23 July 2025	Thursday, 21 August 2025	Tuesday, 16 September 2025	Tuesday, 30 September 2025	Friday, 31 October 2025	Monday, 11 August 2025		BID ADJUDICATION COMMITTEE TO BE RE-ADVERTISED
	Material and Equipment Support to Emerging Enterprises- Coops, Crafters, & SIMMEs.	R	1 151 594,70	R	1 671 595,00	Wednesday, 20 August 2025	Majola/Mbhele		Tender		Wednesday, 23 July 2025	Friday, 29 August 2025	Monday, 22 September 2025	Monday, 29 September 2025	Thursday, 30 October 2025	Tuesday, 05 August 2025		AWARDED
	LED, Tourism & Investment Strategy	R0,00	R494 410,00			Monday, 08 September 2025	Majola		Quotations		Monday, 25 August 2025	Wednesday, 01 October 2025	Thursday, 23 October 2025	n/a	Tuesday, 28 October 2025			AWARDED
	Tourism Branding & Promotional Material	R0,00	R170 000,00			Friday, 20 February 2026	Khoza		Quotations		Monday, 02 March 2026	Friday, 06 March 2026	Monday, 23 March 2026	N/A	Tuesday, 07 April 2026			AWARDED
	Incidental to Splashy Fen	R0,00	R255 000,00			Thursday, 05 March 2026	Khoza		Quotations		N/A	N/A	N/A	N/A	N/A			NOT SUBMITTED
	Africa Travel Indaba	R0,00	R284 900,00			Tuesday, 17 February 2026	Khoza		Quotations		N/A	N/A	N/A	N/A	N/A			NOT SUBMITTED
	Gabisa Poultry Project Electricity Connection	R0,00	R100 000,00			Friday, 20 February 2026	PWBS	once off	Quotations		Monday, 02 March 2026	Friday, 06 March 2026	Monday, 23 March 2026	N/A	Tuesday, 07 April 2026			NOT SUBMITTED
										Monday, 02 March 2026	Friday, 06 March 2026	Monday, 23 March 2026	N/A	Tuesday, 07 April 2026			CFO TO REVIEW	
	<b>CORPORATE SERVICES</b>																	
	Human Resources (Organisational Analysis)	R	220 000,00			Thursday, 31 July 2025	Mr Radebe	Once off	Quotation		11-Aug-25	Friday, 22 August 2025	08-Sept-25	N/A	Friday, 19 September 2025	Thursday, 31 July 2025		TO BE RE-ADVERTISED
	Project management	R	125 000,00			Wednesday, 17 September 2025	Miss X Khumalo	once off	Quotation		Monday, 22 September 2025	Friday, 26 September 2025	Monday, 13 October 2025	N/A	Friday, 24 October 2025	Wednesday, 17 September 2025		TO BE RE-ADVERTISED
	Excel training	R	200 000,00			Wednesday, 17 September 2025	Miss X Khumalo	once off	Quotation		Monday, 22 September 2025	Friday, 26 September 2025	Monday, 13 October 2025	N/A	Friday, 24 October 2025	Thursday, 18 September 2025		AWARDED
	Emotional Intelligence	R	100 000,00			Wednesday, 17 September 2025	Miss X Khumalo	once off	Quotation		Monday, 22 September 2025	Friday, 26 September 2025	Monday, 13 October 2025	N/A	Friday, 24 October 2025	Friday, 11 July 2025		CANCELLED
	Performance Management Training	R	100 000,00			Wednesday, 17 September 2025	Miss X Khumalo	once off	Quotation		Monday, 22 September 2025	Friday, 26 September 2025	Monday, 13 October 2025	N/A	Friday, 24 October 2025	Friday, 11 July 2025		QUOTATION EVALUATION
	Waste Management Training	R	90 000,00			Wednesday, 17 September 2025	Miss X Khumalo	once off	Quotation		Monday, 22 September 2025	Friday, 26 September 2025	Monday, 13 October 2025	N/A	Friday, 24 October 2025	Thursday, 24 July 2025		QUOTATION EVALUATION
	EAP Committee Training	R	75 000,00			Wednesday, 17 September 2025	Miss X Khumalo	once off	Quotation		Monday, 22 September 2025	Friday, 26 September 2025	Monday, 13 October 2025	N/A	Friday, 24 October 2025	Thursday, 24 July 2025		QUOTATION EVALUATION
	SCM Training	R	50 000,00			Wednesday, 17 September 2025	Miss X Khumalo	once off	Quotation		Monday, 22 September 2025	Friday, 26 September 2025	Monday, 13 October 2025	N/A	Friday, 24 October 2025	Thursday, 24 July 2025		AWARDED
	Horticulture Training	R	15 000,00			Wednesday, 17 September 2025	Miss X Khumalo	once off	Quotation		Monday, 22 September 2025	Friday, 26 September 2025	Monday, 13 October 2025	N/A	Friday, 24 October 2025	4 AUGUST 2025		QUOTATION EVALUATION
	Regulations 21 Training	R	35 000,00			Wednesday, 17 September 2025	Miss X Khumalo	once off	Quotation		Monday, 22 September 2025	Friday, 26 September 2025	Monday, 13 October 2025	N/A	Friday, 24 October 2025			DONE
	Peace Officer	R	100 000,00			Wednesday, 17 September 2025	Miss X Khumalo	once off	Quotation		Monday, 22 September 2025	Friday, 26 September 2025	Monday, 13 October 2025	N/A	Friday, 24 October 2025			NO REQUEST SUBMITTED
	Staff Wellness - Programme 1	R	36 985,00			Wednesday, 17 September 2025	Miss X Khumalo	once off	Quotation		Monday, 22 September 2025	Friday, 26 September 2025	Monday, 13 October 2025	N/A	Friday, 24 October 2025			AWARDED
	Staff Wellness - Programme 2	R	36 985,00			Friday, 20 March 2026	Mr Radebe	Once off	Quotation		Monday, 22 September 2025	Friday, 08 August 2025	Monday, 22 August 2025	Thursday, 18 September 2025	Friday, 15 May 2026			SOURCING QUOTATIONS
	OHS (PSYCHOLOGIST)	R	300 000,00			August	Mr Radebe	36 Months (ongoing)	Tender/ Quotation		Monday, 11 August 2025	Friday, 22 August 2025	6th October 2025	Monday, 20 October 2025	17th November 2025	Wednesday, 16 July 2025		TO BE RE-ADVERTISED
	Occupational Health and Safety Committee (Personal Protective Clothing )	R	50 000,00			Thursday, 31 July 2025	Mr Radebe	Once off	Quotation		Monday, 11 August 2025	Thursday, 31 July 2025	Friday, 29 August 2025	Thursday, 18 September 2025	Tuesday, 30 September 2025			AWARDED
	Procurement of Furniture and Equipment	R	250 000,00			Monday, 30 June 2025	Mr S Ngcobo	Once off	Quotation		Monday, 11 August 2025	Thursday, 31 July 2025	Friday, 29 August 2025	Thursday, 18 September 2025	Tuesday, 30 September 2025	Thursday, 31 July 2025		NO REQUEST SUBMITTED
	Uniform and Protective Clothing	R	163 610,00			Monday, 30 June 2025	Mr S Ngcobo	Once off	Quotations		Monday, 11 August 2025	Thursday, 31 July 2025	Friday, 29 August 2025	Thursday, 18 September 2025	Friday, 28 November 2025			AWARDED
	Installation of Security Cameras	R	100 000,00			Monday, 30 June 2025	Mr S Ngcobo	Once off	Quotations		Monday, 11 August 2025	Thursday, 31 July 2025	Friday, 29 August 2025	Thursday, 18 September 2025	Friday, 30 September 2025			NO REQUEST SUBMITTED
	Security	R	19 104 334,00			Friday, 29 August 2025	Mr S Ngcobo	contract in place	Quotations									



## **REPORT ON SUPPLY CHAIN MANAGEMENT FOR QUARTER THREE (JANUARY, FEBRUARY AND MARCH) 2025/2026 -DR NKOSAZANA DLAMINI ZUMA MUNICIPALITY**

**AUTHOR: CHIEF FINANCE OFFICER  
(File Ref: Budget and Treasury Office)**

1<sup>st</sup> Level : MANCO

2<sup>nd</sup> Level : Finance Committee

3<sup>rd</sup> Level : EXCO

4<sup>th</sup> Level : COUNCIL

### **PURPOSE OF REPORT**

To present the Implementation of the Supply chain management policy to the Committee and Council

### **BACK GROUND**

The Municipal Finance Management Act No 56, 2003 Chapter 11, the municipal supply chain management Regulation, as published in the Government Gazette on 30 May 2005 and the Supply Chain Management Policy as adopted by Council state that a report must be submitted within ten (10) working days of the end of each quarter to committees and council, in order to create a transparent image to all processes in the Supply Chain Management Division

## LEGISLATIVE FRAMEWORK

- Constitution of Republic of South Africa, Act No 108 of 1996
- Municipal Finance Management Act, No 56 of 2003
- Board Based Black Economic Empowerment Amended Act,2013 (Act Non.46 of 2013)
- Supply Chain Management policy

## RANGE OF PROCUMENT

- Direct purchase, up to the transaction value of R 1 to R 2000,00
- Formal written price quotation for procurement of a transaction value above R 2 000,00 up to R 300 000,00 (Vat included).
- Formal written price quotation for procurement of a transaction value above R 30 000,01 up to R 300 000,00 (Vat included).
- Competitive bidding process for procurement above a transaction value of R 300 000,01 (Vat included)

**TABLE OF CONTENTS****INTRODUCTION****FUNCTIONING OF SCM UNIT**

DECLARATION OF INTEREST BY SCM PERSONNEL

ADEQUACY OF PERSONNEL WITH SCM

**FUNCTIONING OF BID COMMITTEES MEETINGS**

CONSTITUTION OF BID COMMITTEES

BID COMMITTEE MEMBERS DECLARATION

**SECTION 114 APPROVAL OF TENDERS NOT RECOMMENDED**

**REGULATION 32.**

**REGULATION 36 DEVIATIONS.**

**REGULATION 45 AWARDS TO CLOSE FAMILY MEMBERS OF PERSONS IN THE SERVICE OF THE STATE.**

**QUOTATION AWARDED BETWEEN R 30 000,00 to R 300 000,00**

**SPEND ANALYSIS**

BIDS AWARDED

BURIAL ASSISTANCE

**CONTRACT MANAGEMENT**

**IRREGULAR EXPENDITURE**

**LEASE AGREEMENTS**

**FRUITLESS & WASTEFUL EXPENDITURE**

**UNAUTHORIZED EXPENDITURE**

**TRANSVERSAL CONTRACT**

## **INTRODUCTION**

Regulation 6(3)(4) of the Municipal SCM Regulation requires that on a quarterly basis the accounting officer must submit to the Mayor a report on the implementation of the SCM Policy no later than 10 days after end of each quarter. Subsection 4 further states that the report must be made public in accordance with section 21A of the Municipal System Act.

## **FUNCTIONS OF THE SCM UNIT**

### **DECLARATION OF INTEREST BY SCM PERSONNEL**

All members of Bid Committees had signed declaration of interest and code of conducts.

### **ADEQUACY OF PERSONNEL WITHIN SCM**

All SCM personal are competent and capable of performing their duties

### **FUNCTIONING OF BID COMMITTEES**

### **CONSTITUTION OF BID COMMITTEES**

The 3 bid committees namely the Bid Specifications Committee, Bid Evaluation and The Bid Adjudication Committee have been constituted adequately in line with the SCM regulation requirements.

### **BID COMMITTEE MEMBERS DECLARATIONS**

Bid Evaluation and Adjudication Committee members declared their interest at every sitting of the committees held during the 3<sup>rd</sup> quarter and no conflicts of interest were recorded during discussions.

### **SECTION 114 APPROVAL OF TENDERS NOT RECOMMENDE**

No awards were made to supplier other than the ones recommended.

### **REGULATION 32**

Regulation 32(1) of the Municipal Supply Chain allows the accounting officer to procure goods or service for the Municipality or Municipal Entity under contract secured by another organ of state.

<b>Date</b>	<b>Supplier</b>	<b>Details</b>	<b>Amount</b>
No Regulation 32 in the third quarter	N/A	N/A	0,00

## REGULATION 36 DEVIATIONS

DATE	ORDER NO.	COMPANY NAME	AMOUNT	DESCRIPTION OF SERVICE	REASON
18/03/2026	9675	Bulwer and Donnybrook Taxi Association	R10 000,00	3 x 15 and 1 x 22 seater taxi transportation community to TB Day event held in Hlabeni Hall ward 6 on the 19 March 2026	Impractical to follow the SCM process -Municipality has two taxi association Donnybrook and Bulwer
24/03/2026	9678	Bulwer and Donnybrook Taxi Association	R13 000,00	4 x 15 seater taxi transporting community members attending Human right day at ward 14 , Kwanomandlovu Community Hall on the 25 March 2026	Impractical to follow the SCM process -Municipality has two taxi association Donnybrook and Bulwer
02/02/2026	9652	Bulwer and Donnybrook Taxi Association	R43 500,00	11 x 15 Seater mini buses and 3 x 22 seater buses transporting learners for Matric awards ceremony that will be held at Bulwer Hall on the 03rd of February 2026	Impractical to follow the SCM process -Municipality has two taxi association Donnybrook and Bulwer

02/02/2026	9651	Underberg and Himeville Taxi Association	R13 500,00	1 x 15 Seater mini buses and 2 x 22 seater buses transporting learners for Matric awards ceremony that will be held at Bulwer Hall on the 03rd of February 2026	Impractical to follow the SCM process -Municipality has two taxi association Underberg and Himeville
<b>TOTAL</b>			<b>R 80 000,00</b>		

**QUOTATION AWARDED BETWEEN R 30 000,01-R 300 000,00**

Company Name	DESCRIPTION OF SERVICE RENDERED	AMOUNT
Shibilika Trading and projects	Supply and delivery of 10 vouchers for excellence awards - Comm-Q032/25/26	R32 000,00
Rural Metro management service (Pty) Ltd	Service provider to conduct Hazardous material technician training CORP-Q003/25/26	R58 282,00
IT Careers SA (Pty) Ltd	Service provider to Conduct excel Training	R103 500,00
<b>Total</b>		<b>R 193 782,00</b>

## SPEND ANALYSIS

MONTH	January	February	March	Total for the Quarter	%Spend contribution
Direct purchase from R0,00 but below R 2000,00	R 1 885,98	R 2 000,00	R 504,39	R 4 390,37	0,01%
Formal written price quotation	R 114 905,01	R 23 690,00	R 79 467,56	R 218 062,57	0,81%
Deviations	R 0,00	R 57 000,00	R 23 000,00	R 80 000,00	0,30%
Irregular Expenditure	R 0,00	R 0,00	R 0,00	R 0,00	0%
Fruitless & Wasteful Expenditure	R 0,00	R 0,00	R 0,00	R 0,00	0%
Unauthorised Expenditure	R 0,00	R 0,00	R 0,00	R 0,00	0%
Contracted Services ( Once Off)	R 76 439,58	R 480 505,21	R 35 819,28	R 592 764,07	2,20%
Quotation Above 30k	R 90 282,00	R 161 782,00	R 0,00	R 252 064,00	0,94%
Tender	R 9 669 236,05	R 5 841 946,42	R 5 762 938,15	R 21 274 123,62	79,02%
Petrol orders	R 0,00	R 23 760,00	R 0,00	R 23 760,00	0,09%
Funeral Orders	R 2 000,00	R 2 000,00	R 0,00	R 4 000,00	0,01%
Transversal Contract	R 3 767 963,98	R 0,00	R 0,00	R 3 767 963,98	14%
Panel / Contracted	R 365 240,33	R 242 737,43	R 98 371,18	R 706 348,94	2,62%
<b>Totals</b>	<b>R14 087 952,93</b>	<b>R 6 835 421,06</b>	<b>R6 000 100,56</b>	<b>R 26 923 474,55</b>	<b>100%</b>

**BIDS AWARDS ABOVE R 300 000,01**

<b>LENGTH OF TIME FOR TENDER</b>	<b>APPOINTMENT DATE</b>	<b>CLOSING DATE OF ADVERT</b>	<b>BIDDERS NAME</b>	<b>DESCRIPTION</b>	<b>AMOUNT</b>	<b>SPECIFIC GOALS CLAIMED</b>
93 days	02/12/2025	24/07/2025	Mabhangah Construction	Panel of Supply and delivery of cleaning material for a period of 3 years Comm-B007/25/26	Rates Base	12,5
93 days	02/12/2025	24/07/2025	Mhlabane Trading	Panel of Supply and delivery of cleaning material for a period of 3 years Comm-B007/25/26	Rates Base	17,5
93 days	02/12/2025	24/07/2025	Sggiki Trading	Panel of Supply and delivery of cleaning material for a period of 3 years Comm-B007/25/26	Rates Base	15
93 days	02/12/2025	24/07/2025	Kwantatela Trading	Panel of Supply and delivery of cleaning material for a period of 3 years Comm-B007/25/26	Rates Base	15
93 days	02/12/2025	24/07/2025	Shibilika Trading	Panel of Supply and delivery of cleaning material for a period of 3 years Comm-B007/25/26	Rates Base	15,5
93 days	02/12/2025	24/07/2025	Mzomtsha Projects	Panel of Supply and delivery of cleaning material for a period of 3 years Comm-B007/25/26	Rates Base	12,5
93 days	02/12/2025	24/07/2025	Africom Solutions	Panel of Supply and delivery of cleaning material for a period of 3 years Comm-B007/25/26	Rates Base	7,5

93 days	02/12/2025	24/07/2025	The Zeen Breeze	Panel of Supply and delivery of cleaning material for a period of 3 years Comm-B007/25/26	Rates Base	9,5
93 days	02/12/2025	24/07/2025	Mathutha Trading	Panel of Supply and delivery of cleaning material for a period of 3 years Comm-B007/25/26	Rates Base	15
93 days	02/12/2025	24/07/2025	Grasam Group	Panel of Supply and delivery of cleaning material for a period of 3 years Comm-B007/25/26	Rates Base	10
93 days	02/12/2025	24/07/2025	Amaphemba Trading	Panel of Supply and delivery of cleaning material for a period of 3 years Comm-B007/25/26	Rates Base	15
50 days	29/01/2026	10/11/2025	Ukwazi Home development	Construction of Crieghton regional sport centre phase 3	R8 901 360,45	12,5
88 days	29/01/2026	16/09/2025	Mabhangah Construction	Installation of stormwater pipes and Construction of headwalls PWBS-B015/25/26	R643 841,00	12,5
78 days	29/01/2026	24/10/2025	Aumsoft Technology (Pty) Ltd	Supply and Installation of antivirus software for 200 users for period of 3 years CORP-B036/25/26	R124 034,60	2,5
41 days	30/01/2026	21/11/2025	Mdlubu Contractors and projects	Panel of Maintenance and new installation of Municipal Building Electrical Electrical works for a period of 3 years PWBS-B041/25/26	Rates Base	4,5
41 days	30/01/2026	21/11/2025	MSTS Holdings (Pty) Ltd	Panel of Maintenance and new installation of Municipal Building Electrical Electrical works for a	Rates Base	7

				period of 3 years PWBS-B041/25/26		
63 days	17/02/2026	10/11/2025	Mathutha Trading	Supply and delivery of emergency service uniform (Disaster, Fire, Traffic, and Animal Pound) Comm-B047/25/26	R715 058,50	15
102 days	17/02/2026	12/09/2025	Majiki Construction and Palnt hire	Construction of Gobhogobho bridge PWBS-B012/25/26	R4 834 327,92	15
77 days	20/02/2026	17/10/2025	Mamadi Sustainability PTY LTD	Development of environmental studies for Magoso rehabilitation in terms of KZN standards PWBS-B037/25/26	R292 560,00	12,5
33 days	05/03/2026	20/01/2026	Puff Emergency service PTY LTD	Supply and delivery of 8 Buse shelters ( ward 1,2,3,4,5,6,7 and 8) PWBS - B020/25/26	R672 060,00	7,5
86 days	09/03/2026	10/11/2025	MSTS Holdings PTY LTD	Supply and installation of Kilmum horse racing flood light and bulwer solar power street light	R541 382,55	7
33 days	05/03/2026	20/01/2026	Mathutha Trading Enterprice	Supply and delivery of Municipal personal protective clothing PWBS	R1 942 699,60	15
33 days	05/03/2026	20/01/2026	Inzuzo Consulting PTY LTD	Review the Dr Nkosazana Dlamini Local Municipality Land Use Scheme in course of Preparation DTSP	R345 000,00	4,5
33 days	05/03/2026	20/01/2926	BPG Mass Appraisal PTY LTD	General Valuation and preparation of a valuation roll for implementation 1 July 2027	R1 969 236,00	2
80 days	20/02/2026	17/10/2025	Mamadi Sustainability	Environmental Consultant to Develop environmental studies	R292 560,00	12,5

				for Magoso rehabilitation in terms of KZN water standard PWBS - B037/25/26		
<b>Total</b>					<b>R 21 274 120,62</b>	

## BURIAL ASSISTANCE ORDERS FOR THE PERIOD OF JANUARY, FEBRUARY AND MARCH 2026

Order No.	FAMILY	WD1	WD2	WD3	WD4	WD5	WD6	WD7	WD8	WD9	WD10	WD11	WD12	WD13	WD14	WD15
000000900 004669	request funeral support of Mtolo Fungabani Alozia from ward 14 under Cllr TE Mdladla	R-	R-	R-	R -	R -	R -	R -	R -	R -	R -	R -	R-	R -	R 2 000,00	R -
000000900 004721	request funeral support of Mbanjwa Busani Solomon in ward 04 under Cllr IT Shoba	R-	R-	R-	R 2 000,0 0	R-0	R -	R -	R -	R -	R -	R -	R-	R -	R -	R -
<b>TOTAL</b>		<b>0,00</b>	<b>R0,00</b>	R0,00	<b>R2 000,0 0</b>	<b>R0,00</b>	<b>R0,00</b>	<b>R0,00</b>	<b>R0,00</b>	<b>R0,00</b>	<b>R 0,00</b>	<b>R 0,00</b>	<b>R 0,00</b>	<b>R 0,00</b>	<b>R 2 000,00</b>	<b>R0,00</b>

**CONTRACTS MANAGEMENT****New Contract in the 3<sup>rd</sup> Quarter**

<b>Name of the service provider</b>	<b>Description</b>	<b>Duration of contract</b>
Mabhangah Construction	Panel of Supply and delivery of cleaning chemicals material for a period of 3 years Comm-B007/25/26	3 Years
Mhlabane Trading	Panel of Supply and delivery of cleaning chemicals material for a period of 3 years Comm-B007/25/26	3 Years
Sgqiki Trading	Panel of Supply and delivery of cleaning chemicals material for a period of 3 years Comm-B007/25/26	3 Years
Kwantatela Trading	Panel of Supply and delivery of cleaning chemicals material for a period of 3 years Comm-B007/25/26	3 Years
Shibilika Trading	Panel of Supply and delivery of cleaning chemicals material for a period of 3 years Comm-B007/25/26	3 Years
Mzomtsha Projects	Panel of Supply and delivery of cleaning chemicals material for a period of 3 years Comm-B007/25/26	3 Years
Africom Solutions	Panel of Supply and delivery of cleaning chemicals material for a period of 3 years Comm-B007/25/26	3 Years
The Zeen Breeze	Panel of Supply and delivery of cleaning chemicals material for a period of 3 years Comm-B007/25/26	3 Years
Mathutha Trading	Panel of Supply and delivery of cleaning chemicals material for a period of 3 years Comm-B007/25/26	3 Years
Grasam Group	Panel of Supply and delivery of cleaning chemicals material for a period of 3 years Comm-B007/25/26	3 Years
Amaphemba Trading	Panel of Supply and delivery of cleaning chemicals material for a period of 3 years Comm-B007/25/26	3 Years

Mdlubu Contractors and projects	Panel of Maintenance and new installation of Municipal Building Electrical Electrical works for a period of 3 years PWBS-B041/25/26	3 Years
MSTS Holdings (Pty) Ltd	Panel of Maintenance and new installation of Municipal Building Electrical Electrical works for a period of 3 years PWBS-B041/25/26	3 Years
BPG Mass Appraisal PTY LTD	General Valuation and preparation of a valuation roll for implementation 1 July 2027	5 Years

**IRREGULAR EXPENDITURE**

No irregular expenditure on the 3<sup>rd</sup> quarter

<b>Service Provider</b>	<b>Name of project</b>	<b>Amount</b>	<b>Reason for Irregular</b>
		R	

**LEASE AGREEMENT**

No lease agreement on the 3<sup>rd</sup> quarter

**FRUITLESS & WASTEFUL EXPENDITURE**

<b>Service Provider</b>	<b>Name of project</b>	<b>Amount</b>	<b>Reason</b>
<b>Total Amount</b>		R	

**UNAUTHORIZED EXPENDITURE**

No unauthorised expenditure on the 3<sup>rd</sup> quarter

<b>Service Provider</b>	<b>Name of project</b>	<b>Amount</b>	<b>Reason</b>
<b>Total Amount</b>		<b>R</b>	

**TRANSVERSAL CONTRACT**

<b>Service Provider</b>	<b>Name of project</b>	<b>Amount</b>
Bidvest McCathy Toyota	Procurement of 2 x Double Cab for Community and Assets	R 121 635 471,78
NMI Durban south motors	Procurement of water tanker for fire fighting	R 2 132 492,20
<b>TOTAL</b>		<b>R 3 767 963,98</b>

**RECOMMENDATIONS**

That this report to be noted by Committee and council.



**MONTHLY REPORT ON CONTRACT MANAGEMENT AS AT 31 MARCH 2026**

**AUTHOUR:** Chief Financial Officer

(File Ref): Finance Department

1<sup>st</sup> Level: MANCO

2<sup>rd</sup> Level: Finance Committee

3<sup>rd</sup> Level: EXCO

4<sup>th</sup> Level: Council

**PURPOSE**

The purpose of this report is to comply with section 116 of the Municipal Finance Management Act No. 56 of 2003 (MFMA) and the requirements as promulgated in the Contract Management Framework.

**STRATEGIC OBJECTIVE**

To ensure good governance, financial viability, and optimal institutional transformation with capacity to execute its mandate.”

**LEGISLATIVE FRAMEWORK**

In terms of section 116 of the MFMA:

(1) A contract or agreement procured through the supply chain management system of a municipality or municipal entity must-

(a) be in writing;

(b) stipulate the terms and conditions of the contract or agreement, which must include provisions providing for-

(i) the termination of the contract or agreement in the case of non- or under- performance

(ii) dispute resolution mechanisms to settle disputes between the parties;

(iii) a periodic review of the contract or agreement once every three years in the case of a contract or agreement for longer than three years; and

(iv) any other matters that may be prescribed.

(2) The accounting officer of a municipality or municipal entity must-

(a) take all reasonable steps to ensure that a contract or agreement procured through the supply chain management policy of the municipality or municipal entity is properly enforced.

(b) monitor on a monthly basis the performance of the contractor under the contract or agreement.

## **RECOMMENDATIONS**

It is hereby recommended;

That in compliance with Section 116 of the MFMA Act 56 of 2003 and Contract Management Framework, the report be noted by Council Committees.

## SOFT PROJECTS CONTRACT MANAGEMENT REPORT AS AT 31 MARCH 2026

NAME OF BIDDER	PROJECT/SERVICE	DEPARTMENT	PAYMENTS	START DATE	INITIAL END DATE	NEW END DATE	SERVICE PROVIDER PERFORMANCE	COMMENTS
MC NTSHALINTSHALI ATTORNEYS	PROVISION FOR PANEL OF ATTORNEYS	BUDGET & TREASURY OFFICE	R 1 351 194.16	01/10/2019	30/09/2022	31/03/2026	N/A	Contract has been extended for 12 months while the municipality is in a process of appointing new panel the contract will ends 31/03/2026
MATTHEW FRANCIS INC	PROVISION FOR PANEL OF ATTORNEYS	BUDGET & TREASURY OFFICE	R 1 399 124.96	01/10/2019	30/09/2022	31/03/2026	N/A	Contract has been extended for 12 months while the municipality is in a process of appointing new panel the contract will ends 31/03/2026
LUTHULI SITHOLE INCORPORATION	PROVISION FOR PANEL OF ATTORNEYS	BUDGET & TREASURY OFFICE	R 115 801.87	01/10/2019	30/09/2022	31/03/2026	N/A	Contract has been extended for 12 months while the municipality is in a process of appointing new panel the contract will ends 31/03/2026
BPG MASS APPRAISALS	GENERAL VALUATION AND PREPARATION OF VALUATION ROLL FOR IMPLEMENTATION 1 JULY 2022	BUDGET & TREASURY OFFICE	R 1 672 399.65	26/05/2021	30/06/2027		N/A	
SINOHYDRO CONSULTANTS (PTY) LTD	ENVIRONMENTAL CONSULTANTS TO RENDER PROFESSIONAL ENVIRONMENTAL MANAGEMENT SERVICES FOR DR NDZ MUNICIPALITY	PWBS	R 3 551 057.86	21/09/2021	20/09/2024	22/03/2026	N/A	Contract has been extended for a period of 6 months to finalise the ongoing project review of integrated waste management plan from 21/03/2025 to 21/06/2025, the contract has been extended for another 6 months from the 22/09/2025 to 22/03/2026
EARLYWORKS 266 T/A NASHUA	PROVISION OF TELEPHONES	CORPORATE SERVICES	R 1 538 764.80	01/12/2022	30/11/2025	27/05/2026	GOOD	the contract has been extended for a period of three months from 01/12/2025 to 27/02/2026
MOBILE TELEPHONE NETWORK	PROVISION OF INTERNET SERVICES	CORPORATE SERVICES	R 1 922 687.66	16/02/2023	15/02/2026	14/11/2026	GOOD	Extended for 9 months
BSK HEALTH SERVICE PTY LTD	PANEL OF OCCUPATIONAL HEALTH PROFESSIONALS	CORPORATE SERVICES	R 107 670.55	02/05/2023	30/04/2026		N/A	
DR L G NEMIKONGWE INCORPORATED	PANEL OF OCCUPATIONAL HEALTH PROFESSIONALS	CORPORATE SERVICES	R 21 769.50	02/05/2023	30/04/2026		N/A	
DR MTIMKHULU EZM INC	PANEL OF OCCUPATIONAL HEALTH PROFESSIONALS	CORPORATE SERVICES	R 24 457.00	02/05/2023	30/04/2026		N/A	
NNY TRADING	PANEL OF OCCUPATIONAL HEALTH PROFESSIONALS	CORPORATE SERVICES	R 93 315.60	02/05/2023	30/04/2026		N/A	
UNDERBERG FOREST AND GARDEN	REPAIRS AND MAINTENANCE OF SMALL PLANT AND EQUIPMENT	PWBS	R 416 411.58	25/05/2023	25/05/2026		N/A	
LUVOLABASHA PTY LTD	PANEL TO SUPPLY AND DELIVERY OF REFUSE BAGS	PWBS	R -	19/06/2023	18/06/2026		N/A	
CHAMPION CIVILS	PANEL TO SUPPLY AND DELIVERY OF REFUSE BAGS	PWBS	R 322 000.00	19/06/2023	18/06/2026		N/A	
SHEMUNTU AND SONS (PTY) LTD	PANEL TO SUPPLY AND DELIVERY OF REFUSE BAGS	PWBS	R 287 845.00	19/06/2023	18/06/2026		N/A	
NTSHENGULA TRADING ENTERPRISE	PANEL TO SUPPLY AND DELIVERY OF STATIONERY	CORPORATE SERVICES	R -	01/07/2023	30/06/2026		GOOD	
AMANCWABANE TRADING ENTERPRISE	PANEL TO SUPPLY AND DELIVERY OF STATIONERY	CORPORATE SERVICES	R -	01/07/2023	30/06/2026		GOOD	
ONKAMALANGA TRADING	PANEL TO SUPPLY AND DELIVERY OF STATIONERY	CORPORATE SERVICES	R 421 670.00	01/07/2023	30/06/2026		GOOD	
MATHUTHA TRADING ENTERPRISE (PTY) LTD	PANEL TO SUPPLY AND DELIVERY OF STATIONERY	CORPORATE SERVICES	R 1 322 765.15	01/07/2023	30/06/2026		GOOD	
CLEAN SPOT SOLUTIONS	PANEL TO SUPPLY AND DELIVERY OF CLEANING MATERIAL	CORPORATE SERVICES	R 107 355.69	01/07/2023	30/06/2026		GOOD	
NTSHENGULA TRADING ENTERPRISE	PANEL TO SUPPLY AND DELIVERY OF CLEANING MATERIAL	CORPORATE SERVICES	R -	01/07/2023	30/06/2026		GOOD	
SHEMUNTU AND SONS (PTY) LTD	PANEL TO SUPPLY AND DELIVERY OF CLEANING MATERIAL	CORPORATE SERVICES	R 172 841.14	01/07/2023	30/06/2026		GOOD	
MATHUTHA TRADING ENTERPRISE (PTY) LTD	PANEL TO SUPPLY AND DELIVERY OF CLEANING MATERIAL	CORPORATE SERVICES	R 797 262.41	01/07/2023	30/06/2026		GOOD	
TYCOON HOLDINGS TOWING AND RECOVERY	PANEL OF TOWING SERVICES	CORPORATE SERVICES	R -	01/07/2023	30/06/2026		N/A	
MNTAMBO FINANCIAL CONSULTING	PANEL OF FIVE INTERNAL AUDIT (IA) SERVICES PROVIDERS	OFFICE OF THE MUNICIPAL MANAGER	R 273 840.00	14/07/2023	14/07/2026		N/A	
NATED SYSTEM (PTY) LTD	SUPPLY, INSTALLATION AND CONFIGURATION OF ELECTRONIC DOCUMENTS AND RECORDS MANAGEMENT SYSTEM (EDRMS)	CORPORATE SERVICES	R 825 010.00	18/08/2023	17/08/2026		SATISFACTORY	
ENVIROSERVE WASTE MANAGEMENT (PTY) LTD	REMOVAL OF WASTE FROM HIMEVILLE TRANSFER STATION	PWBS	R 5 879 339.01	16/10/2023	16/10/2026		N/A	
AQUA TRANSPORT & PLANT HIRE	PANEL OF 3 SERVICE PROVIDERS TO PROVIDE HONEY SUCKING AND HIGH WATER PRESSURE JETTING SERVICES	PWBS	R -	17/10/2023	17/10/2026		N/A	
SHEMUNTU AND SONS	PANEL OF 3 SERVICE PROVIDERS TO PROVIDE HONEY SUCKING AND HIGH WATER PRESSURE JETTING SERVICES	PWBS	R 1 219 287.50	17/10/2023	17/10/2026		N/A	
EKENE INVESTMENTS CC	PANEL OF 3 SERVICE PROVIDERS TO PROVIDE HONEY SUCKING AND HIGH WATER PRESSURE JETTING SERVICES	PWBS	R -	17/10/2023	17/10/2026		N/A	
MHLONGO TRANSCOIN SECURITY	PROVISION OF SECURITY SERVICES AND VIP PROTECTION FOR A PERIOD OF 36 MONTHS	CORPORATE SERVICES	R 50 698 658.40	03/01/2024	03/01/2027		GOOD	Variation Order of R1 449 000 was made for VIP Protection for Council M Dlamini . There's another Variation order of R3 768 325.03 for Chief whip and semi-auto Rifle
LANREC (PTY) LTD	PANEL OF SERVICE PROVIDERS FOR CONSTRUCTION OF OSS HOUSES	COMMUNITY& SOCIAL SERVICES	R -	22/01/2024	22/01/2027		N/A	









CONTRACT REGISTER AS AT 31 MARCH 2024		CONTRACT REGISTER AS PER 31 MARCH 2024																			
OR MPOKAZANA DUMINI ZUMA LOCAL MUNICIPALITY		DI MPOKAZANA DUMINI ZUMA LOCAL MUNICIPALITY																			
CONTRACT NUMBER	BID QUOTATION NUMBER	ORDER NO.	CONTRACT TYPE	APPOINTED BIDDER	CENTRAL SUPPLIER DATABASE REGISTRATION NO.	PARTY TYPE	MUNICIPALITY DIVISION/DEPARTMENT	DESCRIPTION OF GOODS/SERVICES/PROJECTS	MAIN LEGAL CATEGORY	CONTRACT VALUE AS PER CONTRACT	CONTRACT AMOUNT PAID	BALANCE OF CONTRACT VALUE	PERCENTAGE ESCALATION	CONTRACT START DATE	CONTRACT END DATE	CONTRACT DURATION IN MONTHS	CONTRACT STATUS	CONTRACT EXTENSION PERIOD IN MONTHS	CONTRACT EXTENSION VALUE	COMMENTS	
221	8/1/24/230	0	APPOINTMENT LETTER	MC NTSHALINTSHALI ATTORNEYS	MAA040612	PRIVATE SECTOR INSTITUTION	BUDGET & TREASURY	PROVISION FOR PANEL OF ATTORNEYS	0 LEGAL SERVICES	BASED ON APPROVED RATE OF R 3209	1 351 194,16	R -	0	01/10/2019	31/03/2026	36	EXPIRED	12 MONTHS	R -	Contract has been extended for 12 months while the municipality is in a process of appointing new panel the contract will end 31/03/2026	
222	8/1/24/231	0	APPOINTMENT LETTER	MATTHEW FRANKS INC	MAA015842	PRIVATE SECTOR INSTITUTION	BUDGET & TREASURY	PROVISION FOR PANEL OF ATTORNEYS	0 LEGAL SERVICES	BASED ON APPROVED RATE OF R 3120	1 399 124,96	R -	0	01/10/2019	31/03/2026	36	EXPIRED	12 MONTHS	R -	Contract has been extended for 12 months while the municipality is in a process of appointing new panel the contract will end 31/03/2026	
223	8/1/24/232	0	APPOINTMENT LETTER	LUTHULU SITHOLE INCORPORATION	MAA0150773	PRIVATE SECTOR INSTITUTION	BUDGET & TREASURY	PROVISION FOR PANEL OF ATTORNEYS	0 LEGAL SERVICES	BASED ON APPROVED RATE OF R 3120	1 155 803,87	R -	0	01/10/2019	31/03/2026	36	EXPIRED	12 MONTHS	R -	Contract has been extended for 12 months while the municipality is in a process of appointing new panel the contract will end 31/03/2026	
307	8/1/24/206	0	SERVICE LEVEL AGREEMENT	BPTI MASS APPRAISALS	MAA0009819	PRIVATE SECTOR INSTITUTION	BUDGET & TREASURY	GENERAL VALUATION AND PREPARATION OF VALUATION ROLL FOR IMPLEMENTATION 1 JULY 2022	0 PROFESSIONAL SERVICES	R 1 802 919,00	1 672 399,65	R	130 519,35	36/05/2021	30/06/2027	73	CURRENT	0	R -		
338	8/1/24/217	0	SERVICE LEVEL AGREEMENT	FPA CONSULTING CC	MAA0140105	CLOSE CORPORATION INSTITUTION	TECHNICAL & INFRASTRUCTURE SERVICES	PANEL OF 5 SERVICE PROVIDERS FOR THE PROJECT MANAGEMENT OF CAPITAL PROJECTS	0 CONSULTING FEES	RATE OF 15% FOR THE WHOLE PERIOD	2 526 154,95	R -	0	12/10/2021	11/06/2026	36	EXTENDED	6 MONTHS	R -	Contract has been extended for a period of 13 months to finalise the projects that were started before the contract ends	
339	8/1/24/218	0	SERVICE LEVEL AGREEMENT	FMA ENGINEERS PTY LTD	MAA0132362	CLOSE CORPORATION INSTITUTION	TECHNICAL & INFRASTRUCTURE SERVICES	PANEL OF 5 SERVICE PROVIDERS FOR THE PROJECT MANAGEMENT OF CAPITAL PROJECTS	0 CONSULTING FEES	RATE OF 10% FOR THE WHOLE PERIOD	3 650 275,10	R -	0	12/10/2021	11/06/2026	36	EXTENDED	6 MONTHS	R -		
340	8/1/24/219	0	SERVICE LEVEL AGREEMENT	MASARHEKULUNGE PROJECT MANAGERS AND CONSULTANTS	MAA0136330	CLOSE CORPORATION INSTITUTION	TECHNICAL & INFRASTRUCTURE SERVICES	PANEL OF 5 SERVICE PROVIDERS FOR THE PROJECT MANAGEMENT OF CAPITAL PROJECTS	0 CONSULTING FEES	RATE OF 12% FOR THE WHOLE PERIOD	4 183 307,29	R -	0	12/10/2021	11/06/2026	36	EXTENDED	6 MONTHS	R -		
341	8/1/24/220	0	SERVICE LEVEL AGREEMENT	SHARDSH SEWAL AND ASSOCIATES CC	MAA0191744	CLOSE CORPORATION INSTITUTION	TECHNICAL & INFRASTRUCTURE SERVICES	PANEL OF 5 SERVICE PROVIDERS FOR THE PROJECT MANAGEMENT OF CAPITAL PROJECTS	0 CONSULTING FEES	RATE OF 15% FOR THE WHOLE PERIOD	6 791 406,77	R -	0	12/10/2021	11/06/2026	36	EXTENDED	6 MONTHS	R -		
389	8/1/24/238	0	SERVICE LEVEL AGREEMENT	EARLWORK 266 T/A NASHUA	MAA00011277	PRIVATE SECTOR INSTITUTION	CORPORATE SERVICES	PROVISION OF TELEPHONES FOR A PERIOD OF 3 YEARS	0 MUNICIPAL SERVICES	R 1 615 702,93	1 538 764,80	R	76 938,13	01/12/2022	27/06/2026	36	EXTENDED	6	R	318 000,00	Variation order of 362,50 was made to extend the scope work for NASHUA to relocate phones at the Tourism offices to their new offices, the contract has been extended for a period of three months from 01/12/2023 to 31/03/2026 with estimated value of R13 000 per month, and second extension for a period of three months from 01/03/2026 to 27/06/2026 with an estimated monthly value of R13 000
427	8/1/24/242	0	SERVICE LEVEL AGREEMENT	MOBILE TELEPHONE NETWORK	MAA0034729	PRIVATE SECTOR INSTITUTION	CORPORATE SERVICES	PROVISION OF INTERNET SERVICE FOR A PERIOD OF 3 YEARS	0 OTHER	R 4 122 391,80	1 923 687,66	R	489 504,24	16/02/2023	14/11/2026	36	EXTENDED	9 MONTHS	R	312 736,10	VO of R12 736,10 was made to accommodate new buildings that were built after the tender was advertised. The contract has been extended for 9 months to give enough time to follow SCM tender process.
436	8/1/24/243	0	SERVICE LEVEL AGREEMENT	FOR HEALTH SERVICES PTY LTD	MAA0114065	PRIVATE SECTOR INSTITUTION	CORPORATE SERVICES	PANEL OF OCCUPATIONAL HEALTH PROFESSIONALS	0 PROFESSIONAL SERVICES	IT IS BASED ON THE APPROVED RATES AS BIDDERS	107 670,55	R -	0	03/01/2023	30/06/2026	36	CURRENT	0	R -		
435	8/1/24/244	0	SERVICE LEVEL AGREEMENT	DR L S NEMUNGOVU INCORPORATED	MAA0170037	PRIVATE SECTOR INSTITUTION	CORPORATE SERVICES	PANEL OF OCCUPATIONAL HEALTH PROFESSIONALS	0 PROFESSIONAL SERVICES	IT IS BASED ON THE APPROVED RATES AS BIDDERS	21 789,50	R -	0	02/01/2023	30/06/2026	36	CURRENT	0	R -		
438	8/1/24/241	0	SERVICE LEVEL AGREEMENT	DR MTHANGULU EZM INC	MAA0128445	PRIVATE SECTOR INSTITUTION	CORPORATE SERVICES	PANEL OF OCCUPATIONAL HEALTH PROFESSIONALS	0 PROFESSIONAL SERVICES	IT IS BASED ON THE APPROVED RATES AS BIDDERS	24 457,00	R -	0	02/01/2023	30/06/2026	36	CURRENT	0	R -		
437	8/1/24/242	0	SERVICE LEVEL AGREEMENT	WAVE TRAINING	MAA0171890	PRIVATE SECTOR INSTITUTION	CORPORATE SERVICES	PANEL OF OCCUPATIONAL HEALTH PROFESSIONALS	0 PROFESSIONAL SERVICES	IT IS BASED ON THE APPROVED RATES AS BIDDERS	93 331,60	R -	0	02/01/2023	30/06/2026	36	CURRENT	0	R -		
441	8/1/24/246	0	SERVICE LEVEL AGREEMENT	UNDERBERG FOREST AND GARDEN	MAA0035940	PRIVATE SECTOR INSTITUTE	PRIVATE WORKS AND BASIC SERVICES	REPAIRS AND MAINTENANCE OF SMALL PLANT AND EQUIPMENT	0 EQUIPMENT MAINTENANCE	IT IS BASED ON THE APPROVED RATE OF R 310,50 INCLUDING ALL DIFFICULT ITEMS	416 411,58	R -	0	25/01/2023	25/06/2026	36	CURRENT	0	R -		
443	8/1/24/240	0	SERVICE LEVEL AGREEMENT	LIVOLABASHA PTY LTD	MAA0128739	PRIVATE SECTOR INSTITUTE	PRIVATE WORKS AND BASIC SERVICES	PANEL TO SUPPLY AND DELIVERY OF REFUSE BAGS	0 WASTE SERVICES	IT IS BASED ON THE APPROVED RATE OF R 200 INCLUDING TRANSPORT	-	R -	0	19/06/2023	18/06/2026	36	CURRENT	0	R -		
444	8/1/24/241	0	SERVICE LEVEL AGREEMENT	CHAMPION CIVLS	MAA0127563	PRIVATE SECTOR INSTITUTE	PRIVATE WORKS AND BASIC SERVICES	PANEL TO SUPPLY AND DELIVERY OF REFUSE BAGS	0 WASTE SERVICES	IT IS BASED ON THE APPROVED RATE OF R 200 INCLUDING TRANSPORT	322 000,00	R -	0	19/06/2023	18/06/2026	36	CURRENT	0	R -		
445	8/1/24/242	0	SERVICE LEVEL AGREEMENT	SHEMUNU AND SON'S (PTY) LTD	MAA0098728	PRIVATE SECTOR INSTITUTE	PRIVATE WORKS AND BASIC SERVICES	PANEL TO SUPPLY AND DELIVERY OF REFUSE BAGS	0 WASTE SERVICES	IT IS BASED ON THE APPROVED RATE OF R 199,15 INCLUDING TRANSPORT	287 845,00	R -	0	19/06/2023	18/06/2026	36	CURRENT	0	R -		
447	8/1/24/244	0	SERVICE LEVEL AGREEMENT	MTSHENGLA TRADING ENTERPRISE	MAA0033453	PRIVATE SECTOR INSTITUTE	CORPORATE SERVICES	PANEL TO SUPPLY AND DELIVERY OF STATIONERY	0 STATIONERY	IT IS BASED ON THE APPROVED RATES AS BIDDERS	-	R -	0	01/07/2023	30/06/2026	36	CURRENT	0	R -		
448	8/1/24/245	0	SERVICE LEVEL AGREEMENT	AMANCWABANE TRADING ENTERPRISE	MAA0135469	PRIVATE SECTOR INSTITUTE	CORPORATE SERVICES	PANEL TO SUPPLY AND DELIVERY OF STATIONERY	0 STATIONERY	IT IS BASED ON THE APPROVED RATES AS BIDDERS	-	R -	0	01/07/2023	30/06/2026	36	CURRENT	0	R -		
449	8/1/24/246	0	SERVICE LEVEL AGREEMENT	ONKAMALANGA TRADING	MAA0140166	PRIVATE SECTOR INSTITUTE	CORPORATE SERVICES	PANEL TO SUPPLY AND DELIVERY OF STATIONERY	0 STATIONERY	IT IS BASED ON THE APPROVED RATES AS BIDDERS	421 670,00	R -	0	01/07/2023	30/06/2026	36	CURRENT	0	R -		
450	8/1/24/247	0	SERVICE LEVEL AGREEMENT	MATHUTHA TRADING ENTERPRISE (PTY) LTD	MAA00427485	PRIVATE SECTOR INSTITUTE	CORPORATE SERVICES	PANEL TO SUPPLY AND DELIVERY OF STATIONERY	0 STATIONERY	IT IS BASED ON THE APPROVED RATES AS BIDDERS	1 322 765,15	R -	0	01/07/2023	30/06/2026	36	CURRENT	0	R -		
451	8/1/24/248	0	SERVICE LEVEL AGREEMENT	CLEAN SPOT SOLUTIONS	MAA0028979	PRIVATE SECTOR INSTITUTE	CORPORATE SERVICES	PANEL TO SUPPLY AND DELIVERY OF CLEANING MATERIAL	0 CLEANING SERVICES	IT IS BASED ON THE APPROVED RATES AS BIDDERS	107 355,69	R -	0	01/07/2023	30/06/2026	36	CURRENT	0	R -		
453	8/1/24/249	0	SERVICE LEVEL AGREEMENT	MTSHENGLA TRADING ENTERPRISE	MAA0033453	PRIVATE SECTOR INSTITUTE	CORPORATE SERVICES	PANEL TO SUPPLY AND DELIVERY OF CLEANING MATERIAL	0 CLEANING SERVICES	IT IS BASED ON THE APPROVED RATES AS BIDDERS	-	R -	0	01/07/2023	30/06/2026	36	CURRENT	0	R -		
452	8/1/24/250	0	SERVICE LEVEL AGREEMENT	SHEMUNU AND SON'S (PTY) LTD	MAA0098728	PRIVATE SECTOR INSTITUTE	CORPORATE SERVICES	PANEL TO SUPPLY AND DELIVERY OF CLEANING MATERIAL	0 CLEANING SERVICES	IT IS BASED ON THE APPROVED RATES AS BIDDERS	172 941,14	R -	0	01/07/2023	30/06/2026	36	CURRENT	0	R -		
454	8/1/24/251	0	SERVICE LEVEL AGREEMENT	MATHUTHA TRADING ENTERPRISE (PTY) LTD	MAA00427485	PRIVATE SECTOR INSTITUTE	CORPORATE SERVICES	PANEL TO SUPPLY AND DELIVERY OF CLEANING MATERIAL	0 CLEANING SERVICES	IT IS BASED ON THE APPROVED RATES AS BIDDERS	797 262,41	R -	0	01/07/2023	30/06/2026	36	CURRENT	0	R -		
455	8/1/24/252	0	SERVICE LEVEL AGREEMENT	TYCOON HOLDINGS TOWING AND RECOVERY	MAA0128420	PRIVATE SECTOR INSTITUTE	COMMUNITY SERVICES	PANEL OF TOWING SERVICES	0 TRANSPORTATION	IT IS BASED ON THE APPROVED RATE OF R 4000 FOR SKILLED PERSONNEL AND R 5000 TRUCK USE	-	R -	0	01/07/2023	30/06/2026	36	CURRENT	0	R -		
456	8/1/24/253	0	SERVICE LEVEL AGREEMENT	LAMBDA SOLUTIONS	MAA0049723	PRIVATE SECTOR INSTITUTE	OFFICE OF THE MUNICIPAL MANAGER	PANEL OF FIVE INTERNAL AUDIT (IA) SERVICES PROVIDERS	0 PROFESSIONAL SERVICES	IT IS BASED ON THE APPROVED RATES AS BIDDERS	398 820,00	R -	0	14/07/2023	14/07/2026	36	CURRENT	0	R -		
457	8/1/24/254	0	SERVICE LEVEL AGREEMENT	MINTAMBO FINANCIAL CONSULTING	MAA0034067	PRIVATE SECTOR INSTITUTE	OFFICE OF THE MUNICIPAL MANAGER	PANEL OF FIVE INTERNAL AUDIT (IA) SERVICES PROVIDERS	0 PROFESSIONAL SERVICES	IT IS BASED ON THE APPROVED RATES AS BIDDERS	273 840,00	R -	0	14/07/2023	14/07/2026	36	CURRENT	0	R -		
458	8/1/24/255	0	SERVICE LEVEL AGREEMENT	NGUBANE AND CO PARTNERS	MAA0013255	PRIVATE SECTOR INSTITUTE	OFFICE OF THE MUNICIPAL MANAGER	PANEL OF FIVE INTERNAL AUDIT (IA) SERVICES PROVIDERS	0 PROFESSIONAL SERVICES	IT IS BASED ON THE APPROVED RATES AS BIDDERS	-	R -	0	14/07/2023	14/07/2026	36	CURRENT	0	R -		
463	8/1/24/260	0	SERVICE LEVEL AGREEMENT	NATED SYSTEM (PTY) LTD	MAA0070414	PRIVATE SECTOR INSTITUTE	CORPORATE SERVICES	SUPPLY, INSTALLATION AND CONFIGURATION OF ELECTRONIC DOCUMENTS AND RECORDS MANAGEMENT SYSTEM SERVICES	0 IT SERVICES	R 980 240,00	825 010,00	R	155 230,00	16/06/2023	17/06/2026	36	CURRENT	0	R -		
464	8/1/24/261	0	SERVICE LEVEL AGREEMENT	BLUECLOUD IT SOLUTIONS	MAA0002757	PRIVATE SECTOR INSTITUTE	CORPORATE SERVICES	SUPPLY AND DELIVERY OF ADOBE ACROBAT DC PRO VOLUME LICENSE	0 SERVICES	R 1 143 527,98	790 940,26	R	352 587,72	02/06/2023	25/06/2026	36	CURRENT	0	R -		
470	8/1/24/267	0	SERVICE LEVEL AGREEMENT	ENVIOSERVICE WASTE MANAGEMENT (PTY) LTD	MAA0008374	PRIVATE SECTOR INSTITUTE	PRIVATE WORKS AND BASIC SERVICES	REMOVAL OF WASTE FROM HONEYVILLE STATION	0 WASTE SERVICES	IT IS BASE ON THE APPROVED RATE OF R 137 504,62 FOR RENTAL AND TRANSPORTATION	5 879 339,01	R -	0	16/10/2023	16/10/2026	36	CURRENT	0	R -		
471	8/1/24/268	0	SERVICE LEVEL AGREEMENT	AQUA TRANSPORT & PLANT HIRE	MAA0000492	PRIVATE SECTOR INSTITUTE	PRIVATE WORKS AND BASIC SERVICES	PANEL OF 3 SERVICE PROVIDERS TO PROVIDE HONEY SUCKING AND HIGH WATER PRESSURE JETTING SERVICES	0 WASTE SERVICES	IT IS BASED ON THE APPROVED RATES OF R 22 100 FOR HONEY SUCKING AND R 170 000 FOR HONEY SUCKING AND JETTING CLEANING	-	R -	0	17/10/2023	17/10/2026	36	CURRENT	0	R -		
472	8/1/24/269	0	SERVICE LEVEL AGREEMENT	SHEMUNU AND SON'S	MAA0098728	PRIVATE SECTOR INSTITUTE	PRIVATE WORKS AND BASIC SERVICES	PANEL OF 3 SERVICE PROVIDERS TO PROVIDE HONEY SUCKING AND HIGH WATER PRESSURE JETTING SERVICES	0 WASTE SERVICES	IT IS BASED ON THE APPROVED RATES OF R 117 500 FOR HONEY SUCKING AND R 170 000 FOR HONEY SUCKING AND JETTING CLEANING	1 219 287,50	R -	0	17/10/2023	17/10/2026	36	CURRENT	0	R -		

CONTRACT NUMBER	REF QUOTATION NUMBER	ORDER NO.	CONTRACT TYPE	APPOINTED BIDDER	CENTRAL SUPPLIER DATABASE REGISTRATION NO.	PARTY TYPE	MUNICIPALITY	DESCRIPTION OF GOODS/SERVICES/PROJECTS	MINI LEASE IN MONTHS	CATEGORY	CONTRACT VALUE AS PER CONTRACT	CONTRACT AMOUNT PAID	BALANCE OF CONTRACT VALUE	PERCENTAGE ESCALATION	CONTRACT START DATE	CONTRACT END DATE	CONTRACT DURATION IN MONTHS	CONTRACT STATUS	CONTRACT EXTENSION PERIOD IN MONTHS	CONTRACT EXTENSION VALUE	COMMENTS	
473	8/1/24/420	PWBS 8054/22/23	0	SERVICE LEVEL AGREEMENT	KEENE INVESTMENTS CC	MAA0012316	PRIVATE SECTOR INSTITUTE	PUBLIC WORKS AND BASIC SERVICES	0	WASTE SERVICES	IT IS BASED ON THE APPROVED RATE OF R 134 029 FOR HONEY SUCKING AND HIGH WATER PRESSURE JETTING CLEANING	R -	R -	0	17/10/2023	17/04/2026	36	CURRENT	0	R -		
484	8/1/24/481	CORP 8062/22/23	0	SERVICE LEVEL AGREEMENT	MHLONGO TRANSGON SECURITY SERVICES PTY LTD	MAA1308328	PRIVATE SECTOR INSTITUTE	CORPORATE SERVICES	0	SECURITY SERVICES	PROVISION OF SECURITY SERVICES AND VIP PROTECTION FOR A PERIOD OF 36 MONTHS	R 62 608 590,03	R 50 698 858,40	R 11 904 731,63	0,0721	03/01/2024	03/01/2027	36	CURRENT	0	R 5 217 325,03	Variation Order of R1 449 000 was made for VP Protection for Council M Dlamini, there's another Variation order of 3768325,03 for Chief whip and sports field
485	8/1/24/482	COMM 8021/23/24	0	SERVICE LEVEL AGREEMENT	LANNREC (PTY) LTD	MAA0080819	PRIVATE SECTOR INSTITUTE	COMMUNITY SERVICES	0	CONSTRUCTION	PANEL OF SERVICE PROVIDERS FOR CONSTRUCTION OF 050 HOUSES	R -	R 3,00	7,00%	22/01/2024	22/01/2027	36	CURRENT	0	R -		
486	8/1/24/483	COMM 8021/23/24	0	SERVICE LEVEL AGREEMENT	ZWISWE CONSTRUCTION AND PROJECTS	MAA0136756	PRIVATE SECTOR INSTITUTE	COMMUNITY SERVICES	0	CONSTRUCTION	PANEL OF SERVICE PROVIDERS FOR CONSTRUCTION OF 050 HOUSES	R -	R -	0,4% AND 4,5%	22/01/2024	22/01/2027	36	CURRENT	0	R -		
487	8/1/24/484	COMM 8021/23/24	0	SERVICE LEVEL AGREEMENT	AMANDI AHLGBLE TRADING 73	MAA0132452	PRIVATE SECTOR INSTITUTE	COMMUNITY SERVICES	0	CONSTRUCTION	PANEL OF SERVICE PROVIDERS FOR CONSTRUCTION OF 050 HOUSES	R -	R -	3,3% AND 3%	22/01/2024	22/01/2027	36	CURRENT	0	R -		
488	8/1/24/485	COMM 8021/23/24	0	SERVICE LEVEL AGREEMENT	SAWUTI TRADING AND PROJECT (PTY) LTD	MAA1274342	PRIVATE SECTOR INSTITUTE	COMMUNITY SERVICES	0	CONSTRUCTION	PANEL OF SERVICE PROVIDERS FOR CONSTRUCTION OF 050 HOUSES	R 380 875,00	R -	0,06	22/01/2024	22/01/2027	36	CURRENT	0	R -		
489	8/1/24/486	COMM 8021/23/24	0	SERVICE LEVEL AGREEMENT	MHLABANI TRADING (PTY) LTD	MAA1130584	PRIVATE SECTOR INSTITUTE	COMMUNITY SERVICES	0	CONSTRUCTION	PANEL OF SERVICE PROVIDERS FOR CONSTRUCTION OF 050 HOUSES	R -	R -	5% AND 6%	22/01/2024	22/01/2027	36	CURRENT	0	R -		
490	8/1/24/487	COMM 8021/23/24	0	SERVICE LEVEL AGREEMENT	MAZITHULELE 95 CONSTRUCTION	MAA1232340	PRIVATE SECTOR INSTITUTE	COMMUNITY SERVICES	0	CONSTRUCTION	PANEL OF SERVICE PROVIDERS FOR CONSTRUCTION OF 050 HOUSES	R -	R -	0,7% AND 7,5%	22/01/2024	22/01/2027	36	CURRENT	0	R -		
491	8/1/24/488	COMM 8021/23/24	0	SERVICE LEVEL AGREEMENT	NOU B TRADING ENTERPRISE	MAA1296325	PRIVATE SECTOR INSTITUTE	COMMUNITY SERVICES	0	CONSTRUCTION	PANEL OF SERVICE PROVIDERS FOR CONSTRUCTION OF 050 HOUSES	R 434 898,33	R -	0,1	22/01/2024	22/01/2027	36	CURRENT	0	R -		
492	8/1/24/489	COMM 8021/23/24	0	SERVICE LEVEL AGREEMENT	BUALBEZWE TRADING (PTY) LTD	MAA0121843	PRIVATE SECTOR INSTITUTE	COMMUNITY SERVICES	0	CONSTRUCTION	PANEL OF SERVICE PROVIDERS FOR CONSTRUCTION OF 050 HOUSES	R -	R -	0,079	22/01/2024	22/01/2027	36	CURRENT	0	R -		
493	8/1/24/490	COMM 8021/23/24	0	SERVICE LEVEL AGREEMENT	FICCON HOLDINGS TOWING AND RECOVERY	MAA1284220	PRIVATE SECTOR INSTITUTE	COMMUNITY SERVICES	0	CONSTRUCTION	PANEL OF SERVICE PROVIDERS FOR CONSTRUCTION OF 050 HOUSES	R -	R -	5% AND 7,8%	22/01/2024	22/01/2027	36	CURRENT	0	R -		
494	8/1/24/491	COMM 8021/23/24	0	SERVICE LEVEL AGREEMENT	VELONATHI PTY LTD	MAA1138304	PRIVATE SECTOR INSTITUTE	COMMUNITY SERVICES	0	CONSTRUCTION	PANEL OF SERVICE PROVIDERS FOR CONSTRUCTION OF 050 HOUSES	R -	R -	0,06	22/01/2024	22/01/2027	36	CURRENT	0	R -		
495	8/1/24/492	COMM 8021/23/24	0	SERVICE LEVEL AGREEMENT	MATHUTHA TRADING ENTERPRISE (PTY) LTD	MAA0042745	PRIVATE SECTOR INSTITUTE	COMMUNITY SERVICES	0	CONSTRUCTION	PANEL OF SERVICE PROVIDERS FOR CONSTRUCTION OF 050 HOUSES	R 594 885,41	R -	5,0% AND 4,5%	22/01/2024	22/01/2027	36	CURRENT	0	R -		
496	8/1/24/493	COMM 8021/23/24	0	SERVICE LEVEL AGREEMENT	KEMBAL TRADING (PTY) LTD	MAA0184311	PRIVATE SECTOR INSTITUTE	COMMUNITY SERVICES	0	CONSTRUCTION	PANEL OF SERVICE PROVIDERS FOR CONSTRUCTION OF 050 HOUSES	R -	R -	0,079	22/01/2024	22/01/2027	36	CURRENT	0	R -		
497	8/1/24/494	COMM 8021/23/24	0	SERVICE LEVEL AGREEMENT	FANO 2036	MAA0015044	PRIVATE SECTOR INSTITUTE	COMMUNITY SERVICES	0	CONSTRUCTION	PANEL OF SERVICE PROVIDERS FOR CONSTRUCTION OF 050 HOUSES	R -	R -	0	22/01/2024	22/01/2027	36	CURRENT	0	R -		
506	8/1/24/503	CORP 8040/23/24	0	SERVICE LEVEL AGREEMENT	MANIT SOLUTION (PTY) LTD	MAA0146608	PRIVATE SECTOR INSTITUTE	CORPORATE SERVICES	0	OTHER	INSTALLMENT, CONFIGURE AND SUPPORT IKT SERVICES MANAGEMENT/ IKT SYSTEMS PROVISION OF IKT OFF-SITE BACKUP AND DISASTER RECOVERY SERVICES (BUSINESS CONTINUITY) AND SUPPORT	R 624 023,35	R 417 920,35	R 206 103,00	-	01/04/2024	31/03/2027	36	CURRENT	0	R 0	Variation order of R56 830 has been made due to additional Work
507	8/1/24/504	CORP 8039/23/24	0	SERVICE LEVEL AGREEMENT	MANIT SOLUTION (PTY) LTD	MAA0146608	PRIVATE SECTOR INSTITUTE	CORPORATE SERVICES	0	OTHER	INSTALLMENT, CONFIGURE AND SUPPORT IKT SERVICES MANAGEMENT/ IKT SYSTEMS PROVISION OF IKT OFF-SITE BACKUP AND DISASTER RECOVERY SERVICES (BUSINESS CONTINUITY) AND SUPPORT	R 1 837 252,08	R 1 184 420,28	R 652 832,80	-	01/04/2024	31/03/2027	36	CURRENT	0	R 0	
508	8/1/24/505	PWBS 8038/23/24	0	SERVICE LEVEL AGREEMENT	TUNJUNI TRADING	MAA0029398	PRIVATE SECTOR INSTITUTE	PUBLIC WORKS AND BASIC SERVICES	0	OTHER	MAINTENANCE AND NEW INSTALLATION OF AIR CONDITIONERS	R 1 999 413,36	R -	R -	0	11/04/2024	11/04/2027	36	CURRENT	0	R 0	
512	8/1/24/509	CORP 8049/23/24	0	SERVICE LEVEL AGREEMENT	SOMBEI HOLDINGS	MAA0204708	PRIVATE SECTOR INSTITUTE	CORPORATE SERVICES	0	ADVERTISING	PROVISION OF ADVERTISING SERVICES	R 1 138 766,95	R -	R -	0,1	01/07/2024	30/06/2027	36	CURRENT	0	R 0	
513	8/1/24/510	CORP 8047/23/24	0	SERVICE LEVEL AGREEMENT	ONAMALANGA TRADING	MAA0140166	PRIVATE SECTOR INSTITUTE	CORPORATE SERVICES	0	OTHER	SUPPLY AND DELIVERY OF PRINTER CARTRIDGES	R -	R -	R -	0	01/07/2024	30/06/2027	36	CURRENT	0	R 0	
516	8/1/24/511	COMM 8021/23/24	0	SERVICE LEVEL AGREEMENT	NOLEZINHE TRADING	MAA1118517	PRIVATE SECTOR INSTITUTE	COMMUNITY SERVICES	0	OTHER	SUPPLY AND DELIVERY OF SCIENCE KITS	R 550 000,00	R -	R -	0	01/06/2024	01/06/2027	36	CURRENT	0	R 0	
519	8/1/24/516	CORP 8052/23/24	0	SERVICE LEVEL AGREEMENT	SAWUTI TRADING AND PROJECT (PTY) LTD	MAA1174342	PRIVATE SECTOR INSTITUTE	CORPORATE SERVICES	0	OTHER	PROVISION OF NATIONAL ROAD TRAFFIC ACTS	R 8 000,00	R 4 000,00	R 2 000,00	-	01/07/2024	30/06/2027	36	CURRENT	0	R 0	
525	8/1/24/517	CORP 8054/23/24	0	SERVICE LEVEL AGREEMENT	ALMSOFT TECHNOLOGY PTY LTD	MAA0064545	PRIVATE SECTOR INSTITUTE	CORPORATE SERVICES	0	IT SERVICES	SUPPLY DELIVERY INSTALLATION AND CONFIGURATION FOR 130 USERS IN MICROSOFT 365 VOLUME LICENCE FOR A PERIOD OF 3 YEARS	R 867 943,76	R 867 943,76	R -	-	16/09/2024	15/09/2027	36	CURRENT	0	R 0	
528	8/1/24/522	8TD 8046/23/24	0	SERVICE LEVEL AGREEMENT	CLEARVAL 77 PTY LTD	MAA0056427	PRIVATE SECTOR INSTITUTE	BUDGET AND TREASURY OFFICE	0	OTHER	PANEL OF SERVICE PROVIDERS FOR VERIFICATION OF INDENT LISTING 200 FOR A PERIOD OF 3 YEARS	R 124 945,00	R -	R -	0	02/09/2024	02/09/2027	36	CURRENT	0	R 0	
530	8/1/24/523	MM 8051/23/24	0	SERVICE LEVEL AGREEMENT	YAYOH TRADING	MAA0089887	PRIVATE SECTOR INSTITUTE	EXECUTIVE COUNCIL	0	OTHER	PANEL OF SERVICE PROVIDERS TO PROVIDE SERVICES OF MEDIA CO-ORDINATION AND PRINTING OF THE MUNICIPAL BULLETIN FOR 3 YEARS	R 1 654 620,00	R -	R -	0	28/10/2024	28/10/2027	36	CURRENT	0	R 0	
532	8/1/24/526	COMM 8050/23/24	0	SERVICE LEVEL AGREEMENT	NOLEZINHE TRADING	MAA1118517	PRIVATE SECTOR INSTITUTE	COMMUNITY SERVICES	0	OTHER	SUPPLY AND DELIVERY OF ANNUAL POUND FEED AND MEDICATION	R -	R -	R -	0	11/11/2024	10/12/2027	36	CURRENT	0	R 0	
534	8/1/24/528	8TD 8027/24/25	0	SERVICE LEVEL AGREEMENT	SL DEBT RECOVERY SA PTY LTD	MAA0050845	PRIVATE SECTOR INSTITUTE	BUDGET AND TREASURY OFFICE	0	OTHER	PANEL OF DEBT COLLECTION SERVICES FOR THE PERIOD OF 3 YEARS	R 125 403,86	R -	R -	0	01/02/2025	31/01/2028	36	CURRENT	0	R 0	
535	8/1/24/529	8TD 8027/24/25	0	SERVICE LEVEL AGREEMENT	MHRB TRADING AND PROJECTS PTY LTD	MAA1189645	PRIVATE SECTOR INSTITUTE	BUDGET AND TREASURY OFFICE	0	OTHER	PANEL OF DEBT COLLECTION SERVICES FOR THE PERIOD OF 3 YEARS	R 71 274,05	R -	R -	0	01/02/2025	31/01/2028	36	CURRENT	0	R 0	
539	8/1/24/534	PWBS 8014/24/25	0	SERVICE LEVEL AGREEMENT	SHAKESH SEWAL AND ASSOCIATES CC	MAA0091744	PRIVATE SECTOR INSTITUTE	PUBLIC WORKS AND BASIC SERVICES	0	OTHER	PANEL OF PROJECT MANAGEMENT OF CAPITAL PROJECTS	R -	R -	R -	0	28/02/2025	28/02/2028	36	CURRENT	0	R 0	
540	8/1/24/535	PWBS 8014/24/25	0	SERVICE LEVEL AGREEMENT	BMK GROUP PTY LTD	MAA0158358	PRIVATE SECTOR INSTITUTE	PUBLIC WORKS AND BASIC SERVICES	0	OTHER	PANEL OF PROJECT MANAGEMENT OF CAPITAL PROJECTS	R -	R -	R -	0	28/02/2025	28/02/2028	36	CURRENT	0	R 0	
541	8/1/24/536	PWBS 8014/24/25	0	SERVICE LEVEL AGREEMENT	SLAMMOLOVU CONSULTING ENGINEERS & PROJECT MANAGERS	MAA0156700	PRIVATE SECTOR INSTITUTE	PUBLIC WORKS AND BASIC SERVICES	0	OTHER	PANEL OF PROJECT MANAGEMENT OF CAPITAL PROJECTS	R -	R -	R -	0	28/02/2025	28/02/2028	36	CURRENT	0	R 0	
542	8/1/24/537	PWBS 8014/24/25	0	SERVICE LEVEL AGREEMENT	TPA CONSULTING CC	MAA0104205	PRIVATE SECTOR INSTITUTE	PUBLIC WORKS AND BASIC SERVICES	0	OTHER	PANEL OF PROJECT MANAGEMENT OF CAPITAL PROJECTS	R -	R -	R -	0	28/02/2025	28/02/2028	36	CURRENT	0	R 0	
547	8/1/24/540	CORP 8007/24/25	0	SERVICE LEVEL AGREEMENT	MATHUTHA TRADING	MAA0042745	PRIVATE SECTOR INSTITUTE	CORPORATE SERVICES	0	OTHER	PANEL OF SERVICE PROVIDERS TO PROVIDE FIRE FIGHTING EXTINGUISHERS WITH MAINTENANCE FOR A PERIOD OF 3 YEARS	R -	R -	R -	0	24/02/2025	24/02/2028	36	CURRENT	0	R 0	
548	8/1/24/541	CORP 8007/24/25	0	SERVICE LEVEL AGREEMENT	ONAMALANGA TRADING	MAA0140166	PRIVATE SECTOR INSTITUTE	CORPORATE SERVICES	0	OTHER	PANEL OF SERVICE PROVIDERS TO PROVIDE FIRE FIGHTING EXTINGUISHERS WITH MAINTENANCE FOR A PERIOD OF 3 YEARS	R -	R -	R -	0	24/02/2025	24/02/2028	36	CURRENT	0	R 0	
549	8/1/24/542	CORP 8007/24/25	0	SERVICE LEVEL AGREEMENT	LANNREC (PTY) LTD	MAA0080819	PRIVATE SECTOR INSTITUTE	CORPORATE SERVICES	0	OTHER	PANEL OF SERVICE PROVIDERS TO PROVIDE FIRE FIGHTING EXTINGUISHERS WITH MAINTENANCE FOR A PERIOD OF 3 YEARS	R -	R -	R -	0	24/02/2025	24/02/2028	36	CURRENT	0	R 0	
550	8/1/24/543	PWBS 8012/24/25	0	SERVICE LEVEL AGREEMENT	KUHLMECRO ENGINEERS PTY LTD	MAA0045319	PRIVATE SECTOR INSTITUTE	PUBLIC WORKS AND BASIC SERVICES	0	OTHER	PANEL OF SERVICE PROVIDERS FOR MAINTENANCE AND NEW INSTALLATION OF MUNICIPAL BUILDING ELECTRICAL WORKS FOR A PERIOD OF 3 YEARS	R 288 963,13	R -	R -	0	28/02/2025	28/02/2028	36	CURRENT	0	R 0	
552	8/1/24/545	DTPS 8021/24/25	0	SERVICE LEVEL AGREEMENT	ACCRA GROUP	MAA0114162	PRIVATE SECTOR INSTITUTE	TOWN PLANNING SERVICES	0	OTHER	PANEL OF TOWN PLANNING CONSULTANTS TO PROVIDE TOWN PLANNING SERVICES TO THE DR NKOSAZANA DLAMINI ZUMA LOCAL MUNICIPALITY	R -	R -	R -	0	26/02/2025	24/02/2028	36	CURRENT	0	R 0	
553	8/1/24/546	DTPS 8021/24/25	0	SERVICE LEVEL AGREEMENT	ML INDUSTRIES	MAA1288324	PRIVATE SECTOR INSTITUTE	TOWN PLANNING SERVICES	0	OTHER	PANEL OF TOWN PLANNING CONSULTANTS TO PROVIDE TOWN PLANNING SERVICES TO THE DR NKOSAZANA DLAMINI ZUMA LOCAL MUNICIPALITY	R 165 000,00	R -	R -	0	26/02/2025	24/02/2028	36	CURRENT	0	R 0	
554	8/1/24/547	CORP 8042/24/25	0	SERVICE LEVEL AGREEMENT	BATHAURI EXECUTIVE	MAA0886676	PRIVATE SECTOR INSTITUTE	CORPORATE SERVICES	0	OTHER	PANEL FOR PROVISION OF TRAVEL AGENT SERVICES FOR PERIOD OF 3 YEARS	R 4 082 828,76	R -	R -	0	13/03/2025	12/03/2028	36	CURRENT	0	R 0	
556	8/1/24/548	PWBS 8022/24/25	0	SERVICE LEVEL AGREEMENT	SINDYHO CONSULTANTS PTY LTD	MAA0093219	PRIVATE SECTOR INSTITUTE	PUBLIC WORKS AND BASIC SERVICES	0	OTHER	PANEL OF ENVIRONMENTAL SPECIALIST TO DEVELOP ENVIRONMENTAL STUDIES FOR DR NKOSAZANA DLAMINI ZUMA LOCAL MUNICIPALITY	R -	R -	R -	0	16/04/2025	15/04/2027	24	CURRENT	0	R 0	
558	8/1/24/550	COMM 8040/24/25	0	SERVICE LEVEL AGREEMENT	INGWAZO SS PTY LTD	MAA0081743	PRIVATE SECTOR INSTITUTE	COMMUNITY AND SAFETY SERVICES	0	OTHER	PANEL FOR SUPPLY AND DELIVERY OF DISASTER RELIEF FOR A PERIOD OF 3 YEARS	R -	R -	R -	0	07/05/2025	06/05/2028	36	CURRENT	0	R 0	
559	8/1/24/551	COMM 8040/24/25	0	SERVICE LEVEL AGREEMENT	UNISU TRADING ENTERPRISE PTY LTD	MAA0146037	PRIVATE SECTOR INSTITUTE	COMMUNITY AND SAFETY SERVICES	0	OTHER	PANEL FOR SUPPLY AND DELIVERY OF DISASTER RELIEF FOR A PERIOD OF 3 YEARS	R -	R -	R -	0	07/05/2025	06/05/2028	36	CURRENT	0	R 0	
560	8/1/24/552	COMM 8040/24/25	0	SERVICE LEVEL AGREEMENT	SAWUTI TRADING AND PROJECT (PTY) LTD	MAA1274342	PRIVATE SECTOR INSTITUTE	COMMUNITY AND SAFETY SERVICES	0	OTHER	PANEL FOR SUPPLY AND DELIVERY OF DISASTER RELIEF FOR A PERIOD OF 3 YEARS	R -	R -	R -	0	07/05/2025	06/05/2028	36	CURRENT	0	R 0	
561	8/1/24/553	COMM 8040/24/25	0	SERVICE LEVEL AGREEMENT	MATHUTHA TRADING	MAA0042745	PRIVATE SECTOR INSTITUTE	COMMUNITY AND SAFETY SERVICES	0	OTHER	PANEL FOR SUPPLY AND DELIVERY OF DISASTER RELIEF FOR A PERIOD OF 3 YEARS	R 57 500,00	R -	R -	0	07/05/2025	06/05/2028	36	CURRENT	0	R 0	

CONTRACT NUMBER	REF QUOTATION NUMBER	ORDER NO.	CONTRACT TYPE	APPOINTED BIDDER	CENTRAL SUPPLIER DATABASE REGISTRATION NO.	PARTY TYPE	MUNICIPALITY / DEPARTMENT	DESCRIPTION OF GOODS/SERVICES/PROJECTS	MINI LEASE (Y/N)	CATEGORY	CONTRACT VALUE AS PER SCHEDULE	CONTRACT AMOUNT PAID	BALANCE OF CONTRACT VALUE	PERCENTAGE ESCALATION	CONTRACT START DATE	CONTRACT END DATE	CONTRACT DURATION IN MONTHS	CONTRACT STATUS	CONTRACT EXTENSION PERIOD IN MONTHS	CONTRACT EXTENSION VALUE	COMMENTS
8/1/21/4/24	COMM 8040/24/25		SERVICE LEVEL AGREEMENT	AMAPHEMBA TRADING	MAAA1203939	PRIVATE SECTOR INSTITUTE	COMMUNITY AND SAFETY SERVICES	PANEL FOR SUPPLY AND DELIVERY OF DISASTER RELIEF SERVICES FOR A PERIOD OF 3 YEARS		IT IS BASED ON RATE PER PRICING SCHEDULE	-	-	-	-	07/05/2025	06/05/2028	36	CURRENT			
8/1/21/4/25	COMM 8040/24/25		SERVICE LEVEL AGREEMENT	THE ZEEN BREEZE PTY LTD	MAAA1561336	PRIVATE SECTOR INSTITUTE	COMMUNITY AND SAFETY SERVICES	PANEL FOR SUPPLY AND DELIVERY OF DISASTER RELIEF SERVICES FOR A PERIOD OF 3 YEARS		IT IS BASED ON RATE PER PRICING SCHEDULE	-	-	-	-	07/05/2025	06/05/2028	36	CURRENT			
8/1/21/4/26	COMM 8040/24/25		SERVICE LEVEL AGREEMENT	NOU B TRADING ENTERPRISE	MAAA1417936	PRIVATE SECTOR INSTITUTE	COMMUNITY AND SAFETY SERVICES	OPERATE AND CONDUCT ROUTINE MAINTENANCE ON THE STRAM TRAIN		IT IS BASED ON RATE PER PRICING SCHEDULE	135 000,00	-	-	-	07/05/2025	06/05/2028	36	CURRENT			
8/1/21/4/27	CORP 8043/24/25		SERVICE LEVEL AGREEMENT	MAANYI SOLUTIONS	MAAA0546608	PRIVATE SECTOR INSTITUTE	CORPORATE SERVICES	PANEL OF SERVICE PROVIDERS FOR MAINTENANCE AND NEW INSTALLATION OF MUNICIPAL BUILDING ELECTRICAL WORKS FOR A PERIOD OF 3 YEARS		IT IS BASED ON RATE PER PRICING SCHEDULE	344 482,30	-	-	-	01/09/2025	30/06/2028	36	CURRENT			
8/1/21/4/28	CORP 8051/24/25		SERVICE LEVEL AGREEMENT	IC AND S ION TRADING ENTERPRISE	MAAA0268210	PRIVATE SECTOR INSTITUTE	CORPORATE SERVICES	PANEL OF SERVICE PROVIDERS TO SUPPLY AND DELIVER LAPTOPS, DESKTOPS AND OTHER ICT ACCESSORIES INCLUDING REPAIRS AND MAINTENANCE FOR A PERIOD OF 3 YEARS		IT IS BASED ON RATE PER PRICING SCHEDULE	-	-	-	-	01/07/2025	30/06/2028	36	CURRENT			
8/1/21/4/29	CORP 8051/24/25		SERVICE LEVEL AGREEMENT	NAJA (PTY) LTD	MAAA0677139	PRIVATE SECTOR INSTITUTE	CORPORATE SERVICES	PANEL OF SERVICE PROVIDERS TO SUPPLY AND DELIVER LAPTOPS, DESKTOPS AND OTHER ICT ACCESSORIES INCLUDING REPAIRS AND MAINTENANCE FOR A PERIOD OF 3 YEARS		IT IS BASED ON RATE PER PRICING SCHEDULE	1 818,84	-	-	-	01/07/2025	30/06/2028	36	CURRENT			
8/1/21/4/30	CORP 8051/24/25		SERVICE LEVEL AGREEMENT	ALUMISOFT TECHNOLOGY PTY LTD	MAAA0064545	PRIVATE SECTOR INSTITUTE	CORPORATE SERVICES	PANEL OF SERVICE PROVIDERS TO SUPPLY AND DELIVER LAPTOPS, DESKTOPS AND OTHER ICT ACCESSORIES INCLUDING REPAIRS AND MAINTENANCE FOR A PERIOD OF 3 YEARS		IT IS BASED ON RATE PER PRICING SCHEDULE	113 172,42	-	-	-	01/07/2025	30/06/2028	36	CURRENT			
8/1/21/4/31	PWBS 8048/24/25		SERVICE LEVEL AGREEMENT	NOLEZINHE TRADING	MAAA118517	PRIVATE SECTOR INSTITUTE	PUBLIC WORKS AND BASIC SERVICES	SUPPLY AND DELIVERY OF BUILDING AND ELECTRICAL MATERIALS TO OR INKOSAZANA ELAMINI ZUMA MUNICIPALITY FOR A PERIOD OF 36 MONTHS		IT IS BASED ON RATE PER PRICING SCHEDULE	93 675,00	-	-	-	11/06/2025	10/06/2026	12	CURRENT			
8/1/21/4/32	CORP 8028/24/25		SERVICE LEVEL AGREEMENT	MHLANGA INC ATTORNEYS	MAAA015292	PRIVATE SECTOR INSTITUTE	CORPORATE SERVICES	SERVICE PROVIDER TO VERIFY QUALIFICATIONS AND CONDUCT BACKGROUND SCREENING FOR A PERIOD OF 3 YEARS		IT IS BASED ON RATE PER PRICING SCHEDULE	6 440,00	-	-	-	29/07/2025	28/07/2028	36	CURRENT			
8/1/21/4/33	CORP 8045/24/25		SERVICE LEVEL AGREEMENT	AFEXAS CONSULTING AGENCY	MAAA0094345	PRIVATE SECTOR INSTITUTE	CORPORATE SERVICES	SERVICE PROVIDER TO VERIFY QUALIFICATIONS AND CONDUCT BACKGROUND SCREENING FOR A PERIOD OF 3 YEARS		IT IS BASED ON RATE PER PRICING SCHEDULE	-	-	-	-	0	0	36	CURRENT		Waiting for inception meeting. Specification to be amended to add qualifications in verifications	
8/1/21/4/34	PWBS 8012/24/25		SERVICE LEVEL AGREEMENT	KEMBAL TRADING (PTY) LTD	MAAA0094311	PRIVATE SECTOR INSTITUTE	PUBLIC WORKS AND BASIC SERVICES	PANEL OF SERVICE PROVIDERS FOR MAINTENANCE AND NEW INSTALLATION OF MUNICIPAL BUILDING ELECTRICAL WORKS FOR A PERIOD OF 3 YEARS		IT IS BASED ON RATE PER PRICING SCHEDULE	-	-	-	-	01/07/2025	30/06/2028	36	CURRENT			
8/1/21/4/35	PWBS 8012/24/25		SERVICE LEVEL AGREEMENT	DOUBLE OPTION INVESTMENTS (PTY) LTD	MAAA008098	PRIVATE SECTOR INSTITUTE	PUBLIC WORKS AND BASIC SERVICES	PANEL OF SERVICE PROVIDERS FOR MAINTENANCE AND NEW INSTALLATION OF MUNICIPAL BUILDING ELECTRICAL WORKS FOR A PERIOD OF 3 YEARS		IT IS BASED ON RATE PER PRICING SCHEDULE	91 416,26	-	-	-	01/07/2025	30/06/2028	36	CURRENT			
8/1/21/4/36	PWBS 8012/24/25		SERVICE LEVEL AGREEMENT	KHOLWANI ELECTRICAL JV (ZWELOMKE ELECTRICALS)	MAAA0080427	PRIVATE SECTOR INSTITUTE	PUBLIC WORKS AND BASIC SERVICES	PANEL OF SERVICE PROVIDERS FOR MAINTENANCE AND NEW INSTALLATION OF MUNICIPAL BUILDING ELECTRICAL WORKS FOR A PERIOD OF 3 YEARS		IT IS BASED ON RATE PER PRICING SCHEDULE	-	-	-	-	01/07/2025	30/06/2028	36	CURRENT			
8/1/21/4/37	PWBS 8022/25/26		SERVICE LEVEL AGREEMENT	BS MAZONGILO CONSTRUCTION CC	MAAA0217348	PRIVATE SECTOR INSTITUTE	PUBLIC WORKS AND BASIC SERVICES	CONSTRUCTION OF PHOSANE COMMUNITY HALL		CONSTRUCTION OF PHOSANE COMMUNITY HALL	5 926 240,38	4 544 612,81	1 381 627,57	-	25/07/2025	13/03/2026	6	EXPIRED		Practical complete	
8/1/21/4/38	CORP 8043/23/24		SERVICE LEVEL AGREEMENT	REAL TRAVEL PTY LTD	MAAA1123586	PRIVATE SECTOR INSTITUTE	CORPORATE SERVICES	PANEL FOR PROVISION OF TRAVEL AGENT SERVICES FOR PERIOD OF 3 YEARS		IT IS BASED ON APPROVED RATES	293 974,82	-	-	-	26/06/2025	28/06/2028	36	CURRENT			
8/1/21/4/39	PWBS 8037/25/26		SERVICE LEVEL AGREEMENT	BS MAZONGILO CONSTRUCTION CC	MAAA0217348	PRIVATE SECTOR INSTITUTE	PUBLIC WORKS AND BASIC SERVICES	CONSTRUCTION OF EKUPHOLENI CRECHE		CONSTRUCTION OF EKUPHOLENI CRECHE	4 928 187,00	2 824 447,20	2 303 739,80	-	27/06/2025	31/03/2026	5	EXPIRED		Practical complete	
8/1/21/4/40	PWBS 8042/25/26		SERVICE LEVEL AGREEMENT	UKWAZI HOME DEVELOPMENTS PROJECTS	MAAA0124289	PRIVATE SECTOR INSTITUTE	PUBLIC WORKS AND BASIC SERVICES	CONSTRUCTION OF BULWER TOWN UPGRADE PHASE 2		CONSTRUCTION OF BULWER TOWN UPGRADE PHASE 2	6 584 325,00	1 722 605,37	4 861 719,63	-	27/06/2025	30/06/2026	7	CURRENT		The contract has been extended for a period of three months from 31/03/2026 to 30/06/2026 to finalise the outstanding work and then sign an amendment on 01/07/2026	
8/1/21/4/41	CORP 8049/24/25		SERVICE LEVEL AGREEMENT	HYEC KZN (PTY) LTD	MAAA0166428	PRIVATE SECTOR INSTITUTE	CORPORATE SERVICES	SERVICE PROVIDER TO SUPPLY, INSTALLATION & MAINTENANCE OF PRINTING / PHOTOCOPIING MACHINES FOR A PERIOD OF 3 YEARS		MAINTENANCE OF PRINTING / PHOTOCOPIING MACHINES FOR A PERIOD OF 3 YEARS	1 544 634,00	85 813,00	1 458 821,00	-	01/12/2025	30/11/2028	36	CURRENT			
8/1/21/4/42	COMM 8038/24/25		SERVICE LEVEL AGREEMENT	TRIVULO AFRICA ELECTRONICS DIVISION (PTY) LTD	MAAA0087787	PRIVATE SECTOR INSTITUTE	COMMUNITY AND SAFETY SERVICES	CALIBRATION OF SPEED CAMERAS		IT IS BASED ON RATE PER PRICING SCHEDULE	-	-	-	-	20/10/2025	20/10/2028	36	CURRENT			
8/1/21/4/43	COMM 8008/25/26		SERVICE LEVEL AGREEMENT	TRIVULO AFRICA ELECTRONICS DIVISION (PTY) LTD	MAAA0087787	PRIVATE SECTOR INSTITUTE	COMMUNITY AND SAFETY SERVICES	PROVISION OF SOFTWARE AND LICENCE FOR TRAFFIC CONTRAVENTION MANAGEMENT SYSTEM FOR A PERIOD OF 3 YEARS		IT IS BASED ON RATE PER PRICING SCHEDULE	172 500,00	-	-	-	30/10/2025	20/10/2028	36	CURRENT			
8/1/21/4/44	COMM 8042/24/25		SERVICE LEVEL AGREEMENT	QENWINDALO CONSTRUCTION JV NOMAFU SECURITY SERVICES	MAAA1207648	PRIVATE SECTOR INSTITUTE	COMMUNITY AND SAFETY SERVICES	CONDUCT SECURITY TRAINING FOR A PERIOD OF 3 YEARS		IT IS BASED ON THE APPROVED RATES PER PRICING SCHEDULE	-	-	74 475,00	-	06/11/2025	05/11/2028	36	CURRENT			
8/1/21/4/45	PWBS 8025/25/26		SERVICE LEVEL AGREEMENT	MAAKI CONSTRUCTION AND PLANT HIRE	MAAA0154357	PRIVATE SECTOR INSTITUTE	PUBLIC WORKS AND BASIC SERVICES	CONSTRUCTION OF JACKSON ROAD CAUSEWAY		CONSTRUCTION OF JACKSON ROAD CAUSEWAY	7 212 443,90	1 402 808,38	5 809 635,52	-	23/10/2025	23/06/2026	8	CURRENT			
8/1/21/4/46	PWBS 806/25/26		SERVICE LEVEL AGREEMENT	UKWAZI HOME DEVELOPMENT	MAAA0242289	PRIVATE SECTOR INSTITUTE	PUBLIC WORKS AND BASIC SERVICES	CONSTRUCTION OF NOLUNGA PEDESTRIAN BRIDGE		CONSTRUCTION OF NOLUNGA PEDESTRIAN BRIDGE	4 980 464,78	464 903,60	4 515 561,18	-	23/10/2025	23/06/2026	6	CURRENT			
8/1/21/4/47	COMM 8011/25/26		SERVICE LEVEL AGREEMENT	MATHUTHA TRADING	MAAA047485	PRIVATE SECTOR INSTITUTE	COMMUNITY AND SAFETY SERVICES	SUPPLY AND DELIVERY OF LIGHTING CONDUCTORS FOR A PERIOD OF 3 YEARS		IT IS BASED ON THE RATES AS PER THE PRICING SCHEDULE	809 000,00	-	-	-	28/11/2025	18/09/2026	6	CURRENT			
8/1/21/4/48	COMM 8020/25/26		SERVICE LEVEL AGREEMENT	ISOMKANGI GENERAL TRADING (PTY) LTD	MAAA014269	PRIVATE SECTOR INSTITUTE	COMMUNITY AND SAFETY SERVICES	PANEL FOR SUPPLY AND DELIVERY OF LIGHTING CONDUCTORS FOR A PERIOD OF 3 YEARS		IT IS BASED ON THE RATES AS PER THE PRICING SCHEDULE	-	-	-	-	28/11/2025	27/11/2028	36	CURRENT			
8/1/21/4/49	COMM 8030/25/26		SERVICE LEVEL AGREEMENT	LAE CONSTRUCTION	MAAA0750217	PRIVATE SECTOR INSTITUTE	COMMUNITY AND SAFETY SERVICES	PANEL FOR SUPPLY AND DELIVERY OF LIGHTING CONDUCTORS FOR A PERIOD OF 3 YEARS		IT IS BASED ON THE RATES AS PER THE PRICING SCHEDULE	-	-	-	-	28/11/2025	27/11/2028	36	CURRENT			
8/1/21/4/50	COMM 8030/25/26		SERVICE LEVEL AGREEMENT	SMAGRO CONSTRUCTION AND PROJECT PTY LTD	MAAA0549254	PRIVATE SECTOR INSTITUTE	COMMUNITY AND SAFETY SERVICES	PANEL FOR SUPPLY AND DELIVERY OF LIGHTING CONDUCTORS FOR A PERIOD OF 3 YEARS		IT IS BASED ON THE RATES AS PER THE PRICING SCHEDULE	-	-	-	-	28/11/2025	27/11/2028	36	CURRENT			
8/1/21/4/51	COMM 8030/25/26		SERVICE LEVEL AGREEMENT	MST5 HOLDINGS PTY LTD	MAAA1561411	PRIVATE SECTOR INSTITUTE	PUBLIC WORKS AND BASIC SERVICES	PANEL FOR SUPPLY AND DELIVERY OF LIGHTING CONDUCTORS FOR A PERIOD OF 3 YEARS		IT IS BASED ON THE RATES AS PER THE PRICING SCHEDULE	-	-	-	-	28/11/2025	27/11/2028	36	CURRENT			
8/1/21/4/52	CORP 8028/24/25		SERVICE LEVEL AGREEMENT	A VILARAZI AND ASSOCIATES	MAAA118329	PRIVATE SECTOR INSTITUTE	CORPORATE SERVICES	PANEL OF ATTORNEYS FOR A PERIOD OF 36 MONTHS		IT IS BASED ON THE RATES AS PER THE PRICING SCHEDULE	-	-	-	-	14/01/2026	13/01/2029	36	CURRENT			
8/1/21/4/53	CORP 8028/24/25		SERVICE LEVEL AGREEMENT	ONM ATTORNEYS	MAAA1825348	PRIVATE SECTOR INSTITUTE	CORPORATE SERVICES	PANEL OF ATTORNEYS FOR A PERIOD OF 36 MONTHS		IT IS BASED ON THE RATES AS PER THE PRICING SCHEDULE	-	-	-	-	14/01/2026	13/01/2029	36	CURRENT			
8/1/21/4/54	CORP 8028/24/25		SERVICE LEVEL AGREEMENT	LM ATTORNEYS INC	MAAA0907591	PRIVATE SECTOR INSTITUTE	CORPORATE SERVICES	PANEL OF ATTORNEYS FOR A PERIOD OF 36 MONTHS		IT IS BASED ON THE RATES AS PER THE PRICING SCHEDULE	-	-	-	-	14/01/2026	13/01/2029	36	CURRENT			
8/1/21/4/55	COMM 8029/25/26		SERVICE LEVEL AGREEMENT	MATHUTHA TRADING ENTERPRISE (PTY) LTD	MAAA047485	PRIVATE SECTOR INSTITUTE	COMMUNITY AND SAFETY SERVICES	SUPPLY AND DELIVERY OF FIRE FIGHTING EQUIPMENT FOR PERIOD OF 3 YEARS		IT IS BASED ON THE RATES AS PER THE PRICING SCHEDULE	349 025,00	-	-	-	06/02/2026	06/02/2029	36	CURRENT			
8/1/21/4/56	PWBS 8031/25/26		SERVICE LEVEL AGREEMENT	DOUBLE OPTION INVESTMENTS	MAAA008098	PRIVATE SECTOR INSTITUTE	PUBLIC WORKS AND BASIC SERVICES	MAINTENANCE OF STREET LIGHTING WITHIN THE FOLLOWING TOWNS: ENDEBENBERG, BULWER, ELISHTON AND DONDERBOK		IT IS BASED ON THE RATES AS PER THE PRICING SCHEDULE	876 411,21	-	876 411,21	-	27/01/2026	31/07/2026	6	CURRENT			
8/1/21/4/57	COM 8007/25/26		SERVICE LEVEL AGREEMENT	KWAMATHELA TRADING	MAAA1151989	PRIVATE SECTOR INSTITUTE	COMMUNITY AND SAFETY SERVICES	PANEL TO SUPPLY CLEANING CHEMICALS FOR A PERIOD OF THREE YEARS		IT IS BASED ON THE RATES AS PER THE PRICING SCHEDULE	-	-	-	-	23/01/2026	22/01/2029	36	CURRENT			
8/1/21/4/58	COM 8007/25/26		SERVICE LEVEL AGREEMENT	MHLABANI TRADING (PTY) LTD	MAAA1130584	PRIVATE SECTOR INSTITUTE	COMMUNITY AND SAFETY SERVICES	PANEL TO SUPPLY CLEANING CHEMICALS FOR A PERIOD OF THREE YEARS		IT IS BASED ON THE RATES AS PER THE PRICING SCHEDULE	-	-	-	-	23/01/2026	22/01/2029	36	CURRENT			
8/1/21/4/59	COM 8007/25/26		SERVICE LEVEL AGREEMENT	AMAPHEMBA TRADING ENTERPRISE	MAAA1203939	PRIVATE SECTOR INSTITUTE	COMMUNITY AND SAFETY SERVICES	PANEL TO SUPPLY CLEANING CHEMICALS FOR A PERIOD OF THREE YEARS		IT IS BASED ON THE RATES AS PER THE PRICING SCHEDULE	-	-	-	-	23/01/2026	22/01/2029	36	CURRENT			
8/1/21/4/60	COM 8007/25/26		SERVICE LEVEL AGREEMENT	MATHUTHA TRADING ENTERPRISE (PTY) LTD	MAAA1478984	PRIVATE SECTOR INSTITUTE	COMMUNITY AND SAFETY SERVICES	PANEL TO SUPPLY CLEANING CHEMICALS FOR A PERIOD OF THREE YEARS		IT IS BASED ON THE RATES AS PER THE PRICING SCHEDULE	-	-	-	-	23/01/2026	22/01/2029	36	CURRENT			
8/1/21/4/61	COM 8007/25/26		SERVICE LEVEL AGREEMENT	LAE CONSTRUCTION	MAAA0750217	PRIVATE SECTOR INSTITUTE	COMMUNITY AND SAFETY SERVICES	PANEL TO SUPPLY CLEANING CHEMICALS FOR A PERIOD OF THREE YEARS		IT IS BASED ON THE RATES AS PER THE PRICING SCHEDULE	-	-	-	-	23/01/2026	22/01/2029	36	CURRENT			
8/1/21/4/62	COM 8007/25/26		SERVICE LEVEL AGREEMENT	MABHAGHIAN CONSTRUCTION AND PROJECTS	MAAA031741	PRIVATE SECTOR INSTITUTE	COMMUNITY AND SAFETY SERVICES	PANEL TO SUPPLY CLEANING CHEMICALS FOR A PERIOD OF THREE YEARS		IT IS BASED ON THE RATES AS PER THE PRICING SCHEDULE	-	-	-	-	23/01/2026	22/01/2029	36	CURRENT			
8/1/21/4/63	COM 8007/25/26		SERVICE LEVEL AGREEMENT	AFRICOAM SOLUTIONS	MAAA0775243	PRIVATE SECTOR INSTITUTE	COMMUNITY AND SAFETY SERVICES	PANEL TO SUPPLY CLEANING CHEMICALS FOR A PERIOD OF THREE YEARS		IT IS BASED ON THE RATES AS PER THE PRICING SCHEDULE	-	-	-	-	23/01/2026	22/01/2029	36	CURRENT			
8/1/21/4/64	COM 8007/25/26		SERVICE LEVEL AGREEMENT	MZOMTSHA PROPERTY AND COMPUTER SUPPLIES	MAAA0131018	PRIVATE SECTOR INSTITUTE	COMMUNITY AND SAFETY SERVICES	PANEL TO SUPPLY CLEANING CHEMICALS FOR A PERIOD OF THREE YEARS		IT IS BASED ON THE RATES AS PER THE PRICING SCHEDULE	-	-	-	-	23/01/2026	22/01/2029	36	CURRENT			
8/1/21/4/65	COM 8007/25/26		SERVICE LEVEL AGREEMENT	SGROU TRADING (PTY) LTD	MAAA0572665	PRIVATE SECTOR INSTITUTE	COMMUNITY AND SAFETY SERVICES	PANEL TO SUPPLY CLEANING CHEMICALS FOR A PERIOD OF THREE YEARS		IT IS BASED ON THE RATES AS PER THE PRICING SCHEDULE	-	-	-	-	23/01/2026	22/01/2029	36	CURRENT			
8/1/21/4/66	COM 8007/25/26		SERVICE LEVEL AGREEMENT	THE ZEEN BREEZE PTY LTD	MAAA1561336	PRIVATE SECTOR INSTITUTE	COMMUNITY AND SAFETY SERVICES	PANEL TO SUPPLY CLEANING CHEMICALS FOR A PERIOD OF THREE YEARS		IT IS BASED ON THE RATES AS PER THE PRICING SCHEDULE	-	-	-	-	23/01/2026	22/01/2029	36	CURRENT			
8/1/21/4/67	COM 8007/25/26		SERVICE LEVEL AGREEMENT	SHEBELA TRADING AND PROJECTS (PTY) LTD	MAAA0864884	PRIVATE SECTOR INSTITUTE	COMMUNITY AND SAFETY SERVICES	PANEL TO SUPPLY CLEANING CHEMICALS FOR A PERIOD OF THREE YEARS		IT IS BASED ON THE RATES AS PER THE PRICING SCHEDULE	-	-	-	-	23/01/2026	22/01/2029	36	CURRENT			
8/1/21/4/68	PWBS 8013/25/26		SERVICE LEVEL AGREEMENT	UKWAZI HOME DEVELOPMENTS PROJECTS	MAAA0124289	PRIVATE SECTOR INSTITUTE	PUBLIC WORKS AND BASIC SERVICES	CONSTRUCTION OF CREIGHTON REGIONAL SPORTS CENTRE PHASE 3 (MAY) 14		CONSTRUCTION OF CREIGHTON REGIONAL SPORTS CENTRE PHASE 3 (MAY) 14	8 901 360,45	420 913,19	8 480 447,26	-	19/02/2026	19/10/2026	8	CURRENT			
8/1/21/4/69	PWBS 8015/25/26		SERVICE LEVEL AGREEMENT	MABHAGHIAN CONSTRUCTION AND PROJECTS	MAAA031741	PRIVATE SECTOR INSTITUTE	PUBLIC WORKS AND BASIC SERVICES	INSTALLATION OF STORMWATER PIPES AND CONSTRUCTION OF STORMWATER RESERVOIRS		INSTALLATION OF STORMWATER PIPES AND CONSTRUCTION OF STORMWATER RESERVOIRS	643 841,00	-	-	-	11/03/2026	11/07/2026	4	CURRENT			
8/1/21/4/70	CORP 8036/25/25		SERVICE LEVEL AGREEMENT	ALUMISOFT TECHNOLOGY PTY LTD	MAAA0064545	PRIVATE SECTOR INSTITUTE	CORPORATE SERVICES	SUPPLY AND INSTALLATION OF ANTIVIRUS SOFTWARE FOR 300 USERS FOR A PERIOD OF 3 YEARS		IT IS BASED ON THE RATES AS PER THE PRICING SCHEDULE	372 305,80	124 034,00	248 269,20	-	23/02/2026	23/02/2029	36	CURRENT			
8/1/21/4/71	PWBS 041/25/26		SERVICE LEVEL AGREEMENT	NOLUNGA CONTRACTORS AND PROJECTS	MAAA0540535	PRIVATE SECTOR INSTITUTE	PUBLIC WORKS AND BASIC SERVICES	PANEL OF SERVICE PROVIDERS FOR MAINTENANCE AND NEW INSTALLATION OF MUNICIPAL BUILDING ELECTRICAL WORKS FOR A PERIOD OF 3													

**MIG, ELECTRIFICATION AND INTERNAL FUNDED PROJECTS**

<b>Project Name</b>	<b>Jan-26</b>	<b>Feb-26</b>	<b>Mar-26</b>	<b>Remedial Action</b>
<b>2025/2026 FINANCIAL YEAR MIG PROJECTS</b>				
<b>Construction of Glenmaize Community hall</b>	The project is practical complete.	The project is practical complete.	The project is practical complete.	
<b>Construction of Phosana Community hall</b>	Project is under construction and is 85% service provider is currently busy with finishes.	Project is under construction and is 98% service provider is currently busy with finishes.	The project is under defect liability period which lapse on 30 of June 2026	
<b>Construction Ekupholeni Creche</b>	The project is under construction and is 80% complete.Currently busy with parking and finishes	The project is under construction and is 85% complete.Currently busy with parking and finishes	The project is under construction and is 95% complete busy snags.	
<b>RENEWAL of GRAVEL ACCESSROADS 2025/26 1km</b>				
<b>Magoso Access road</b>	Project is now complete	Project is now complete	Project is now complete	
<b>Nomandlovu Access road</b>	Project is now complete	Project is now complete	Project is now complete	
<b>Magwababeni/Mampondweni Access road.</b>	Project is now complete	Project is now complete	Project is now complete	
<b>2022/23 FINANCIAL YEAR PROJECTS</b>				
	The project is practical complete and under the defect liability period.	The project is practical complete and under the defect liability period.	The project is practical complete and under the defect liability period.	
<b>FINANCIAL YEAR MIG PROJECTS 2024/25</b>				

<b>Project Name</b>	<b>Jan-26</b>	<b>Feb-26</b>	<b>Mar-26</b>	<b>Remedial Action</b>
<b>Maguzwana Sport fields</b>	The project is practical complete, currently under defect liability period.	The project is practical complete, currently under defect liability period.	The project is practical complete, currently under defect liability period.	
<b>Thonsini Hall and Creche</b>	The project is practical complete	The project is practical complete	The project is practical complete	
<b>Khubeni Creche</b>	The project is practical complete and under the defect liability period.	The project is practical complete and under the defect liability period.	The project is practical complete and under the defect liability period.	
<b>Zwelisha creche</b>	The project is practical complete and under the defect liability period.	The project is practical complete and under the defect liability period.	The project is practical complete and under the defect liability period.	
<b>Siyathuthuka creche</b>	The project is practical complete and under the defect liability period.	The project is practical complete and under the defect liability period.	The project is practical complete and under the defect liability period.	
<b>Bulwer Asphalt phase 8 Section 3</b>	Project is practical complete.	Project is practical complete.	Project is practical complete.	

Project Name	Jan-26	Feb-26	Mar-26	Remedial Action
<b>ELECTRIFICATION PROJECTS 2024/2025</b>				
<b>Amakhuze/Cabazi phase 7</b>	Project is practical complete.	Project is practical complete.	Project is practical complete.	
<b>Lamington to Greater Stepmore 5.3 km MV line</b>	Project is practical complete busy with snags	Project is practical complete busy with snags	Project is practical complete busy with snags	
<b>Greater Khukhulela/Nomagaga phase 7</b>	Project is practical complete busy with snags	Project is practical complete busy with snags	Project is practical complete busy with snags	
<b>Greater Ngwagwane Phase 7</b>	Project is practical complete busy with snags	Project is practical complete busy with snags	Project is practical complete busy with snags	
<b>Greater Nkwezela phase 7</b>	Project is practical complete busy with snags	Project is practical complete busy with snags	Project is practical complete busy with snags	
<b>Greater Nkumba/Magwaneni Phase 7</b>	Project is practical complete busy with snags	Project is practical complete busy with snags	Project is practical complete busy with snags	

Project Name	Jan-26	Feb-26	Mar-26	Remedial Action
<b>2023/24 FINANCIAL YEAR INTERNAL PROJECTS</b>				
<b>Upgrading of himeville township asphalts road</b>	The project is practical complete	The project is practical complete	The project is practical complete	
<b>Bus Shelters</b>	The project is practical complete	The project is practical complete	The project is practical complete	
<b>Ntwasahlobo to Ridge pedestrain bridge</b>	Project will be re-advertised due that , there were no suitable and qualifying service provider.	Project re-advertised due to that , there were no suitable and qualifying service provider. Briefing date 12 February 2026, Closing date 24 February 2026.	Project is at adjudication committee for the appointment of suitable service provider.	
<b>Ndlangisa pedestrain bridge</b>	Contractor is on site busy with establishment ,site clearance.Busy with excavation for foundation 15% complete.	Contractor is on site busy with establishment ,site clearance.Busy with excavation for foundation 20% complete.	Contractor is on site busy with pouring concrete on foundation	
<b>Gobhogobho pedestrain bridge</b>	Project is at a tender stage which is an intention to award for a suitable service provider, lapses on the 12 of February 2026.	Service provider has been appointed inception meeting is scheduled to take place on the 06 March 2026.	contractor is on site busy with site establishment.	
<b>Half my right pedestrain bridge</b>	Project will be re-advertised due that , there were no suitable and qualifying service provider.	Project re-advertised due to that , there were no suitable and qualifying service provider. Briefing date 12 February 2026, Closing date 24 February 2026.	Project is at tender stage, with evaluation committee	
<b>Storm Water installation</b>	Project is at tender adjudication stage for issuing of order numbers to service provider.	Service provider appointed to commence work onsite	Service provide for the installation of storm water pipe has been appointed. Currently busy constructing headwalls in Ward 06.	

Project Name	Jan-26	Feb-26	Mar-26	Remedial Action
<b>FINANCIAL YEAR INTERNAL PROJECTS 2022/2023</b>				
<b>Creighton Storeroom</b>	The project is practical complete	The project is practical complete	The project is practical complete	
<b>Bulwer Town Upgrade Phase 2</b>	Construction in progresss the only is portion of side walks where the contractor waiting for removal of illegal containers placed by local traders and procurement of markets stalls. That process will take place after finalisation of final desgns to cater for new submission/ proposal from beneficiaries and LED unit, PWBS Depart.a meeting with LED unit and project stakeholder has been	Construction in progresss the only is portion of side walks where the contractor waiting for removal of illegal containers placed by local traders and procurement of markets stalls. That process will take place after finalisation of final desgns to cater for new submission/ proposal from beneficiaries and LED unit. Engineer is busy updating designs and costing as per new request from stores beneficiaries and LED	Construction in progresss the only is portion of side walks where the contractor waiting for removal of illegal containers placed by local traders and procurement of markets stalls. That process will take place after finalisation of final desgns to cater for new submission/ proposal from	
<b>20FINANCIAL YEAR PROJECTS 2022/2023</b>				
<b>Creighton Sport Center phase 2</b>	The project is practical complete.	The project is practical complete.	The project is practical complete.	
<b>Mafohla Community Hall</b>	The project is complete, defect liability period, to lapsed and defeacts in site was rectified and the Municipality is waiting for the close out report from the Consultant.	The project is complete, defect liability period, to lapsed and defeacts in site was rectified and the Municipality is waiting for the close out report from the Consultant.	The project is complete, defect liability period, to lapsed and defeacts in site was rectified and the Municipality is waiting for the close out report from the Consultant.	
<b>Underberg Asphalt Road Phase 4</b>	The project is practical complete and under the defect liability period.	The project is practical complete and under the defect liability period.	The project is practical complete and under the defect liability period.	

**SCM REPORT FOR MFMA CIRCULAR NO.133 MARCH 2026**

**AUTHOR: CHIEF FINANCIAL OFFICER**  
**(File Ref: Budget and Treasury Office)**  
**(Level 1: Finance Committee)**  
**(Level 2: EXCO)**  
**(Level ): Council)**

**1. PURPOSE OF REPORT**

The purpose of the report is to request the Council to note MFMA circular No. 133. The meaning of "organ of state" as contemplated in section 110(2)(a) of the MFMA. Clarification of the meaning of "organ of state" as contemplated in section 110(2)(a) of the Municipal Finance Management Act, 2003 (Act No. 56 of 2003 – 'MFMA');

**2. LEGISLATIVE FRAMEWORK**

- The Constitution of the Republic of South Africa Act, 1996 (Act No 108 of 1996);  
 The Municipal Finance Management Act, 56 of 2003
- The Broad-Based Black Economic Empowerment Act, 2003 (Act No 53 of 2003);
- The Construction Industry Development Board Act, 2000 (Act No 38 of 2000);  
and
- The Prevention and Combating of Corrupt Activities Act, 2004 (Act No 12 of 2004);

**DISCUSSION/DELIBERATION**

The National Treasury has been receiving queries regarding whether Telkom is an "organ of state" and whether section 110(2)(a) of the MFMA applies when a municipality or municipal entity procures goods and services from Telkom. The issue arises particularly in cases where municipalities or municipal entities seek to apply the exemption provided for in section 110(2)(a) of the MFMA. This Circular accordingly serves to advise on the legal interpretation of the term "organ of state" as contemplated in section 110(2)(a) of the MFMA.

Telkom is no longer an organ of state and Dr Nkosazana Dlamini Zuma Municipality does not have business with Telkom.

**3. BUDGETARY IMPLICATION**

- No budget implications

**4. SERVICE DELIVERY IMPLICATIONS**

- No service delivery implications.

**5. RECOMMENDATIONS**

It is hereby recommended that:

1. The Council note the content of the report and circular.





## NATIONAL TREASURY

MFMA Circular No.133

Municipal Finance Management Act No. 56 of 2003

### The meaning of "organ of state" as contemplated in section 110(2)(a) of the MFMA

Table of contents	Page no:
1. Purpose .....	2
2. Application .....	2
3. Interpretation .....	2
4. Background .....	2
5. Interpretation of section 110(2)(a) of the MFMA.....	2
6. Rationale of section 110(2)(a) of MFMA .....	2
7. Meaning of "organ of state".....	3
8. Goods or services that can be procured from an organ of state as contemplated in section 110(2)(a) of the MFMA .....	4
9. Clarification of Telkom's "organ of state" status.....	4
10. Public disclosure of procurement in terms of section 110(2)(a) of the MFMA.....	5
11. Irregular expenditure, financial misconduct and financial offences .....	5
12. Conclusion.....	5

## 1. Purpose

The purpose of this Circular is to—

- 1.1 clarify the meaning of "organ of state" as contemplated in section 110(2)(a) of the Municipal Finance Management Act, 2003 (Act No. 56 of 2003 – 'MFMA');
- 1.2 explain the listing of Telkom SA SOC Ltd ("Telkom") as a public entity in Schedules 2 to the Public Finance Management Act, 1999 (Act No. 1 of 1999 – 'PFMA'); and
- 1.3 advise whether Telkom should be regarded as an "organ of state" for purposes of section 110(2)(a) of the MFMA.

## 2. Application

This Circular applies to municipalities and municipal entities.

## 3. Interpretation

This Circular should be read together with sections 217 and 239 of the Constitution of the Republic of South Africa, 1996 ('Constitution'), Chapter 11 of the MFMA, and the Municipal Supply Chain Management ('SCM') Regulations, 2005.

## 4. Background

The National Treasury has been receiving queries regarding whether Telkom is an "organ of state" and whether section 110(2)(a) of the MFMA applies when a municipality or municipal entity procures goods and services from Telkom. The issue arises particularly in cases where municipalities or municipal entities seek to apply the exemption provided for in section 110(2)(a) of the MFMA. This Circular accordingly serves to advise on the legal interpretation of the term "organ of state" as contemplated in section 110(2)(a) of the MFMA.

## 5. Interpretation of section 110(2)(a) of the MFMA

Section 110(2)(a) of the MFMA provides: "This Part, except where specifically provided otherwise, does not apply if a municipality or municipal entity contracts with another organ of state for the provision of goods or services to the municipality or municipal entity".

Section 110(2)(a) essentially exempts a municipality or municipal entity from the procurement processes set out in Part 1 of Chapter 11 of the MFMA and the SCM Regulations when a municipality or municipal entity enters into a contract with another organ of the state to provide goods or services to the municipality or municipal entity.

## 6. Rationale of section 110(2)(a) of MFMA

The rationale for section 110(2)(a) of the MFMA is to enhance efficiency and reduce administrative burdens when procurement is conducted between organs of state, which are all ultimately accountable within the same constitutional framework. When goods or services can be sourced from another organ of the state, it removes the need for a full-

scale SCM process. However, the municipality or municipal entity must ensure that all relevant accountability and oversight mechanisms remain in place within its SCM policy to mitigate risks. The core principle is not to circumvent good governance but to effectively leverage public-sector capacity and resources.

From a practical standpoint, municipalities or municipal entities must still exercise due diligence. It is advisable for SCM officials to confirm the credentials of the other organ of the state, evaluate the pricing or cost recovery structure, and verify alignment with the municipality's or municipal entity's strategic objectives and budgetary limits. Additionally, proper record-keeping and clear documentation of the arrangement are crucial for oversight and audit purposes. This ensures that while municipalities and municipal entities benefit from the flexibility offered by section 110(2)(a) of the MFMA, they still adhere to accountability, transparency, and fairness objectives.

## 7. Meaning of "organ of state"

The MFMA does not define the term "organ of state", however, section 110(2)(a) of the MFMA must be read with the definition of "organ of state" as provided in section 239 of the Constitution.

Section 239 of the Constitution defines an "organ of state" as:

*"(a) any department of state or administration in the national, provincial or local sphere of government; or*

*(b) any other functionary or institution—*

*(i) exercising a power or performing a function in terms of the Constitution or a provincial constitution; or*

*(ii) exercising a public power or performing a public function in terms of any legislation."*

Paragraph (a) of the definition of "organ of state" encompasses all government departments and administrative structures operating in the national, provincial, or local spheres of government. These institutions are financed through the fiscus, and directly accountable for executing governmental policies and functions. Organisations falling under paragraph (a) of the definition of "organ of state" are organs of state, for purposes of section 110(2)(a) of the MFMA, and include municipalities, national and provincial departments.

Paragraph (b)(i) of the definition of "organ of state" applies to institutions whose authority is derived directly from the Constitution or provincial constitution. In the context of the Constitution, these are the so-called "Chapter 9 institutions," including the Public Protector and the Auditor-General of South Africa. Such institutions are recognised as "organs of state" in the context of section 110(2)(a) of the MFMA.

Paragraph (b)(ii) of the definition of "organ of state" includes institutions that derive their authority from ordinary legislation and are empowered to perform public functions or exercise public powers. The pivotal question in determining whether an institution is an "organ of state" under this paragraph is whether it performs a governmental role, such as regulation, licensing, enforcement, or public service delivery, and whether that role is expressly authorised by legislation. If an institution's powers or functions are derived from legislation, excluding the Constitution, that institution would still qualify as an "organ of state" as envisaged in section 110(2)(a) of the MFMA. A water board established in terms

of the Water Services Act, 1997 (Act 108 of 1997), is an example of an institution as contemplated in paragraph (b)(ii) of the definition of "organ of state".

If an institution does not satisfy the requirements to be classified as an "organ of state" under section 239 of the Constitution, a municipality or municipal entity cannot rely on section 110(2)(a) of the MFMA for the procurement of goods or services from that institution. This restriction applies even if the state holds shares in the institution, as partial or full state ownership alone does not confer the automatic status of an "organ of state" as per the definition of "organ of state" under section 239 of the Constitution.

## **8. Goods or services that can be procured from an organ of state as contemplated in section 110(2)(a) of the MFMA**

Although section 110(2)(a) of the MFMA allows a municipality or municipal entity to contract with an "organ of state" to provide goods or services, these goods or services must fall within the functions and powers of the "organ of state", as defined under section 239 of the Constitution and its enabling legislation that qualifies an organisation to be an "organ of state". Essentially, an organ of the state is established to perform specific public functions and powers, and any procurement arrangement must align with those mandates as constitutionally and legislatively assigned to the organ of state.

Section 110(2)(a) of the MFMA accordingly does not empower a municipality or municipal entity to procure goods and services from an "organ of state", which is not in terms of its legislatively mandated powers and functions. Before procuring goods or services from an organ of state, municipalities and municipal entities should determine whether the goods or services they intend to procure fall within the organ of state's functions and powers under its enabling legislation. Municipalities and municipal entities should, where there is any doubt of the scope of the functions and powers of an "organ of state" from which they contemplate procuring goods and services, request the organ of state to provide documentary evidence to confirm their functions and powers under which the goods and services will be provided, and if their powers and functions qualifies the institution to be classified as an organ of state in terms of section 239 of the Constitution.

If a municipality or municipal entity procures services or goods not in the scope of an organ of the state's mandated powers and functions, they must follow the necessary procurement processes as contemplated in Chapter 11 of the MFMA and the SCM Regulations, 2005, and cannot use the exemption in terms of section 110(2)(a) of the MFMA.

## **9. Clarification of Telkom's "organ of state" status**

Although the State is a shareholder in Telkom, Telkom does not meet any of the criteria in the definition to be an "organ of state" as contemplated in section 239 of the Constitution. Therefore, the exemption in section 110(2)(a) of the MFMA does not apply to Telkom. A municipality or municipal entity can therefore not invoke section 110(2)(a) of the MFMA to procure goods and services from Telkom. Telkom, instead, must, like other potential suppliers to a municipality or municipal entity, be subjected to an SCM procurement process before goods or services can be procured from Telkom.

Telkom is currently listed as a public entity in Schedule 2 to the PFMA despite no longer meeting the requirements for such listing. Telkom, for this reason, has been exempted, in terms of section 92 of the PFMA, from the PFMA's provisions pending its de-listing through an amendment to the PFMA.

## 10. Public disclosure of procurement in terms of section 110(2)(a) of the MFMA

Section 110(2)(a) of the MFMA, read with regulation 11(3) of the SCM Regulations provides that where the SCM exemption in terms of section 110(2)(a) of the MFMA is applied, the municipality or municipal entity must publicly disclose the type of goods or services procured and the name of the organ of state from whom the goods or services were obtained. This requirement confirms that procurement from an organ of state is an exception to competitive bidding, not a waiver of public oversight.

## 11. Irregular expenditure, financial misconduct and financial offences

Municipalities and municipal entities are reminded that section 110(2)(a) of the MFMA applies only where goods or services are procured from an organ of state. If this provision is applied incorrectly, specifically if the institution in question is not an organ of the state, such irregular expenditure must be reported to and investigated by the Municipal Public Accounts Committee (MPAC) in accordance with section 32(2)(b) of the MFMA. In the case of a municipal entity, any irregular expenditure incurred must be reported to the board of directors for investigation in terms of section 102 of the MFMA.

The irregular expenditure incurred must also be referred to the disciplinary board for a financial misconduct investigation in line with sections 171 and 172 of the MFMA, read with the Municipal Regulations on Financial Misconduct Procedures and Criminal Proceedings, 2014. If there is suspected fraud or the conduct of the officials amounts to a criminal offence under section 173 of the MFMA, the matter must also be reported to the South African Police Service for investigation. Moreover, section 34 of the Prevention and Combating of Corrupt Activities Act, 2004 (Act No. 12 of 2004) requires municipalities and municipal entities to report suspected corruption above R100,000 to the Directorate for Priority Crime Investigation (HAWKS).

## 12. Conclusion

Municipality accounting officers and municipal entities' chief executive officers must ensure that this Circular is tabled at the next municipal council or board of directors meeting. The contemplated council or board item should explain the Circular and the impact of the Circular on the municipality's or municipal entity's operations and policies. The Circular must also be brought to the attention of municipal officials, including the municipality's and municipal entity's disciplinary board and the audit committee.

All clarification requests concerning this Circular should be emailed to [mfma@treasury.gov.za](mailto:mfma@treasury.gov.za).

## Contact



Email – General [mfma@treasury.gov.za](mailto:mfma@treasury.gov.za)  
Website [www.treasury.gov.za/mfma](http://www.treasury.gov.za/mfma)

**Mr W McComans**  
**Chief Director: MFMA Implementation**  
**24 February 2026**