



*A Better Place for All*

Main Street  
Creighton, 3263

P.O Box 62

Creighton 3263

Phone: +27 39 833 1038

Fax: +27 39 833 1179

Email: [mailbox@ndz.gov.za](mailto:mailbox@ndz.gov.za)

[www.ndz.gov.za](http://www.ndz.gov.za)

# **FINANCE COMMITTEE MEETING**

## **AGENDA**

**FOR THE MEETING TO BE HELD ON**

**TUESDAY, 15<sup>TH</sup> DECEMBER 2020**

**VIRTUALLY THROUGH ZOOM**

**AT 2: 00 P.M.**

# FINANCE COMMITTEE MEETING

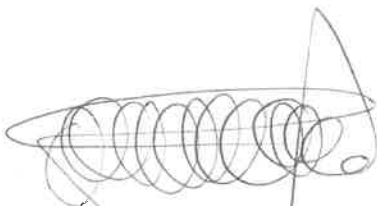
## NOTICE OF A FINANCE COMMITTEE MEETING

Dear Members

## MEETING OF A FINANCE COMMITTEE

Notice is hereby given in terms of the Municipal Finance Management Act, No 56 of 2003, that a Finance Committee Meeting of the **Dr. Nkosazana Dlamini- Zuma Local Municipality** will be held **virtually through Zoom on Tuesday 15<sup>th</sup> December 2020 at 2:00 p.m.** for the purpose of considering the items as contained in the attached agenda.

Yours faithfully

A handwritten signature in black ink, appearing to be 'P.N. Mncwabe', written over a horizontal line. The signature is somewhat stylized and includes a large loop at the end.

**CLLR. P.N. MNCWABE  
CHAIRPERSON/MAYOR**

# index

01.	OPENING & WELCOME	
02.	NOTICE OF THE MEETING	
03.	APPLICATION FOR LEAVE OF ABSCENCE	
04.	ACCEPTANCE OF THE AGENDA	
05.	DECLARATION OF INTEREST	
06.	<u>ANNOUNCEMENTS</u>	
07.	PRESENTATIONS	
08.	<u>CONFIRMATION OF MINUTES FROM PREVIOUS MEETING</u>	
	08.01. Minutes of a Finance Committee Meeting that was held on the 27 <sup>th</sup> November 2020	
09.	<u>REPORTS FOR NOTING AND CONSIDERATION FOR THE MONTH OF OCTOBER 2020:</u>	
	09.01. Report on Section 71 of the MFMA:	1
	09.02. Report on Expenditure Management:	62
	09.03. Report on Debt and Revenue Management	92
	09.04. Report on Supply Chain Management:	117
	09.05. Report on Contracts Management	143
	09.06. Report on Fleet Management:	146
	09.07. Report to Request Council on the Implementation of general Valuation to be Conducted and Valuation Roll to be Prepared	151
10.	CLOSURE	

**MINUTES OF DR NDZ FINANCE COMMITTEE MEETING HELD ON THE 27<sup>th</sup> NOVEMBER 2020 AT DR NKOSAZANA DLAMINI ZUMA MUNICIPAL COUNCIL CHAMBER AT 10:00 A.M.:**

---

<b>Present:</b>	<b>Cllrs</b>	<b>P.N. Mncwabe</b>	<b>- Mayor/Chairperson</b>
		<b>N.C. Mbanjwa</b>	<b>- Committee Member</b>
		<b>B.K. Zondi</b>	<b>- Committee Member</b>
		<b>T. Ndlovu</b>	<b>- Committee Member</b>
	<b>Merrs</b>	<b>Mr. KMB Mzimela</b>	<b>- CFO</b>
		<b>Mr. V. Godlo</b>	<b>- Cogta</b>
		<b>Mr. S.S. Zondi</b>	<b>- Committee Officer</b>
	<b>Mesdames</b>	<b>Mrs. N.N. Mlengane</b>	<b>- Civil Engineering Technician</b>
<b>LEAVE OF ABSENCE:</b>		<b>Mr. N.C.Vezi</b>	<b>- Municipal Manager</b>
		<b>Mr. S.V. Mngadi</b>	<b>- PWBS Manager</b>
		<b>Mr. J. Sondezi</b>	<b>- Corporate Support Services Manager</b>
		<b>Ms. Z. Mlata</b>	<b>- Community Services Manager</b>
		<b>Mr. Z.L. Dlamini</b>	<b>- PWBS Assistant Manager</b>

<b>ITEMS</b>	<b>MINUTES</b>	<b>ACTION &amp; TIMEFRAME</b>
<b>01.</b>	<b>OPENING: MOMENT OF REFLECTION:</b> The CFO opened the meeting with a prayer. The Chairperson warmly welcomed all present. She then appreciated that there were no death caused by Covid 19 Pandemic within the staff and Councillors of the Dr Nkosazana Dlamini Zuma Municipality. She lastly emotionally stated that the municipality has a high level of Gender Based Violence, but she is hoping that this situation will deteriorate as the time goes.	
<b>02.</b>	<b>NOTICE OF THE MEETING</b> The CFO read the Notice of the meeting.	
<b>03.</b>	<b>APPLICATION FOR LEAVE OF ABSENCE:</b> The Chairperson raised that in the side of Councillors, only Cllr. K.A. Hadebe was not present and there was no apology tendered.	





Actual Revenue to Budgeted Revenue (Billed)	37%
Actual Opex to Budgeted Opex	22%
Actual Capex to Budgeted Capex	11%
Employee related cost	28%
Councillors Remuneration	32%
Conditional Grants Expenditure	21%
Cash Coverage Ratio	6 Months
Creditors Age Analysis	100% creditors paid
Debt Collection rate	78%

**Balances for the period ending on the 31<sup>st</sup> October 2020:**

1. Surplus: R35 351 000.00
2. Cash & Cash equivalent: R166 372 951.27
3. Capital Expenditure: R 6 654 586.65
4. Trade & Other receivables: R 71 482 436.35
5. Trade & Other Payables: R 342 008.01
6. Conditional Grants: R 14 369 645.26

**Electrification Projects:**

The Chairperson requested that the processes on electrification projects should be fast-tracked and including all other projects because people do not understand when they are being told about projects being held by processes.

**Sidangeni Bridge:**

The Chairperson raised a concern that the issue of EIA has taken very long. She requested the management to update the Ward Councillor regularly regarding this project.

**Centocow Taxi Rank:**

Cllr. B.K. Zondi raised a concern that there is no progress at Centocow Taxi Rank and the contractor did poor standard work.

**Renewal of Gravel Roads:**

Cllr. B.K. Zondi Raised that all roads are a mess and the Dept. of Transport is doing nothing about them. She suggested that the municipality should assist where possible using its plant. The CFO stated that the management has discussed the issue of the roads and agreed that there should be a plan done by the municipality to assist before the municipality closes for December holidays because there is a problem with the Dept. of Transport.

**3 Kms Rural Roads:**

Cllr. B.K. Zondi requested clarity as to the reason leading the contractors not to commence in doing the 3 KMs roads. The Civil

Engineering Technician stated that on the issue of 3 KMs roads the pipes have been ordered it is the issue of fast-tracking the processes.

**Bhidla Housing:**

Cllr. B.K. Zondi raised a concern that the project is at stand still and houses getting damaged by rain. She then requested that the matter be looked at hence the offices are now fully opened.

**Storm Water:**

Cllr. N.C. Mbanjwa appreciated that the municipality is trying to do projects; but there is still concerns since they are not being fully completed, hence, the roads get damaged by rain.

**Underspending on Capex and Internally funded projects:**

Cllr. T. Ndlovu requested clarity as to what led to the under spending on Capex and also on internally funded projects. The CFO explained that the spending was affected by the lockdown as a result of Covid 19 but a plan to recover is in place.

**Scope of Work**

The Chairperson raised a serious concern regarding the issue of the scope of work not being provided to the PSC and the Ward Councillors. She requested clarity as to the reasons leading to that action. The CFO stated that the Scope of work can be provided to anyone and there is no reason why it is not given to relevant persons. He suspects that the issue is on poor communication but he will pass the information to relevant the department.

**Municipal Plant:**

The Chairperson requested that the committee should receive a schedule of roads to be done by the municipal plant, hence there is nothing being reported regarding its usage. The committee also emphasized that the PWBS Department should report about the internal plant.

The Civil Engineering Technician explained that the grader has done some roads but the problem is that it breaks down regularly. She then requested to pass other issues raised by the committee to the PWBS Manager as well to relevant personnel. The CFO added that the issue of a Grader is a problem that needs to be taken to the Budget Steering Committee in order to recommend the procurement of a second better one.

The CFO lastly promised the committee that the two departments (Finance and PWBS) would merge their reports in order to provide more and detailed information.

	<p><b>RECOMMENDATIONS:</b> 1. That the committee notes the report.</p> <p><b>Proposed by: Cllr. N.C. Mbanjwa                      Seconded by: Cllr. B.K. Zondi</b></p>	
<p><b>09.02.</b></p>	<p><b>EXPENDITURE MANAGEMENT REPORT</b></p> <p>The CFO gave a presentation on the abovementioned item. He stated that the purpose of the report is to report to the committee on the payments made during the month of October 2020.</p> <p>The accounting officer of a municipality is responsible for the management of the expenditure of the municipality. The accounting officer must take all reasonable steps to ensure that the municipality has and maintains an effective system of expenditure control, including procedures for approval, authorization, withdrawal and payments of funds.</p> <p>The Chairperson appreciated that people are benefiting from the FBE and there are also listed in the report. She then requested that the application process remain open for more people because the numbers of beneficiaries are still small.</p> <p>Mr. V. Godlo from Cogta advised that Councillors should be aware of the link between revenue generation and the indigent register. They should be clear as to who qualifies to be assisted.</p> <p><b>RECOMMENDATIONS:</b></p> <ul style="list-style-type: none"> <li>• That the committee notes the report</li> </ul> <p><b>Proposed by Cllr. B.K. Zondi                      Seconded by Cllr. T. Ndlovu</b></p>	
<p><b>09.03.</b></p>	<p><b>DEBTORS AND REVENUE MANAGEMENT REPORT:</b></p> <p>The CFO gave a report on the abovementioned item. He informed the committee that the purpose of the report is to provide information to the committee on the Debtor's Management.</p> <p>The Dr. Nkosazana Dlamini Zuma Municipality council must ensure all the money which is due and payable to council is collected and for this purpose has adopted the credit control policy and debt collected policy consistent with its tariffs and complying with the provisions of the relevant legislation. The interest is added to all outstanding debtors. The Municipality has budgeted for the provision of bad debt.</p> <p><b>Attached to the report were the following annexures:</b></p> <ol style="list-style-type: none"> <li><b>1.</b> Age analysis</li> <li><b>2.</b> Debt Collection report</li> <li><b>3.</b> Traffic Fines</li> </ol>	

	<p><b>4. Data cleansing report</b> <b>5. Revenue Enhancement Strategy</b></p> <p>The Chairperson appreciated that the Dept. of Public Works is paying something to the municipality. She then suggested that the municipality should seek if there are any ways to take over the land if the Department has challenges in verifying it.</p> <p>Cllr. T. Ndlovu requested that the Traffic Department Trailer should be utilized regularly in order to assist in the collection of traffic fines.</p> <p><b>RECOMMENDATIONS:</b></p> <ul style="list-style-type: none"> <li>• That the committee notes the report</li> </ul> <p><b>Proposed by Cllr. T. Ndlovu                      Seconded by Cllr. N.C. Mbanjwa</b></p>	
<p><b>09.04.</b></p>	<p><b><u>REPORT ON SUPPLY CHAIN MANAGEMENT UNIT FOR OCTOBER 2020:</u></b></p> <p>The CFO gave a report on the abovementioned item. He informed the committee that the purpose of the report is to present the implementation of the Supply Chain Management Policy on the purchases made by the municipality for the month of October 2020.</p> <p><b>ANNEXURES:</b></p> <ol style="list-style-type: none"> <li>1. Annexure "A"- Quotation orders below R200 000,00</li> <li>2. Annexure "B" -Deviation and Irregular Expenditure</li> <li>3. Annexure "C" – Funeral</li> <li>4. Annexure "D" – Awards more than R200 000,00</li> <li>5. Annexure "E" -Fuel orders</li> <li>6. % Statistics on SCM orders</li> <li>7. Procurement Plan Implementation</li> </ol> <p><b>RECOMMENDATIONS:</b></p> <ul style="list-style-type: none"> <li>• That the committee notes the report.</li> </ul> <p><b>Proposed by Cllr. B.K. Zondi                      Seconded by Cllr. T. Ndlovu</b></p>	
<p><b>09.05.</b></p>	<p><b><u>CONTRACTS REPORT FOR CONTRACT MANAGEMENT UNIT:</u></b></p> <p>The CFO gave a presentation on the abovementioned item. A detailed report on Contracts Management was attached to the agenda for more information.</p> <p><b>RECOMMENDATIONS:</b></p> <ul style="list-style-type: none"> <li>• That the committee notes the report.</li> </ul>	

	<b>Proposed by Cllr. N.C. Mbanjwa</b> <b>Seconded by Cllr. B.K. Zondi</b>	
<b>09.06.</b>	<p><b>REPORT ON FLEET MANAGEMENT:</b> The CFO gave a presentation on the abovementioned item. He Stated that the purpose of the report is to inform the committee about fleet management of the municipality. A detailed report was attached to the Agenda.</p> <p><b>ANNEXURES:</b></p> <ol style="list-style-type: none"> <li>1. Tyres information</li> <li>2. Repairs information</li> <li>3. Accidents information</li> <li>4. Vehicles to be disposed</li> <li>5. Cost Analysis</li> </ol> <p><b>RISKS:</b></p> <ol style="list-style-type: none"> <li>1. Vehicle Abuse</li> <li>2. Accidents</li> <li>3. Car Theft</li> </ol> <p><b>RECOMMENDATIONS</b></p> <ol style="list-style-type: none"> <li>1. That the committee notes the report</li> </ol> <p><b>Proposed Cllr. N.C. Mbanjwa</b>                      <b>Seconded by: Cllr. B.K. Zondi</b></p>	
<b>10.</b>	<p><b>CLOSURE:</b> The Chairperson thanked all members and officials for their contribution to the meeting. Mrs. N.N. Mlengane closed with a prayer. The meeting was closed at 12.00 p.m.</p>	

**The meeting was closed at 12:00 p.m.**

-----  
**CLLR. P.N. MNCWABE**  
**MAYOR/CHAIRPERSON**

-----  
**DATE**

REPORT TO THE DR NKOSAZANA DLAMINI ZUMA MUNICIPAL  
COUNCIL



---

Author : Chief Financial Officer

1<sup>st</sup> Level – Finance Portfolio Committee

2<sup>nd</sup> Level – Executive Committee

3<sup>rd</sup> Level – Municipal Council

---

**SUBJECT: PRELIMINARY MONTHLY IN YEAR MONITORING FINANCIAL REPORT FOR THE  
MONTH 30 NOVEMBER 2020**

---

### 1. PURPOSE

The purpose of this report is to comply with section 71 of the Municipal Finance Management Act (MFMA) and the requirements as promulgated in the Government Gazette No 32141 of 17 April 2009.

### 2. STRATEGIC OBJECTIVE

To ensure good governance, financial viability and optimal institutional transformation with capacity to execute its mandate.”

### 3. BACKGROUND

Section 71 of the MFMA and in terms of Section 28 of the Government Notice 32141 dated 17 April 2009, regarding the “Local Government: Municipal Finance Management Act 56 of 2003, Municipal Budget and Reporting Regulations” necessitates that specific financial particulars be reported on and in the format prescribed, hence this report to meet legislative compliance.

Section 71(1) The accounting officer of a municipality must by no later than **10 working days after the end of each month** submit to the mayor of the municipality and the relevant treasury a statement in the prescribed format on the state of the municipality's budget reflecting the following particulars for the month and for the financial year up to the end of that month: ...”.

“Section 28 of government notice: The monthly budget statement of a municipality must be in the format specified in Schedule C and include all the required tables, charts and explanatory information, taking into account any guidelines issued by the Minister in terms of section 168(1) of the Act.”

For the reporting period ending 30 November 2020 the ten working day reporting limit expired on **15 December 2020**.

#### 4. RECOMMENDATIONS

- (1) That, in compliance with, Section 71 of the MFMA and in terms of Government Notice 32141 dated 17 April 2009, regarding the "Local Government: Municipal Finance Management Act 2003 Municipal Budget and Reporting Regulations" the preliminary financial results regarding the operating and capital budgets for the November 2020/21 financial year, and supporting documents as required by National Treasury (Schedule C) be submitted to Full Council Committee.
- (2) That the Committee approves the following:
- 3.1 Surplus for the period ending 30 November 2020 is R 28 483 338.54
- 3.2 Cash & Cash Equivalent for the period ending 30 November 2020 is R 163 010 489.17
- 3.3 Capital Expenditure for the period ending 30 November 2020 is R 1 692 068.47
- 3.4 Trade Receivables for the period ending 30 November 2020 is R 72 865 967.84
- 3.5 Trade and other payables for the period ending 30 November 2020 is R 193 013.77
- 3.6 Conditional Grants for the period ending 30 November 2020 is R 20 411 042.69

#### 4. FINANCIAL RATIOS

Summary of financial performance	Actual year to date (YTD)
Actual Revenue to Budgeted Revenue	40%
Actual Opex to Budgeted Opex	29%
Actual Capex to Budgeted Capex	13%
Employee related cost	35%
Councillors Remuneration	41%
Conditional Grants Expenditure	30%
Cash Coverage ratio	7.7%
Creditors Age Analysis	100% creditors paid
Debt Collection rate	64 %



## 5. EXECUTIVE SUMMARY

The below analysis is a high level assessment based on revenue and expenditure recognised on the Municipal Financial System. It is incumbent on the necessary user business units and user departments to ensure the completeness, Validity and accuracy of the information provided for the purposes of the assessment and bring to the attention of the council any further business units items which are not fully elaborated below.

### 5.1. Operating Budget

#### Summary financial performance report for the period ending 30 November 2020

The SFP shown in Annexure A, Table C4, is prepared on a similar basis to the prescribed budget format, detailing revenue by source type and expenditure by input type. The summary report indicates the following:

DESCRIPTION	2019/20 ADJUSTED BUDGET R'000	YTD BUDGET 30/11/2020 R'000	ACTUALS AS AT 30/11/2020 R'000
Total Revenue	214,459,365	89,858,013.33	85,602,233.37
Total Expenditure	207,541,154	86,470,335	59,363,355.55
<b>Operating Surplus</b>	<b>6,918,211</b>	<b>2,887,678.33</b>	<b>26,133,877.82</b>
Transfers recognised - capital	26,989,000	11,245,395	2,082,482.65
<b>Surplus for the year</b>	<b>33,907,211</b>	<b>14,133,093.33</b>	<b>28,483,338.54</b>

## TABLE C4: FINANCIAL PERFORMANCE

Table 1

KZN436 Dr Nkosazana Dlamini Zuma - Table C4 Monthly Budget Statement - Financial Performance (revenue and expenditure) - M05 November

Description	Ref	Budget Year 2020/21								
		2019/20 Audited Outcome	Original Budget	Adjusted Budget	Monthly actual	YearTD actual	YearTD budget	YTD variance	YTD variance %	Full Year Forecast
<b>R thousands</b>										
<b>Revenue By Source</b>										
Property rates		33,001	34,425	28,649	2,891	14,645	11,937	2,708	23%	28,649
Service charges - electricity revenue		-	-	-	-	-	-	-	-	-
Service charges - water revenue		-	-	-	-	-	-	-	-	-
Service charges - sanitation revenue		-	-	-	-	-	-	-	-	-
Service charges - refuse revenue		3,423	3,608	3,608	293	1,472	1,503	(31)	-2%	3,608
Service charges - other		-	-	-	-	-	-	-	-	-
Rental of facilities and equipment		836	831	831	74	363	346	16	5%	831
Interest earned - external investments		8,172	8,080	8,090	263	1,986	3,371	(1,384)	-41%	8,090
Interest earned - outstanding debtors		3,132	2,294	2,294	453	2,161	956	1,206	126%	2,294
Dividends received		-	-	-	-	-	-	-	-	-
Fines, penalties and forfeits		2,552	726	726	77	664	303	361	119%	726
Licences and permits		493	753	753	10	207	314	(107)	-34%	753
Agency services		-	32	32	-	-	13	(13)	-100%	32
Transfers and subsidies		135,794	143,638	168,273	1,248	63,899	70,114	(6,215)	-9%	168,273
Other revenue		487	1,004	1,004	14	64	418	(354)	-85%	1,004
Gains on disposal of PPE		6,791	8,581	200	-	-	83	(83)	-100%	1,400
<b>Total Revenue (excluding capital transfers and contributions)</b>		<b>194,682</b>	<b>203,982</b>	<b>214,459</b>	<b>5,323</b>	<b>85,460</b>	<b>89,358</b>	<b>(3,898)</b>	<b>-4%</b>	<b>215,659</b>
<b>Expenditure By Type</b>										
Employee related costs		58,124	70,219	70,219	4,979	24,396	29,258	(4,862)	-17%	70,219
Remuneration of councillors		11,598	11,901	11,901	966	4,832	4,959	(126)	-3%	11,901
Debt impairment		9,333	11,060	11,060	-	-	4,608	(4,608)	-100%	11,060
Depreciation & asset impairment		27,589	41,625	41,625	3,706	12,767	17,344	(4,576)	-26%	41,625
Finance charges		177	291	291	5	110	121	(11)	-9%	291
Bulk purchases		-	-	-	-	-	-	-	-	-
Other materials		1,886	3,998	3,698	61	515	1,541	(1,026)	-67%	3,698
Contracted services		34,836	33,860	37,983	2,455	8,213	15,818	(7,605)	-48%	37,983
Transfers and subsidies		1,496	1,990	1,990	92	471	829	(359)	-43%	1,990
Other expenditure		24,614	28,331	28,792	1,338	8,022	11,992	(3,970)	-33%	28,792
Loss on disposal of PPE		-	-	-	-	-	-	-	-	-
<b>Total Expenditure</b>		<b>169,763</b>	<b>203,276</b>	<b>207,541</b>	<b>13,602</b>	<b>59,326</b>	<b>86,470</b>	<b>(27,144)</b>	<b>-31%</b>	<b>207,541</b>
<b>Surplus/(Deficit)</b>										
(Transfers and subsidies - capital (in-kind) - all)		24,919	708	6,918	(8,280)	26,134	2,888	23,246	0	8,118
(National / Provincial and District)		31,240	26,989	26,989	1,358	2,349	11,245	(8,898)	(0)	26,989
(National / Provincial Departmental Agencies, Households, Non-profit Institutions, Private Enterprises, Public Corporations, Higher Educational Institutions)		-	-	-	-	-	-	-	-	-
Transfers and subsidies - capital (in-kind - all)		-	-	-	-	-	-	-	-	-
<b>Surplus/(Deficit) after capital transfers &amp; contributions</b>		<b>56,159</b>	<b>27,695</b>	<b>33,907</b>	<b>(6,921)</b>	<b>28,483</b>	<b>14,133</b>			<b>35,107</b>
Taxation		-	-	-	-	-	-	-	-	-
<b>Surplus/(Deficit) after taxation</b>		<b>56,159</b>	<b>27,695</b>	<b>33,907</b>	<b>(6,921)</b>	<b>28,483</b>	<b>14,133</b>			<b>35,107</b>
Attributable to minorities		-	-	-	-	-	-	-	-	-
<b>Surplus/(Deficit) attributable to municipality</b>		<b>56,159</b>	<b>27,695</b>	<b>33,907</b>	<b>(6,921)</b>	<b>28,483</b>	<b>14,133</b>			<b>35,107</b>
Share of surplus/ (deficit) of associate		-	-	-	-	-	-	-	-	-
<b>Surplus/ (Deficit) for the year</b>		<b>56,159</b>	<b>27,695</b>	<b>33,907</b>	<b>(6,921)</b>	<b>28,483</b>	<b>14,133</b>			<b>35,107</b>

In terms of November 2020 Monthly Budget & Performance assessment, the actual billed and/or collected to date is R 85,460,233.37 inclusive of operational transfers and subsidies against YTD budget of R 89,358,013.33. This reflects a revenue rate against the period budget of 5% and that is reflecting a good performance against period target.

The operating expenditure as at 30 November 2020 is R 59,326,355.55 against a YTD budget of R 86,470,335 and that is reflecting 68%. This indicate an under-spending against the period budget as it is measured against the annual budget this also reflect a spending of 68% of the total operating budget. The operating surplus for the period is R 28,483,338.54.

## Discussion

### Revenue

The reasons for R 3,898 m variances will be discussed with the reference to Table C4 of the Budget Statement Tables and, is explained as follows:

**Please note only material variances over 5 percent will be discussed.**

#### The main contributing factors to the over collection/billing include the following:

- **Property Rates:** Reflects a positive variance of 23% received after the special adjustment budget has been approved as the results Covid 19 in property rates. The variance reflected above is of a timing nature and no increase to the overall budget is anticipated.
- **Interest on External Investments:** reflects negative variance of 41% from the budget revenue, this variance is caused by the Covid-19 pandemic as the economy has declined.
- The variance is the results of timing of investment recognition. The bank statements are received on the 1<sup>st</sup> of each month and the interest is then captured on the financial system after it has been reviewed by the Deputy CFO for accuracy.
- **Interest earned on outstanding debtors:** the positive variance of 126% is as the result of an increase in outstanding amount owed by debtors as a result of COVID-19 as some business and individuals did not have income and could not pay rates during the nationwide lockdown and after it as some business are still recovering especially those in the Tourism & Hospitality sector. The budget would be reviewed in February 2021.
- **Fines, Penalties, Forfeits:** they reflect positive variance of 119% at the end of this month, the favourable variance in this line item is a result of more fines issued than anticipated
- **Licenses and Permits:** reflects a negative variance of 34% it is because of a decrease in the number of people making bookings for Learners Licenses due to COVID-19 as people are still avoiding activities that will need them to meet with people from different areas.
- **Transfers and Subsidies:** reflects a positive variance of 9% at the end of the month. Upon review it supposed to be 4% resulting of some misallocation, which will be verified and the journal will be processed.
- **Other Revenue:** they reflect negative variance of 85% for the month. Revenue is less due to items such as tender documents are advertised online for the people to download online due to COVID-19 and that reduced the demand in sale of tender documents, sale only happen to a few people who come to municipal offices a buy tender documents. Decrease in demand of building plan submission.
- **Gains and disposal on PPE:** they reflect negative variance of 100%, no auction has taken place as we are still at the beginning of the financial year.

## Expenditure

The November Budgeted Operational Expenditure for the 2020/21 financial year was R 86, 4million  
The actual expenditure recognised in 30 November was R 59,3million which implies that the municipality has variance of R 27,144million in expenditure.

The reasons for the variances will be discussed with reference to Table C4 of the Budget Statement Tables, and is explained as follows

**Please note that only the material variance over 5 percent will be discussed.**

- **Employee related cost:** shows a negative variance or savings of 17%. the variance is a result of the timing of filling of vacant positions.
- The human resource department have recently advertised ICT Manager and some junior post and have made 4 appointments for the month have been made 3 junior post and ICT manager who will resume the duties on January 2021.
- It should be noted that provision for leave, long service, medical aid contributions are accounted at the end of the year.
- **Debt impairment:** it shows the negative variance of 100%,
- Debt impairment relates to long overdue customer accounts over 90 days. It is a non-cash item and is budgeted at a rate being the difference of the cash the municipality intends to collect and what is not collectable from customers.
- Items included in this category are bad debts written off which at the time of compiling report, there were no provisions recorded on the financial system resulting in this variance
- However, the council have to note that the above non cash provisions are required in terms of Grap which are normally calculated at the end of the financial year, as the results the variance in this line item is anticipated to be eliminated only at year end.
- **Depreciation and Impairments:** Depreciation and asset impairment reflects a negative variance of 26%
- It should be noted that there are delays in completion of the prior year projects which effect the capitalisation and subsequent depreciation of the assets.
- It is therefore the sooner the prior year projects are completed, the sooner the variance is eliminated.
- **Finance charges:** reflect positive variance of 9% at the of month, the interest will be made on the specific times during the financial year, hence the variance.
- **Other Materials:** it reflects the underspending of 67% at the end of the month.

The variance is due to minor underspending in various line items across the municipality because of the suspension of procurement due to covid-19.

- **Contracted Services:** reflects a negative variance of 48% at the end of the month because of the suspension of procurement due to covid-19.
- **Transfers and Subsidies:** reflects a negative variance of 43% at the end of the month, this is based on the number of people who collected the free basic electricity.
- **Other Expenditure:** reflects under spending of 33% at the end of the month, as the results of conditions imposed by Covid 19 regulations which has negative impact on the other programmes. The timing of the projects, expenditure should increase during the course of the financial year.
- We must be cautious to not automatically view this underspending as savings which may be used elsewhere due to the following:
  - Historically, a large number of programmes commence in the fourth quarter for which budget must be retained.

## 5.2 Capital Expenditure

The Capital expenditure report shown in attached C Schedule Table C5 has been prepared on the basis of the format required to be lodged electronically with National Treasury, and is categorised by municipal vote. The summary report indicates the following:

KZN436 Dr Nkosazana Dlamini Zuma - Table C5 Monthly Budget Statement - Capital Expenditure (municipal vote, functional classification and funding) - M03 September

Vote Description	Ref	2019/20		Budget Year 2020/21						
		Audited Outcome	Original Budget	Adjusted Budget	Monthly actual	YearTD actual	YearTD budget	YTD variance	YTD variance %	Full Year Forecast
R thousands	1									
<b>Total Capital Expenditure - Functional Classification</b>	3	77,287	101,077	119,671	1,492	13,469	49,655	(36,386)	-73%	119,671
<b>Funded by:</b>										
National Government		32,067	26,989	26,989	1,221	2,082	11,245	(9,163)	-81%	26,989
Provincial Government		1,576	85	-	(41)	-	-	-	-	-
District Municipality		-	-	-	-	-	-	-	-	-
Other transfers and grants		-	-	-	-	-	-	-	-	-
<b>Transfers recognised - capital</b>		<b>33,643</b>	<b>27,074</b>	<b>26,989</b>	<b>1,180</b>	<b>2,082</b>	<b>11,245</b>	<b>(9,163)</b>	<b>-81%</b>	<b>26,989</b>
Public contributions & donations	5	-	-	-	-	-	-	-	-	-
Borrowing	6	-	-	-	-	-	-	-	-	-
Internally generated funds		44,242	74,003	92,682	312	11,387	38,610	(27,223)	-71%	92,682
<b>Total Capital Funding</b>		<b>77,885</b>	<b>101,077</b>	<b>119,671</b>	<b>1,492</b>	<b>13,469</b>	<b>49,655</b>	<b>(36,386)</b>	<b>-73%</b>	<b>119,671</b>

## Capital Budget Funding

### Utilisation of Grants

- The Capital grant allocation for the financial year is R 26,989,000 consisting of: -
  - Municipal Infrastructure Grant (MIG) – R 26.9m. at the end of November, the Municipality reflected R 1,358,355.65 spending for the month (Vat exclusive).
  - The council should note the underspending of 81% on the (MIG).

- Integrated National Electrification Programme (INEP) – R 6.9m and current allocation of R 6m which was adjusted at the end of September, the Municipality reflected R 1 128 420.50 spending to date on (INEP).
- A rollover application of R 500 00 was made by the municipality, and the provincial treasury has approved R 500 000. The grant was received in 2019/20 financial year and will be adjusted during the Adjustment Budget Process on February 2021
- The Department of Arts and Culture has analysed the rollover request of R 2,409,649.79 and support the rollover of R 2,166,110 funding to be included in 2020/21 financial year, as R242 939.79 would revert to provincial treasury and it will be included on the adjustment budget.

### Internal Funding

- There is under spending of approximately 71% as at 30 November 2020 in the internal year to date funding, the municipality is spending approximately 29% of its overall Capital Budget.

TABLE 2

FUNDING SOURCE	2020/21 SPECIAL ADJUSTED BUDGET R'000	YTD Budget 30/11/2020	YTD Actual Expenditure AS AT 30/11/2020	Balances	% Spent
MIG	26,989,000	11,245,417	2,349,461	24,639,539.25	9%
INTERNAL	92,681,887	38,617,453	13,029,181	79,652,706	14%
<b>TOTAL CAPEX</b>	<b>119,670,887</b>	<b>49,862,870</b>	<b>15,378,642</b>	<b>104,292,245</b>	<b>13%</b>
INEP	6,000,000	6,000,000	1,128,420.49	4,871,579.51	19%
BHIDLA HOUSING PROJECT	25,447,590	25,447,590	14,494,038	10,953,552	57%
<b>TOTAL INCLUDING INEP AND HOUSING</b>	<b>151,118,477</b>	<b>81,310,460</b>	<b>31,001,100</b>	<b>120,117,377</b>	<b>21%</b>

The total capital budget for 2020/2021 financial year is R 119,670,887 and that excludes INEP and Bhidla housing project budget. the municipality anticipated to spend 50% of the total capital budget as at the end of 2nd quarter as it is required by the regulation.

Detailed material variances on capital expenditure is attached as an annexure in the report.

### Employee related costs and councillors' remuneration

Section 66 of the MFMA requires that the accounting officer of a municipality must report to Council in a prescribed format all expenditure incurred by the municipality on staff salaries, wages and benefits in a manner that discloses expenditure per type such as salaries, contributions for pensions etc.

As at 30 November 2020, 41% of the councillor's allowances budget was spent and 35% spent against employee related costs budget. As at 30 November 2020 the total salary cost represented 35% of YTD operating expenditure for the period.

The table SC8 below for monthly budget statement Councillor and staff Benefit shows the detailed spending of staff salaries and wages and Councillors remuneration.

**TABLE 3**

**KZN436 Dr Nkosazana Dlamini Zuma - Supporting Table SC8 Monthly Budget Statement - councillor and staff benefits - M05 November**

Summary of Employee and Councillor remuneration	Ref	Budget Year 2020/21								
		2019/20 Audited Outcome	Original Budget	Adjusted Budget	Monthly actual	YearTD actual	YearTD budget	YTD variance	YTD variance %	Full Year Forecast
R thousands		A	B	C						D
<b>Councillors (Political Office Bearers plus Other)</b>										
Basic Salaries and Wages		8,171	8,256	8,256	673	3,367	3,440	(73)	-2%	8,256
Pension and UIF Contributions		1,107	1,166	1,166	95	475	486	(10)	-2%	1,166
Medical Aid Contributions		-	-	-	-	-	-	-	-	-
Motor Vehicle Allowance		1,031	1,112	1,112	91	453	463	(10)	-2%	1,112
Cellphone Allowance		1,288	1,368	1,368	107	537	570	(34)	-6%	1,368
Housing Allowances		-	-	-	-	-	-	-	-	-
Other benefits and allowances		-	-	-	-	-	-	-	-	-
<b>Sub Total - Councillors</b>		<b>11,598</b>	<b>11,901</b>	<b>11,901</b>	<b>966</b>	<b>4,832</b>	<b>4,959</b>	<b>(126)</b>	<b>-3%</b>	<b>11,901</b>
<b>% increase</b>	4		<b>2.6%</b>	<b>2.6%</b>						<b>2.6%</b>
<b>Senior Managers of the Municipality</b>										
Basic Salaries and Wages		4,524	4,606	4,606	373	1,865	1,919	(54)	-3%	4,606
Pension and UIF Contributions		7	178	178	7	22	74	(52)	-71%	178
Medical Aid Contributions		58	61	61	5	25	25	(1)	-2%	61
Overtime		-	-	-	-	-	-	-	-	-
Performance Bonus		431	209	209	-	-	87	(87)	-100%	209
Motor Vehicle Allowance		330	471	471	28	138	186	(56)	-30%	471
Cellphone Allowance		-	-	-	-	-	-	-	-	-
Housing Allowances		80	84	84	7	33	35	(2)	-6%	84
Other benefits and allowances		193	224	224	0	6	93	(88)	-94%	224
Payments in lieu of leave		-	-	-	-	-	-	-	-	-
Long service awards		-	-	-	-	-	-	-	-	-
Post-retirement benefit obligations	2	-	-	-	-	-	-	-	-	-
<b>Sub Total - Senior Managers of Municipality</b>		<b>5,623</b>	<b>5,834</b>	<b>5,834</b>	<b>419</b>	<b>2,088</b>	<b>2,431</b>	<b>(342)</b>	<b>-14%</b>	<b>5,834</b>
<b>% Increase</b>	4		<b>3.7%</b>	<b>3.7%</b>						<b>3.7%</b>
<b>Other Municipal Staff</b>										
Basic Salaries and Wages		37,381	46,577	46,577	3,530	17,042	19,407	(2,365)	-12%	46,577
Pension and UIF Contributions		5,896	7,271	7,271	569	2,737	3,029	(292)	-10%	7,271
Medical Aid Contributions		2,208	2,910	2,910	226	1,103	1,213	(110)	-9%	2,910
Overtime		1,308	2,005	2,005	204	842	835	7	1%	2,005
Performance Bonus		1,053	1,271	1,271	-	20	530	(509)	-96%	1,271
Motor Vehicle Allowance		28	-	-	-	-	-	-	-	-
Cellphone Allowance		-	-	-	-	-	-	-	-	-
Housing Allowances		94	481	481	9	40	200	(161)	-80%	481
Other benefits and allowances		2,731	3,366	3,366	21	108	1,402	(1,294)	-92%	3,366
Payments in lieu of leave		-	-	-	-	-	-	-	-	-
Long service awards		445	157	157	-	119	65	54	82%	157
Post-retirement benefit obligations	2	1,358	348	348	-	297	145	151	104%	348
<b>Sub Total - Other Municipal Staff</b>		<b>52,501</b>	<b>64,386</b>	<b>64,386</b>	<b>4,560</b>	<b>22,308</b>	<b>26,827</b>	<b>(4,519)</b>	<b>-17%</b>	<b>64,386</b>
<b>% increase</b>	4		<b>22.6%</b>	<b>22.6%</b>						<b>22.6%</b>
<b>Total Parent Municipality</b>		<b>69,722</b>	<b>82,121</b>	<b>82,121</b>	<b>5,946</b>	<b>29,228</b>	<b>34,216</b>	<b>(4,988)</b>	<b>-15%</b>	<b>82,121</b>



### 5.3 Conditional Grants

As at the end of November 2020 R 3,201,000 allocation of conditional grants was received and the municipality had a roll-over of R 13.9 million at the beginning of the financial year, which will be included in the adjustment budget once approved at National and Provincial sphere. The municipality has spent R 20 411 042.69 as at 30 November 2020. The table below indicate the summary of spending for all conditional grants as at the end of 30 November 2020.

**Table 4**

DR NKOSAZANA DLAMINI-ZUMA LOCAL MUNICIPALITY								
GRANTS SUMMARY NOVEMBER 2020-2021								
GRANT NAME	Vote Number	Original Budget 2020/2021	ROLL-OVER/OPENING BALANCE	TOTAL RECEIVED/ROLL OVER	TOTAL SPENT TO DATE	TOTAL UNSPENT TO DATE	TOTAL UNSPENT VS RECEIVED/ROLLOVER ALLOCATION	TB/GL Balance
<b>NATIONAL TREASURY GRANTS</b>								
MIG	3031107118	26,989,000.00	-	17,000,000.00	2,349,460.72	24,639,539.28	14,650,539.28	14,650,539.28
FMG	3031107001	2,000,000.00	-	2,000,000.00	470,159.76	1,529,840.24	1,529,840.24	1,529,840.24
EPWP	3031107028	2,513,000.00	-	1,760,000.00	1,366,624.73	1,146,375.27	393,375.27	393,375.27
ELECTRIFICATION GRANT	3031107309	6,000,000.00	-	6,000,000.00	30,971.35	5,969,028.65	5,969,028.65	5,969,028.65
<b>SUB-TOTAL</b>		<b>37,502,000.00</b>	<b>-</b>	<b>26,760,000.00</b>	<b>4,217,216.56</b>	<b>33,284,783.44</b>	<b>22,542,783.44</b>	<b>22,542,783.44</b>
<b>KZN PROVINCIAL GRANTS</b>								
LIBRARY SERVICE OPERATIONAL GRANT	3031107319	3,803,000.00	-	3,803,000.00	1,619,687.92	2,183,312.08	2,183,312.08	2,183,312.08
LIBRARY SERVICE CAPITAL GRANT	3031107320	-	2,409,049.79	-	-	2,409,049.79	2,409,049.79	2,409,049.79
CAPACITY BUILDING	3031107311	-	500,000.00	-	-	500,000.00	500,000.00	500,000.00
<b>SUB-TOTAL</b>		<b>3,803,000.00</b>	<b>2,909,049.79</b>	<b>3,803,000.00</b>	<b>1,619,687.92</b>	<b>5,092,361.87</b>	<b>5,092,361.87</b>	<b>5,092,361.87</b>
<b>OTHER</b>								
ANTI CORRUPTION GRANT	30311073140/1/2	-	171,343.00	-	80,100.00	91,243.00	91,243.00	91,243.00
Titile Deeds Restoration Grant	3031107002	200,000.00	-	-	-	200,000.00	-	-
BHIDLA HOUSING PROJECT	3031107294	25,447,590.00	5,624,057.41	20,118,095.62	14,494,038.21	10,953,551.79	5,624,057.41	5,624,057.41
		<b>25,647,590.00</b>	<b>5,795,400.41</b>	<b>20,118,095.62</b>	<b>14,574,138.21</b>	<b>11,244,794.79</b>	<b>5,715,300.41</b>	<b>5,715,300.41</b>
<b>TOTAL GRANTS</b>		<b>66,952,590.00</b>	<b>8,704,450.20</b>	<b>50,681,095.62</b>	<b>20,411,042.69</b>	<b>49,621,940.10</b>	<b>33,350,445.72</b>	<b>33,350,445.72</b>
<b>SCHEDULE FOR HOUSING GRANTS</b>								
MUNICIPAL HOUSING GRANT	30324020130/1/2	-	5,228,240.00	-	-	-	5,228,240.00	5,228,239.19
		<b>-</b>	<b>5,228,240.00</b>	<b>-</b>	<b>-</b>	<b>-</b>	<b>5,228,240.00</b>	<b>5,228,239.19</b>
<b>TOTALS FOR GRANTS</b>		<b>66,952,590.00</b>	<b>13,932,690.20</b>	<b>50,681,095.62</b>	<b>20,411,042.69</b>	<b>49,621,940.10</b>	<b>38,578,685.72</b>	<b>38,578,684.91</b>



### 5.5 Cash and cash equivalents

An amount of R 262 745.20 was received from interest on investment as at the end of November 2020. The cash bank balance as at 30 November 2020 amounted to R 9.5 million and short-term investments amounted to R 153.5 million with a total cash and cash equivalents of R 163 million. The cash coverage ratio as at 30 November 2020 is 7.7% based on average of R 13.6 million per month fixed operating expenditure. This indicates that the municipality as at 30 November 2020 had sufficient cash to operate for a period more than 3 months without receiving grants to cover operating costs. The norm as set out in the uniform financial ratios and norms circular 71 is 1 to 3 months.

Table below indicate the municipality's cash and cash equivalents and summary of investments for all banks that the municipality invested with.

Table 5

<b>ACCOUNT</b>	<b>AMOUNT</b>
FNB	83,381,417.01
NED BANK	30,000,000.00
INVESTEC	10,044,100.28
STANDARD BANK	30,081,497.92
PRIMARY ACCOUNT	8,161,314.07
FNB CALL ACCOUNT	1,342,159.89
<b>Cash and Cash Equivalents</b>	<b>163,010,489.17</b>

### 5.6 Creditors Age Analysis

The municipality does not have creditors age analysis. The balance of trade payables for the month of October 2020 is R 193,013.77, there were no outstanding invoices out of compliance

If there is any invoice out of compliance as the results for non-payment, it results of late submission of invoices from business units to Creditors section for payment.

### 5.7 Debtors age analysis

The debtor book value amounted to R 72,865,967.84 million and the debtor's collection is 64% as at 30 November 2020.

The debt is made up of the following:

- 1) Government: R 19,484,453.32
- 2) Business: R 7,255,679.23
- 3) Households: R 28,927,254.72
- 4) Agriculture: R 15,799,611.31
- 5) Other: R 1,398,969.26

- Consumer debtors amount to R 68,451,238.09 as at the end of November 2020. This indicates an increase of R 6,727,903.84 from June 2020 in which was R 61,723,334.25.
- The majority of debtors under this category is over 120 days and above, the matters have results in legal processes, estate late matters which pose a challenge as regards to debt collection. There are also certain accounts which are under query for various reasons, namely verification of government accounts prior to payment. The most significant debtors are reported to MANCO and Finance Portfolio Committee.
- The credit control measures for collection were implemented especially for old debt

KZN436 Dr Nkosazana Dlamini Zuma - Supporting Table SC3 Monthly Budget Statement - aged debtors - M05 November

Description	NT Code	Budget Year 2020/21										Total over 90 days	Actual Bad Debts Written Off against Debtors	Impairment - Bad Debts I.to Council Policy	
		0-30 Days	31-60 Days	61-90 Days	91-120 Days	121-150 Dys	151-180 Dys	181 Dys-1 Yr	Over 1Yr	Total					
R thousands															
Debtors Age Analysis By Income Source															
Trade and Other Receivables from Exchange Transactions - Water	1200	-	-	-	-	-	-	-	-	-	-	-	-	-	-
Trade and Other Receivables from Exchange Transactions - Electricity	1300	-	-	-	-	-	-	-	-	-	-	-	-	-	-
Receivables from Non-exchange Transactions - Property Rates	1400	4,702	1,874	1,729	1,565	1,293	1,266	7,128	29,777	49,335	41,030	-	-	-	
Receivables from Exchange Transactions - Waste Water Management	1500	-	-	-	-	-	-	-	-	-	-	-	-	-	
Receivables from Exchange Transactions - Waste Management	1600	572	216	194	174	163	155	807	3,484	5,764	4,782	-	-	-	
Receivables from Exchange Transactions - Property Rental Debtors	1700	-	-	-	-	-	-	-	-	-	-	-	-	-	
Interest on Arrear Debtor Accounts	1810	-	-	-	38	38	55	670	13,079	13,880	13,880	-	-	-	
Recoverable unauthorised, irregular, fruitless and wasteful expenditure	1820	-	-	-	-	-	-	-	-	-	-	-	-	-	
Other	1900	(4,280)	40	40	27	42	42	210	1,980	(1,899)	2,301	-	-	-	
<b>Total By Income Source</b>	<b>2000</b>	<b>994</b>	<b>2,129</b>	<b>1,964</b>	<b>1,804</b>	<b>1,535</b>	<b>1,518</b>	<b>8,817</b>	<b>48,320</b>	<b>67,080</b>	<b>61,993</b>	<b>-</b>	<b>-</b>	<b>-</b>	
2019/20 - totals only															
Debtors Age Analysis By Customer Group															
Organs of State	2200	(451)	638	628	479	455	452	2,773	17,915	22,888	22,974	-	-	-	
Commercial	2300	379	382	342	396	265	273	1,569	4,472	8,096	6,994	-	-	-	
Households	2400	812	833	741	714	625	606	3,295	19,024	26,650	24,264	-	-	-	
Other	2500	254	277	253	215	190	187	1,161	6,808	9,445	8,661	-	-	-	
<b>Total By Customer Group</b>	<b>2600</b>	<b>994</b>	<b>2,129</b>	<b>1,964</b>	<b>1,804</b>	<b>1,535</b>	<b>1,518</b>	<b>8,817</b>	<b>48,320</b>	<b>67,080</b>	<b>61,993</b>	<b>-</b>	<b>-</b>	<b>-</b>	

## 6. Schedule C table

Schedule C table version 6.4 attached.

## 7. Progress on capital project

Project status report attached.

## 8. Municipal Manager's quality certification

Quality certificate attached.

## MIG ELECTRIFICATION AND INTERNAL FUNDED PROJECTS

2017/2018 Projects

Project Name	Ward No.	Sep-20	Oct-20	Nov-20	Reason for Delays	Remedial Action
Mhlangeni Electrification		Practical Complete	Practical Complete	Practical Complete		
<b>2018/2019 PROJECTS</b>						
Underberg taxi Rank upgrade	3	Practical Complete	Practical Complete	Practical Complete		
Centocow Taxi Rank phase 2	6	contractor is pouring concrete columns and formwork for the table counters	contractor is pouring concrete for columns and formwork for the table counters	The contractor is currently waiting for steel specialist to continue and pour concrete. The project is 25% complete	The contractor is currently waiting for steel specialist	The contractor will fasted the issue and be in contact to the steel specialist team
Greater Gqumani/ Minkandakweni	7	Practical Complete	Practical Complete	Practical Complete		
Greater Ngwegwane	8	Practical Complete awaiting outage	Practical Complete awaiting outage	Practical Complete awaiting outage		
<b>2019/2020 PROJECTS</b>						
Himeville business hives	2	The project is 5% complete, currently on hold because of rezoning process	The project is 5% complete, currently on hold because of rezoning process	The project is 5% complete, currently on hold because of rezoning process	The project is currently on hold because of the rezoning	Municipal is engaging with the site owner to solve the problem
Underberg Community town Hall phase 1	3	inception meeting was done and the contractor started on site but was stopped because of rezoning process	inception meeting was done and the contractor started on site but was stopped because of rezoning process	inception meeting was done and the contractor started on site but was stopped because of rezoning process	The project is currently on hold because of the rezoning	Municipal is engaging with the site owner to solve the problem
Sdangeni Bridge	4	Awaiting for EIA authorization, services provider has been instructed to expedite this process.	Awaiting for EIA authorization, services provider has been instructed to expedite this process.	Awaiting for EIA authorization, services provider has been instructed to expedite this process.	delayed by Environmental Impact Assessment (EIA)	Project has been deferred to 2020/21 financial year.
Gqumani Creche	7	Practical Complete	Practical Complete	Practical Complete		
Mquliswa Sportfield	12	Practical Complete	Practical Complete	Practical Complete		
Dumasaswe Sportfield	13	Practical Complete	Practical Complete	Practical Complete		
Underberg Asphalt road	3	The project is 70% complete	The project is 75% complete the contractor is busy with tending	The project is 85% complete the contractor is busy with tending and after they would be ready to apply asphalt layer.	The project was on hold due to the economic downturn when the services provider was unable to due to COVID19 Requisitions the number of workers was reduced on site.	Roll over was done for this project, and it will be completed this financial year 2020/21
Crestlight Artificial Sportfield	14	The project is on the specification stage	The consultant is busy with the drafting of designs for this project	The municipal is busy with the rezoning issue for the project to continue	As soon as the municipal finalized the rezoning issue the project process will continue	As soon as the municipal finalized the rezoning issue the project process will continue
Construction of fire station	10	The project is on the specification stage	The consultant is busy with the drafting of design for this project	The municipal is busy with the rezoning issue for the project to continue	As soon as the municipal finalized the rezoning issue	As soon as the municipal finalized the rezoning issue the project process will continue

Project Name	Ward No.	Sep-20	Oct-20	Nov-20	Reason for Delays	Remedial Action
<b>2020/2021 PROJECTS</b>						
Storm Water (All 15 Wards)	All wards	This project is on tender stage	The advert for this project was closed on the 30th of September 2020	adjudication stage		
Removal of gravel access roads (all 15 wards)	All wards	Technicians are busy with measurements on site	Work started on the 1st of October 2020 and it was completed			
Paving and Parking		The end-user compiling need analysis	The end-user is busy with specification, to be submitted to the specification committee	The end-user is busy with specification, to be submitted to the specification committee	The end-user is busy with specification, to be submitted to the specification committee	The end-user is busy finalizing the specification, and it will be submitted to the specification committee
Guard house 24		The end-user compiling need analysis	The end-user is busy finalizing the specification, to be submitted to the specification committee	The project is on the specification stage	The end-user has completed the drafting of specification, and it was submitted to the specification committee	The end-user has completed the drafting of specification, and it was submitted to the specification committee
<b>Furniture &amp; Shelters</b>		The end-user compiling need analysis	The end-user is busy with specification, to be submitted to the specification committee	The project is on the specification stage	The end-user has completed the drafting of specification, and it was submitted to the specification committee	The end-user has completed the drafting of specification, and it was submitted to the specification committee
Fencing Common Dam		The end-user compiling need analysis	The end-user is busy with specification, to be submitted to the specification committee	The end-user is busy with specification, to be submitted to the specification committee	The end-user is busy with specification, to be submitted to the specification committee	The end-user is busy finalizing the specification, and it will be submitted to the specification committee
Cemetery (toilets and Waste sites)		The end-user compiling need analysis	The end-user is busy finalizing the specification, to be submitted to the specification committee	The end-user is busy finalizing the specification, and it will be submitted to the specification committee	The end-user is busy finalizing the specification, and it will be submitted to the specification committee	The end-user is busy finalizing the specification, and it will be submitted to the specification committee
Bulwer Asphalt Road Phase 7	10	This project is on tender stage	Adjudication stage	Intention to award stage		
Donnybrook Asphalt Surfacing Phase 4	13	This project is on tender stage	Adjudication stage	Adjudication stage		
Himeville Asphalt Surfacing Phase 2	2	This project is on tender stage	Adjudication stage	Intention to award stage		
Underberg Asphalt Roads phase 2	3	This project is on tender stage	Adjudication stage	Intention to award stage		
Creighton Asphalt Road B	15	This project is on tender stage	Adjudication stage	Adjudication stage		
Greater Steynors Rdgo phase 3	1	Intention to award	Inception meeting was conducted on the 23 October 2020	The service provider is busy with pre-marketing and designs		
Greater Nhlamhli/Gochill phase 3	2	Intention to award	Inception meeting was conducted on the 23 October 2020	The service provider is busy with pre-marketing and designs		
Greater Underberg with phase 3	3	Intention to award	Inception meeting was conducted on the 23 October 2020	The service provider is busy with pre-marketing and designs		
Greater Amakhuzo /Cabazi phase 3	4	Intention to award	Inception meeting was conducted on the 23 October 2020	The service provider is busy with pre-marketing and designs		
Greater Khudulele/Nomesaga phase 3	5	Intention to award	Inception meeting was conducted on the 23 October 2020	The service provider is busy with pre-marketing and designs		
Greater Centocow / Hlabeni phase 3	6	Intention to award	Inception meeting was conducted on the 23 October 2020	The service provider is busy with pre-marketing and designs		
Greater Gqumeni/ Miqudekwini phase 3	7	Intention to award	Inception meeting was conducted on the 23 October 2020	The service provider is busy with pre-marketing and designs		
Greater Ngwegwiso phase 3	8	Intention to award	Inception meeting was conducted on the 23 October 2020	The service provider is busy with pre-marketing and designs		

Project Name	Ward No.	Sep-20	Oct-20	Nov-20	Reason for Delays	Remedial Action
Greater Nkwezola phase 3	9	Intention to award	Inception meeting was conducted on the 23 October 2020	The service provider is busy with pre-marketing and designs		
Greater Bulwer phase 3	10	Intention to award	Inception meeting was conducted on the 23 October 2020	The service provider is busy with pre-marketing and designs		
Greater Mkumbizi/ Mangwani phase 3	11	Intention to award	Inception meeting was conducted on the 23 October 2020	The service provider is busy with pre-marketing and designs		
Greater Bhele/ Sizenjane phase 3	12	Intention to award	Inception meeting was conducted on the 23 October 2020	The service provider is busy with pre-marketing and designs		
Greater Dornybrook phase 3	13	Intention to award	Inception meeting was conducted on the 23 October 2020	The service provider is busy with pre-marketing and designs		
Greater Mijial/ Creighton phase 3	14	Intention to award	Inception meeting was conducted on the 23 October 2020	The service provider is busy with pre-marketing and designs		
Greater Sandanezwi/ Masamoni phase 3	15	Intention to award	Inception meeting was conducted on the 23 October 2020	The service provider is busy with pre-marketing and designs		

Appendix B

Operating Revenue and Expenditure for November 2020

	Original Budget 2020/2021	Month Budget	Month Actual Received/ Paid	Month Billing	YTD Billing	YTD actual Received/ paid	YTD Budget	% spend/ Received this month	% spend /Received YTD to date
Rates	28,648,930.00	2,387,410.83	2,213,719.29	3,419,730.74	17,098,659.13	10,252,890.15	11,937,054.17	93%	36%
Rates & Refuse Penalties	2,293,522.11	191,126.84	517,615.40	191,126.00	955,630.84	2,491,003.00	955,634.21	271%	109%
Service charges	3,608,330.00	300,694.17	292,893.89	300,694.00	1,503,291.52	1,472,378.00	1,503,470.83	97%	41%
Traffic fines	624,362.00	52,030.17	-	-	-	-	260,150.83	0%	0%
Licences and Permit	368,454.46	30,704.54	8,984.06	30,704.00	122,816.00	205,652.00	153,522.69	29%	56%
Learners Licences	379,392.48	31,616.04	-	-	-	-	1,959.38	0%	0%
Service charges: Sales: Licence & Permit	4,702.50	391.88	-	-	-	-	3,776.37	0%	0%
Valuation Appeal	9,063.29	755.27	-	-	-	-	-	0%	0%
Burial Fees	559.08	46.59	260.87	-	-	3,391.32	232.95	560%	607%
Shared Planner & Building Plan inspection fee	123,168.34	10,264.03	4,334.68	-	-	4,435.65	51,320.14	42%	4%
Rent of facilities and equipment	831,382.00	69,281.83	73,615.97	69,281.00	277,124.00	362,624.00	346,409.17	106%	44%
Refuse Garden	19,553.00	1,629.42	-	-	1,629.00	121.74	8,147.08	0%	1%
Interest received-External Investments	8,089,720.00	674,143.33	262,745.20	-	-	1,986,341.51	3,370,716.67	39%	25%
Government grants and subsidies	201,262,000.00	16,771,833.33	3,201,000.00	-	-	90,925,000.00	83,859,166.67	19%	45%
Library lost books	873.82	72.82	532.18	-	-	532.18	364.09	731%	61%
Pound income	101,700.00	8,475.00	12,756.52	-	-	69,576.52	42,375.00	151%	68%
Printing income	5,778.85	481.57	5,701.74	-	-	9,683.48	2,407.85	1184%	168%
Rates clearance certificates	6,855.20	571.27	-	-	-	-	2,856.33	0%	0%
Sale of hay	10,189.80	849.15	-	-	-	-	4,245.75	0%	0%
Tender deposits	514,079.00	42,839.92	1,900.00	-	-	41,008.38	214,199.58	4%	8%
Seta Training Refund	104,500.00	8,708.33	-	-	-	-	43,541.67	0%	0%
Disposal of PPE	200,000.00	16,666.67	-	-	-	-	83,333.33	0%	0%
Sundry income	209,000.00	17,416.67	997.47	-	-	4,826.43	87,083.33	6%	2%
Income for Agency Services	32,248.70	2,687.39	-	-	-	-	13,436.96	0%	0%
<b>TOTAL REVENUE</b>	<b>247,448,364.60</b>	<b>20,620,697.05</b>	<b>6,597,057.27</b>	<b>4,011,535.74</b>	<b>32,092,285.92</b>	<b>107,829,464.36</b>	<b>103,103,485.25</b>	<b>32%</b>	<b>44%</b>
Employee related costs	70,219,449.00	5,851,620.75	4,979,367.64	-	-	24,396,081.64	29,258,103.75	85%	35%
Remuneration of councillors	11,901,110.00	991,759.17	966,465.08	-	-	4,832,325.40	4,958,795.83	97%	41%
Provision for doubtful debts	11,059,933.00	921,661.08	-	-	-	-	4,608,305.42	0%	0%
Depreciation	41,624,813.00	3,468,734.42	3,706,200.47	-	-	12,767,277.73	17,343,672.08	107%	31%
Repairs and Maintenance	11,408,489.00	960,705.75	165,162.67	-	-	1,554,038.00	4,753,528.75	17%	14%
Finance costs	291,489.00	24,290.75	5,247.11	-	-	110,224.00	121,453.75	22%	38%
Contracted services	26,744,805.00	2,228,733.75	2,289,421.89	-	-	6,658,778.00	11,143,668.75	103%	25%
General expenses	34,291,086.00	2,857,590.50	1,490,542.03	-	-	9,007,520.00	14,287,952.50	52%	26%
<b>TOTAL EXPENDITURE</b>	<b>207,541,154.00</b>	<b>17,295,096.17</b>	<b>13,602,406.89</b>	<b>-</b>	<b>-</b>	<b>59,326,244.77</b>	<b>86,475,480.83</b>	<b>79%</b>	<b>29%</b>
<b>Net Surplus (Deficit)</b>	<b>39,907,210.60</b>	<b>3,325,600.88</b>	<b>-7,005,349.62</b>	<b>4,011,535.74</b>	<b>32,092,285.92</b>	<b>48,503,219.59</b>	<b>26,604,807.06</b>	<b>-47%</b>	<b>15%</b>

## Appendix C (1)

## Capital Project for 2020/2021

Name of item	Source of Fund	Original Budget 2020/2021	Actual spent for November 2020	YTD Actual Spent	% Spent YTD
Procurement of Computer Equipment	Internal	1,218,855.00	106,492.75	417,203.86	34%
Procurement of Furniture and Equipment	Internal	1,643,000.00	40,600.00	219,424.96	13%
Procurement of Computer Software	Internal	122,205.00		26,087.75	21%
Procurement of Transport assets Covid	Internal	2,095,493.00		587,002.39	28%
Construction of Fire Station (Disaster Management Centre)	Covid	7,000,000.00			0%
Underberg CBD Infrastructure upgrade	Covid	8,000,000.00			0%
Procurement of Plant and Equipment	Internal	4,350,000.00	164,695.57	359,544.55	8%
Parkhome ( for Nurses ) and Office Space	Covid	2,149,466.00			0%
Creighton CBD Infrastructure Upgrade	Internal	3,500,000.00			0%
Bulwer CBD infrastructure upgrade	Internal	3,500,000.00			0%
Procurement of GPS Equipment	Internal	14,688.00			0%
Building of Industrial Business Park/ Hub	Internal	300,000.00			0%
Fresh Produce Market	Internal	250,000.00			0%
Creighton Artificial Sportfield	Internal	5,000,000.00		632,500.00	13%
Bus Shelters	Internal	500,000.00			0%
Underberg Taxi Rank Upgrade	Internal	26,714.78			0%
Gobhogobho Hall	Internal	17,569.00			0%
Municipal Offices	Internal	1,048,200.00			0%
Breathing Apparatus	Internal	348,450.00			0%
Upgrade of Underberg road	Internal	244,088.48			0%
Bulwer Asphalt Roads 6	Internal	180,000.00			0%
Donnybrook Asphalt Surfacing - Phase 3	Internal	144,233.00			0%
Donnybrook Asphalt Surfacing Phase 4	Internal	3,000,000.00			0%
Himeville Asphalt Surfacing Phase 2	Internal	4,500,000.00			0%
Himeville Asphalt Surfacing 1	Internal	175,380.90			0%
Underberg Asphalt Roads ph 2	Internal	6,500,000.00		1,486,475.25	23%
Creighton Asphalt Road 6	Internal	4,500,000.00			0%
Backup Generator	Internal	500,000.00			0%
Magoso Access Road	Internal	1,356,879.00			0%
Himeville Business Hives	Internal	1,700,000.00			0%
Gqumeni Creche	Internal	1,000,000.00		413,217.98	41%
Creighton Library-Conversion of Maliyavuza	Internal	7,000,000.00			0%
Procurement Installation of Cameras	Internal	200,000.00			0%
Procurement of Fiber Connection- Cable Network	Internal	80,000.00			0%
Procurement of Kitchen Equipment Animal Pound, Tourism	Internal	60,000.00			0%
Procurement of Gazeboz and Folding tables	Internal	50,000.00			0%
Build Sound System	Internal	300,000.00			0%
Furniture for Activity Room	Internal	30,000.00			0%
Renewal of gravel access roads(all 15 wards)	Internal	15,000,000.00		8,865,799.65	59%
2016/2017 Sportfields (Professional fees)	Internal	40,166.50			0%
2016/2017 Access roads (Professional fees)	Internal	26,500.00	21,924.50	21,924.50	83%
Paving and Parking	Internal	60,000.00			0%
Guard house x4	Internal	50,000.00			0%
Furniture & Shelters	Internal	50,000.00			0%
Fencing Common Dam	Internal	20,000.00			0%
Cemetery toilets and Waste sites	Internal	150,000.00			0%
<b>TOTAL INTERNAL FUNDED</b>		<b>92,681,886.66</b>	<b>333,712.82</b>	<b>13,029,180.88</b>	<b>14%</b>
Gqumeni Creche	MIG	11,793.81			0%
Bhidla Creche	MIG	15,218.53			0%
Sotokohto Community Hall	MIG	15,079.94			0%
Himeville Business Hives	MIG	3,509,334.67			0%
Sdanjoni Bridge Road	MIG	4,590,646.67			0%
Mqululwa Sportsfield	MIG	2,145,641.42	93,205.34	1,084,310.44	51%
Dumabezwe Sportsfield	MIG	1,348,549.68	962,521.39	962,521.39	71%
Msamani Sportfield	MIG	98,498.54			0%
Underberg Community Town Hall	MIG	7,303,359.33			0%
Centooow shelter and Toilets	MIG	4,950,877.33	302,628.92	302,628.92	6%
Storm Water (All 15 Wards)	MIG	3,000,000.00			0%
<b>TOTAL MIG FUNDED</b>		<b>26,988,999.92</b>	<b>1,358,355.65</b>	<b>2,349,460.75</b>	<b>9%</b>
<b>Total Capital Expenditure</b>		<b>119,670,886.58</b>	<b>1,692,068.47</b>	<b>15,378,641.64</b>	<b>13%</b>
Electrification Project 2019/2020					
Electrification	INEP	6,000,000.00	1,128,420.50	1,128,420.49	19%
Bhidla Housing Projects	Housing	25,447,590.00	3,403,895.70	14,494,038.21	57%
<b>TOTAL CAPITAL EXPENDITURE INCLUDING INEP &amp; HOUSING</b>		<b>151,118,476.58</b>	<b>6,224,384.67</b>	<b>31,001,100.34</b>	<b>21%</b>

Appendix D  
ALLOCATIONS RECEIVED FOR THE FINANCIAL YEAR 2020/2021

Name of Grant	Original Budget 2020/2021	Actual Received in November 2020	Actual Received YTD 2020/2021	%Received
Municipal Finance Management Grant	2,000,000.00		2,000,000.00	100%
Equitable Share	159,757,000.00	-	60,362,000.00	38%
Provincialisation of Libraries Grant	2,714,000.00		2,714,000.00	100%
Community Library Service Grant	1,089,000.00		1,089,000.00	100%
Expanded Public Works Programme	2,513,000.00	1,131,000.00	1,760,000.00	70%
Capital:Municipal Infrastructure Grant	26,989,000.00		17,000,000.00	63%
Integrated National Electrification Programme	6,000,000.00	2,070,000.00	6,000,000.00	100%
Tittle Deeds Restoration Grant	200,000.00			0%
<b>TOTAL</b>	<b>201,262,000.00</b>	<b>3,201,000.00</b>	<b>90,925,000.00</b>	<b>45%</b>
Bhidla Housing Projects	25,447,590.00	2,094,740.00	14,494,038.21	
<b>TOTAL</b>	<b>226,709,590.00</b>	<b>5,295,740.00</b>	<b>105,419,038.21</b>	<b>46%</b>



## Workings: Calculation of Cash Coverage Ratio 2019/2020

<b>Municipality:</b>	Dr Nkosazana Dlamini Zuma Minicipality
<b>Prepared by Budget Clerk:</b>	S.Jali
<b>Reviewed by Assistant CFO:</b>	P.M Mtungwa
<b>Approved by CFO:</b>	KMB Mzimela
<b>Date completed:</b>	7/12/2020

**Cash Coverage Ratio:** Indicates the municipality's ability to meet at least its monthly fixed operating commitments without collecting any additional revenue during that month. **norm: 3 months**

### Calculation of Cash Coverage Ratio

Description	2020/21	
R thousand		Final Budget
<b>Surplus/Deficits - A8 (Cash and Cash Equivalents+Investments-Commitments)</b>		<b>105,254</b>
Cash/cash equivalents at the year end	163,010	
Other current investments > 90 days	0	
Non current assets - investments	-	
<b>Less: Application of Cash and Investments</b>		
Unspent conditional transfers	49,622	
Unspent borrowing	-	
Other working capital requirements	-	
Other provisions	-	
Retention	8,134	
Reserves to be backed by cash/investments	-	
<b>Fixed Operating Commitments</b>		
Employee Related Costs	5,135	
Remuneration of councillors	966	
Operating lease(rent premises and machines etc)	-	
Contracted services	1,400	
Security Services	889	
Insurance	183	
Telephone costs	197	
Current portion of long term loan(if applicable). NB: include Finance charges	5	
Audit Fees	-	
Bank Charges	-	
Fuel and Oil	50	
Printing and Stationery	117	
Protective Clothing and Uniforms	-	
Ward committee expenses	-	
Other expenses	4,660	
<b>Total Fixed Operating Commitments</b>	<b>13,602</b>	
<b>Monthly Fixed Operating Commitments</b>	<b>13,602</b>	
<b>Cash Coverage Ratio*</b>		<b>7.7</b>

\* Cash Coverage Ratio Formula =

$$\frac{\text{Net Cash (Cash equivalents+Investments-Commitments)}}{\text{Monthly Fixed Operating Commitments}}$$

**KZN436 NOVEMBER 2020 EXPENDITURE**

Item	Description	Approved Annual Budget 2020/2021	Budget Month Nov	Actual Month Nov	Budget YTD (11Mth)	Actual YTD (11Mth)	Actual YTD %
<b>Item : Employee Related Costs - Wages</b>							
20600	Employee Relate:Senior Managem	989,155.00	78,262.00	76,120.49	391,310.00	380,602.00	0.41
21000	Employee Relate:Senior Managem	66,126.00	5,510.00		27,560.00		
21700	Employee Relate:Senior Managem	291,250.00	15,937.00	15,000.00	79,585.00	75,000.00	0.39
21900	SnrMnAccom Travls&Incidental	100,000.00	8,333.00		41,665.00	5,723.00	0.06
25300	Employee Relate:Senior Managem	938,344.00	78,195.00	77,056.26	390,975.00	385,331.00	0.41
25500	Employee Relate:Senior Managem	54,768.00	4,522.00		22,610.00		
26000	Employee Relate:Senior Managem	84,475.00	7,039.00	6,625.50	35,195.00	33,127.00	0.39
26200	Chief Financial Officer:Travel	25,500.00	2,125.00	2,000.00	10,625.00	10,000.00	0.39
25400	Employee Relate:Senior Managem	60,000.00	5,000.00		25,000.00		
29800	Employee Relate:Senior Managem	951,975.00	79,311.00	78,326.76	396,655.00	391,633.00	0.41
30700	Designation:Travel or Motor Ve	133,875.00	11,156.00	10,500.00	55,780.00	52,500.00	0.39
30900	Employee Relate:Senior Managem	60,000.00	5,000.00		25,000.00		
34300	Employee Relate:Senior Managem	888,422.00	74,035.00	72,676.45	370,175.00	363,382.00	0.41
34500	Employee Relate:Senior Managem	44,421.00	3,701.00		18,505.00		
35700	Employee Relate:Senior Managem	50,000.00	4,166.00		20,830.00		
38800	Employee Relate:Senior Managem	888,422.00	74,035.00	68,805.45	370,175.00	344,027.00	0.39
39000	Employee Relate:Senior Managem	44,421.00	3,701.00		18,505.00		
39700	Employee Relate:Senior Managem	70,000.00	5,833.00		29,165.00		
99600	Employee Relate:Municipal Staf	46,576,821.00	3,881,396.00	3,530,177.87	19,406,980.00	17,042,074.00	0.37
99800	Employee Relate:Municipal Staf	1,271,150.00	105,928.00		529,640.00	20,306.00	0.02
100100	Employee Relate:Municipal Staf	840,000.00	69,997.00	19,155.10	349,985.00	67,544.00	0.08
100800	Employee Relate:Municipal Staf	480,995.00	40,073.00	9,491.50	200,385.00	39,739.00	0.08
101800	Employee Relate:Municipal Staf	2,498,800.00	208,206.00		1,041,130.00	30,457.00	0.01
102000	Staff:Long Service Award	156,750.00	13,062.00		65,310.00	118,901.00	0.76
102300	Employee Relate:Municipal Staf	661,409.00	55,116.00	85,542.96	275,580.00	401,941.00	0.61
102900	Employee Relate:Municipal Staf	742,763.00	61,895.00	73,998.57	309,475.00	283,023.00	0.38
103600	Employee Relate:Municipal Staf	601,017.00	50,082.00	44,102.85	250,410.00	157,200.00	0.26
105400	Post-vestment Benefit:Leave	348,271.00	29,022.00		145,110.00	296,545.00	0.85
<b>9000</b>	<b>Employee Related Costs - Wages</b>	<b>59,768,633.00</b>	<b>4,980,684.00</b>	<b>4,169,589.76</b>	<b>24,903,420.00</b>	<b>20,499,075.00</b>	<b>0.34</b>
<b>Item : Employee Related Costs - Social</b>							
24200	Employee Relate:Senior Managem	23,057.00	1,921.00	1,808.40	9,605.00	9,042.00	0.39
24300	SnrMn:Penion Funds	169,048.00	14,087.00	6,227.63	70,435.00	18,894.00	0.11
24400	Employee Relate:Senior Managem	1,785.00	148.00	148.72	740.00	743.00	0.42
24900	Employee Relate:Senior Managem	125.00	9.00	9.90	45.00	49.00	0.41
28700	Employee Relate:Senior Managem	37,531.00	3,177.00	3,135.00	15,635.00	15,675.00	0.42
28900	Employee Relate:Senior Managem	1,785.00	148.00	148.72	740.00	743.00	0.42
29400	Employee Relate:Senior Managem	3,921.00	325.00	9.90	1,630.00	49.00	0.01
33400	Employee Relate:Senior Managem	1,785.00	148.00	148.72	740.00	743.00	0.42
33900	Employee Relate:Senior Managem	125.00	9.00	9.90	45.00	49.00	0.41
37900	Employee Relate:Senior Managem	3,570.00	296.00	148.72	1,480.00	743.00	0.21
38400	Employee Relate:Senior Managem	125.00	9.00	9.90	45.00	49.00	0.41
42900	Employee Relate:Senior Managem	125.00	9.00	9.90	45.00	49.00	0.41
103900	Employee Relate:Municipal Staf	26,714.00	2,217.00	2,138.40	11,085.00	10,279.00	0.38
104100	Employee Relate:Municipal Staf	2,910,322.00	242,538.00	276,363.52	1,212,590.00	1,102,808.00	0.38
104200	Employee Relate:Municipal Staf	6,888,488.00	574,033.00	536,580.31	2,870,165.00	2,581,989.00	0.37
104300	Employee Relate:Municipal Staf	382,334.00	31,855.00	32,880.24	159,275.00	155,110.00	0.41
<b>3100</b>	<b>Employee Related Costs - Social</b>	<b>10,450,616.00</b>	<b>870,860.00</b>	<b>809,777.88</b>	<b>4,354,300.00</b>	<b>3,897,012.00</b>	<b>0.37</b>
<b>Item : Remuneration Of Councillors</b>							
203200	Remuneration of:Speaker						
203500	Remuneration of:Speaker	611,835.00	50,984.00	49,904.92	254,520.00	249,524.00	0.41
203600	Remuneration of:Speaker	47,175.00	3,931.00	3,700.00	19,655.00	18,500.00	0.39
204100	Remuneration of:Speaker	91,772.00	7,647.00	7,485.73	38,235.00	37,428.00	0.41
206500	Remuneration of:Executive Mayo	764,768.00	63,730.00	62,381.06	318,650.00	311,905.00	0.41
206600	Remuneration of:Executive Mayo	47,175.00	3,931.00	3,700.00	19,655.00	18,500.00	0.39
207100	Remuneration of:Executive Mayo	114,715.00	9,539.00	9,357.16	47,795.00	46,785.00	0.41
208000	Remuneration of:Deputy Executi	611,835.00	50,984.00	49,904.92	254,520.00	249,524.00	0.41
208100	Remuneration of:Deputy Executi	47,175.00	3,931.00	3,700.00	19,655.00	18,500.00	0.39
208600	Remuneration of:Deputy Executi	91,772.00	7,647.00	7,485.73	38,235.00	37,428.00	0.41
210700	Remuneration of:Total for All	1,111,586.00	92,632.00	90,670.49	463,160.00	453,352.00	0.41
211000	Remuneration of:Total for All	6,267,394.00	522,282.00	511,222.62	2,611,410.00	2,556,113.00	0.41
211100	Remuneration of:Total for All	1,226,550.00	102,212.00	96,200.00	511,060.00	481,000.00	0.39
211600	Remuneration of:Total for All	867,398.00	72,283.00	70,752.43	361,415.00	353,762.00	0.41
<b>3400</b>	<b>Remuneration Of Councillors</b>	<b>11,901,110.00</b>	<b>961,753.00</b>	<b>966,465.08</b>	<b>4,958,765.00</b>	<b>4,832,321.00</b>	<b>0.41</b>

## Item : Depreciation and asset impairment

18000	Depreciation and Amortisation	127,284.00	10,607.00	84,365.88	53,035.00	39,210.00	0.31
18500	Depreciation and Depreciation	848,443.00	70,703.00	1,05,241.51	353,515.00	330,706.00	0.39
18600	Depreciation and Depreciation	556,483.00	46,373.00	184,338.87	231,865.00	611,009.00	1.10
19400	Depreciation and Depreciation	1,649,761.00	137,480.00	186,108.14	687,400.00	456,493.00	0.28
19500	Depreciation and Depreciation	3,183,329.00	265,777.00	383,282.20	1,523,885.00	1,185,741.00	0.37
19801	Deprec. - Roads - Roads	23,049,115.00	1,920,759.00	1,818,078.45	5,603,795.00	6,317,533.00	0.27
20201	Deprec. - Commun. - Halls	9,705,495.00	808,791.00	709,380.78	4,043,855.00	3,327,888.00	0.34
20300	Depreciation/Other Assets	2,498,903.00	208,241.00	289,404.89	1,041,205.00	497,574.00	0.20
<b>3700</b>	<b>Depreciation and asset Impaimn</b>	<b>41,624,813.00</b>	<b>3,468,751.00</b>	<b>3,706,200.47</b>	<b>17,346,655.00</b>	<b>12,767,274.00</b>	<b>0.31</b>

## Item : Interest Expense - External Borrowings

200700	Interest, Divid:Interest Paid	291,489.00	24,250.00	5,247.11	121,450.00	110,224.00	0.38
<b>3900</b>	<b>Interest Expense - External Bo</b>	<b>291,489.00</b>	<b>24,250.00</b>	<b>5,247.11</b>	<b>121,450.00</b>	<b>110,224.00</b>	<b>0.38</b>

## Item : Bulk Purchases

200	Bad Debts Witt:	11,059,933.00	921,661.00		4,608,305.00		
<b>4100</b>	<b>Bulk Purchases</b>	<b>11,059,933.00</b>	<b>921,661.00</b>		<b>4,608,305.00</b>		<b>-</b>

## Item : Repairs and Maintenance

17000	Contracted Serv:Contractors	137,735.00	11,477.00		57,385.00		
12500	Contracted Serv:Contractors	4,006,000.00	353,333.00		1,665,665.00	365,886.00	0.09
14500	Contracted Serv:Contractors	1,650,000.00	137,500.00		687,500.00	29,977.00	0.02
14600	Contracted Serv:Contractors	577,940.00	48,160.00		240,800.00	21,533.00	0.04
14700	Contracted Serv:Contractors	5,042,794.00	420,228.00	165,162.67	2,101,140.00	1,137,535.00	0.23
		<b>11,408,469.00</b>	<b>950,698.00</b>	<b>165,162.67</b>	<b>4,753,490.00</b>	<b>1,554,038.00</b>	<b>0.14</b>

## Item : Contracted Services

1500	Contracted Serv:Outsourced Ser	1,232,760.00	102,728.00	880.00	513,640.00	141,940.00	0.17
1700	Contracted Serv:Outsourced Ser	42,600.00	3,550.00		17,750.00	8,303.00	0.19
2200	Contracted Serv:Outsourced Ser	200,000.00	16,666.00	18,432.00	83,330.00	52,047.00	0.26
2700	Contracted Serv:Outsourced Ser	200,000.00	16,666.00		83,330.00		
2800	Outsourced:Qualification Veri	1,850.00	25.00		775.00		
3100	Contracted Serv:Outsourced Ser	223,608.00	18,534.00	18,634.00	93,170.00	55,502.00	0.25
3200	Contracted Serv:Outsourced Ser	711,604.00	59,295.00	27,679.00	296,475.00	68,714.00	0.10
3400	Contracted Serv:Outsourced Ser	596,631.00	49,718.00	48,400.00	248,590.00	90,356.00	0.15
3500	Outsourced:Serv:Clearing&Grass Cut	145,000.00	12,083.00		60,415.00	29,850.00	0.21
3600	Contracted Serv:Outsourced Ser	100,000.00	8,833.00		41,665.00	86,956.00	0.87
4300	Contracted Serv:Outsourced Ser	383,452.00	31,923.00		153,765.00	30,000.00	0.08
4800	Contracted Serv:Outsourced Ser	550,000.00	45,833.00		229,165.00		
5300	Contracted Serv:Outsourced Ser	824,000.00	68,865.00	34,750.00	343,330.00	477,056.00	0.58
5600	Contracted Serv:Outsourced Ser	6,073,900.00	672,825.00	885,264.64	3,364,125.00	3,494,634.00	0.43
6200	Contracted Serv:Outsourced Ser	1,319,883.00	109,584.00		549,920.00	29,500.00	0.02
6800	Contracted Serv:Consultants an	1,665,447.00	138,786.00	131,636.84	693,930.00	308,008.00	0.18
7000	Contracted Serv:Consultants an	200,000.00	17,747.50		125,000.00	17,747.00	0.06
7500	Contracted Serv:Consultants an	100,000.00	8,333.00		41,665.00		
7700	Cons:Serv:Occupational Health&S	52,800.00	4,400.00		22,000.00		
7800	Contracted Serv:Consultants an	776,000.00	64,665.00		323,325.00		
8000	Contracted Serv:Consultants an	130,000.00	10,833.00		54,165.00		
8100	Cons:Serv:Qualification Verifis	30,000.00	2,500.00		12,500.00		
8900	Contracted Serv:Consultants an	900,200.00	75,016.00		375,880.00	59,063.00	0.07
9600	Cons:Serv:Inf&Plan-Electr. Eng	4,000,000.00	333,333.00	1,097,449.15	1,666,665.00	1,097,449.00	0.27
10300	Contracted Serv:Consultants an	650,000.00	54,166.00		270,830.00		
10500	Cons:Serv:Inf&Plan-Land&Qty Sur	400,000.00	33,333.00		166,665.00		
11400	Contracted Serv:Consultants an	1,149,102.00	95,757.00		478,785.00	429,593.00	0.37
12700	Contracted Serv:Contractors	595,530.00	49,622.00	4,548.76	248,125.00	77,748.00	0.13
13200	Contracted Serv:Contractors	700,000.00	58,333.00		291,665.00		
13800	Contracted Serv:Contractors	455,000.00	37,916.00		198,580.00	103,500.00	0.23
15200	Contracted Serv:Contractors	22,134.00	1,844.00		9,230.00		
16300	Contracted Serv:Contractors	23,285.00	1,940.00		9,700.00		
<b>4200</b>	<b>Contracted Services</b>	<b>26,554,805.00</b>	<b>2,212,869.00</b>	<b>2,289,421.89</b>	<b>11,064,345.00</b>	<b>6,658,778.00</b>	<b>0.25</b>

## Item : Other Expenditure

835400	Transfers and S:Operational	1,930,372.00	165,864.00	92,099.16	829,320.00	470,590.00	0.24
201000	Inventory Consumables	934,730.00	77,890.00	20,652.60	389,450.00	143,721.00	0.35
202000	Inventory:Finished Goods	355,735.00	75,346.00		310,770.00		
202100	Inventory Consum:Materials and	2,498,000.00	208,165.00	40,220.00	1,040,825.00	373,420.00	0.15
213700	Operating Lease:Land	100,000.00	8,332.00	3,839.21	41,560.00	64,456.00	0.64
214300	Operational Cos:Achievements a	207,400.00	17,282.00		86,410.00		
214600	Operational Cos:Advertising, P	609,000.00	50,749.00		253,745.00	10,000.00	0.02
214700	Operational Cos:Advertising, P	444,650.00	37,048.00	13,453.46	185,240.00	67,665.00	0.15
214800	Operational Cos:Advertising, P	301,493.00	8,454.00		42,290.00	2,580.00	0.03
214900	Operational Cos:Advertising, P	100,000.00	8,333.00	1,706.09	41,665.00	1,706.00	0.02
215000	Operational Cos:Advertising, P	211,200.00	17,600.00		88,000.00		
215200	Operational Cos:Advertising, P	30,000.00	2,500.00	9,296.19	12,500.00	26,981.00	0.50
215300	Operational Cos:Advertising, P	50,000.00	4,166.00	13,454.80	20,830.00	38,607.00	0.77
215600	Operational Cos:External Audit	2,000,000.00	166,666.00		833,330.00		
215800	Operational Cos:Bank Charges	200,000.00	16,666.00		83,330.00	86,028.00	0.43
216400	Operational Cos:Bar:Gaining Cou	855,000.00	71,250.00	16,096.80	352,200.00	844,193.00	0.59
216700	Operational Cos:Bursaries (Emp	200,000.00	16,666.00	[500.00]	83,330.00	21,500.00	0.14
217600	Operational Cos:Courier and De	300,000.00	25,000.00	33,848.85	125,000.00	139,341.00	0.46
217900	Operational Cos:Communication	14,665.00	1,222.00		6,110.00	2,040.00	0.14
218300	Oper Cost:Postage/Stamp/Pranki	4,000.00	333.00		1,665.00		
218500	Operational Cos:Communication	1,501,425.00	125,152.00	197,236.62	625,760.00	891,398.00	0.46
219400	Operational Cos:Deeds	9,221.00	785.00		3,925.00	3,494.00	0.37
219500	Oper Cost:Drivers Licences&Perm	12,672.00	1,056.00		5,280.00	8,590.00	0.67
220500	Operational Cos:External Compu	99,580.00	8,297.00	491.30	41,485.00	7,998.00	0.08
221200	Oper Cost:Ext Comp Serv:Softwar	50,000.00	4,166.00		20,830.00		
221300	Operational Cos:External Compu	453,168.00	37,794.00	28,377.00	188,820.00	211,548.00	0.47
221800	Operational Cos:Insurance Under	2,204,835.00	183,736.00	182,536.04	918,880.00	860,761.00	0.39
221900	Operational Cos:Insurance Under	2,863,000.00	238,582.00	326,608.38	1,192,910.00	1,365,624.00	0.48
223400	Operational Cos:Licences	313,293.00	26,105.00		130,525.00	163,254.00	0.52
223700	Operational Cos:Municipal Serv	1,500,000.00	124,998.00	105,173.36	624,990.00	876,780.00	0.58
224000	Oper Cost:Registration Prof&Reg	3,000.00	250.00		1,250.00		
224200	Operational Cos:Registration F	1,161,785.00	96,813.00	1,128.70	484,065.00	16,719.00	0.01
224700	Operational Cos:Printing, Publ	1,157,200.00	96,432.00	115,536.86	482,180.00	467,416.00	0.40
224800	Operational Cos:Professional B	86,990.00	7,247.00	3,354.51	36,235.00	29,861.00	0.34
224900	Operational Cos:Remuneration t	1,320,480.00	110,040.00	76,200.00	550,200.00	324,400.00	0.25
225300	Operational Cos:Skills Develop	917,042.00	76,414.00	48,387.63	382,070.00	145,078.00	0.16
225600	Operational Cos:Signage	158,000.00	13,166.00	25,600.00	65,830.00	25,600.00	0.16
225700	Operational Cos:Storage of Fil	20,000.00	20,833.00		104,165.00		
226900	Operational Cos:Travel and Sub	1,995,085.00	166,253.00	33,873.48	831,250.00	152,445.00	0.08
227400	Operational Cos:Travel and Sub	36,000.00	3,033.00		15,165.00		
227900	Oper Cost:Trav&Subs- Dom Air Tra	100,000.00	7,955.00		37,475.00		
229300	Oper Cost:Trav&Subs- Foreign Air	55,000.00	4,583.00		22,915.00		
229700	Operational Cos:Travel and Sub	239,106.00	19,925.00		99,625.00	29,780.00	0.12
229900	Operational Cos:Uniform and Pr	1,746,645.00	140,717.00		748,585.00	57,892.00	0.03
230200	Operational Cos:New Fuel	3,404,294.00	288,715.00	50,101.94	1,443,575.00	1,142,973.00	0.33
230200	Operational Cos:Workmen's Comp	300,000.00	25,000.00		125,000.00		
230400	Operational Cos:Indigent Relie	90,000.00	7,500.00	19,923.60	37,500.00	15,923.00	0.29
230600	Operational Cos:Parking Fees	12,385.00	1,027.00	163.04	5,135.00	1,467.00	0.12
230700	Operational Cos:Seating Allowa	33,327.00	2,777.00	3,182.40	13,885.00	12,719.00	0.38
230800	Operational Cos:Hire Charges	1,180,054.00	98,330.00	31,869.57	491,650.00	87,962.00	0.07
<b>4400</b>	<b>Other Expenditure</b>	<b>34,481,086.00</b>	<b>2,872,520.00</b>	<b>1,490,542.03</b>	<b>14,362,600.00</b>	<b>9,097,520.00</b>	<b>0.26</b>

DR NKOSAZANA DLAMINI-ZUMA LOCAL MUNICIPALITY  
GRANTS SUMMARY NOVEMBER 2020-2021

GRANT NAME	Vote Number	Original Budget 2020/2021	ROLL-OVER/OPENING BALANCE	TOTAL RECEIVED/ROLL OVER DATE	TOTAL SPENT TO DATE	TOTAL UNSPENT TO DATE	TOTAL UNSPENT VS RECEIVED/ROLLOVER ALLOCATION	TB/GL Balance	Difference
<b>NATIONAL TREASURY GRANTS</b>									
MIG	30311071180	26,989,000.00	-	17,000,000.00	2,349,460.72	24,639,539.28	14,650,539.28	14,650,539.28	-
FMG	30311070010	2,000,000.00	-	2,000,000.00	470,159.76	1,529,840.24	1,529,840.24	1,529,840.24	-
EPWP	30311070280	2,513,000.00	-	1,760,000.00	1,366,624.73	1,146,375.27	393,375.27	393,375.27	-
ELECTRIFICATION GRANT	30311070090	6,000,000.00	-	6,000,000.00	1,128,421.10	4,871,578.90	4,871,578.90	4,871,578.90	-
<b>SUB-TOTAL</b>		<b>37,502,000.00</b>	<b>-</b>	<b>26,760,000.00</b>	<b>5,314,666.31</b>	<b>32,187,333.69</b>	<b>21,445,333.69</b>	<b>21,445,333.69</b>	<b>-</b>
<b>KZN PROVINCIAL GRANTS</b>									
LIBRARY SERVICE OPERATIONAL GRANT	3031107319/	3,803,000.00	-	3,803,000.00	1,619,687.92	2,183,312.08	2,183,312.08	2,183,312.08	-
LIBRARY SERVICE CAPITAL GRANT	3031107320/	-	2,409,049.79	-	-	2,409,049.79	2,409,049.79	2,409,049.79	-
CAPACITY BUILDING	30311073110	-	500,000.00	-	-	500,000.00	500,000.00	500,000.00	-
<b>SUB-TOTAL</b>		<b>3,803,000.00</b>	<b>2,909,049.79</b>	<b>3,803,000.00</b>	<b>1,619,687.92</b>	<b>5,092,361.87</b>	<b>5,092,361.87</b>	<b>5,092,361.87</b>	<b>-</b>
<b>OTHER</b>									
ANTI CORRUPTION GRANT	30311073140/1/2	-	171,343.00	-	80,100.00	91,243.00	91,243.00	91,243.00	-
Thile Deeds Restoration Grant	30311070020	200,000.00	-	-	200,000.00	-	-	-	-
BHIDLA HOUSING PROJECT	30311072940	25,447,590.00	5,624,057.41	20,118,095.62	14,494,038.21	10,953,551.79	5,624,057.41	5,624,057.41	-
<b>SUB-TOTAL</b>		<b>25,647,590.00</b>	<b>5,795,400.41</b>	<b>20,118,095.62</b>	<b>14,574,138.21</b>	<b>11,244,794.79</b>	<b>5,715,300.41</b>	<b>5,715,300.41</b>	<b>-</b>
<b>TOTAL GRANTS</b>		<b>66,952,590.00</b>	<b>8,704,450.20</b>	<b>50,681,095.62</b>	<b>21,508,492.44</b>	<b>48,524,490.35</b>	<b>37,252,995.97</b>	<b>37,252,995.97</b>	<b>-</b>
<b>SCHEDULE FOR HOUSING GRANTS</b>									
MUNICIPAL HOUSING GRANT	30324020130/1/2	-	5,228,240.00	-	-	-	5,228,240.00	5,228,240.00	0.01
<b>TOTALS FOR GRANTS</b>		<b>66,952,590.00</b>	<b>13,932,690.20</b>	<b>50,681,095.62</b>	<b>21,508,492.44</b>	<b>48,524,490.35</b>	<b>37,481,235.97</b>	<b>37,481,235.16</b>	<b>0.81</b>

PREPARED BY:  DATE: 07-12-2020

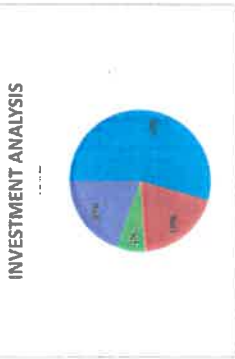
APPROVED BY:  DATE: 07-12-2020

ANNEXURE F											
DR NKOSAZANA DLAMINI-ZUMA MUNICIPALITY											
INVESTMENT REGISTER 2020/2021 AS AT 30 NOVEMBER 2020											
Vote Numbers	Description	Account number	Opening balance 1-Jul-20	Invested as at 30 November 2020	Withdrawals as at 30 November 2020	Bank Charges	Interest capitalised	Accruals as at 30-Nov-20	Closing Balance Bank statement 30-Nov-20	Closing Balance as per Main Ledger 30-Nov-20	%
4.030.101.687.0	FNB CALL DEPOSIT	7416506518	868 831.40	-	-	-	7 509.58	-	877 440.98	877 440.98	1%
4.030.101.608.0	FNB MONEY MARKET	62000452071	2 535 160.78	30 000 000.00	(31 000 000.00)	-	38 787.72	-	1 573 928.50	1 573 928.50	1%
4.030.101.299.0	FNB CALL DEPOSIT	6254424987	5 079 216.78	264 674.92	-	(92.50)	62 559.39	-	5 406 360.58	5 406 360.58	4%
4.030.101.884.0	FNB CALL DEPOSIT	62344297436	9 318 222.65	-	(264 674.92)	(92.50)	59 502.10	-	5 112 957.33	5 112 957.33	3%
4.030.101.790.0	FNB CALL ACCOUNT	6255019011	110 225.55	-	-	(92.50)	1 439.57	-	111 426.62	111 426.62	0%
4.030.101.183.0	FNB BUSINESS MONEY MARKET	62235819197	22 577 234.40	5 000 000.00	-	-	214 437.84	-	27 971 672.24	27 971 672.24	18%
4.030.101.771.0	FNB CALL DEPOSIT	6281098935	454 856.29	-	-	(475.00)	3 003.76	-	457 385.05	457 385.05	0%
4.030.101.024.0	FNB FIXED DEPOSIT	74859954742	-	20 000 000.00	(9 000 000.00)	-	171 238.12	-	11 171 238.12	11 171 238.12	7%
4.030.101.020.0	FNB FIXED DEPOSIT	74859955617	-	30 000 000.00	-	-	425 493.01	-	30 425 493.01	30 425 493.01	20%
4.030.101.186.0	FNB CALL DEPOSIT	62810987119	272 191.57	-	-	(475.00)	1 797.01	-	273 513.58	273 513.58	0%
4.030.101.331.0	FNB CALL DEPOSIT	037981098635/000018	13 799 730.75	-	(13 861 357.37)	-	61 626.62	-	(0.00)	(0.00)	0%
4.030.101.403.0	FNB BANK INVESTMENT	037981098635/000020	13 664 217.89	-	(13 725 230.49)	-	61 021.60	-	0.00	0.00	0%
4.030.101.091.0	FNB BANK INVESTMENT	037981098635/000021	8 481 506.28	-	(8 659 217.19)	-	87 706.91	-	(0.00)	(0.00)	0%
4.030.101.005.0	FNB BANK INVESTMENT	037981098635/000025	-	27 637 310.00	(27 752 010.48)	-	214 700.48	-	(0.00)	(0.00)	0%
4.030.101.005.0	FNB BANK INVESTMENT	037981098635/000026	-	27 752 010.48	(27 752 010.48)	-	2 980.99	-	0.00	0.00	0%
4.030.101.005.0	FNB BANK INVESTMENT	037981098635/000027	-	27 754 291.47	(27 774 822.00)	-	20 530.53	-	(0.00)	(0.00)	0%
4.030.101.436.0	INVESTEC BANK	037981098635/000028	45 928 093.28	30 000 000.00	-	-	188 468.53	-	30 000 000.00	30 000 000.00	20%
4.030.101.436.0	INVESTEC BANK	1100540834-500	-	48 339 094.13	(92 455 645.94)	-	364 483.25	-	(0.00)	(0.00)	0%
4.030.101.042.0	STANDARD BANK	052070396	82 867.92	56 016 691.16	(48 339 094.13)	(1,170.00)	-	-	10 044 100.28	10 044 100.28	7%
4.030.101.042.0	STANDARD BANK	479793995	-	30 000 000.00	-	-	-	-	30 000 000.00	30 081 497.92	20%
<b>TOTAL</b>			119,353,256.54	300,866,062.16	(288,466,342.99)	(2,387.50)	1,986,434.00	282,088.50	153,507,015.21	153,507,015.21	1.00

BALANCE AS PER AFS 2019/2020  
 119,353,256.54  
 Impairment reversal  
 112,858.89

Cash and Cash Equivalent	
Accrued Interest	65 392.46
Interest on Primary bank account	8 306.66
Interest on Money market	-
<b>Total Interest on Investments</b>	2,060,133.12
<b>Total</b>	202,088.50

FNB	83 381,417.01
NED BANK	30,000,000.00
INVESTEC	10,044,100.28
STANDARD BANK	30,081,497.92
	153,507,015.21



Prepared by: S. Joli Date: 02-12-2020

Approved by: P. Mtshwaga Date: 07-12-2020



0000024

how can we help you?



3227  
DR NKOSAZANA DLAMINI ZUMA LOCAL  
1 MAIN RD  
CREIGHTON  
3263

Business Investment Desk Branch  
1 First Place, Mezzanine Fl, Bank City  
P.O. Box 1153  
Johannesburg, 2000

e-Mail [ipp@fnb.co.za](mailto:ipp@fnb.co.za)  
Web [fnb.co.za](http://fnb.co.za)  
Branch Code 00878

Tax Invoice/Statement Number 46

Customer VAT Reg. No. Not Provided  
Bank VAT Reg. No. 4210102051  
Product Bus 32 Day Interest Plus Acc  
Account Number 74165605518  
Statement Period 22 August 2020 to 21 November 2020

Date	Description	Amount	Balance
<b>Opening Balance as at 22 August 2020</b>		<b>ZAR</b>	<b>873 032.54 Cr</b>
22 Sep 2020	Interest payment generated	1 482.96 Cr	874 515.50 Cr
22 Oct 2020	Interest payment generated	1 437.56 Cr	875 953.06 Cr
22 Nov 2020	Interest payment generated	1 487.92 Cr	877 440.98 Cr
<b>Closing Balance as at 21 November 2020</b>		<b>ZAR</b>	<b>877 440.98 Cr</b>

If there is an entry on your statement you wish to query, please contact your nearest FNB branch or FNB Telephone Banking Enquiries at 087 320 4321 as soon as possible, preferably within 30 days, in order that it may be investigated.

First National Bank - a Division of FirstRand Bank Limited. Reg No. 1929/001225/06.  
An Authorised Financial Services and Credit Provider (NCRCP20).

The VAT rate has increased from 14% to 15% from 1 April 2018.

# Inclusive of VAT @ 15.00%  
Total VAT included on this statement R0.00  
Total Bank Charges R0.00





how can we help you?

 Business Investment Desk Branch

 P.O. Box 1153  
 Johannesburg, 2000

 info@fnb.co.za

 fnb.co.za

Branch Code 250155

Lost Cards 087-575-9444

Account Enquiries 087-320-4321

Copy Tax Invoice/Statement Number : 213

 BBST213 042673  
 DR NKOSAZANA DLAMINI ZUMA LOCAL  
 MUNICIPALITY  
 P O BOX 62  
 CREIGHTON  
 3263  
 XABAN@NDZ.GOV.ZA

 Customer VAT Registration Number Not Provided  
 Bank VAT Registration Number 4210102051  
 Product Money Market Investment  
 Account Number 62008452071  
 Statement Period 31 October 2020 - 30 November 2020  
 Statement Date 30 November 2020

## Account Transactions

Date	Description	Amount	Balance	Accrued Bank Charges
Opening Balance as at 31 October 2020		ZAR	1,571,474.42 Cr	
30 Nov	Int On Credit Balance	2,454.08 Cr	1,573,928.50 Cr	
Closing Balance as at 30 November 2020		ZAR	1,573,928.50 Cr	

Please contact us within 30 days from your statement date, should you wish to query an entry on this statement (incl. card transactions done during this statement period, but not yet reflecting). Should we not hear from you, we will assume that you have received the statement and that it is correct.

 # Inclusive of VAT @ 15.00% = R 0.00  
 Total VAT Charged : R 0.00

 First National Bank - a division of FirstRand Bank Limited. Registration Number 1929/001225/06.  
 An Authorised Financial Services and Credit Provider (NCRCP20).

On 24 July 2020, the Prime Lending Rate changed to 7.00%. This may impact the rate on any of your credit facilities.

Branch Number	Account Number	Date	DDA CE/CA/00/KY/KY/NA/B9/M6/DM/N	FNMMA
876	62008452071	20/11/30	Money Market Investment	



how can we help you?

Business Investment Desk Branch  
 P.O. Box 1153  
 Johannesburg, 2000  
 info@fnb.co.za  
 fnb.co.za

Branch Code 250155  
 Lost Cards 087-575-9444  
 Account Enquiries 087-320-4321

Copy Tax Invoice/Statement Number : 67

BBST67 015949  
 DR NKOSAZANA DLAMINI ZUMA LOCAL  
 MUNICIPALITY  
 P O BOX 62  
 CREIGHTON  
 3263

Customer VAT Registration Number Not Provided  
 Bank VAT Registration Number 4210102051  
 Product Call Account  
 Account Number 62544294987  
 Statement Period 31 October 2020 - 30 November 2020  
 Statement Date 30 November 2020

## Account Transactions

Date	Description	Amount	Balance	Accrued Bank Charges
<b>Opening Balance as at 31 October 2020</b>		<b>ZAR</b>	<b>5,394,186.75 Cr</b>	
26 Nov	#Statement Fee	0.00	5,394,186.75 Cr	18.50
26 Nov	#Value Added Serv Fees	18.50	5,394,168.25 Cr	
30 Nov	Int On Credit Balance	12,192.33 Cr	5,406,360.58 Cr	
<b>Closing Balance as at 30 November 2020</b>		<b>ZAR</b>	<b>5,406,360.58 Cr</b>	

Please contact us within 30 days from your statement date, should you wish to query an entry on this statement (Incl. card transactions done during this statement period, but not yet reflecting). Should we not hear from you, we will assume that you have received the statement and that it is correct.

# Inclusive of VAT @ 15.00% = R 2.41 Dr  
 Total VAT Charged : R 2.41 Dr

First National Bank - a division of FirstRand Bank Limited. Registration Number 1929/001225/06.  
 An Authorised Financial Services and Credit Provider (NCRCP20).

On 24 July 2020, the Prime Lending Rate changed to 7.00%. This may impact the rate on any of your credit facilities.

Branch Number	Account Number	Date	DDA PB/CA/00/KY/KY/MM/B9/C3/DM/N	FNMMMA
878	62544294987	20/11/20	Call Account	





how can we help you?

Business Investment Desk Branch  
P.O. Box 1153  
Johannesburg, 2000  
☎ [info@fnb.co.za](mailto:info@fnb.co.za)  
🌐 [fnb.co.za](http://fnb.co.za)

Branch Code 250155  
Lost Cards 087-575-9444  
Account Enquiries 087-320-4321

Copy Tax Invoice/Statement Number : 67

BBST67 015950  
DR NKOSAZANA DLAMINI ZUMA LOCAL  
MUNICIPALITY  
P O BOX 62  
CREIGHTON  
3263

Customer VAT Registration Number Not Provided  
Bank VAT Registration Number 4210102051  
Product Call Account  
Account Number 62544297436  
Statement Period 31 October 2020 - 30 November 2020  
Statement Date 30 November 2020

## Account Transactions

Date	Description	Amount	Balance	Accrued Bank Charges
<b>Opening Balance as at 31 October 2020</b>		<b>ZAR</b>	<b>5,101,445.17 Cr</b>	
26 Nov	#Statement Fee	0.00	5,101,445.17 Cr	18.50
26 Nov	#Value Added Serv Fees	18.50	5,101,426.67 Cr	
30 Nov	Int On Credit Balance	11,530.66 Cr	5,112,957.33 Cr	
<b>Closing Balance as at 30 November 2020</b>		<b>ZAR</b>	<b>5,112,957.33 Cr</b>	

Please contact us within 30 days from your statement date, should you wish to query an entry on this statement (incl. card transactions done during this statement period, but not yet reflecting). Should we not hear from you, we will assume that you have received the statement and that it is correct.

# Inclusive of VAT @ 15.00% = R 2.41 Dr  
Total VAT Charged : R 2.41 Dr

First National Bank - a division of FirstRand Bank Limited. Registration Number 1929/001225/06.  
An Authorised Financial Services and Credit Provider (NCRCP20).

On 24 July 2020, the Prime Lending Rate changed to 7.00%. This may impact the rate on any of your credit facilities.

Branch Number	Account Number	Date	DDA PB/CA/00/KY/RCY/MM/BS/CS/DM/N	FNMA
878	62544297436	20/11/20	Call Account	



how can we help you?

0000028

Business Investment Desk Branch  
 P.O. Box 1153  
 Johannesburg, 2000  
 info@fnb.co.za  
 fnb.co.za  
 Branch Code: 250155  
 Lost Cards: 087-575-9444  
 Account Enquiries: 087-320-4321

Copy Tax Invoice/Statement Number : 66

BBST66 015951  
 DR NKOSAZANA DLAMINI ZUMA LOCAL  
 MUNICIPALITY  
 BULWER COMMUNITY SERVICE CENTR  
 P O BOX 62  
 CREIGHTON  
 3263

Customer VAT Registration Number Not Provided  
 Bank VAT Registration Number 4210102051  
 Product Call Account  
 Account Number 62550105011  
 Statement Period 31 October 2020 - 30 November 2020  
 Statement Date 30 November 2020

**Account Transactions**

Date	Description	Amount	Balance	Accrued Bank Charges
<b>Opening Balance as at 31 October 2020</b>		ZAR	111,193.79 Cr	
28 Nov	#Statement Fee	0.00	111,193.79 Cr	18.50
28 Nov	#Value Added Serv Fees	18.50	111,175.29 Cr	
30 Nov	Int On Credit Balance	251.33 Cr	111,426.62 Cr	
<b>Closing Balance as at 30 November 2020</b>		ZAR	111,426.62 Cr	

Please contact us within 30 days from your statement date, should you wish to query an entry on this statement (incl. card transactions done during this statement period, but not yet reflecting). Should we not hear from you, we will assume that you have received the statement and that it is correct.

# Inclusive of VAT @ 15.00% = R 2.41 Dr  
 Total VAT Charged : R 2.41 Dr

First National Bank - a division of FirstRand Bank Limited. Registration Number 1929/001225/06.  
 An Authorised Financial Services and Credit Provider (NCRCP20).

On 24 July 2020, the Prime Lending Rate changed to 7.00%. This may impact the rate on any of your credit facilities.

Branch Number	Account Number	Date	DDA PB/CA/DD/KY/KY/MM/B9/C3/DM/N	FNMA
878	62550105011	20/11/30	Call Account	



## Transaction History

**Nickname:** Business Money Marke  
**Selected Account:** 62235619197  
**Date:** 01 Dec 2020  
**Available Balance:** 27,971,672.24 CR  
**Current Balance:** 27,971,672.24 CR

Date	Description	Service Fee	Amount	Balance
18 Nov 2020	INT ON CREDIT BALANCE	0.00	46,516.42 CR	27,971,672.24 CR

0000030



how can we help you?

BBST18 021128  
 \*DR NKOSAZANA DLAMINI ZUMA LOCAL  
 TITLE DEED HOUSING ACCOUNT  
 P O BOX 62  
 CREIGHTON  
 3263  
 MTUNGWAP@NDZ.GOV.ZA

Commercial Account Services Customers  
 P O Box 1153  
 Johannesburg 2000  
 Street Address 4 First Place, 6th Floor, Bankcity  
 info@fnb.co.za  
 fnb.co.za  
 (087) 575-9479  
 (087) 575-9479  
 Lost Cards 0800-11-01-32  
 Account Enquiries 011 352 5601  
 Branch Code 210554  
 Officer Code One MAN01  
 Officer Code Two SUP01

Bank VAT Registration Number : 4210102051  
 Customer VAT Registration Number : Not Provided

PUBLIC SECTOR CHEQUE ACCOUNT : 62810888935

Copy Tax Invoice/Statement Number : 18

Statement Date : 30 November 2020  
 Previous Statement Date : 31 October 2020

**Updated Terms and Conditions**

Your transactional account terms and conditions have been amended. You may access the updated terms and conditions on our website.

Bank Charges		Statement Balances		Interest Rates	
Service Fee Rate	48.44 / 48.44 / 48.44	Opening Balance	456,897.98 Cr	Credit Rate	1.50%
		Closing Balance	457,385.05 Cr	Debit Rate	10.00%

Please contact us within 30 days from your statement date, should you wish to query an entry on this statement (incl. card transactions done during this statement period, but not yet reflecting). Should we not hear from you, we will assume that you have received the statement and that it is correct.

# Inclusive of VAT @ 15.00% = R 12.39 Dr  
 Total VAT Charged : R 12.39 Dr

**PUBLIC SECTOR CHEQUE ACCOUNT : 62810888935**

ZAR

Date	Description	Reference	Amount	Fee	Internal use
09 Nov	Bank Charges - Service Charges				
	#Service Fees		95.00 Dr		1 dda208
09 Nov	Interest				
	62810888935		582.07 Cr		2 dda208

**62810888935 Final balance as at end**

31 October 2020	456,897.98 Cr
9 November 2020	457,385.05 Cr

**Turnover for Statement Period**

No. Credit Transactions: 1	582.07 Cr
No. Debit Transactions: 1	95.00 Dr

First National Bank - a division of FirstRand Bank Limited. Registration Number 1929/001225/06.  
 An Authorised Financial Services and Credit Provider (NCRCP20).

Branch Number	Account Number	Date	DDA D1/AV/2E/XR/RK/PE/L7/WB/N	FNFCO
8208	62810888935	20/11/30	Public Sector Cheque Account	

0000031



how can we help you?

35465  
 \*DR NKOSAZANA DLAMINI ZUMA LOCAL  
 P O BOX 62  
 CREIGHTON  
 3263

Business Investment Desk Branch  
 1 First Place, Mezzanine Fl, Bank City  
 P.O. Box 1153  
 Johannesburg, 2000

e-Mail [ipp@fnb.co.za](mailto:ipp@fnb.co.za)  
 Web [fnb.co.za](http://fnb.co.za)  
 Branch Code 00878

Tax Invoice/Statement Number 5

Customer VAT Reg. No. Not Provided  
 Bank VAT Reg. No. 4210102051  
 Product Fixed Deposits  
 Account Number 74859954742  
 Statement Period 31 October 2020 to 30 November 2020

Fixed Interest Rate 3.75% per annum  
 Investment Period 7 Days  
 Maturity Date 01 December 2020

Date	Description	Amount	Balance
Opening Balance as at 31 October 2020		ZAR	11 139 160.39 Cr
03 Nov 2020	Interest payment generated	8 011.04 Cr	11 147 171.43 Cr
10 Nov 2020	Interest payment generated	8 016.80 Cr	11 155 188.23 Cr
17 Nov 2020	Interest payment generated	8 022.56 Cr	11 163 210.79 Cr
24 Nov 2020	Interest payment generated	8 028.33 Cr	11 171 239.12 Cr
Closing Balance as at 30 November 2020		ZAR R 32078.73	11 171 239.12 Cr

If there is an entry on your statement you wish to query, please contact your nearest FNB branch or FNB Telephone Banking Enquiries at 087 320 4321 as soon as possible, preferably within 30 days, in order that it may be investigated.

First National Bank - a Division of FirstRand Bank Limited. Reg No. 1929/001225/06.  
 An Authorised Financial Services and Credit Provider (NCRCP20).

The VAT rate has increased from 14% to 15% from 1 April 2018.

# Inclusive of VAT @ 15.00%  
 Total VAT included on this statement R0.00  
 Total Bank Charges R0.00



how can we help you?

35488  
 \*DR NKOSAZANA DLAMINI ZUMA LOCAL  
 P O BOX 62  
 CREIGHTON  
 3263

Business Investment Desk Branch  
 1 First Place, Mezzanine Fl, Bank City  
 P.O. Box 1153  
 Johannesburg, 2000  
 e-Mail ipp@fnb.co.za  
 Web fnb.co.za  
 Branch Code 00878

## Tax Invoice/Statement Number 5

Customer VAT Reg. No. Not Provided  
 Bank VAT Reg. No. 4210102051  
 Product Fixed Deposits  
 Account Number 74859955617  
 Statement Period 31 October 2020 to 30 November 2020

Fixed Interest Rate 3.88% per annum  
 Investment Period 63 Days  
 Maturity Date 23 November 2020

Date	Description	Amount	Balance
	<b>Opening Balance as at 31 October 2020</b>	<b>ZAR</b>	<b>30 351 286.19 Cr</b>
23 Nov 2020	Interest payment generated	74 206.82 Cr	30 425 493.01 Cr
	<b>Closing Balance as at 30 November 2020</b>	<b>ZAR</b>	<b>30 425 493.01 Cr</b>

If there is an entry on your statement you wish to query, please contact your nearest FNB branch or FNB Telephone Banking Enquiries at 087 320 4321 as soon as possible, preferably within 30 days, in order that it may be investigated.

First National Bank - a Division of FirstRand Bank Limited. Reg No. 1929/001225/06.  
 An Authorised Financial Services and Credit Provider (NCRCP20).

The VAT rate has increased from 14% to 15% from 1 April 2018.

# Inclusive of VAT @ 15.00%  
 Total VAT included on this statement R0.00  
 Total Bank Charges R0.00



how can we help you?

BBST18 021127  
 \*DR NKOSAZANA DLAMINI ZUMA LOCAL  
 \*BHIDLA RURAL HOUSING PROJECT  
 P O BOX 62  
 CREIGHTON  
 3263  
 MTUNGWAP@NDZ.GOV.ZA

Commercial Account Services Customers  
 P O Box 1153  
 Johannesburg 2000  
 Street Address 4 First Place, 6th Floor, Bankcity  
 info@fnb.co.za  
 fnb.co.za  
 (087) 575-9479  
 (087) 575-9479  
 Lost Cards 0800-11-01-32  
 Account Enquiries 011 352 5601  
 Branch Code 210554  
 Officer Code One MAN01  
 Officer Code Two SUP01

Bank VAT Registration Number : 4210102051  
 Customer VAT Registration Number : Not Provided

PUBLIC SECTOR CHEQUE ACCOUNT : 62810887119

Copy Tax Invoice/Statement Number : 18

Statement Date : 30 November 2020  
 Previous Statement Date : 31 October 2020

**Updated Terms and Conditions**

Your transactional account terms and conditions have been amended. You may access the updated terms and conditions on our website.

Bank Charges		Statement Balances		Interest Rates	
Service Fee Rate	48.44 / 48.44 / 48.44	Opening Balance	273,260.45 Cr	Credit Rate	1.50%
		Closing Balance	273,513.58 Cr	Debit Rate	10.00%

Please contact us within 30 days from your statement date, should you wish to query an entry on this statement (Incl. card transactions done during this statement period, but not yet reflecting). Should we not hear from you, we will assume that you have received the statement and that it is correct.

# Inclusive of VAT @ 15.00% = R 12.39 Dr  
 Total VAT Charged : R 12.39 Dr

**PUBLIC SECTOR CHEQUE ACCOUNT : 62810887119****ZAR**

Date	Description	Reference	Amount	Fee	Internal use
09 Nov	Bank Charges - Service Charges				
	#Service Fees		95.00 Dr		1 dda206
09 Nov	Interest				
	62810887119		348.13 Cr		2 dda206

**62810887119 Final balance as at end**

31 October 2020	273,260.45 Cr
9 November 2020	273,513.58 Cr

**Turnover for Statement Period**

No. Credit Transactions: 1	348.13 Cr
No. Debit Transactions: 1	95.00 Dr

First National Bank - a division of FirstRand Bank Limited. Registration Number 1929/001225/06.  
 An Authorised Financial Services and Credit Provider (NCRCP20).

Branch Number	Account Number	Date	DDA D1/AV/2E/XR/RK/PE/L7/WB/N	FNFCO
8206	62810887119	20/11/30	Public Sector Cheque Account	



## STATEMENT



00300100000000378810986353011202

THE INVESTMENT MANAGER  
DR NKOSAZANA DLAMINI ZUMA MUNICIPALITY  
P O BOX 62  
CREIGHTON  
UMZINTO  
3263

Branch	Domestic Treasury
Account Number	03/7881098635/000028
Date	30 November 2020
Statement Period	31 October 2020 to 30 November 2020
Due Date	14 December 2020
Period	61 days
Type of Investment	Fixed Deposit
Statement Frequency	Month End

## NEDBANK CONTACT DETAILS

Business Banking	Nedbank Head Office, 135 Rivonia Road, Sandown, Sandton, 2196, South Africa 0860 115 060 business@nedbank.co.za
------------------	--

The interest rate for your investment, as agreed between you and Nedbank, is calculated to six decimals and rounded to two decimals for the full investment term.  
The calculation for interim statements is the same and, as a result, the interest you see on interim statements may differ from the interest for the full investment term.

Transaction Date	Description and additional information	Movement	Rate	Days	Accrued interest	Amount
2020-10-31	Opening Balance				54 739.73	30 000 000.00
2020-11-30	Int Accrued On R30 000 000.00 From 2020-11-01 To 2020-11-30		3,7000	30	91 232.88	30 000 000.00
2020-11-30	Closing Balance				145 972.61	30 000 000.00

Yours sincerely  
NEDBANK LIMITED

This statement is electronically generated and requires no signature by Nedbank Limited.  
Please examine this statement soonest. If no error is reported within 30 days after receipt, the statement will be considered as being correct.  
Please note that month-end statements include transactions up to and including the last day of the month as well as interest transactions for the first day of the next month.

The investment is subject to the terms and conditions for investment accounts, available at <https://www.nedbank.co.za/content/nedbank/desktop/g/en/corporates/investing/corporate-and-institutional-investments.html>  
This communication is produced and transmitted electronically. While we have taken all reasonable steps to ensure the accuracy, integrity and confidentiality of the information, Nedbank Limited will not be liable if the information contained in this communication is corrupted, inaccurate or fails to reach its intended destination. The information in this communication is confidential and intended solely for the addressee and may also be privileged or exempt from disclosure under applicable law. If you are not the addressee, or have received this email in error, please notify the sender immediately, delete it from your system and do not copy, disclose or otherwise act on any part of this communication. You should also treat any pages attached to this communication in line with the disclaimer.

Nedbank Limited Reg No 1951/000009/06, VAT Reg No 4320116074, Nedbank 135 Rivonia Campus, 135 Rivonia Road, Sandown, Sandton, 2196, South Africa.

Directors: V Naidoo (Chairman) MWT Brown (Chief Executive) HR Brody BA Dames NP Dongwana EM Kruger RAG Leith PM Makwana Prof T Marwala L Makalima  
Dr MA Maloane MH Davis (Chief Financial Officer) MC Nkuhlu (Chief Operating Officer) S Subramoney IG Williamson  
Company Secretary: J Katzin 01.10.2020





## Investec Specialist Bank

1 DEC 2020

100 Grayston Drive  
Sandton, 2196

## Investec Bank Limited

100 Grayston Drive Sandown Sandton 2196  
PO Box 785700 Sandton 2146 South Africa  
T +27 (0) 11 286 7000 F +27 (0) 11 286 9555  
www.investec.co.zaDr Nkosazana Dlamini Zuma Local Municipality  
PO Box 62  
Creighton  
3263ACCOUNT STATEMENT  
Tax invoice number  
Investec VAT numberPage 1 of 1  
20000033  
4620124729Statement date 30 Nov 2020  
Statement period 01 Nov - 30 Nov 2020  
Currency South African RandAccount number 1100540834450  
Account type Fixed Deposit  
Branch code 580105  
Electronic account number 50011313277

## Opening balance deal summary

Reference	Deal amount	Start	End	Rate %
DA 10460551	10,044,100.28CR	14OCT2020	14DEC2020	3.35
*** TOTAL	10,044,100.28CR			

Date	Description	Amount	Capital		Rate% Days	Interest	
			Balance	Balance		Amount	Balance
1NOV2020	OPENING BALANCE		10,016,520.55CR				
1NOV2020	INTEREST ADVISED DA 10460551				3.35CR 30	27,579.73CR	27,579.73CR
30NOV2020	CLOSING BALANCE		10,016,520.55CR			ACCRUED	27,579.73CR
30NOV2020	INTEREST ACCRUED	27,579.73CR					
	CLOSING BALANCE INCLUDING INTEREST		10,044,100.28CR				

The SARB announced a decrease in the repo rate of 0.25% from 3.75% to 3.50%. Following this Investec has decreased its prime rate from 7.25% to 7.00% as of 24/07/2020.



Product  
BUSINESS CURRENT ACCOUNT  
30 days statement

Statement period 2020-11-01 to 2020-12-01

Account preferred centre PIETERMARITZBURG

Customer contact centre 0860 123 000

Address  
MAIN STREET  
CREIGHTON  
CREIGHTON  
3263

STANDARD BANK  
GOSS:MAINTENANCE1  
  
2020-12-01  
  
00-13-18

Internet www.standardbank.co.za

Page 1 of 1

Date 01 December 2020

Time 09:40

#### Account identification

Name of account DR NKOSAZANA DLAMINI ZUMA MUNI

Account number 052070336

#### Transaction details

Post date (YYYY-MM-DD)	Transaction description	Fee	Payments	Deposits	Balance
	Opening Balance				R 81,742.92
2020-11-02	##FEE: 60 DAY STATEMENT 15H58 IPC:MAINTAIN 2		R -65.00		R 81,677.92
2020-11-30	##SERVICE FEE MIN SF 052070336		R -80.00		R 81,597.92
2020-11-30	##MONTHLY MANAGEMENT FEE ACC 052070336		R -100.00		R 81,497.92
2020-11-30	Balance brought forward				R 81,497.92

## These fees include VAT at the applicable prevailing rate in accordance with the VAT Act.

#### Your account information

##### Statement summary

Payments	R 245.00
Deposits	R 0.00
Fee	R 0.00

Your full transaction record is available on your account statement. The balance could change if there are transactions that still need to be processed.

Please consider the clause that follows carefully as it limits the bank's liability and constitutes an assumption of risk by you.

Please check that all transactions on this statement are correct and tell the bank if there are any mistakes within 60 days of the date of this statement, after which, we will consider this statement to be correct.


**Standard Bank**

Product

FIXED DEPOSIT

Statement period 2020-11-01 to 2020-11-30

Account preferred centre MSUNDUZI

Customer contact centre 0860 123 000

Address

 MAIN STREET  
 CREIGHTON  
 CREIGHTON  
 3263

**STANDARD BANK**  
 GOSS:MAINTENANCE1

2020-12-01

00-13-18

Internet [www.standardbank.co.za](http://www.standardbank.co.za)

Page 1 of 1

Date 01 December 2020

Time 14:48

**Account identification**

Name of account DR NKOSAZANA DLAMINI ZUMA MUNI

Account number 478735995 002

**Transaction details**

Post date (YYYY-MM-DD)	Transaction description	Payments	Deposits	Balance
	Opening Balance			R 30,000,000.00
	Balance brought forward			R 30,000,000.00

## These fees include VAT at the applicable prevailing rate in accordance with the VAT Act.

**Your account information****Statement summary**

Payments	R 0.00
Deposits	R 0.00

Your full transaction record is available on your account statement. The balance could change if there are transactions that still need to be processed.

Please consider the clause that follows carefully as it limits the bank's liability and constitutes an assumption of risk by you.

Please check that all transactions on this statement are correct and tell the bank if there are any mistakes within 60 days of the date of this statement, after which, we will consider this statement to be correct.



## Transaction History

**Nickname:** Public Sector Cheque  
**Selected Account:** 52551036969  
**Date:** 01 Dec 2020  
**Available Balance:** 1,342,259.89 CR  
**Current Balance:** 1,342,159.89 CR

Date	Description	Service Fee	Amount	Balance
01 Dec 2020	POENAMA 2180086034	0.00	100.00 CR	0.00 CR
30 Nov 2020	#SERVICE FEES	0.00	-19.00 DR	1,342,159.89 CR
30 Nov 2020	#MONTHLY ACCOUNT FEE	0.00	-78.00 DR	1,342,178.89 CR
30 Nov 2020	INT ON CREDIT BALANCE	0.00	1,657.93 CR	1,342,256.89 CR
27 Nov 2020	POENAMA 2190048586	0.00	100.00 CR	1,340,598.96 CR
21 Nov 2020	POENAMA 2110064123	0.00	1,000.00 CR	1,340,498.96 CR
13 Nov 2020	SASFIN CR R000105676	19.00	-14,849.55 DR	1,339,498.96 CR
06 Nov 2020	IEC	0.00	5,885.76 CR	1,354,348.51 CR
03 Nov 2020	WOZANIBERG15815	0.00	454.92 CR	1,348,462.75 CR
03 Nov 2020	WOZANIBERG20118	0.00	114.26 CR	1,348,007.83 CR
31 Oct 2020	#DEBIT ORDER DISPUTE FEE	0.00	-40.00 DR	1,347,893.57 CR
31 Oct 2020	MAGTAPE UNPAID	0.00	14,674.13 CR	1,347,933.57 CR
31 Oct 2020	ADJUST OF CR INTEREST	0.00	0.60 CR	1,333,259.44 CR
31 Oct 2020	#SERVICE FEES	0.00	-19.00 DR	1,333,258.84 CR
31 Oct 2020	#MONTHLY ACCOUNT FEE	0.00	-78.00 DR	1,333,277.84 CR
31 Oct 2020	INT ON CREDIT BALANCE	0.00	1,700.78 CR	1,333,355.84 CR



how can we help you?

☒ Underberg  
P O Box 219  
Underberg 3257  
Branch Code 221025

Customer VAT Registration Number : Not Provided  
Bank VAT Registration Number : 4210102051

Copy Tax Invoice/Statement Number : 2481

Statement Period : 28 November 2020 to 30 November 2020  
Statement Date : 30 November 2020

BBST2481 234547  
\*DR NKOSAZANA DLAMINI ZUMA LOCAL  
MUNICIPALITY  
P O BOX 62  
CREIGHTON  
3263  
MTUNGWAP@NDZ.GOV.ZA

## Public Sector Cheque Account 62026224999

Summary in Rand		ZAR
<b>Opening Balance</b>		<b>13,321,790.51 Cr</b>
<b>Funds Received (Credits)</b>	<b>170</b>	<b>484,411.45 Cr</b>
Cash Deposits	4	5,927.00 Cr
Other Deposits	0	0.00
Inter-Account Transfers In	0	0.00
Electronic Payments Received	166	478,484.45 Cr
<b>Funds Used (Debits)</b>	<b>108</b>	<b>5,644,887.89 Dr</b>
Cash Withdrawals (Branch)	0	0.00
Cash Withdrawals (Other)	0	0.00
Cheques Processed (Non Cash)	0	0.00
Debit Orders/Scheduled Payments	2	163,784.40 Dr
Account Payments	106	5,481,103.49 Dr
Inter-Account Transfers Out	0	0.00
Card Purchases (Swipes)	0	0.00
Fuel Purchases	0	0.00
<b>Bank Charges</b>	<b>0</b>	<b>0.00</b>
Service Fees	0	0.00
Cash Deposit Fees	0	0.00
Cash Handling Fees	0	0.00
Other Fees	0	0.00
<b>Other Entries</b>		
Interest on Credit Balance	0	0.00
Interest on Debit Balance	0	0.00
Inward Unpaid Items	0	0.00
Unpaid Cheques and Debits	0	0.00
Refunds/Adjustments	0	0.00
<b>Closing Balance</b>		<b>8,161,314.07 Cr</b>
Overdraft Limit		0.00

### Contact us

Web	fnb.co.za
Lost Cards	087-575-9406
Account Enquiries	087-736-2247
Fraud	087-311-8607

**Updated Terms and Conditions:** Your transactional account terms and conditions have been updated. You can access the updated terms and conditions on our website.

Debit Interest Rates (Non NCA)  
Prime Linked = 10.00%

**Pay-As-You-Use Option:** Your account is currently on the Pay-As-You-Use pricing option. For more information, please Contact Us or visit our website.

Branch Number	Account Number	Date	DDA DB/AV/2E/XR/XR/RK/PE/L7/WB/N	FNBUS
887	62026224999	20/11/20	Public Sector Cheque Account	

# Municipal In-year reports & supporting tables

mSCOA Version 6.4

[Click for Instructions!](#)

**Accountability**

**Transparency**

**Information &  
service delivery**



**national treasury**

Department:  
National Treasury  
REPUBLIC OF SOUTH AFRICA

**Contact details:**

Budget submission enquiries:  
Elsabé Rossouw  
National Treasury  
Tel: (012) 315-5534  
Electronic documents: [lgdocuments@treasury.gov.za](mailto:lgdocuments@treasury.gov.za)

Preparation Instructions	
Municipality Name:	KZN436 Dr Nkosazana Dlamini Zuma
CFO Name:	K.M.B MZIMELA
Tel:	039 833 1038
Fax:	039 833 1199
E-Mail:	cfo@ndz.gov.za
Reporting period:	M05 November
MTREF:	2020
Budget Year:	2020/21
Does this municipality have Entities?	No
If YES: Identify type of report:	M05 November
<b>Name Votes &amp; Sub-Votes</b>	
Printing Instructions	Importants documents which provide essential assistance
<p><u>Showing / Hiding Columns</u></p> <p>Hide Reference columns on all sheets</p> <p>Hide Pre-audit columns on all sheets</p> <p><u>Showing / Clearing Highlights</u></p> <p>Clear Highlights on all sheets</p>	<p><u>MFMA Budget Circular 2011/12</u> <a href="#">Click to view</a></p> <p><u>MBRR Budget Formats Guide</u> <a href="#">Click to view</a></p> <p><u>Dummy Budget Guide</u> <a href="#">Click to view</a></p> <p><u>Funding Compliance Guide</u> <a href="#">Click to view</a></p> <p><u>MFMA Return Forms</u> <a href="#">Click to view</a></p>



Organisational Structure Votes	Complete Votes & Sub-Votes	Select Org. Structure
Vote 1 - Executive and Council	Vote 1 <b>Executive and Council</b>	
Vote 2 - Budget and Treasury	1.1 <i>Municipal Manager and Council</i>	1.1 - Municipal Manager and Council
Vote 3 - Corporate Services	1.2 <i>Internal Audit</i>	1.2 - Internal Audit
Vote 4 - Community Services	1.3 <i>[Name of sub-vote]</i>	
Vote 5 - Public Works and Basic Services	1.4 <i>[Name of sub-vote]</i>	
Vote 6 - Planning and Development	1.5 <i>[Name of sub-vote]</i>	
Vote 7 - [NAME OF VOTE 7]	1.6 <i>[Name of sub-vote]</i>	
Vote 8 - [NAME OF VOTE 8]	1.7 <i>[Name of sub-vote]</i>	
Vote 9 - [NAME OF VOTE 9]	1.8 <i>[Name of sub-vote]</i>	
Vote 10 - [NAME OF VOTE 10]	1.9 <i>[Name of sub-vote]</i>	
Vote 11 - [NAME OF VOTE 11]	1.10 <i>[Name of sub-vote]</i>	
Vote 12 - [NAME OF VOTE 12]	Vote 2 <b>Budget and Treasury</b>	
Vote 13 - [NAME OF VOTE 13]	2.1 <i>Budget and Treasury</i>	2.1 - Budget and Treasury
Vote 14 - [NAME OF VOTE 14]	2.2 <i>[Name of sub-vote]</i>	
Vote 15 - [NAME OF VOTE 15]	2.3 <i>[Name of sub-vote]</i>	
	2.4 <i>[Name of sub-vote]</i>	
	2.5 <i>[Name of sub-vote]</i>	
	2.6 <i>[Name of sub-vote]</i>	
	2.7 <i>[Name of sub-vote]</i>	
	2.8 <i>[Name of sub-vote]</i>	
	2.9 <i>[Name of sub-vote]</i>	
	2.10 <i>[Name of sub-vote]</i>	
	Vote 3 <b>Corporate Services</b>	
	3.1 <i>Corporate services admin and auxillary services</i>	3.1 - Corporate services admin and auxillary services
	3.2 <i>Human Resources</i>	3.2 - Human Resources
	3.3 <i>[Name of sub-vote]</i>	
	3.4 <i>[Name of sub-vote]</i>	
	3.5 <i>[Name of sub-vote]</i>	
	3.6 <i>[Name of sub-vote]</i>	
	3.7 <i>[Name of sub-vote]</i>	
	3.8 <i>[Name of sub-vote]</i>	
	3.9 <i>[Name of sub-vote]</i>	
	3.10 <i>[Name of sub-vote]</i>	
	Vote 4 <b>Community Services</b>	
	4.1 <i>Community Services Administration</i>	4.1 - Community Services Administration
	4.2 <i>Traffic and Protection Services</i>	4.2 - Traffic and Protection Services
	4.3 <i>Disaster Management</i>	4.3 - Disaster Management
	4.4 <i>Municipal Pound</i>	4.4 - Municipal Pound
	4.5 <i>Sportsfields</i>	4.5 - Sportsfields
	4.6 <i>Libraries</i>	4.6 - Libraries
	4.7 <i>Community Programmes</i>	4.7 - Community Programmes
	4.8 <i>LED and Tourism</i>	4.8 - LED and Tourism
	4.9 <i>[Name of sub-vote]</i>	
	4.10 <i>[Name of sub-vote]</i>	
	Vote 5 <b>Public Works and Basic Services</b>	
	5.1 <i>Roads</i>	5.1 - Roads
	5.2 <i>Housing</i>	5.2 - Housing
	5.3 <i>Waste Management</i>	5.3 - Waste Management
	5.4 <i>PMU</i>	5.4 - PMU
	5.5 <i>[Name of sub-vote]</i>	
	5.6 <i>[Name of sub-vote]</i>	
	5.7 <i>[Name of sub-vote]</i>	
	5.8 <i>[Name of sub-vote]</i>	
	5.9 <i>[Name of sub-vote]</i>	
	5.10 <i>[Name of sub-vote]</i>	
	Vote 6 <b>Planning and Development</b>	
	6.1 <i>Planning and Development</i>	6.1 - Planning and Development
	6.2 <i>[Name of sub-vote]</i>	
	6.3 <i>[Name of sub-vote]</i>	
	6.4 <i>[Name of sub-vote]</i>	
	6.5 <i>[Name of sub-vote]</i>	
	6.6 <i>[Name of sub-vote]</i>	
	6.7 <i>[Name of sub-vote]</i>	
	6.8 <i>[Name of sub-vote]</i>	
	6.9 <i>[Name of sub-vote]</i>	
	6.10 <i>[Name of sub-vote]</i>	



KZM438 Dr Nkosazana Dlamini Zuma - Contact Information

A. GENERAL INFORMATION		B. CONTACT INFORMATION	
Municipality	KZM438 Dr Nkosazana Dlamini Zuma	Postal address	
Grade	3	P.O. Box	P.O. Box 62
Province	Kwazulu-Natal	City / Town	Dargishton
Web Address	Kwazulu-Natal	Postal Code	3263
E-mail Address	www.nzd.gov.za	Street address	
C. POLITICAL LEADERSHIP		D. CONTACT INFORMATION	
Speaker		Building	Dr Nkosazana Dlamini Zuma Municipality building
ID Number	771215 5474 086	Street No. & Name	Main street
Title	M	City / Town	Dargishton
Name	Makuraz B Banda	Postal Code	3263
Telephone number	036 833 1038	General Contact	
Cell number	076 887 1183	Telephone number	039 833 1038
Fax number	036 833 1179	Fax number	039 833 1179
E-mail address	speaker@nzd.gov.za	E. POLITICAL LEADERSHIP	
Mayor/Executive Mayor:		Secretary/PA to the Mayor:	
ID Number	690617 0827 066	ID Number	890430032082
Title	M	Title	Miss
Name	Patros N Mkwabe	Name	N. Dlamini
Telephone number	039 833 1038	Telephone number	033 702 3000
Cell number	079 280 7707	Cell number	062 777 8503
Fax number	039 833 1179	Fax number	357221148
E-mail address	mkwabe@nzd.gov.za	E-mail address	n.dlamini@kwa-zulu-natal.gov.za
Deputy Mayor/Executive Mayor:		Secretary/PA to the Deputy Mayor/Executive Mayor:	
ID Number	830404 5729 081	ID Number	690106067089
Title	M	Title	Miss
Name	Phisoa P Shange	Name	Phisoa P Shange
Telephone number	039 833 1038	Telephone number	039 833 1038
Cell number	079 053 1183	Cell number	079 652 6868
Fax number	039 833 1179	Fax number	039 833 1038
E-mail address	deputymayor@nzd.gov.za	E-mail address	phisoa@nzd.gov.za
Municipal Manager:		Secretary/PA to the Municipal Manager:	
ID Number	690127 5882 087	ID Number	890719 0237 083
Title	M	Title	Miss
Name	Mosinyane G Van	Name	S. Mkhize
Telephone number	039 833 1038	Telephone number	039 833 1038
Cell number	079 676 8882	Cell number	060 383 2867
Fax number	039 833 1179	Fax number	039 833 1038
E-mail address	mm@nzd.gov.za	E-mail address	smkhize@nzd.gov.za
Chief Financial Officer:		Secretary/PA to the Chief Financial Officer:	
ID Number	848531 5488 087	ID Number	810349300000
Title	M	Title	Miss
Name	H. M. MZIMELA	Name	Phisoa P Shange
Telephone number	039 833 1038	Telephone number	039 833 1038
Cell number	079 544 0411	Cell number	0781793790
Fax number	039 833 1179	Fax number	039 833 1038
E-mail address	hmm@nzd.gov.za	E-mail address	smkhize@nzd.gov.za
Official responsible for submitting financial information:		Official responsible for submitting financial information:	
ID Number	810526 5730 086	ID Number	841018 0517 087
Title	M	Title	Miss
Name	Phisoa P Shange	Name	Nkosinika Khubisa
Telephone number	039 833 1038	Telephone number	039 833 1038
Cell number	079 600 1547	Cell number	072 770 0133
Fax number	039 833 1179	Fax number	039 833 1179
E-mail address	phisoa@nzd.gov.za	E-mail address	khubisa@nzd.gov.za
Official responsible for submitting financial information:		Official responsible for submitting financial information:	
ID Number	851245 5421 084	ID Number	0
Title	M	Title	0
Name	Shisoa Jali	Name	0
Telephone number	039 833 1038	Telephone number	0
Cell number	079 309 2105	Cell number	0
Fax number	039 833 1179	Fax number	0
E-mail address	0	E-mail address	0
Official responsible for submitting financial information:		Official responsible for submitting financial information:	
ID Number	0	ID Number	0
Title	0	Title	0
Name	0	Name	0
Telephone number	0	Telephone number	0
Cell number	0	Cell number	0
Fax number	0	Fax number	0
E-mail address	0	E-mail address	0
Official responsible for submitting financial information:		Official responsible for submitting financial information:	
ID Number	0	ID Number	0
Title	0	Title	0
Name	0	Name	0
Telephone number	0	Telephone number	0
Cell number	0	Cell number	0
Fax number	0	Fax number	0
E-mail address	0	E-mail address	0
Official responsible for submitting financial information:		Official responsible for submitting financial information:	
ID Number	0	ID Number	0
Title	0	Title	0
Name	0	Name	0
Telephone number	0	Telephone number	0
Cell number	0	Cell number	0
Fax number	0	Fax number	0
E-mail address	0	E-mail address	0
Official responsible for submitting financial information:		Official responsible for submitting financial information:	
ID Number	0	ID Number	0
Title	0	Title	0
Name	0	Name	0
Telephone number	0	Telephone number	0
Cell number	0	Cell number	0
Fax number	0	Fax number	0
E-mail address	0	E-mail address	0
Official responsible for submitting financial information:		Official responsible for submitting financial information:	
ID Number	0	ID Number	0
Title	0	Title	0
Name	0	Name	0
Telephone number	0	Telephone number	0
Cell number	0	Cell number	0
Fax number	0	Fax number	0
E-mail address	0	E-mail address	0

KZN436 Dr Nkosazana Dlamini Zuma - Table C1 Monthly Budget Statement Summary - M05 November

Description	Budget Year 2020/21								
	2019/20 Audited Outcome	Original Budget	Adjusted Budget	Monthly actual	YearTD actual	YearTD budget	YTD variance	YTD variance %	Full Year Forecast
<b>R thousands</b>									
<b>Financial Performance</b>									
Property rates	33,001	34,425	28,649	2,891	14,645	11,937	2,708	23%	28,649
Service charges	3,423	3,608	3,608	293	1,472	1,503	(31)	-2%	3,608
Investment revenue	8,172	8,090	8,090	263	1,988	3,371	(1,384)	-41%	8,090
Transfers and subsidies	135,794	143,638	168,273	1,248	63,899	70,114	(6,215)	-9%	168,273
Other own revenue	14,291	14,221	5,839	628	3,458	2,433	1,025	42%	7,039
<b>Total Revenue (excluding capital transfers and contributions)</b>	<b>194,682</b>	<b>203,982</b>	<b>214,459</b>	<b>5,323</b>	<b>85,460</b>	<b>89,358</b>	<b>(3,898)</b>	<b>-4%</b>	<b>215,659</b>
Employee costs	58,124	70,219	70,219	4,979	24,396	29,258	(4,862)	-17%	70,219
Remuneration of Councilors	11,598	11,901	11,901	966	4,832	4,969	(126)	-3%	11,901
Depreciation & asset impairment	27,599	41,625	41,625	3,706	12,767	17,344	(4,576)	-26%	41,625
Finance charges	177	291	291	5	110	121	(11)	-9%	291
Materials and bulk purchases	1,986	3,998	3,698	61	515	1,541	(1,026)	-67%	3,698
Transfers and subsidies	1,496	1,990	1,990	92	471	829	(359)	-43%	1,990
Other expenditure	68,784	73,251	77,815	3,792	16,235	32,418	(16,184)	-50%	77,815
<b>Total Expenditure</b>	<b>169,763</b>	<b>203,276</b>	<b>207,541</b>	<b>13,602</b>	<b>59,326</b>	<b>86,470</b>	<b>(27,144)</b>	<b>-31%</b>	<b>207,541</b>
<b>Surplus/(Deficit)</b>	<b>24,919</b>	<b>706</b>	<b>6,918</b>	<b>(8,280)</b>	<b>26,134</b>	<b>2,888</b>	<b>23,246</b>	<b>805%</b>	<b>8,118</b>
Transfers and subsidies - capital (monetary allocation)	31,240	26,989	26,989	1,358	2,349	11,245	(8,896)	-79%	26,989
Contributions & Contributed assets	-	-	-	-	-	-	-	-	-
<b>Surplus/(Deficit) after capital transfers &amp; contributions</b>	<b>56,159</b>	<b>27,695</b>	<b>33,907</b>	<b>(6,921)</b>	<b>28,483</b>	<b>14,133</b>	<b>14,350</b>	<b>102%</b>	<b>35,107</b>
Share of surplus/ (deficit) of associate	-	-	-	-	-	-	-	-	-
<b>Surplus/ (Deficit) for the year</b>	<b>56,159</b>	<b>27,695</b>	<b>33,907</b>	<b>(6,921)</b>	<b>28,483</b>	<b>14,133</b>	<b>14,350</b>	<b>102%</b>	<b>35,107</b>
<b>Capital expenditure &amp; funds sources</b>									
<b>Capital expenditure</b>	<b>77,287</b>	<b>101,077</b>	<b>119,671</b>	<b>1,492</b>	<b>13,469</b>	<b>49,855</b>	<b>(36,386)</b>	<b>-73%</b>	<b>119,671</b>
Capital transfers recognised	33,643	27,074	26,989	1,180	2,082	11,245	(9,163)	-81%	26,989
Public contributions & donations	-	-	-	-	-	-	-	-	-
Borrowing	-	-	-	-	-	-	-	-	-
Internally generated funds	44,242	74,003	92,682	312	11,387	38,610	(27,223)	-71%	92,682
<b>Total sources of capital funds</b>	<b>77,885</b>	<b>101,077</b>	<b>119,671</b>	<b>1,492</b>	<b>13,469</b>	<b>49,855</b>	<b>(36,386)</b>	<b>-73%</b>	<b>119,671</b>
<b>Financial position</b>									
Total current assets	11,110	96,446	116,468		107,756				111,668
Total non current assets	49,317	503,695	521,279		741				521,279
Total current liabilities	1,940	51,123	44,463		14,582				43,785
Total non current liabilities	815	17,397	17,397		-				17,397
<b>Community wealth/Equity</b>	<b>1,513</b>	<b>531,610</b>	<b>575,886</b>		<b>-</b>				<b>570,565</b>
<b>Cash flows</b>									
Net cash from (used) operating	(1,786)	66,006	80,877	(1,525)	61,127	(37,527)	(98,653)	263%	80,372
Net cash from (used) investing	(13,204)	(92,496)	(118,471)	-	0	(49,855)	(49,856)	100%	(118,471)
Net cash from (used) financing	515	(678)	(678)	5	21	-	(21)	#DIV/0!	(678)
<b>Cash/cash equivalents at the month/year end</b>	<b>(14,475)</b>	<b>81,823</b>	<b>83,414</b>	<b>-</b>	<b>61,148</b>	<b>34,303</b>	<b>(26,846)</b>	<b>-78%</b>	<b>(38,777)</b>
<b>Debtors &amp; creditors analysis</b>									
	<b>0-30 Days</b>	<b>31-60 Days</b>	<b>61-90 Days</b>	<b>91-120 Days</b>	<b>121-150 Dys</b>	<b>151-180 Dys</b>	<b>181 Dys-1 Yr</b>	<b>Over 1Yr</b>	<b>Total</b>
<b>Debtors Age Analysis</b>									
Total By Income Source	694	2,129	1,954	1,804	1,535	1,518	8,817	48,320	67,080
<b>Creditors Age Analysis</b>									
Total Creditors	5,176	-	-	-	-	-	1	46	5,223

## KZN436 Dr Nkosazana Dlamini Zuma - Table C2 Monthly Budget Statement - Financial Performance (functional classification) - M05 November

Description	Ref	2019/20	Budget Year 2020/21							
		Audited Outcome	Original Budget	Adjusted Budget	Monthly actual	YearTD actual	YearTD budget	YTD variance	YTD variance %	Full Year Forecast
R thousands										
1										
<b>Revenue - Functional</b>										
<b>Governance and administration</b>		180,758	191,341	202,802	3,965	80,445	84,501	(4,055)	-5%	202,802
Executive and council		-	-	-	-	-	-	-	-	-
Finance and administration		180,758	191,341	202,802	3,965	80,445	84,501	(4,055)	-5%	202,802
Internal audit		-	-	-	-	-	-	-	-	-
<b>Community and public safety</b>		11,307	6,397	5,413	322	1,815	2,255	(440)	-20%	5,413
Community and social services		10,051	3,804	3,804	313	1,620	1,585	35	2%	3,804
Sport and recreation:		95	-	-	-	-	-	-	-	-
Public safety		1,161	2,154	1,409	9	195	587	(392)	-67%	1,409
Housing		-	439	200	-	-	83	(83)	-100%	200
Health		-	-	-	-	-	-	-	-	-
<b>Economic and environmental services</b>		30,434	29,625	29,625	2,101	4,076	12,344	(8,267)	-67%	29,625
Planning and development		112	123	123	4	4	51	(47)	-91%	123
Road transport		30,322	29,502	29,502	2,097	4,072	12,292	(8,220)	-67%	29,502
Environmental protection		-	-	-	-	-	-	-	-	-
<b>Trading services</b>		3,423	3,608	3,608	293	1,472	1,503	(31)	-2%	3,608
Energy sources		-	-	-	-	-	-	-	-	-
Water management		-	-	-	-	-	-	-	-	-
Waste water management		-	-	-	-	-	-	-	-	-
Waste management		3,423	3,608	3,608	293	1,472	1,503	(31)	-2%	3,608
<b>Other</b>		-	-	-	-	-	-	-	-	-
<b>Total Revenue - Functional</b>	<b>4</b>	<b>225,922</b>	<b>230,971</b>	<b>241,448</b>	<b>6,681</b>	<b>87,810</b>	<b>100,603</b>	<b>(12,794)</b>	<b>-13%</b>	<b>241,448</b>
<b>Expenditure - Functional</b>										
<b>Governance and administration</b>		100,421	125,209	125,309	8,643	36,927	52,208	(15,280)	-29%	125,309
Executive and council		20,136	22,265	22,265	1,538	7,861	9,277	(1,416)	-15%	22,265
Finance and administration		79,160	101,411	101,511	7,004	28,707	42,292	(13,585)	-32%	101,511
Internal audit		1,125	1,532	1,532	101	360	638	(279)	-44%	1,532
<b>Community and public safety</b>		21,512	27,265	27,430	1,556	7,581	11,429	(3,848)	-34%	27,430
Community and social services		11,524	16,336	16,636	737	3,874	6,932	(3,058)	-44%	16,636
Sport and recreation		205	-	-	10	53	-	53	#DIV/0!	-
Public safety		9,525	10,169	10,021	788	3,495	4,175	(680)	-16%	10,021
Housing		258	760	521	21	129	217	(87)	-40%	521
Health		-	-	252	-	30	105	(75)	-71%	252
<b>Economic and environmental services</b>		27,833	39,982	39,982	1,696	10,202	16,659	(6,456)	-39%	39,982
Planning and development		6,714	17,661	17,661	338	2,478	7,359	(4,881)	-68%	17,661
Road transport		20,919	22,320	22,320	1,358	7,725	9,300	(1,575)	-17%	22,320
Environmental protection		-	-	-	-	-	-	-	-	-
<b>Trading services</b>		18,431	6,711	10,711	1,579	3,736	4,463	(727)	-16%	10,711
Energy sources		13,611	-	4,000	1,097	1,097	1,667	(569)	-34%	4,000
Water management		-	-	-	-	-	-	-	-	-
Waste water management		-	-	-	-	-	-	-	-	-
Waste management		4,820	6,711	6,711	481	2,638	2,796	(158)	-6%	6,711
<b>Other</b>		1,768	4,110	4,110	129	880	1,712	(833)	-49%	4,110
<b>Total Expenditure - Functional</b>	<b>3</b>	<b>189,763</b>	<b>203,276</b>	<b>207,541</b>	<b>13,602</b>	<b>59,326</b>	<b>86,470</b>	<b>(27,144)</b>	<b>-31%</b>	<b>207,541</b>
<b>Surplus/ (Deficit) for the year</b>		<b>56,159</b>	<b>27,695</b>	<b>33,907</b>	<b>(6,921)</b>	<b>28,483</b>	<b>14,133</b>	<b>14,350</b>	<b>102%</b>	<b>33,907</b>

**References**

- Government Finance Statistics Functions and Sub-functions are standardised to assist the compilation of national and international accounts for comparison purposes
- Total Revenue by functional classification must reconcile to Total Operating Revenue shown in the Financial Performance Statement
- Total Expenditure by functional classification must reconcile to total operating expenditure shown in Financial Performance Statement
- All amounts must be classified under a functional classification (modified GFS). The GFS function 'Other' is only for Abattoirs, Air Transport, Licensing and Regulation, Markets and Tourism - and if used must be supported by footnotes. Nothing else may be placed under 'Other'. Assign associate share to relevant classification





## KZN436 Dr Nkosazana Dlamini Zuma - Table C3 Monthly Budget Statement - Financial Performance (revenue and expenditure by municipal vote) - M05

Vote Description	Ref	2019/20	Budget Year 2020/21							
		Audited Outcome	Original Budget	Adjusted Budget	Monthly actual	YearTD actual	YearTD budget	YTD variance	YTD variance %	Full Year Forecast
<b>R thousands</b>										
<b>Revenue by Vote</b>	1									
Vote 1 - Executive and Council		-	-	-	-	-	-	-	-	-
Vote 2 - Budget and Treasury		180,739	191,236	202,697	3,965	80,445	84,457	(4,012)	-4.8%	202,697
Vote 3 - Corporate Services		20	105	105	-	-	44	(44)	-100.0%	105
Vote 4 - Community Services		15,522	9,566	8,821	616	2,364	3,676	(1,312)	-35.7%	8,821
Vote 5 - Public Works and Basic Services		29,530	29,941	29,702	2,096	3,796	12,376	(8,580)	-69.3%	29,702
Vote 6 - Planning and Development		112	123	123	4	4	51	(47)	-91.4%	123
Vote 7 - [NAME OF VOTE 7]		-	-	-	-	-	-	-	-	-
Vote 8 - [NAME OF VOTE 8]		-	-	-	-	-	-	-	-	-
Vote 9 - [NAME OF VOTE 9]		-	-	-	-	-	-	-	-	-
Vote 10 - [NAME OF VOTE 10]		-	-	-	-	-	-	-	-	-
Vote 11 - [NAME OF VOTE 11]		-	-	-	-	-	-	-	-	-
Vote 12 - [NAME OF VOTE 12]		-	-	-	-	-	-	-	-	-
Vote 13 - [NAME OF VOTE 13]		-	-	-	-	-	-	-	-	-
Vote 14 - [NAME OF VOTE 14]		-	-	-	-	-	-	-	-	-
Vote 15 - [NAME OF VOTE 15]		-	-	-	-	-	-	-	-	-
<b>Total Revenue by Vote</b>	2	<b>225,922</b>	<b>230,971</b>	<b>241,448</b>	<b>6,681</b>	<b>86,610</b>	<b>100,603</b>	<b>(13,984)</b>	<b>-13.9%</b>	<b>241,448</b>
<b>Expenditure by Vote</b>	1									
Vote 1 - Executive and Council		21,261	23,798	23,798	1,639	8,221	9,916	(1,695)	-17.1%	23,798
Vote 2 - Budget and Treasury		56,740	77,154	77,454	5,134	19,862	32,268	(12,406)	-38.4%	77,454
Vote 3 - Corporate Services		22,418	24,257	23,957	1,858	8,632	9,982	(1,150)	-11.5%	23,957
Vote 4 - Community Services		24,214	34,292	34,796	1,676	8,628	14,498	(5,870)	-40.5%	34,796
Vote 5 - Public Works and Basic Services		41,584	38,939	42,700	3,009	12,240	17,792	(5,552)	-31.2%	42,700
Vote 6 - Planning and Development		3,547	4,835	4,835	287	1,543	2,015	(471)	-23.4%	4,835
Vote 7 - [NAME OF VOTE 7]		-	-	-	-	-	-	-	-	-
Vote 8 - [NAME OF VOTE 8]		-	-	-	-	-	-	-	-	-
Vote 9 - [NAME OF VOTE 9]		-	-	-	-	-	-	-	-	-
Vote 10 - [NAME OF VOTE 10]		-	-	-	-	-	-	-	-	-
Vote 11 - [NAME OF VOTE 11]		-	-	-	-	-	-	-	-	-
Vote 12 - [NAME OF VOTE 12]		-	-	-	-	-	-	-	-	-
Vote 13 - [NAME OF VOTE 13]		-	-	-	-	-	-	-	-	-
Vote 14 - [NAME OF VOTE 14]		-	-	-	-	-	-	-	-	-
Vote 15 - [NAME OF VOTE 15]		-	-	-	-	-	-	-	-	-
<b>Total Expenditure by Vote</b>	2	<b>169,763</b>	<b>203,276</b>	<b>207,541</b>	<b>13,602</b>	<b>58,326</b>	<b>86,470</b>	<b>(27,144)</b>	<b>-31.4%</b>	<b>207,541</b>
<b>Surplus/ (Deficit) for the year</b>	2	<b>56,159</b>	<b>27,695</b>	<b>33,907</b>	<b>(6,921)</b>	<b>27,283</b>	<b>14,133</b>	<b>13,150</b>	<b>93.0%</b>	<b>33,907</b>









## KZN436 Dr Nkosazana Dlamini Zuma - Table C4 Monthly Budget Statement - Financial Performance (revenue and expenditure) - M05 November

Description	Ref	Budget Year 2020/21								
		2019/20 Audited Outcome	Original Budget	Adjusted Budget	Monthly actual	YearTD actual	YearTD budget	YTD variance	YTD variance %	Full Year Forecast
<b>R thousands</b>										
<b>Revenue By Source</b>										
Property rates		33,001	34,425	28,649	2,891	14,645	11,937	2,708	23%	28,649
Service charges - electricity revenue		-	-	-	-	-	-	-	-	-
Service charges - water revenue		-	-	-	-	-	-	-	-	-
Service charges - sanitation revenue		-	-	-	-	-	-	-	-	-
Service charges - refuse revenue		3,423	3,608	3,608	293	1,472	1,503	(31)	-2%	3,608
Service charges - other		-	-	-	-	-	-	-	-	-
Rental of facilities and equipment		836	831	831	74	363	346	16	5%	831
Interest earned - external investments		8,172	8,090	8,090	263	1,986	3,371	(1,384)	-41%	8,090
Interest earned - outstanding debtors		3,132	2,294	2,294	453	2,161	956	1,206	126%	2,294
Dividends received		-	-	-	-	-	-	-	-	-
Fines, penalties and forfeits		2,552	726	726	77	664	303	361	119%	726
Licences and permits		493	753	753	10	207	314	(107)	-34%	753
Agency services		-	32	32	-	-	13	(13)	-100%	32
Transfers and subsidies		135,794	143,638	168,273	1,248	63,899	70,114	(6,215)	-9%	168,273
Other revenue		487	1,004	1,004	14	64	418	(354)	-85%	1,004
Gains on disposal of PPE		6,791	8,581	200	-	-	83	(83)	-100%	1,400
<b>Total Revenue (excluding capital transfers and contributions)</b>		<b>194,682</b>	<b>203,982</b>	<b>214,459</b>	<b>5,323</b>	<b>85,460</b>	<b>89,358</b>	<b>(3,898)</b>	<b>-4%</b>	<b>215,659</b>
<b>Expenditure By Type</b>										
Employee related costs		58,124	70,219	70,219	4,979	24,396	29,258	(4,862)	-17%	70,219
Remuneration of councillors		11,598	11,901	11,901	966	4,832	4,959	(126)	-3%	11,901
Debt impairment		9,333	11,060	11,060	-	-	4,608	(4,608)	-100%	11,060
Depreciation & asset impairment		27,599	41,625	41,625	3,706	12,767	17,344	(4,576)	-26%	41,625
Finance charges		177	291	291	5	110	121	(11)	-9%	291
Bulk purchases		-	-	-	-	-	-	-	-	-
Other materials		1,986	3,998	3,698	61	515	1,541	(1,026)	-67%	3,698
Contracted services		34,836	33,860	37,963	2,455	8,213	15,818	(7,605)	-48%	37,963
Transfers and subsidies		1,496	1,990	1,990	92	471	829	(359)	-43%	1,990
Other expenditure		24,614	28,331	28,792	1,338	8,022	11,992	(3,970)	-33%	28,792
Loss on disposal of PPE		-	-	-	-	-	-	-	-	-
<b>Total Expenditure</b>		<b>169,763</b>	<b>203,276</b>	<b>207,541</b>	<b>13,602</b>	<b>59,326</b>	<b>86,470</b>	<b>(27,144)</b>	<b>-31%</b>	<b>207,541</b>
<b>Surplus/(Deficit)</b>		<b>24,919</b>	<b>706</b>	<b>6,918</b>	<b>(8,280)</b>	<b>26,134</b>	<b>2,888</b>	<b>23,246</b>	<b>0</b>	<b>8,118</b>
Transfers and subsidies - capital (monetary allocations) (National / Provincial and District)		31,240	26,989	26,989	1,358	2,349	11,245	(8,896)	(0)	26,989
Transfers and subsidies - capital (monetary allocations) (National / Provincial Departmental Agencies, Households, Non-profit Institutions, Private Enterprises, Public Corporations, Higher Educational Institutions)		-	-	-	-	-	-	-	-	-
Transfers and subsidies - capital (in-kind - all)		-	-	-	-	-	-	-	-	-
<b>Surplus/(Deficit) after capital transfers &amp; contributions</b>		<b>56,159</b>	<b>27,695</b>	<b>33,907</b>	<b>(6,921)</b>	<b>28,483</b>	<b>14,133</b>			<b>35,107</b>
Taxation		-	-	-	-	-	-	-	-	-
<b>Surplus/(Deficit) after taxation</b>		<b>56,159</b>	<b>27,695</b>	<b>33,907</b>	<b>(6,921)</b>	<b>28,483</b>	<b>14,133</b>			<b>35,107</b>
Attributable to minorities		-	-	-	-	-	-	-	-	-
<b>Surplus/(Deficit) attributable to municipality</b>		<b>56,159</b>	<b>27,695</b>	<b>33,907</b>	<b>(6,921)</b>	<b>28,483</b>	<b>14,133</b>			<b>35,107</b>
Share of surplus/ (deficit) of associate		-	-	-	-	-	-	-	-	-
<b>Surplus/ (Deficit) for the year</b>		<b>56,159</b>	<b>27,695</b>	<b>33,907</b>	<b>(6,921)</b>	<b>28,483</b>	<b>14,133</b>			<b>35,107</b>

References

1. Material variances to be explained on Table SC1

<b>Total Revenue</b>	<b>225,922</b>	<b>230,971</b>	<b>241,448</b>	<b>6,681</b>	<b>87,810</b>	<b>100,603</b>	<b>(12,794)</b>		<b>242,648</b>
----------------------	----------------	----------------	----------------	--------------	---------------	----------------	-----------------	--	----------------

## KZN436 Dr Nkosazana Dlamini Zuma - Table C5 Monthly Budget Statement - Capital Expenditure (municipal vote, functional classification and funding) - M05 November

Vote Description	Ref	2019/20			Budget Year 2020/21					
		Audited Outcome	Original Budget	Adjusted Budget	Monthly actual	YearTD actual	YearTD budget	YTD variance	YTD variance %	Full Year Forecast
<b>R thousands</b>										
<b>Multi-Year expenditure appropriation</b>	1									
Vote 1 - Executive and Council	2	-	-	-	-	-	-	-	-	-
Vote 2 - Budget and Treasury		-	-	-	-	-	-	-	-	-
Vote 3 - Corporate Services		-	-	-	-	-	-	-	-	-
Vote 4 - Community Services		1,980	-	7,000	-	-	2,917	(2,917)	-100%	7,000
Vote 5 - Public Works and Basic Services		21,920	26,290	41,290	4	1,296	17,264	(15,908)	-92%	41,290
Vote 6 - Planning and Development		-	-	-	-	-	-	-	-	-
Vote 7 - [NAME OF VOTE 7]		-	-	-	-	-	-	-	-	-
Vote 8 - [NAME OF VOTE 8]		-	-	-	-	-	-	-	-	-
Vote 9 - [NAME OF VOTE 9]		-	-	-	-	-	-	-	-	-
Vote 10 - [NAME OF VOTE 10]		-	-	-	-	-	-	-	-	-
Vote 11 - [NAME OF VOTE 11]		-	-	-	-	-	-	-	-	-
Vote 12 - [NAME OF VOTE 12]		-	-	-	-	-	-	-	-	-
Vote 13 - [NAME OF VOTE 13]		-	-	-	-	-	-	-	-	-
Vote 14 - [NAME OF VOTE 14]		-	-	-	-	-	-	-	-	-
Vote 15 - [NAME OF VOTE 15]		-	-	-	-	-	-	-	-	-
<b>Total Capital Multi-year expenditure</b>	4,7	<b>23,900</b>	<b>26,290</b>	<b>48,290</b>	<b>4</b>	<b>1,296</b>	<b>20,121</b>	<b>(18,825)</b>	<b>-94%</b>	<b>48,290</b>
<b>Single Year expenditure appropriation</b>	2									
Vote 1 - Executive and Council		177	577	577	25	73	240	(167)	-70%	577
Vote 2 - Budget and Treasury		780	360	360	26	292	150	142	95%	360
Vote 3 - Corporate Services		1,071	691	691	-	27	288	(261)	-91%	691
Vote 4 - Community Services		6,902	10,276	6,869	119	939	2,862	(1,923)	-67%	6,869
Vote 5 - Public Works and Basic Services		44,430	62,753	62,753	1,296	10,776	26,140	(15,364)	-59%	62,753
Vote 6 - Planning and Development		29	130	130	22	66	54	11	21%	130
Vote 7 - [NAME OF VOTE 7]		-	-	-	-	-	-	-	-	-
Vote 8 - [NAME OF VOTE 8]		-	-	-	-	-	-	-	-	-
Vote 9 - [NAME OF VOTE 9]		-	-	-	-	-	-	-	-	-
Vote 10 - [NAME OF VOTE 10]		-	-	-	-	-	-	-	-	-
Vote 11 - [NAME OF VOTE 11]		-	-	-	-	-	-	-	-	-
Vote 12 - [NAME OF VOTE 12]		-	-	-	-	-	-	-	-	-
Vote 13 - [NAME OF VOTE 13]		-	-	-	-	-	-	-	-	-
Vote 14 - [NAME OF VOTE 14]		-	-	-	-	-	-	-	-	-
Vote 15 - [NAME OF VOTE 15]		-	-	-	-	-	-	-	-	-
<b>Total Capital single-year expenditure</b>	4	<b>53,387</b>	<b>74,787</b>	<b>71,381</b>	<b>1,488</b>	<b>12,173</b>	<b>29,734</b>	<b>(17,562)</b>	<b>-59%</b>	<b>71,381</b>
<b>Total Capital Expenditure</b>	3	<b>77,287</b>	<b>101,077</b>	<b>119,671</b>	<b>1,492</b>	<b>13,469</b>	<b>49,855</b>	<b>(36,386)</b>	<b>-73%</b>	<b>119,671</b>
<b>Capital Expenditure - Functional Classification</b>										
<b>Government and administration</b>		<b>2,027</b>	<b>2,376</b>	<b>2,376</b>	<b>52</b>	<b>392</b>	<b>990</b>	<b>(598)</b>	<b>-60%</b>	<b>2,376</b>
Executive and council		177	577	577	25	73	240	(167)	-70%	577
Finance and administration		1,850	1,799	1,799	26	319	750	(431)	-57%	1,799
Internal audit		-	-	-	-	-	-	-	-	-
<b>Community and public safety</b>		<b>9,074</b>	<b>10,826</b>	<b>14,419</b>	<b>119</b>	<b>939</b>	<b>6,008</b>	<b>(5,069)</b>	<b>-84%</b>	<b>14,419</b>
Community and social services		2,893	1,816	1,816	26	126	757	(631)	-83%	1,816
Sport and recreation		-	-	-	-	-	-	-	-	-
Public safety		6,181	9,010	12,603	93	813	5,251	(4,438)	-85%	12,603
Housing		-	-	-	-	-	-	-	-	-
Health		-	-	-	-	-	-	-	-	-
<b>Economic and environmental services</b>		<b>66,186</b>	<b>87,876</b>	<b>102,876</b>	<b>1,321</b>	<b>12,138</b>	<b>42,857</b>	<b>(30,719)</b>	<b>-72%</b>	<b>102,876</b>
Planning and development		65,988	83,384	98,384	1,242	12,059	40,986	(28,927)	-71%	98,384
Road transport		198	4,491	4,491	79	79	1,871	(1,793)	-96%	4,491
Environmental protection		-	-	-	-	-	-	-	-	-
<b>Trading services</b>		<b>-</b>	<b>-</b>	<b>-</b>	<b>-</b>	<b>-</b>	<b>-</b>	<b>-</b>	<b>-</b>	<b>-</b>
Energy sources		-	-	-	-	-	-	-	-	-
Water management		-	-	-	-	-	-	-	-	-
Waste water management		-	-	-	-	-	-	-	-	-
Waste management		-	-	-	-	-	-	-	-	-
Other		-	-	-	-	-	-	-	-	-
<b>Total Capital Expenditure - Functional Classification</b>	3	<b>77,287</b>	<b>101,077</b>	<b>119,671</b>	<b>1,492</b>	<b>13,469</b>	<b>49,855</b>	<b>(36,386)</b>	<b>-73%</b>	<b>119,671</b>
<b>Funded by:</b>										
National Government		32,067	26,989	26,989	1,221	2,082	11,245	(9,163)	-81%	26,989
Provincial Government		1,576	85	-	(41)	-	-	-	-	-
District Municipality		-	-	-	-	-	-	-	-	-
Other transfers and grants		-	-	-	-	-	-	-	-	-
<b>Transfers recognised - capital</b>		<b>33,643</b>	<b>27,074</b>	<b>26,989</b>	<b>1,180</b>	<b>2,082</b>	<b>11,245</b>	<b>(9,163)</b>	<b>-81%</b>	<b>26,989</b>
Public contributions & donations	5	-	-	-	-	-	-	-	-	-
Borrowing	6	-	-	-	-	-	-	-	-	-
Internally generated funds		44,242	74,003	92,682	312	11,387	38,610	(27,223)	-71%	92,682
<b>Total Capital Funding</b>		<b>77,885</b>	<b>101,077</b>	<b>119,671</b>	<b>1,492</b>	<b>13,469</b>	<b>49,855</b>	<b>(36,386)</b>	<b>-73%</b>	<b>119,671</b>

**References**

- Municipalities may choose to appropriate for capital expenditure for three years or for one year (if one year appropriation projected expenditure required for yr2 and yr3).
- Include capital component of PPP unitary payment
- Capital expenditure by functional classification must reconcile to the total of multi-year and single year appropriations
- Include expenditure on investment property, intangible and biological assets
- Must reconcile to Monthly Budget Statement Financial Performance (revenue and expenditure)
- Includes finance leases and PPP capital funding component of unitary payment - total borrowing/repayments to reconcile to changes in Table SA17

November

Vote Description	Ref	Budget Year 2020/21								
		2019/20	Original Budget	Adjusted Budget	Monthly actual	YearTD actual	YearTD budget	YTD variance	YTD variance %	Full Year Forecast
R thousand		Audited Outcome								
<b>Capital expenditure - Municipal Vote</b>										
<b>Expenditure of multi-year capital appropriation</b>										
Vote 1 - Executive and Council	1	-	-	-	-	-	-	-	-	-
1.1 - Municipal Manager and Council		-	-	-	-	-	-	-	-	-
1.2 - Internal Audit		-	-	-	-	-	-	-	-	-
<b>Vote 2 - Budget and Treasury</b>										
2.1 - Budget and Treasury		-	-	-	-	-	-	-	-	-
<b>Vote 3 - Corporate Services</b>										
3.1 - Corporate services admin and auxiliary services		-	-	-	-	-	-	-	-	-
3.2 - Human Resources		-	-	-	-	-	-	-	-	-
<b>Vote 4 - Community Services</b>										
4.1 - Community Services Administration		1,980	-	7,000	-	-	2,917	(2,917)	-100%	7,000
4.2 - Traffic and Protection Services		-	-	-	-	-	-	-	-	-
4.3 - Disaster Management		-	-	7,000	-	-	2,917	(2,917)	-100%	7,000
4.4 - Municipal Pound		-	-	-	-	-	-	-	-	-
4.5 - Sportsfields		-	-	-	-	-	-	-	-	-
4.6 - Libraries		1,980	-	-	-	-	-	-	-	-
4.7 - Community Programmes		-	-	-	-	-	-	-	-	-
4.8 - LED and Tourism		-	-	-	-	-	-	-	-	-
<b>Vote 5 - Public Works and Basic Services</b>										
5.1 - Roads		21,820	28,280	41,290	4	1,296	17,204	(15,908)	-92%	41,290
5.1 - Roads		3,913	6,679	21,679	4	1,296	9,033	(7,737)	-86%	21,679
5.2 - Housing		-	-	-	-	-	-	-	-	-
5.3 - Waste Management		-	-	-	-	-	-	-	-	-
5.4 - PMU		18,007	19,611	19,611	-	-	8,171	(8,171)	-100%	19,611
<b>Vote 6 - Planning and Development</b>										
6.1 - Planning and Development		-	-	-	-	-	-	-	-	-
<b>Total multi-year capital expenditure</b>		<b>23,900</b>	<b>26,280</b>	<b>48,290</b>	<b>4</b>	<b>1,296</b>	<b>20,121</b>	<b>(18,825)</b>	<b>-94%</b>	<b>48,290</b>



## KZN436 Dr Nkosazana Dlamini Zuma - Table C6 Monthly Budget Statement - Financial Position - M05 November

Description	Ref	2018/20	Budget Year 2020/21			
		Audited Outcome	Original Budget	Adjusted Budget	YearTD actual	Full Year Forecast
<b>R thousands</b>	<b>1</b>					
<b>ASSETS</b>						
<b>Current assets</b>						
Cash		29,601	5,822	13,138	70,022	13,659
Call Investment deposits		(27,083)	56,361	70,275	31,499	64,953
Consumer debtors		9,119	30,058	28,720	4,917	28,720
Other debtors		(527)	4,205	4,335	1,318	4,335
Current portion of long-term receivables		-	-	-	-	-
Inventory		0	-	-	-	-
<b>Total current assets</b>		<b>11,110</b>	<b>96,446</b>	<b>116,468</b>	<b>107,756</b>	<b>111,668</b>
<b>Non current assets</b>						
Long-term receivables		-	-	-	-	-
Investments		-	-	-	-	-
Investment property		111	20,300	20,300	-	20,300
Investments in Associate		-	-	-	-	-
Property, plant and equipment		49,225	483,291	500,884	721	500,884
Agricultural		-	-	-	-	-
Biological assets		-	-	-	-	-
Intangible assets		(19)	35	35	20	35
Other non-current assets		-	60	60	-	60
<b>Total non current assets</b>		<b>49,317</b>	<b>503,685</b>	<b>521,279</b>	<b>741</b>	<b>521,279</b>
<b>TOTAL ASSETS</b>		<b>60,427</b>	<b>600,131</b>	<b>637,747</b>	<b>108,496</b>	<b>632,947</b>
<b>LIABILITIES</b>						
<b>Current liabilities</b>						
Bank overdraft		-	-	-	-	-
Borrowing		(308)	678	969	118	290
Consumer deposits		4	6	6	2	6
Trade and other payables		916	44,027	37,076	14,461	37,076
Provisions		1,329	6,412	6,412	-	6,412
<b>Total current liabilities</b>		<b>1,940</b>	<b>51,123</b>	<b>44,463</b>	<b>14,582</b>	<b>43,785</b>
<b>Non current liabilities</b>						
Borrowing		(370)	540	540	-	540
Provisions		1,184	16,857	16,857	-	16,857
<b>Total non current liabilities</b>		<b>815</b>	<b>17,397</b>	<b>17,397</b>	<b>-</b>	<b>17,397</b>
<b>TOTAL LIABILITIES</b>		<b>2,755</b>	<b>68,521</b>	<b>61,861</b>	<b>14,582</b>	<b>61,182</b>
<b>NET ASSETS</b>	<b>2</b>	<b>57,672</b>	<b>531,610</b>	<b>575,886</b>	<b>93,915</b>	<b>571,765</b>
<b>COMMUNITY WEALTH/EQUITY</b>						
Accumulated Surplus/(Deficit)		1,513	526,783	571,060	-	565,738
Reserves		-	4,827	4,827	-	4,827
<b>TOTAL COMMUNITY WEALTH/EQUITY</b>	<b>2</b>	<b>1,513</b>	<b>531,610</b>	<b>575,886</b>	<b>-</b>	<b>570,565</b>

References

1. Material variances to be explained in Table SC1
2. Total Assets must balance with Total Liabilities
3. Net Assets must balance with Total Community Wealth/Equity

## KZN436 Dr Nkosazana Dlamini Zuma - Table C7 Monthly Budget Statement - Cash Flow - M05 November

Description	Ref	2019/20	Budget Year 2020/21							
		Audited Outcome	Original Budget	Adjusted Budget	Monthly actual	YearTD actual	YearTD budget	YTD variance	YTD variance %	Full Year Forecast
<b>R thousands</b>	1									
<b>CASH FLOW FROM OPERATING ACTIVITIES</b>										
<b>Receipts</b>										
Property rates		13,189	24,575	20,054	2,054	8,773	8,366	417	5%	20,054
Service charges		4,820	2,706	2,789	164	943	930	13	1%	2,789
Other revenue		-	3,164	3,034	(19,952)	442	1,264	(822)	-65%	3,034
Government - operating		110,392	150,668	174,273	26,090	86,455	2,500	83,955	3358%	174,273
Government - capital		-	26,989	26,989	-	11,000	11,245	(245)	-2%	26,989
Interest		-	8,090	8,090	15	74	2,697	(2,623)	-97%	8,090
Dividends		-	-	-	-	-	-	-		-
<b>Payments</b>										
Suppliers and employees		(128,493)	(147,804)	(152,070)	(9,799)	(45,978)	(63,568)	(17,589)	28%	(152,575)
Finance charges		(177)	(291)	(291)	(5)	(110)	(121)	(11)	9%	(291)
Transfers and Grants		(1,496)	(1,990)	(1,990)	(92)	(471)	(829)	(359)	43%	(1,990)
<b>NET CASH FROM/(USED) OPERATING ACTIVITIES</b>		<b>(1,786)</b>	<b>88,008</b>	<b>80,877</b>	<b>(1,525)</b>	<b>61,127</b>	<b>(37,527)</b>	<b>(98,653)</b>	<b>283%</b>	<b>80,372</b>
<b>CASH FLOWS FROM INVESTING ACTIVITIES</b>										
<b>Receipts</b>										
Proceeds on disposal of PPE		-	8,581	1,200	-	-	-	-		1,200
Decrease (Increase) in non-current debtors		-	-	-	-	-	-	-		-
Decrease (Increase) other non-current receivables		-	-	-	-	-	-	-		-
Decrease (Increase) in non-current investments		-	-	-	-	-	-	-		-
<b>Payments</b>										
Capital assets		(13,204)	(101,077)	(119,671)	-	0	(49,855)	(49,856)	100%	(119,671)
<b>NET CASH FROM/(USED) INVESTING ACTIVITIES</b>		<b>(13,204)</b>	<b>(92,496)</b>	<b>(118,471)</b>	<b>-</b>	<b>0</b>	<b>(49,855)</b>	<b>(49,856)</b>	<b>100%</b>	<b>(118,471)</b>
<b>CASH FLOWS FROM FINANCING ACTIVITIES</b>										
<b>Receipts</b>										
Short term loans		-	-	-	-	-	-	-		-
Borrowing long term/refinancing		-	-	-	-	-	-	-		-
Increase (decrease) in consumer deposits		4	-	-	-	(2)	-	(2)	0%	-
<b>Payments</b>										
Repayment of borrowing		511	(678)	(678)	5	24	-	(24)	0%	(678)
<b>NET CASH FROM/(USED) FINANCING ACTIVITIES</b>		<b>515</b>	<b>(678)</b>	<b>(678)</b>	<b>5</b>	<b>21</b>	<b>-</b>	<b>(21)</b>	<b>0%</b>	<b>(678)</b>
<b>NET INCREASE/ (DECREASE) IN CASH HELD</b>		<b>(14,475)</b>	<b>(27,188)</b>	<b>(38,272)</b>	<b>(1,520)</b>	<b>61,148</b>	<b>(87,382)</b>			<b>(38,777)</b>
Cash/cash equivalents at beginning:		-	88,790	121,685			121,685			-
Cash/cash equivalents at month/year end:		(14,475)	61,602	83,413		61,148	34,303			(38,777)

References

1. Material variances to be explained in Table SC1





## Quality Certificate

I, NC Vezi Municipal Manager of the Dr Nkosazana Dlamini Zuma Municipality, hereby certify that the monthly preliminary report on the implementation of the budget and financial state affairs of the municipality for the month of November 2020 financial year has been prepared in accordance with the Municipal Finance Management Act and regulations made under that Act.

Print Name: N C Vezi

Municipal Manager of Dr Nkosazana Dlamini Zuma Municipality, KZN436

Signature: \_\_\_\_\_

Date: 07-12-2020

**viii) COMPLIANCE CHECKLIST ON SECTION 75 REPORT FOR JANUARY 2020****Information to be placed on websites of the Municipality****The following information is included into our website as per section 75 of the MFMA**

1) The accounting officer of a municipality must place on the website referred to in section 21A of the Municipal Systems Act the following documents of the municipality:

- b) All budget-related policies;
- c) The annual report;
- d) All performance agreements required in terms of section 57(1) (b) of the Municipal Systems Act
- e) All service delivery agreements
- f) All supply chain management contracts above a prescribed value;
- g) An information statement containing a list of assets over a prescribed value that have been disposed of in terms of section 14(2) or (4) during the previous quarter;
- h) All quarterly reports tabled in the council in terms of section 52(d);
- i) Any other documents that must be placed on the website in terms of this Act or any other applicable legislation, or as may be prescribed.

Prepared by: S. Jali

Date: 07-12-2020

Reviewed by:



Date: 07-12-2020



**Monthly Salaries Report**

33/11/2020

**1. Purpose**

To inform the Executive Council of the salaries and wages expenditure for the month of November 2020 terms of Section 66 of the Municipal Finance Management Act Guidance

**2. OVERVIEW OF NOVEMBER 2020 SALARIES AND WAGES**

2.1 Salaries and Wages for the month of November 2020

DESCRIPTION	ORIGINAL BUDGET	MONTHLY BUDGET	MONTH ACTUAL	YTD ACTUAL	MONTHLY % SPENT	YTD % SPEND
SALARIES	51 183 139.00	4 265 261.58	3 991 898.64	19 309 003.58	94%	38%
EPWP	2 513 000.00	209 416.67	326 608.38	1 366 624.73	156%	54%
LONG SERVICE AWARD	156 750.00	13 062.50			0%	0%
TRAVEL ALLOWANCES	470 625.00	39 218.75	27 500.00	137 500.00	70%	29%
ABSENT						
LEAVE PAY	348 271.00	29 022.58			0%	0%
STANDBY	661 409.00	55 117.42			0%	0%
OVERTIME	1 343 780.00	111 981.67	118 101.42	440 226.30	105%	33%
PENSION FUND CONTRIBUTION	7 057 536.00	588 128.00	542 807.94	2 600 892.53	92%	37%
BONUS	3 979 186.00	331 598.83			0%	0%
HOUSING SUBSIDY	480 998.00	40 083.17	16 117.00	72 868.92	40%	15%
COUNCILLOR'S SALARY ALLOWANCE	8 255 792.00	687 982.67	673 413.54	3 367 067.70	98%	41%
COUNCILLOR'S TRAVEL ALLOWANCE	1 368 075.00	114 006.25	90 670.49	453 352.45	80%	33%
COUNCILLOR'S CELL PHONE ALLOWANCE	1 368 075.00	114 006.25	107 300.00	536 500.00	94%	39%
CONCILLOR'S PENSION	1 165 657.00	97 138.08	95 081.05	475 405.25	98%	41%
UIF	391 259.00	32 604.92	33 475.12	158 091.30	103%	40%
SDL	917 042.00	76 420.17	48 387.63	145 087.92	63%	16%
MEDICAL AID CONTRIBUTION	2 970 910.00	247 575.83	231 306.92	1 127 527.30	93%	38%
BARGAIN COUNCIL LEVIES	31 111.00	2 592.58	2 187.90	10 533.60	84%	34%
<b>TOTAL</b>	<b>84 662 615.00</b>	<b>7 055 217.92</b>	<b>6 304 856.03</b>	<b>30 679 622.89</b>	<b>89%</b>	<b>36%</b>

The above excludes Substance and travel

Prepared By:  .....

Date: 27/12/20

Reviewed By:  .....

Date: .....





**EXPENDITURE MANAGEMENT REPORT FOR NOVEMBER 2020**

<b>AUTHOR</b>	:	Chief Financial Officer
Levels	:	1 <sup>st</sup> Level –MANCO
	:	2 <sup>ND</sup> Level- Committee
	:	3 <sup>RD</sup> Level-Exco
	:	4 <sup>th</sup> Level-Council

**2. PURPOSE**

To report to the committee on the payments made during NOVEMBER 2020

**3. LEGAL REQUIREMENTS**

- MFMA Act NO .56 of 2003

**4. BACKGROUND AND REASONING**

The accounting officer of a municipality is responsible for the management of the expenditure of the municipality. The accounting officer must take all reasonable steps to ensure that the municipality has and maintains an effective system of expenditure control, including procedures for approval, authorisation, withdrawal and payments of funds

The accounting officer must also make sure that the municipality has and maintains a system of internal control in respect of creditors and payments, that payments by the municipality are made directly to the person to whom it is due unless agreed otherwise for reasons as may be prescribed, and that all money owing by the municipality be paid within 30 days of receiving the relevant invoice or statement, unless prescribed otherwise for certain categories of expenditure.

**5. FINANCIAL IMPLICATIONS**

No financial implications

**6. STAFF IMPLICATIONS**

No staff implications

**7. Annexures**

- Payment listing DR Nkosazana Dlamini Zuma Municipality
- Top ten creditors
- Compliance percentage
- List of FBE beneficiaries

**8. RECOMMENDATIONS**

That this report noted by the committee

LIST OF PAYMENTS MADE IN THE MONTH OF NOVEMBER 2020

PAYMENT NUMBER	SUPPLIER NAME	DESCRIPTION	AMOUNT	DATE OF INVOICE	PAYMENT DATE	COMPLIANCE	COMMENTS
501	Charterd Institute of Government Finance Audit	MISCOA Budget Training for Ms NA Khuboni	1 298.00	2020/11/09	2020/11/14	YES	
502	Igoda Project Pty Ltd	Greater Donnybrook Ph2 Certificates Retention Paid	22 017.18	2020/11/03	2020/11/14	YES	
503	Magubane Plant and Contractors	Dumabazwe Sportfield Certificate9 Retention Paid	934 092.12	2020/11/05	2020/11/14	YES	
504	Igoda Project Pty Ltd	Greater Stearns Ph2 Certificates Retention Paid	23 200.16	2020/11/03	2020/11/14	YES	
505	Umzukulu Ka Stabudu Trading	Catering for 100 people attending 1st Round of IDP/Budget/PMS/ISDF- 2021/2022 Roadshows	8 500.00	2020/11/02	2020/11/14	YES	
506	Shernuntu and Son's	Off-loading of Septic Tank at Creighton Main Office	8 000.00	2020/11/02	2020/11/14	YES	
507	Siphjo Glad Construction and General	Underberg Taxi Rank Certificate7 Retention Paid	219 350.71	2020/11/02	2020/11/14	YES	
508	Masakhekulunge Project Managers	Mwalela Sportfield Certificate7	93 205.34	2020/11/02	2020/11/14	YES	
509	Eve-zeza Trading and Project	Boom Machine for sweeping leaves for all Centres	22 000.00	2020/11/02	2020/11/14	YES	
510	Lulama B Hlangwa	Overtime for Mr L.B Hlangwa Finance Intern	3 524.04	2020/10/30	2020/11/14	YES	
511	Creighton Service Station	200L Fire Petrol for Creighton, Donnybrook and Himeville Area	6 363.87	2020/11/02	2020/11/14	YES	
512	South African Council of Planners	Membership Fees for Mr S Gwala	955.00	2020/11/04	2020/11/14	YES	
513	Simedric Construction and Protect	6x25 Chemical for Fire Fighting Flammable Liquids, 10x25L for Car Wash and Wax and 30kg Absorbent Blozob for Oil Spillage	28 200.00	2020/11/02	2020/11/14	YES	
514	Ikhnenani Lethu	Hiring of 100 Seater Tent and 2 Mobile Toilets for Sanitization Program in Ward 13	6 200.00	2020/11/03	2020/11/14	YES	
515	Gugube Holdings (Pty)Ltd	Catering for 100 people attending 1st Round of IDP/Budget/PMS/ISDF 2021/2022	8 500.00	2020/11/02	2020/11/14	YES	
517	Afumenwe Construction and Protect	Installation of Signage Boards with Galvanised Poles	25 600.00	2020/11/02	2020/11/14	YES	
518	Anvision Computers	Laptop, Ms Office and Laptop Bag for Business Licensing Officer	25 081.00	2020/11/03	2020/11/14	YES	
519	Mbusiba Trading	Supply and Delivery of Sanitizer Spray Bottle for Covid19 Diseases and Refreshments for Corporate Services	9 670.00	2020/11/03	2020/11/14	YES	
520	Eskom old main road library 5403179203	Electricity for November Statement	9 501.66	2020/11/02	2020/11/14	YES	
521	Eskom Himeville area	Electricity for November Statement	5 961.79	2020/11/02	2020/11/14	YES	
522	Eskom Underberg taxi rank	Electricity for November Statement	4 380.21	2020/11/02	2020/11/14	YES	
523	Eskom Lot 178 Himeville Travel Agency	Electricity for November Statement	5 892.77	2020/11/02	2020/11/14	YES	
524	Go Mobile Projects	Laptop, Microsoft Office and a Laptop Back Pack for Miss P.N Dlamini and Laptop, Microsoft Office for Gender and Human Right Officer.	52 265.00	2020/11/02	2020/11/14	YES	
525	Earlyworks 266 (Pty) Ltd	Supply and Delivery of Stationery: Paper roll Surecolor T6200, HP Desinglet T830, Toners for Hp Laserjet and Pyslip 500, Black/Red/Green Files and Black Pens and Laptop and Microsoft Office for Mrs NN Vakalisa	56 533.85	2020/11/02	2020/11/14	YES	
526	Xaba M.A	Tyre Repair for Municipal Vehicle	1 950.00	2020/11/05	2020/11/14	YES	
527	NASHUA	Telephone Fees for October	33 623.32	2020/11/04	2020/11/14	YES	
528	Harry Gwala	Water Fees for October	13 046.78	2020/11/02	2020/11/14	YES	
529	Inside data	Laser Print and Mail for September Statement and Courier Charges for October	8 538.21	2020/11/02	2020/11/14	YES	
530	South African Council of Planners	Membership Fees for Mr P Sosibo	465.00	2020/11/04	2020/11/14	YES	
531	Evaluation Enhance Property	Supplementary Roll and VRMS for October	21 429.10	2020/11/04	2020/11/14	YES	
532	Alcohol Breathalysers	Medi-wipes for Employees during Pandemic Covid 19 Disease	20 300.49	2020/11/04	2020/11/14	YES	
533	Konica Minolta	Photocopying and Printing for October	59 417.73	2020/11/04	2020/11/14	YES	
534	Government Printing Works	Adert for 2020/2021 Municipal Special Adjustment Budget and IDP	11 601.20	2020/11/04	2020/11/14	YES	
535	The Don Ira Family	November Rental for Himeville Offices	4 415.09	2020/11/05	2020/11/14	YES	
536	Telkom	Telephone Fees for October Statement	2 195.75	2020/11/02	2020/11/14	YES	
537	Eskom: Free Basic Electricity	FBE for November Statement	105 914.03	2020/11/10	2020/11/14	YES	
538	Sithenjane Construction	Pruning Saw for all Centres	28 975.00	2020/10/29	2020/11/14	YES	
539	Magubane Plant and Contractors	Dumabazwe Sportfield Certificate10 Retention Paid	998 017.28	2020/11/05	2020/11/14	YES	
540	Mwumeza Construction	Siceden Community Hall Certificate9 Retention Paid	209 973.58	2020/10/22	2020/11/14	YES	
541	Stedone Development	Bhilda Housing Projects Certificate 39	1 309 155.70	2020/11/06	2020/11/14	YES	
542	Ukwazi Home Development	Centocow Taxi Rank Ph2 Certificate1	272 366.03	2020/10/23	2020/11/14	YES	
543	Davi Trading	20L Fire Hand Sanitizer 70% Alcohol	29 700.00	2020/11/06	2020/11/14	YES	
544	Mabutha Trading Enterprise	Gel Soap for Washing Cars and Car Wash Equipment	16 575.00	2020/11/02	2020/11/14	YES	

LIST OF PAYMENTS MADE IN THE MONTH OF NOVEMBER 2020

PAYMENT NUMBER	SUPPLIER NAME	DESCRIPTION	AMOUNT	DATE OF INVOICE	PAYMENT DATE	COMPLIANCE	COMMENTS
545	Tunintart Travel Agency	Accommodation in Creighton for Ms A.L. Van Zyl appointed as Internal Audit Manager, Mr N Khubone and Mrs C Taylor attending Samtrac Training in Pinetown	25,744.00	2020/11/04	2020/11/14	YES	
546	Avanda Mbanza	Advert for Camera and Hosting of Emails, Erratum for Panel of Service Provider, Creighton Library PH2, Post for ICT Manager, Appointment of a Panel of Town Planning Consultants, Supply and Delivery of Skip Bins, Renovations of Masamanti Community Hall and Junction Community Hall and 2020-2021 Municipal Special Adjustment Budget and IDP	62,363.11	2020/11/04	2020/11/14	YES	
547	Clover Scales (Pty) Ltd	Supply and Delivery of Platform Scale	6,785.00	2020/11/02	2020/11/30	YES	
548	Eskom: Springfield Nkwesela	Electricity for November Statement	2,955.05	2020/11/04	2020/11/14	YES	
549	Smart Sec. (Pty) Ltd	Mr Sondazi, Cnr Kheswa, MM, DM VIP Bodyguards Fees and Security Fees for November	890,060.09	2020/11/11	2020/11/14	YES	
550	Trothy Tech SA	Trochies for Resadathon Competition	1,982.00	2020/11/12	2020/11/14	YES	
551	South Africa Institute of Professional Accountant	Membership Fees for Miss S.C. Manyathi	1,165.14	2020/11/12	2020/11/14	YES	
553	Electrotech Electrical Contractors (Pty) Ltd	Positive Pressure Ventilation Blower and Compressor for Filling SCBA Cylinder	106,935.57	11/19/2020	2020/11/30	YES	
554	Zanona Trading and Project (Pty) Ltd	Refreshments for Raceathon Competition held at Himeville Community Hall	4,548.76	11/20/2020	2020/11/30	YES	
555	NASHUA	Telephone Fees for November	97,279.41	11/19/2020	2020/11/30	YES	
556	Anvision Computers	Laptop Acer Charge for Mr M. Olliphant	565.00	11/19/2020	2020/11/30	YES	
557	Shvabudza Funeral ParLOUR	Funeral Support for Mbambo Family	3,800.00	11/20/2020	2020/11/30	YES	
558	Powervision Technologies	Hosting and SLA Support and Consulting Service Fees	27,857.00	2020/11/19	2020/11/30	YES	
559	Ntombizamatolo Luqonqolo	Claim for Attending Risk Management Committee Meeting	5,295.92	2020/11/20	2020/11/30	YES	
560	Mr. P. Mntambo	Claim for Attending Audit Performance and Audit Committee Meeting	5,152.50	2020/11/20	2020/11/30	YES	
561	Viv Made	Claim for Attending Audit Performance and Audit Committee Meeting	12,595.00	2020/11/18	2020/11/30	YES	
562	Chartered Institute of Government Finance Audit	Annual Membership Fees for MN Xaba	1,050.00	2020/11/19	2020/11/30	YES	
563	Nawekazi Catering and Take Away	Food Packs for a Gender Based Violence Awareness	3,500.00	2020/11/18	2020/11/30	YES	
564	Inside data	Laser Print and Mail and Postage for October Statement	30,387.88	2020/11/19	2020/11/30	YES	
565	Isibindi Stationers (Pty) Ltd	A4 Printing Papers	17,066.00	2020/11/18	2020/11/30	YES	
566	Eskom 187 Mckerziele Street	Electricity for November Statement	3,119.50	2020/11/19	2020/11/30	YES	
567	Eskom Himeville Pound	Electricity for November Statement	3,188.52	2020/11/19	2020/11/30	YES	
568	Eskom Bulwer taxi rank	Electricity for November Statement	3,147.66	2020/11/19	2020/11/30	YES	
569	Eskom Himeville Post Office	Electricity for November Statement	5,534.13	2020/11/19	2020/11/30	YES	
570	Eskom Creighton Streetlight	Electricity for November Statement	3,080.37	2020/11/19	2020/11/30	YES	
571	Eskom Himeville area	Electricity for November Statement	4,036.33	2020/11/19	2020/11/30	YES	
572	Eskom Bulwer AH Centre	Electricity for November Statement	4,424.25	2020/11/19	2020/11/30	YES	
573	Eskom: Creighton Pound	Electricity for November Statement	6,564.94	2020/11/19	2020/11/30	YES	
574	Eskom : 7220847783	Electricity for November Statement	5,254.88	2020/11/19	2020/11/30	YES	
575	Eskom Creighton Local Authority Activities	Electricity for November Statement	4,182.59	2020/11/19	2020/11/30	YES	
576	Eskom Public Toilets Main Street	Electricity for November Statement	140.21	2020/11/19	2020/11/30	YES	
577	Harvey World Travel	Accommodation for Mr J Sondazi and Mr S Radebe	3,639.50	2020/11/20	2020/11/30	YES	
578	Sloy Consulting	Consultant for Nomandlovu Access Roads Certificate 3	9,479.50	2020/11/05	2020/11/30	YES	
579	Sloy Consulting	Consultant for Silandane Access Roads Certificate 3	8,697.50	2020/11/05	2020/11/30	YES	
580	Stedona Development	Bhidla Housing Projects Certificate 41	252,000.00	2020/11/13	2020/11/30	YES	

LIST OF PAYMENTS MADE IN THE MONTH OF NOVEMBER 2020

PAYMENT NUMBER	SUPPLIER NAME	DESCRIPTION	AMOUNT	DATE OF INVOICE	PAYMENT DATE	COMPLIANCE	COMMENTS
581	Stedone Development	Bhidla Housing Projects Certificate 42	615 000.00	2020/11/18	2020/11/30	YES	
582	Stedone Development	Bhidla Housing Projects Certificate 40	1 227 740.00	2020/11/09	2020/11/30	YES	
583	Stovj Consulting	Consultant for Chapter Access Road Certificate 3	3 750.50	2020/11/05	2020/11/30	YES	
584	City Printing Works	50 Traffic Fine Books	15 467.50	2020/11/20	2020/11/30	YES	
585	Marjubeane Plant and Contractors	Excavation of Waste Cells at Dumung Site Certificate 1	39 982.50	2020/11/19	2020/11/30	YES	
586	Bytes System Integration	Billing, Budget Support, Debtors Reconciliation, Expenditure Support, Organogram, Project Management, Special Adjustment Budget Training and Travel Cost for Haroon Chohan	145 292.05	2020/11/20	2020/11/30	YES	
587	Tunimart Travel Agency	Accommodation for DM attending GBV Summit, Bodyguards for DM Mr S Mbanjwa and Mr S Phungula, Cllr K.A. Hadebe attending Chairperson, Mr K.E. Dhlomo attending KZN Provisional Taxi Lekgola and Conference Facility for Bid Committee Training	36 451.00	2020/11/18	2020/11/30	YES	
590	Esikom Health Committee Office	Electricity for November Statement	7 368.86	2020/11/24	2020/11/30	YES	
591	Esikom Municipal House	Electricity for November Statement	2 688.11	2020/11/24	2020/11/30	YES	
592	Esikom Lot 68 West End	Electricity for November Statement	748.88	2020/11/24	2020/11/30	YES	
593	Bulwer Library and Hall 5241271D66	Electricity for November Statement	16 563.68	2020/11/24	2020/11/30	YES	
594	Mark Povall	Claim for Attending MPT Meeting	10 569.00	2020/11/16	2020/11/30	YES	
595	Phindila Ndlovu	Claim for Attending MPT Meeting	7 863.00	2020/11/16	2020/11/30	YES	
596	Nkwezela Funeral Parlour	Funeral Support for Shabalala, Radebe, Dancazele, Dlamini, Phakathi, Vezi, Ndimande, Puteni, Madiba, Phoswa and Mkhwanazi Family	16 123.60	2020/11/18	2020/11/30	YES	
597	Sammkelibo (Pty) Ltd	10-25L Hand Sanitisers for Creighton, Himeville, Donnybrook and Bulwer Offices	12 300.00	2020/11/19	2020/11/30	YES	
5100	Splenda Nkonyeni Electrical JV	Greater Sandanazwe/Mesameni, Donnybrook, Mial/Creighton, Bhidla/Sizanejalo and Nkwezela PH3 Certificate 1	30 871.35	2020/11/06	2020/11/30	YES	
5101	Splenda Nkonyeni Electrical JV	Greater Khukhulela/Nomagaqa PH3 Certificate 2	53 789.67	2020/11/23	2020/11/28	YES	
5102	Splenda Nkonyeni Electrical JV	Greater Hlabeni/ Centocow PH3 Certificate 2	56 390.77	2020/11/23	2020/11/28	YES	
5103	Splenda Nkonyeni Electrical JV	Greater Sandanazwe/ Mesameni PH3 Certificate 2	86 815.68	2020/11/23	2020/11/28	YES	
5104	Splenda Nkonyeni Electrical JV	Greater Mjilze/ Creighton PH3 Certificate 2	81 454.92	2020/11/23	2020/11/28	YES	
5105	Splenda Nkonyeni Electrical JV	Greater Nkwezela PH3 Certificate 2	82 490.89	2020/11/23	2020/11/28	YES	
5106	Splenda Nkonyeni Electrical JV	Greater Amakhuze/Cabazini PH3 Certificate 2	49 804.51	2020/11/23	2020/11/28	YES	
5107	Splenda Nkonyeni Electrical JV	Greater Donnybrook PH3 Certificate 2	87 440.57	2020/11/23	2020/11/28	YES	
5108	Splenda Nkonyeni Electrical JV	Greater Gwawane PH3 Certificate 2	55 517.19	2020/11/23	2020/11/28	YES	
5109	Splenda Nkonyeni Electrical JV	Greater Bhidla/Sizanejalo PH3 Certificate 2	74 491.74	2020/11/23	2020/11/28	YES	
5110	Splenda Nkonyeni Electrical JV	Greater Amakhuze/Cabazini PH3 Certificate 1	14 630.30	2020/11/23	2020/11/28	YES	
5111	Splenda Nkonyeni Electrical JV	Greater Gqumeni/Mgundekweni PH3 Certificate 1	14 630.30	2020/11/23	2020/11/28	YES	
5112	Splenda Nkonyeni Electrical JV	Greater Khukhulela/Nomagaqa PH3 Certificate 1	14 630.30	2020/11/23	2020/11/28	YES	
5113	Splenda Nkonyeni Electrical JV	Greater Gwawane PH3 Certificate 1	14 630.30	2020/11/23	2020/11/28	YES	
5114	Splenda Nkonyeni Electrical JV	Greater Hlabeni/ Centocow PH3 Certificate 1	14 630.30	2020/11/23	2020/11/28	YES	
5115	Iqopa Project (Pty) Ltd	Greater Nhlamleni PH3 Certificate 1	296 323.77	2020/11/24	2020/11/28	YES	
5116	Iqopa Project (Pty) Ltd	Greater Nhlamleni PH3 Certificate 1	10 452.00	2020/11/24	2020/11/28	YES	
5117	Somakhalia Constructors Mathefamahe JV Oskido	Headebe to Lamja Access Road Certificate 8 Retention Paid	63 607.36	2020/11/10	2020/11/28	YES	
5118	Smart Sec (Pty) Ltd	Municipal Manager Corporate Manager VIP Bodyguard Fees	285 188.50	2020/10/13	2020/11/14	NO	Waiting for supporting Documents
589	SARS	PAYE for November	661 302.39	2020/11/30	2020/11/30	YES	
600	SARS - UJF	UJF for November	66 950.24	2020/11/30	2020/11/30	YES	
601	SARS - SDL	SDL for November	48 387.63	2020/11/30	2020/11/30	YES	
11289	Cash Cheque	Membership Fees for 20 Local Players of Dr NDZ Municipality attending the National Football Championship Cup-SA	860.00	2020/11/27	2020/11/27	YES	
<b>TOTAL PAYMENTS</b>			<b>10,885,827.57</b>				

Prepared by: **PH DLAMINI**  
 Signature: 

Reviewed by:   
 Signature: 

## HIGHEST PAID CREDITORS FOR NOVEMBER 2020

SUPPLIER	DESCRIPTION	AMOUNT
Stedone Development	Bhidla Housing Projects Certificate 39,40,41 and 42	3,403,895.70
Magubane Plant and Contractors	Dumabezwe Sportfield Certificate9 and 10 Retention Paid and Hire Excavation of Waste Cells at Dumping Site Certificate1	1,972,071.90
Smart Sec (Pty) Ltd	Mr Sondezi, Cllr Kheswa,MM.DM VIP Bodyguards Fees for June,July and November and Security Fees for November	1,165,248.59
Splenda Nkonyeni Electrical JV	Greater Sandanezwe/Masameni,Donnybrook, Mjila/Creighton,Bhidla/Sizananjalo,Nkwezela, Khukhulela/Nomagaga, Hlabeni/Centocow,Amakhuze/Cabazini, Gwagwane,Bhidla/Sizanenjana PH3 Certificate 1 and 2	732,318.79
Iqoda Project (Pty) Ltd	Greater Donnybrook Ph2 Certificate5 Retention Paid and Nhlanhleni PH3 Certificate 1 and 2	351,993.11
Ukwazi Home Development	Centocow Taxi Rank Ph2 Certificate	272,366.03
Sipho-Glad Construction and General	Underberg Taxi Rank Certificate7 Retention Paid	219,350.71
Mvumeza Construction	Sicedeni Community Hall Certificate9 Retention Paid	209,973.59
Bytes System Integration	Billing, Budget Support, Debtors Reconciliation, Expenditure Support, Organogram, Project Management, Special Adjustment Budget Training and Travel Cost for Haroon Chohan	145,292.05
NASHUA	Telephone Fees for October and November	130,902.73
<b>TOTAL</b>		<b>8,603,413.20</b>





MUNIC_CODE	MUNICIPALITY	TOWNSHIP	MAT_ID	NAME	ADDRESS	KWH_UNI	CLAIM_RATE	VAT_RATE	CLAIMED_N ON_VAT	CLAIMED_V AT	CLAIM_TOTAL
K2436	Dr Nkosazana Zuma Municipality	NKWEZELE	1301010101013	MATIYA PETELUS	Traditional house	50	1.272	15	63.6	9.54	73.14
K2436	Dr Nkosazana Zuma Municipality	HLANGANANI	4301035519089	MADUNA PHUMOWAKHE	Traditional house	50	1.272	15	63.6	9.54	73.14
K2436	Dr Nkosazana Zuma Municipality	QULASHE S1	7010100427089	SHEZI SINDISIWE	QULASHE UNDERBURG KZN	50	1.272	15	63.6	9.54	73.14
K2436	Dr Nkosazana Zuma Municipality	CREIGHTON PREPAID	6609160395085	LANGA BABONGILE SYLVERIA		50	1.272	15	63.6	9.54	73.14
K2436	Dr Nkosazana Zuma Municipality	AMAKUZA	7909100446082	NYOSI NOKUBONGA CLARICE	AMAKUZA UNDERBURG KZN	50	1.272	15	63.6	9.54	73.14
K2436	Dr Nkosazana Zuma Municipality	HLANGANANI	3604040292084	MAPHUMULO KULUMILE	TRADITIONAL HOUSE	50	1.272	15	63.6	9.54	73.14
K2436	Dr Nkosazana Zuma Municipality	HLABENI	4203030790089	NZIMANDE BONAKELE	EHLABENI BULWER KZN	50	1.272	15	63.6	9.54	73.14
K2436	Dr Nkosazana Zuma Municipality	HLABENI	5206280495084	KHWELA DUDUZILE	EHLABENI BULWER KZN	50	1.272	15	63.6	9.54	73.14
K2436	Dr Nkosazana Zuma Municipality	CREIGHTON PREPAID	5306190304085	MBANIWA ZIBUYILE GERTRUDE	P O EWASAMENI IXOPO KZN	50	1.272	15	63.6	9.54	73.14
K2436	Dr Nkosazana Zuma Municipality	NKWEZELE	5412100683087	KHUBONE MALAFU	NKWEZELE BULWER KZN	50	1.272	15	63.6	9.54	73.14
K2436	Dr Nkosazana Zuma Municipality	AMAKUZA	5503305453084	CHAGWE THULASIZWE GAGU	AMAKUZA UNDERBURG KZN	50	1.272	15	63.6	9.54	73.14
K2436	Dr Nkosazana Zuma Municipality	AMAKUZA	6109050653081	NGUBANE SIBONGILE PATRICIA	AMAKUZA UNDERBURG KZN	50	1.272	15	63.6	9.54	73.14
K2436	Dr Nkosazana Zuma Municipality	AMAKUZA	6607110816085	PHUNGULA ADELAIDE	AMAKUZA UNDERBURG KZN	50	1.272	15	63.6	9.54	73.14
K2436	Dr Nkosazana Zuma Municipality	HLABENI	6404190601086	ZUMA THOLWAPHI ASTERIA	EHLABENI BULWER KZN	50	1.272	15	63.6	9.54	73.14
K2436	Dr Nkosazana Zuma Municipality	AMAKUZA	8203206093082	DLAMINI LUNGISANI MLUNGISI	AMAKUZA UNDERBURG KZN	50	1.272	15	63.6	9.54	73.14
K2436	Dr Nkosazana Zuma Municipality	HLABENI	8509296361084	ZUMA SIPHWE	AMAKUZA UNDERBURG KZN	50	1.272	15	63.6	9.54	73.14
K2436	Dr Nkosazana Zuma Municipality	QULASHE S1	6112200854088	MTOLO RUPHINAH	EHLABENI BULWER KZN	50	1.272	15	63.6	9.54	73.14
K2436	Dr Nkosazana Zuma Municipality	SOKHELA S1	4904160228085	SOKHELA SHONISILE	QULASHE UNDERBURG KZN	50	1.272	15	63.6	9.54	73.14
K2436	Dr Nkosazana Zuma Municipality	UNDERBERG	6604220266087	CHULE JIABULISILE	SOKHELA S1 IXOPO KZN OU	50	1.272	15	63.6	9.54	73.14
K2436	Dr Nkosazana Zuma Municipality	AMAKUZA	4601090302085	DLAMINI PHUMEPHI	Brick House	50	1.272	15	63.6	9.54	73.14
K2436	Dr Nkosazana Zuma Municipality	MQATSHENI	6507300614086	NTULI SBONGILE MARY JANE	AMAKUZA UNDERBURG KZN	50	1.272	15	63.6	9.54	73.14
K2436	Dr Nkosazana Zuma Municipality	UNDERBERG	7303205707087	MIKHIZE MICHAEL	MQATSHENI S1 UNDERBERG KZN	50	1.272	15	63.6	9.54	73.14
K2436	Dr Nkosazana Zuma Municipality	HLANGANANI	9501280597087	SHOZI LETHIWE ROSEMARY	Brick House	50	1.272	15	63.6	9.54	73.14
K2436	Dr Nkosazana Zuma Municipality	CREIGHTON PREPAID	9407230871087	MIKIZE THEMBEHLHE GGINAPHI	HLANGANANI S1 IXOPO KZN OU	50	1.272	15	63.6	9.54	73.14
K2436	Dr Nkosazana Zuma Municipality	SUN CITY	5907052705085	DUMA ANNATORIA FIKISILE	CORINTH S1 IXOPO KZN OU	50	1.272	15	63.6	9.54	73.14
K2436	Dr Nkosazana Zuma Municipality	CREIGHTON PREPAID	530670959081	DUMAKUDE NOMBUWISILA IRENE	SUN CITY BULWER PMB KZN	50	1.272	15	63.6	9.54	73.14
K2436	Dr Nkosazana Zuma Municipality	CREIGHTON PREPAID	8905010648085	MAGOSO NOKWANDA ANNACLETHA	CORINTH S1 IXOPO KZN OU	50	1.272	15	63.6	9.54	73.14
K2436	Dr Nkosazana Zuma Municipality	CREIGHTON PREPAID	8409091478086	SOSIBO THUTHUKILE PRISCILLA	CORINTH S1 IXOPO KZN OU	50	1.272	15	63.6	9.54	73.14
K2436	Dr Nkosazana Zuma Municipality	HLABENI	5706115854082	MKHIZE VELAPHI MADESTUS	CORINTH S1 IXOPO KZN OU	50	1.272	15	63.6	9.54	73.14
K2436	Dr Nkosazana Zuma Municipality	HLABENI	8912011008081	PHOSWA ZAMAGUGU	EHLABENI BULWER KZN	50	1.272	15	63.6	9.54	73.14
K2436	Dr Nkosazana Zuma Municipality	HLANGANANI	5511160699089	KHUBONE BANCAMILE	EHLABENI BULWER KZN	50	1.272	15	63.6	9.54	73.14
K2436	Dr Nkosazana Zuma Municipality	HLANGANANI	8104075726085	NDLOVU MATHEWU NKULULEKO	TRADITIONAL HOUSE	50	1.272	15	63.6	9.54	73.14
K2436	Dr Nkosazana Zuma Municipality	HLABENI	59072453050088	MBAMBO MZIMBA SIXFRIED	HLANGANANI S1 IXOPO KZN OU	50	1.272	15	63.6	9.54	73.14
K2436	Dr Nkosazana Zuma Municipality	HLANGANANI	85122721311082	NDLOVU NONDUMISO	EHLABENI BULWER KZN	50	1.272	15	63.6	9.54	73.14
K2436	Dr Nkosazana Zuma Municipality	SOKHELA S1	5711015272088	JILI BHEKOKWAHE	HLANGANANI S1 IXOPO KZN OU	50	1.272	15	63.6	9.54	73.14
K2436	Dr Nkosazana Zuma Municipality	HLANGANANI	8712200231084	NGUBO ZETHU FLORENCE	HLANGANANI S1 IXOPO KZN OU	50	1.272	15	63.6	9.54	73.14
K2436	Dr Nkosazana Zuma Municipality	HLANGANANI	6810260461088	MKHULISI NOWIKOSIKHONA VERONICA	HLANGANANI S1 IXOPO KZN OU	50	1.272	15	63.6	9.54	73.14
K2436	Dr Nkosazana Zuma Municipality	AMAKUZA	8408070827081	CHAGWE NONHLANHLA	AMAKUZA UNDERBURG KZN	50	1.272	15	63.6	9.54	73.14
K2436	Dr Nkosazana Zuma Municipality	HLANGANANI	8512230957082	XABA NOBUHLE EUINCE	AMAKUZA UNDERBURG KZN	50	1.272	15	63.6	9.54	73.14
K2436	Dr Nkosazana Zuma Municipality	HLABENI	7101050727089	MBAMBO ZANELE	HLANGANANI S1 IXOPO KZN OU	50	1.272	15	63.6	9.54	73.14
K2436	Dr Nkosazana Zuma Municipality	NOMANDLOVU	7101050727089	MBAMBO ZANELE	HLABENI BULWER KZN	50	1.272	15	63.6	9.54	73.14
K2436	Dr Nkosazana Zuma Municipality	ENKELEBANTWANA	6506305395087	DLAMINI GLADMAN THEMBSANI	EHLABENI BULWER KZN	50	1.272	15	63.6	9.54	73.14
K2436	Dr Nkosazana Zuma Municipality	ENKELEBANTWANA	5510285310085	SHOBA MFANO	NOMANDLOVU DONNYBROOK IXOPO I	50	1.272	15	63.6	9.54	73.14
K2436	Dr Nkosazana Zuma Municipality	HLABENI	5408160899084	DLAMINI BONISIVWE ERONICA	XOSHEYAKHE ENKELEBANTWANA PMB	50	1.272	15	63.6	9.54	73.14
K2436	Dr Nkosazana Zuma Municipality	HLABENI	7101050727089	MBAMBO ZANELE	XOSHEYAKHE ENKELEBANTWANA PMB	50	1.272	15	63.6	9.54	73.14
K2436	Dr Nkosazana Zuma Municipality	HLANGANANI	4102190293087	GAZU DYTA	EHLABENI BULWER KZN	50	1.272	15	63.6	9.54	73.14
K2436	Dr Nkosazana Zuma Municipality	NKWEZELE	6305240898087	MENIEZA ANNEMARIA	Traditional house	50	1.272	15	63.6	9.54	73.14
K2436	Dr Nkosazana Zuma Municipality	HLANGANANI	6207105273085	MTOLO NHLANHLA	NKWEZELE BULWER KZN	50	1.272	15	63.6	9.54	73.14
K2436	Dr Nkosazana Zuma Municipality	AMAKUZA	5901200894081	NZIMANDE NOENQE	TRADITIONAL HOUSE	50	1.272	15	63.6	9.54	73.14
K2436	Dr Nkosazana Zuma Municipality	HLABENI	6705051085080	MBANUWA LUNGISILE GOODNESS	AMAKUZA UNDERBURG KZN	50	1.272	15	63.6	9.54	73.14
K2436	Dr Nkosazana Zuma Municipality	AMAKUZA	5206250280086	PHUNGULA THEMBSISILE SIBUNTULU	EHLABENI BULWER KZN	50	1.272	15	63.6	9.54	73.14
K2436	Dr Nkosazana Zuma Municipality	NKWEZELE	1301010301013	DLAMINI THOLAKELE	AMAKUZA UNDERBURG KZN	50	1.272	15	63.6	9.54	73.14
K2436	Dr Nkosazana Zuma Municipality	NKWEZELE	37060603052084	NTSHIZA THEMBA B	HOUSE	50	1.272	15	63.6	9.54	73.14
K2436	Dr Nkosazana Zuma Municipality	HLANGANANI	6507100413080	MTHEMBU NTOMBIZODWA PATRICIA	NKWEZELE	50	1.272	15	63.6	9.54	73.14
K2436	Dr Nkosazana Zuma Municipality	HLANGANANI	4804080785083	PAKISI THANDIWE ANTONIA	HLANGANANI S1 IXOPO KZN OU	50	1.272	15	63.6	9.54	73.14
K2436	Dr Nkosazana Zuma Municipality	NKUMBA	6911090450083	NZIMANDE A B	HLANGANANI S1 IXOPO KZN OU	50	1.272	15	63.6	9.54	73.14

K2436	Dr Nkosazana Zuma Municipality	SOKHELA S1	5806280960084	NDLOVU EUNICE		50	1.272	15	63.6	9.54	73.14
K2436	Dr Nkosazana Zuma Municipality	AMAKUZA	6002155177082	DUMA ZIPHATHHELE		50	1.272	15	63.6	9.54	73.14
K2436	Dr Nkosazana Zuma Municipality	BETHLEHEM	3201030251087	MTHEMBU BALABUJILLE GLADYS		50	1.272	15	63.6	9.54	73.14
K2436	Dr Nkosazana Zuma Municipality	AMAKUZA	6110250486082	TSHAPHA HONEY SELLY		50	1.272	15	63.6	9.54	73.14
K2436	Dr Nkosazana Zuma Municipality	AMAKUZA	5807101096082	SIBETHA JALISILE DORIS		50	1.272	15	63.6	9.54	73.14
K2436	Dr Nkosazana Zuma Municipality	AMAKUZA	5407140751084	SITHOLE THOLAKELE THEODORA		50	1.272	15	63.6	9.54	73.14
K2436	Dr Nkosazana Zuma Municipality	HLABENI	3003280267080	MEMELA THEMBEKILE SEPHRONIA		50	1.272	15	63.6	9.54	73.14
K2436	Dr Nkosazana Zuma Municipality	HLABENI	4002285305089	MACINGA MSONGELWA		50	1.272	15	63.6	9.54	73.14
K2436	Dr Nkosazana Zuma Municipality	QULASHE S1	6508270584085	ZULU QINISILE		50	1.272	15	63.6	9.54	73.14
K2436	Dr Nkosazana Zuma Municipality	HLANGANANI	7007105334088	NDLOVU BP		50	1.272	15	63.6	9.54	73.14
K2436	Dr Nkosazana Zuma Municipality	HLABENI	4704155632089	MZOLO DINGINDAWO		50	1.272	15	63.6	9.54	73.14
K2436	Dr Nkosazana Zuma Municipality	STEPMORE	5502115597080	MINIKATHI LUCKY DOMINIC		100	1.272	15	127.2	19.08	146.28
K2436	Dr Nkosazana Zuma Municipality	HLANGANANI	8309900872089	BEKWA CONSTANCE NTOMBIFUTHI		50	1.272	15	63.6	9.54	73.14
K2436	Dr Nkosazana Zuma Municipality	HLANGANANI	5906200758087	MIYA ZANELE MILDRED		50	1.272	15	63.6	9.54	73.14
K2436	Dr Nkosazana Zuma Municipality	HLANGANANI	1301010101013	MTHEMBU JM		50	1.272	15	63.6	9.54	73.14
K2436	Dr Nkosazana Zuma Municipality	JUNCTION ELECTRIFICATION	6206110608095	NCUBE NONHLANHLA		50	1.272	15	63.6	9.54	73.14
K2436	Dr Nkosazana Zuma Municipality	CREIGHTON PREPAID	4901305621083	SIWELA QOSHENI		50	1.272	15	63.6	9.54	73.14
K2436	Dr Nkosazana Zuma Municipality	NKWEZELE	5403100842088	NGCOBO NOMALIZO		50	1.272	15	63.6	9.54	73.14
K2436	Dr Nkosazana Zuma Municipality	JUNCTION ELECTRIFICATION	4912225216086	MEMELA MPHUCUKA		50	1.272	15	63.6	9.54	73.14
K2436	Dr Nkosazana Zuma Municipality	CREIGHTON PREPAID	5004100355087	NDWALANE BUYISILE ELIZABETH		50	1.272	15	63.6	9.54	73.14
K2436	Dr Nkosazana Zuma Municipality	HLABENI	4506900419084	KHUBONI NCAE ANNA		50	1.272	15	63.6	9.54	73.14
K2436	Dr Nkosazana Zuma Municipality	HLABENI	71121202353087	MTHEMBU SYLVIA THEM'BANI		50	1.272	15	63.6	9.54	73.14
K2436	Dr Nkosazana Zuma Municipality	HLABENI	3611202223089	KHWELA MANTOMBI		50	1.272	15	63.6	9.54	73.14
K2436	Dr Nkosazana Zuma Municipality	EMASAMENI	4307210168089	MBANIWA N		50	1.272	15	63.6	9.54	73.14
K2436	Dr Nkosazana Zuma Municipality	AMAKUZA	5708255304084	PHUNGULA DUMISANI		50	1.272	15	63.6	9.54	73.14
K2436	Dr Nkosazana Zuma Municipality	NKUMBA	7712025962088	NXELE PHILANI		50	1.272	15	63.6	9.54	73.14
K2436	Dr Nkosazana Zuma Municipality	AMAKUZA	7002010810082	SABELA THENIWE		50	1.272	15	63.6	9.54	73.14
K2436	Dr Nkosazana Zuma Municipality	AMAKUZA	7303041307084	SABELA DUMALILE		50	1.272	15	63.6	9.54	73.14
K2436	Dr Nkosazana Zuma Municipality	NKUMBA	7502090633080	MIYA NOKUTHULA PRETTY		50	1.272	15	63.6	9.54	73.14
K2436	Dr Nkosazana Zuma Municipality	AMAKUZA	9307090505082	MNGUNI NTOMBIZONKE		50	1.272	15	63.6	9.54	73.14
K2436	Dr Nkosazana Zuma Municipality	QULASHE S1	331290259080	NYIDE NONINA		50	1.272	15	63.6	9.54	73.14
K2436	Dr Nkosazana Zuma Municipality	QULASHE S1	9403173568087	NZIMANDE LUYANDA		50	1.272	15	63.6	9.54	73.14
K2436	Dr Nkosazana Zuma Municipality	HLABENI	7805015935088	MBAMBO ENNOCK		50	1.272	15	63.6	9.54	73.14
K2436	Dr Nkosazana Zuma Municipality	NKUMBA	5609120474088	KHOZA ZIBUYILE SYLVASIA		50	1.272	15	63.6	9.54	73.14
K2436	Dr Nkosazana Zuma Municipality	HLABENI	6812240300089	DLAMINI DESDERIA		50	1.272	15	63.6	9.54	73.14
K2436	Dr Nkosazana Zuma Municipality	ENKELEBANTWANA	1301010101013	MAPHANGA ZAKHELE		50	1.272	15	63.6	9.54	73.14
K2436	Dr Nkosazana Zuma Municipality	HLABENI	4107010268083	JAMA ZENZELE		50	1.272	15	63.6	9.54	73.14
K2436	Dr Nkosazana Zuma Municipality	MQATSHENI	4906230267084	M'SOMI MEMEZILE ANNATORIA		50	1.272	15	63.6	9.54	73.14
K2436	Dr Nkosazana Zuma Municipality	QUMENI 1	4505260373083	NZIMANDE HLAZIKAHLE		50	1.272	15	63.6	9.54	73.14
K2436	Dr Nkosazana Zuma Municipality	HLABENI	5104065620085	SOSIBO MQAMJELWA GXABASHI		50	1.272	15	63.6	9.54	73.14
K2436	Dr Nkosazana Zuma Municipality	ENKELEBANTWANA	7505020684081	DUMA IREN DUDUZILE		50	1.272	15	63.6	9.54	73.14
K2436	Dr Nkosazana Zuma Municipality	NKWEZELE	4704040238084	MKIZE THULELENI E		50	1.272	15	63.6	9.54	73.14
K2436	Dr Nkosazana Zuma Municipality	HLANGANANI	1301010101013	MTHEMBU CG		50	1.272	15	63.6	9.54	73.14
K2436	Dr Nkosazana Zuma Municipality	NKWEZELE	6504140515086	NCAMA JABU		50	1.272	15	63.6	9.54	73.14
K2436	Dr Nkosazana Zuma Municipality	NKWEZELE	4307210286089	MTOLO KHUMBULENI M		50	1.272	15	63.6	9.54	73.14
K2436	Dr Nkosazana Zuma Municipality	BULWER LOW COST HOUSING	7003130855080	NGCOBO NTOMBIFUTHI		50	1.272	15	63.6	9.54	73.14
K2436	Dr Nkosazana Zuma Municipality	ENKELEBANTWANA	1301010101013	MTOLO O		50	1.272	15	63.6	9.54	73.14
K2436	Dr Nkosazana Zuma Municipality	JUNCTION ELECTRIFICATION	3002120408085	DLAMINI MARIA		50	1.272	15	63.6	9.54	73.14
K2436	Dr Nkosazana Zuma Municipality	QULASHE S1	5405010891089	PHUNGULA FUNANI		50	1.272	15	63.6	9.54	73.14
K2436	Dr Nkosazana Zuma Municipality	HLANGANANI	7911250523087	NZIMANDE ZHLOBLE		50	1.272	15	63.6	9.54	73.14
K2436	Dr Nkosazana Zuma Municipality	HLANGANANI	5302265314083	MTOLO MBANANI		50	1.272	15	63.6	9.54	73.14
K2436	Dr Nkosazana Zuma Municipality	HLANGANANI	7911260938080	DLAMINI SINDISWA		50	1.272	15	63.6	9.54	73.14
K2436	Dr Nkosazana Zuma Municipality	HLANGANANI	4503050205086	NZIMANDE NOMUZOLO		50	1.272	15	63.6	9.54	73.14
K2436	Dr Nkosazana Zuma Municipality	HLANGANANI	7209085977080	KHOBONE SIFISO		50	1.272	15	63.6	9.54	73.14
K2436	Dr Nkosazana Zuma Municipality	HLANGANANI	8403260555089	JILI VUYISILE		50	1.272	15	63.6	9.54	73.14
K2436	Dr Nkosazana Zuma Municipality	HLANGANANI	5310140722081	MBANUWA SEBENZAMI WINNIFRIEDA		50	1.272	15	63.6	9.54	73.14
K2436	Dr Nkosazana Zuma Municipality	HLANGANANI	5209115395081	DLAMINI MFUNDISI KAIZER		50	1.272	15	63.6	9.54	73.14
K2436	Dr Nkosazana Zuma Municipality	QULASHE S1	9302030812086	SHEZI NOXOLO		50	1.272	15	63.6	9.54	73.14
K2436	Dr Nkosazana Zuma Municipality	HLANGANANI	5504120781089	LANGA LUNGELENI		50	1.272	15	63.6	9.54	73.14
K2436	Dr Nkosazana Zuma Municipality	HLANGANANI	4707170429084	SOSIBO SIZAKELE BONIFACIA		50	1.272	15	63.6	9.54	73.14

KZ436	Dr Nkosazana Zuma Municipality	HLANGANANI	7907210801089 LANGA CYNTHIA	50	1.272	15	63.6	9.54	73.14
KZ436	Dr Nkosazana Zuma Municipality	HLANGANANI	7009220414084 LANGA THANDIWE ALBERTINA	50	1.272	15	63.6	9.54	73.14
KZ436	Dr Nkosazana Zuma Municipality	HLANGANANI	5710210490081 MBANUWA CATHERINA	50	1.272	15	63.6	9.54	73.14
KZ436	Dr Nkosazana Zuma Municipality	HLANGANANI	7712200508086 MTHEMBU ANDILE	50	1.272	15	63.6	9.54	73.14
KZ436	Dr Nkosazana Zuma Municipality	HLANGANANI	5007155469083 MBANUWA BHULABHULA	50	1.272	15	63.6	9.54	73.14
KZ436	Dr Nkosazana Zuma Municipality	HLANGANANI	5205030924088 MIYA BUSISWE	50	1.272	15	63.6	9.54	73.14
KZ436	Dr Nkosazana Zuma Municipality	HLANGANANI	2611135113084 NDIMBOVU SAKNETSHANE	50	1.272	15	63.6	9.54	73.14
KZ436	Dr Nkosazana Zuma Municipality	HLANGANANI	8001121007082 ZONDO THEMBISILE	50	1.272	15	63.6	9.54	73.14
KZ436	Dr Nkosazana Zuma Municipality	HLANGANANI	6801120879080 BENGU PHUMELELE	50	1.272	15	63.6	9.54	73.14
KZ436	Dr Nkosazana Zuma Municipality	HLANGANANI	5711200935085 DLAMINI G	50	1.272	15	63.6	9.54	73.14
KZ436	Dr Nkosazana Zuma Municipality	HLANGANANI	3102120215083 MDUNGE NO	50	1.272	15	63.6	9.54	73.14
KZ436	Dr Nkosazana Zuma Municipality	HLANGANANI	7309060560081 DLAMINI LAMULILE CASENTIA	50	1.272	15	63.6	9.54	73.14
KZ436	Dr Nkosazana Zuma Municipality	AMAKUZA	8905281770086 XOLO PHINDILE MAUREEN	50	1.272	15	63.6	9.54	73.14
KZ436	Dr Nkosazana Zuma Municipality	HLANGANANI	4812200672081 MOLEFE MAKHESHE TRIVZA	50	1.272	15	63.6	9.54	73.14
KZ436	Dr Nkosazana Zuma Municipality	HLANGANANI	5006025232085 ZITHA MAKHAYE	50	1.272	15	63.6	9.54	73.14
KZ436	Dr Nkosazana Zuma Municipality	NKWEZELE	1301010101013 ZONDI FIKILE	50	1.272	15	63.6	9.54	73.14
KZ436	Dr Nkosazana Zuma Municipality	HLANGANANI	4006100387082 BEKWA NOMAHELA	50	1.272	15	63.6	9.54	73.14
KZ436	Dr Nkosazana Zuma Municipality	PEVENSY	5108060220080 SOSIBO CASLINA	50	1.272	15	63.6	9.54	73.14
KZ436	Dr Nkosazana Zuma Municipality	HLANGANANI	490921546089 MAKANYA ISAAC	50	1.272	15	63.6	9.54	73.14
KZ436	Dr Nkosazana Zuma Municipality	HLANGANANI	6801260288085 CELE THULISILE EUGENIA	50	1.272	15	63.6	9.54	73.14
KZ436	Dr Nkosazana Zuma Municipality	ENKELEBANTWANA	6904280397081 BELE THEMBILE MAUREEN	50	1.272	15	63.6	9.54	73.14
KZ436	Dr Nkosazana Zuma Municipality	HLANGANANI	5707050392088 ZULU BANQENGILE CREMENTINA	50	1.272	15	63.6	9.54	73.14
KZ436	Dr Nkosazana Zuma Municipality	HLANGANANI	7110280594086 ZULU CLEMENCIA	50	1.272	15	63.6	9.54	73.14
KZ436	Dr Nkosazana Zuma Municipality	HLABENI	5205210567087 NZIMANDE THOKOZILE	50	1.272	15	63.6	9.54	73.14
KZ436	Dr Nkosazana Zuma Municipality	NKWEZELE	1301010101013 DUMA KHETHIWE	50	1.272	15	63.6	9.54	73.14
KZ436	Dr Nkosazana Zuma Municipality	HLANGANANI	6111110682084 SIKHAKHANE MBONGISENI	50	1.272	15	63.6	9.54	73.14
KZ436	Dr Nkosazana Zuma Municipality	NKWEZELE	7007130311085 SOSIBO BANOTHLILE ELINAH	50	1.272	15	63.6	9.54	73.14
KZ436	Dr Nkosazana Zuma Municipality	BULWER LOW COST HOUSING	7408270637083 DLAMINI NOMZAMO	50	1.272	15	63.6	9.54	73.14
KZ436	Dr Nkosazana Zuma Municipality	HLANGANANI	6612040673085 MKHIZE THUTHURANI	50	1.272	15	63.6	9.54	73.14
KZ436	Dr Nkosazana Zuma Municipality	HLANGANANI	6203030884089 MKHIZE BONGIWE	50	1.272	15	63.6	9.54	73.14
KZ436	Dr Nkosazana Zuma Municipality	HLANGANANI	6612040673085 MKHIZE BONGIWE	50	1.272	15	63.6	9.54	73.14
KZ436	Dr Nkosazana Zuma Municipality	HLANGANANI	6404085242085 DLADLA SHLANGU ANTONY	50	1.272	15	63.6	9.54	73.14
KZ436	Dr Nkosazana Zuma Municipality	HLANGANANI	4602045357083 NGUBANE ZITHULELE	50	1.272	15	63.6	9.54	73.14
KZ436	Dr Nkosazana Zuma Municipality	HLANGANANI	5708250801084 MKHIZE THEMBELIHE	50	1.272	15	63.6	9.54	73.14
KZ436	Dr Nkosazana Zuma Municipality	HLANGANANI	6601180356080 MIYA NOMUSA CONSTANCE	50	1.272	15	63.6	9.54	73.14
KZ436	Dr Nkosazana Zuma Municipality	HLANGANANI	9605310664088 NZIMANDE FISIWE	50	1.272	15	63.6	9.54	73.14
KZ436	Dr Nkosazana Zuma Municipality	HLANGANANI	7505225382085 SHOZI ZOLANI	50	1.272	15	63.6	9.54	73.14
KZ436	Dr Nkosazana Zuma Municipality	HLANGANANI	61110151426082 SHEZI ZIBEKE	50	1.272	15	63.6	9.54	73.14
KZ436	Dr Nkosazana Zuma Municipality	HLANGANANI	7209115973083 NDADLA BHEKUMUZI	50	1.272	15	63.6	9.54	73.14
KZ436	Dr Nkosazana Zuma Municipality	HLANGANANI	6504120966085 MAZEKA THANDIWE	50	1.272	15	63.6	9.54	73.14
KZ436	Dr Nkosazana Zuma Municipality	NKWEZELE	6001135441089 MBANUWA THULANI	50	1.272	15	63.6	9.54	73.14
KZ436	Dr Nkosazana Zuma Municipality	HLANGANANI	8307260624086 MDADLA PROTASIA BONAKALE	50	1.272	15	63.6	9.54	73.14
KZ436	Dr Nkosazana Zuma Municipality	HLANGANANI	5605240241084 MNCWABE SIBONGILE	50	1.272	15	63.6	9.54	73.14
KZ436	Dr Nkosazana Zuma Municipality	HLABENI	7009150926081 MILITWA BEAUTY THOKOZILE	50	1.272	15	63.6	9.54	73.14
KZ436	Dr Nkosazana Zuma Municipality	HLABENI	7102030395084 MAKHAYE NAKENI CREMELIA	50	1.272	15	63.6	9.54	73.14
KZ436	Dr Nkosazana Zuma Municipality	HLABENI	8903076348082 MBATHA NKANYISO ARTWELL	50	1.272	15	63.6	9.54	73.14
KZ436	Dr Nkosazana Zuma Municipality	NKWEZELE	4301235270087 MYEDE ZAKANCANE	50	1.272	15	63.6	9.54	73.14
KZ436	Dr Nkosazana Zuma Municipality	NKWEZELE	3201050288084 NDJANGISA NOMUSA	50	1.272	15	63.6	9.54	73.14
KZ436	Dr Nkosazana Zuma Municipality	HLABENI	1301010101013 HLOPHE GLORIA	50	1.272	15	63.6	9.54	73.14
KZ436	Dr Nkosazana Zuma Municipality	HLABENI	5006030287082 MAYISELA ZARANGILE	50	1.272	15	63.6	9.54	73.14
KZ436	Dr Nkosazana Zuma Municipality	HLABENI	6806090298088 NSIMBI THULELENI	50	1.272	15	63.6	9.54	73.14
KZ436	Dr Nkosazana Zuma Municipality	HLABENI	7003130809087 ZONDI MAVIS GONDEKILE	50	1.272	15	63.6	9.54	73.14
KZ436	Dr Nkosazana Zuma Municipality	HLABENI	7911010507086 ZACA KHONZENI	50	1.272	15	63.6	9.54	73.14
KZ436	Dr Nkosazana Zuma Municipality	HLABENI	7104050347080 SOSIBO NONHLANHLA	50	1.272	15	63.6	9.54	73.14
KZ436	Dr Nkosazana Zuma Municipality	AMAKUZA	8209046418082 MSOMI INHLANHLA	50	1.272	15	63.6	9.54	73.14
KZ436	Dr Nkosazana Zuma Municipality	HLABENI	4511130508080 ZUMA FLORA	50	1.272	15	63.6	9.54	73.14
KZ436	Dr Nkosazana Zuma Municipality	HLABENI	6906101518084 MBANUWA THANDI HAMBILENI	50	1.272	15	63.6	9.54	73.14
KZ436	Dr Nkosazana Zuma Municipality	CREIGHTON PREPAID	8210121150087 NZIMANDE ZAMAGWABA	50	1.272	15	63.6	9.54	73.14
KZ436	Dr Nkosazana Zuma Municipality	MKHOLHLWA MACABAZINI	7209130687080 MTOLO NONDUMISO AGNES	50	1.272	15	63.6	9.54	73.14
KZ436	Dr Nkosazana Zuma Municipality	HLABENI	7209130687080 MTOLO NONDUMISO AGNES	50	1.272	15	63.6	9.54	73.14

KZ436	Dr Nkosazana Zuma Municipality	AMAKUZA	5003045265088	SOSIBO MANXOLO BERNARD	50	1.272	15	63.6	9.54	73.14
KZ436	Dr Nkosazana Zuma Municipality	UNDERBERG	5402210266088	XABA NTOMBIYOMHLABA	50	1.272	15	63.6	9.54	73.14
KZ436	Dr Nkosazana Zuma Municipality	HLABENI	5004085524087	MBANUWA ZITHULELE	50	1.272	15	63.6	9.54	73.14
KZ436	Dr Nkosazana Zuma Municipality	MKHOLHLWA MACABAZINI	8210111500987	NZIMANDE ZAMAGWABA	50	1.272	15	63.6	9.54	73.14
KZ436	Dr Nkosazana Zuma Municipality	ENKELABANTWANA	1301010101013	HLATSHWAYO C	50	1.272	15	63.6	9.54	73.14
KZ436	Dr Nkosazana Zuma Municipality	HLANGANANI	5612040565089	MINGXADI ZIBUSILE	50	1.272	15	63.6	9.54	73.14
KZ436	Dr Nkosazana Zuma Municipality	HLABENI	89303120875083	MDLADLA NOSIPHO CYNTHIA	50	1.272	15	63.6	9.54	73.14
KZ436	Dr Nkosazana Zuma Municipality	QULASHE S1	7201031205068	MTOLO PHUMULILE	50	1.272	15	63.6	9.54	73.14
KZ436	Dr Nkosazana Zuma Municipality	AMAQADI NCWADI DEEPPALE	2004085142081	GUIMEDE MTHIDIANE	50	1.272	15	63.6	9.54	73.14
KZ436	Dr Nkosazana Zuma Municipality	AMAKUZA	6003252700699	MINGUNI SAZIZO BERNARD	50	1.272	15	63.6	9.54	73.14
KZ436	Dr Nkosazana Zuma Municipality	HLABENI	3701011911088	PHOSWA NTOMBO	50	1.272	15	63.6	9.54	73.14
KZ436	Dr Nkosazana Zuma Municipality	HLABENI	3701011911088	PHOSWA NTOMBO	50	1.272	15	63.6	9.54	73.14
KZ436	Dr Nkosazana Zuma Municipality	MKHOLHLWA MACABAZINI	4001120390087	MKHIZE NTOMBAZA	50	1.272	15	63.6	9.54	73.14
KZ436	Dr Nkosazana Zuma Municipality	QULASHE S1	6502050331080	DLAMINI KHALAZA	50	1.272	15	63.6	9.54	73.14
KZ436	Dr Nkosazana Zuma Municipality	HLANGANANI	3811300213086	DLAMINI CHRISTINA	50	1.272	15	63.6	9.54	73.14
KZ436	Dr Nkosazana Zuma Municipality	AMAKUZA	69031212505085	MINGUNI LINDOKUHELE PRINCE	50	1.272	15	63.6	9.54	73.14
KZ436	Dr Nkosazana Zuma Municipality	AMAKUZA	6003270444084	MTAKA DUMAZILE ELIZABETH	50	1.272	15	63.6	9.54	73.14
KZ436	Dr Nkosazana Zuma Municipality	NKWEZELE	6807220907085	SHEZI ANNASTASIA NCAMISILE	50	1.272	15	63.6	9.54	73.14
KZ436	Dr Nkosazana Zuma Municipality	AMAKUZA	5906075803085	DLAMINI KHIPHELAHKE JOSEPH	50	1.272	15	63.6	9.54	73.14
KZ436	Dr Nkosazana Zuma Municipality	ENKELABANTWANA	1301010101013	DIADLA C	50	1.272	15	63.6	9.54	73.14
KZ436	Dr Nkosazana Zuma Municipality	BULWER LOW COST HOUSING	7406140971088	ZACA NORA	50	1.272	15	63.6	9.54	73.14
KZ436	Dr Nkosazana Zuma Municipality	MQATSHENI	5909031013086	MAJIZI BUSISIWE	50	1.272	15	63.6	9.54	73.14
KZ436	Dr Nkosazana Zuma Municipality	HLANGANANI	7412160671087	ZULU GRACE NORWANDA	50	1.272	15	63.6	9.54	73.14
KZ436	Dr Nkosazana Zuma Municipality	HLANGANANI	6209080563084	MIBANUWA ELIZABETH	50	1.272	15	63.6	9.54	73.14
KZ436	Dr Nkosazana Zuma Municipality	HLABENI	6811170709087	MDLADLA ELUNICE	50	1.272	15	63.6	9.54	73.14
KZ436	Dr Nkosazana Zuma Municipality	HLABENI	5007150424083	JAMA BAGGINILE	50	1.272	15	63.6	9.54	73.14
KZ436	Dr Nkosazana Zuma Municipality	AMAKUZA	6906240620080	DLAMINI ZANLELE MILDRED	50	1.272	15	63.6	9.54	73.14
KZ436	Dr Nkosazana Zuma Municipality	HLABENI	6403210692083	DLAMINI ELIANORA	50	1.272	15	63.6	9.54	73.14
KZ436	Dr Nkosazana Zuma Municipality	HLABENI	41022005461080	DLAMINI GCINUWUZI	50	1.272	15	63.6	9.54	73.14
KZ436	Dr Nkosazana Zuma Municipality	AMAKUZA	2711120226089	KHANYILE MALOKI	50	1.272	15	63.6	9.54	73.14
KZ436	Dr Nkosazana Zuma Municipality	HLABENI	78121250558088	MBANUWA THEMBEKA CHRISTINA	50	1.272	15	63.6	9.54	73.14
KZ436	Dr Nkosazana Zuma Municipality	QULASHE S1	4212190254083	MTOLO NGENZENI	50	1.272	15	63.6	9.54	73.14
KZ436	Dr Nkosazana Zuma Municipality	HLANGANANI	5102195375083	KHUBONE MANININI	50	1.272	15	63.6	9.54	73.14
KZ436	Dr Nkosazana Zuma Municipality	HLABENI	5601250569084	MIYA BUSISIWE	50	1.272	15	63.6	9.54	73.14
KZ436	Dr Nkosazana Zuma Municipality	AMAKUZA	6009250243081	SOSIBO ALBERTINA NOMTHANDAZO	50	1.272	15	63.6	9.54	73.14
KZ436	Dr Nkosazana Zuma Municipality	MQATSHENI	6207180679081	MSONI NENSILE	50	1.272	15	63.6	9.54	73.14
KZ436	Dr Nkosazana Zuma Municipality	UNDERBERG	6210195707087	MADLALA JEFFERY	50	1.272	15	63.6	9.54	73.14
KZ436	Dr Nkosazana Zuma Municipality	AMAKUZA	8705086092083	NTSHAPHA SHOKWAKHE	50	1.272	15	63.6	9.54	73.14
KZ436	Dr Nkosazana Zuma Municipality	HLABENI	8002135473088	KHANYILE ZANOXOLO E	50	1.272	15	63.6	9.54	73.14
KZ436	Dr Nkosazana Zuma Municipality	QULASHE S1	8706281290084	ZUMA MAETU	50	1.272	15	63.6	9.54	73.14
KZ436	Dr Nkosazana Zuma Municipality	HLANGANANI	4509020305088	MAKHANYA NCANYANA	50	1.272	15	63.6	9.54	73.14
KZ436	Dr Nkosazana Zuma Municipality	HLABENI	9401100801084	DLAMINI ZETHU	50	1.272	15	63.6	9.54	73.14
KZ436	Dr Nkosazana Zuma Municipality	HLABENI	7601140992080	NALA BANCAMILE W	50	1.272	15	63.6	9.54	73.14
KZ436	Dr Nkosazana Zuma Municipality	HLABENI	8502201090088	KHWELA HLENGIWE VENANCIA	50	1.272	15	63.6	9.54	73.14
KZ436	Dr Nkosazana Zuma Municipality	MQATSHENI	4006270327086	ZONDI BENI	50	1.272	15	63.6	9.54	73.14
KZ436	Dr Nkosazana Zuma Municipality	HLANGANANI	7401215848089	MTHEMBU WLONGI	50	1.272	15	63.6	9.54	73.14
KZ436	Dr Nkosazana Zuma Municipality	AMAKUZA	8303240918086	PHUNGULA BALUNGILE ELSIE	50	1.272	15	63.6	9.54	73.14
KZ436	Dr Nkosazana Zuma Municipality	QULASHE S1	6306200735087	MTOLO NOMONA	50	1.272	15	63.6	9.54	73.14
KZ436	Dr Nkosazana Zuma Municipality	HLABENI	4705240435081	HLENGWA MANTULI	50	1.272	15	63.6	9.54	73.14
KZ436	Dr Nkosazana Zuma Municipality	HLANGANANI	58071216303086	KHATSHANA BASHABANA	50	1.272	15	63.6	9.54	73.14
KZ436	Dr Nkosazana Zuma Municipality	BULWER LOW COST HOUSING	6312251630086	MCHUNU NOMAKHISIMUSI	50	1.272	15	63.6	9.54	73.14
KZ436	Dr Nkosazana Zuma Municipality	STEPMORE	8611195933086	MKHIZE PATRICK SIZWE	50	1.272	15	63.6	9.54	73.14
KZ436	Dr Nkosazana Zuma Municipality	HLABENI	5407100893082	MINGUNI NEDRINA PHUMZILE	50	1.272	15	63.6	9.54	73.14
KZ436	Dr Nkosazana Zuma Municipality	HLANGANANI	4702260425084	MADUNA MOMPUKU	50	1.272	15	63.6	9.54	73.14
KZ436	Dr Nkosazana Zuma Municipality	MQATSHENI	70093110551089	HLANGU THOLAKELE	50	1.272	15	63.6	9.54	73.14
KZ436	Dr Nkosazana Zuma Municipality	QULASHE S1	7206075487088	DLAMINI ELIAS	50	1.272	15	63.6	9.54	73.14
KZ436	Dr Nkosazana Zuma Municipality	AMAKUZA	6906051203083	SHOBA IRENE MARTHA	50	1.272	15	63.6	9.54	73.14
KZ436	Dr Nkosazana Zuma Municipality	AMAKUZA	8201075448080	MTHEMBU PHILANI	50	1.272	15	63.6	9.54	73.14
KZ436	Dr Nkosazana Zuma Municipality	HLABENI	4209040351085	DLUNGWANA MANGENI	50	1.272	15	63.6	9.54	73.14
KZ436	Dr Nkosazana Zuma Municipality	AMAKUZA	5810250927081	MTHEMBU HLEKISILE	50	1.272	15	63.6	9.54	73.14

KZ436	Dr Nkosazana Zuma Municipality	MOATSHENI	7806160213081	MIYA NOLWAZI	MOATSHENI UNDERBURG KZN	50	1.272	15	63.6	9.54	73.14
KZ436	Dr Nkosazana Zuma Municipality	AMAKUZA	770904084080	NZIMANDE MARKOSAZANA	KILUMUN S1 UNDERBURG CNC KZN OU	50	1.272	15	63.6	9.54	73.14
KZ436	Dr Nkosazana Zuma Municipality	AMAKUZA	8906036011088	NZIMANDE SITHEMBISO	KILUMUN S1 UNDERBURG CNC KZN OU	50	1.272	15	63.6	9.54	73.14
KZ436	Dr Nkosazana Zuma Municipality	HLABENI	4201210202081	NGCOBO NCINZIWE	EHLABENI BULWER KZN	50	1.272	15	63.6	9.54	73.14
KZ436	Dr Nkosazana Zuma Municipality	AMAKUZA	6612265267084	MBANAWA BONGINKOSI	KILUMUN S1 UNDERBURG CNC KZN OU	50	1.272	15	63.6	9.54	73.14
KZ436	Dr Nkosazana Zuma Municipality	HLABENI	5205170761084	DLAMINI SEBENZILE	EHLABENI BULWER KZN	50	1.272	15	63.6	9.54	73.14
KZ436	Dr Nkosazana Zuma Municipality	AMAKUZA	5704240782088	MBANAWA DUDUZILE	KILUMUN S1 UNDERBURG CNC KZN OU	50	1.272	15	63.6	9.54	73.14
KZ436	Dr Nkosazana Zuma Municipality	HLABENI	4405085143082	MDLANGATHI INTULIZWE	EHLABENI BULWER KZN	50	1.272	15	63.6	9.54	73.14
KZ436	Dr Nkosazana Zuma Municipality	HLANGANANI	5904085467080	GAMEDVE VITALIS	TRADITIONAL HOUSE	50	1.272	15	63.6	9.54	73.14
KZ436	Dr Nkosazana Zuma Municipality	AMAKUZA	5609130393082	SHEZI TULE	KILUMUN S1 UNDERBURG CNC KZN OU	50	1.272	15	63.6	9.54	73.14
KZ436	Dr Nkosazana Zuma Municipality	AMAKUZA	7505170888086	SHEZI INTOMBIZONKE	KILUMUN S1 UNDERBURG CNC KZN OU	50	1.272	15	63.6	9.54	73.14
KZ436	Dr Nkosazana Zuma Municipality	AMAKUZA	3007210200087	MIYA THOLWAPHI	AMAKUZA UNDERBURG KZN	50	1.272	15	63.6	9.54	73.14
KZ436	Dr Nkosazana Zuma Municipality	ENKELBANTWANA	1301010101013	KHUBONI B	TRADITIONAL HOUSE	50	1.272	15	63.6	9.54	73.14
KZ436	Dr Nkosazana Zuma Municipality	AMAKUZA	4501170472089	SABELA NOKWENZANI	KILUMUN S1 UNDERBURG CNC KZN OU	50	1.272	15	63.6	9.54	73.14
KZ436	Dr Nkosazana Zuma Municipality	AMAKUZA	6506080510084	SABELA KHUMBULENI	KILUMUN S1 UNDERBURG CNC KZN OU	50	1.272	15	63.6	9.54	73.14
KZ436	Dr Nkosazana Zuma Municipality	AMAKUZA	5604150789083	MNYOSI INGENZENI GENEROSA	AMAKUZA UNDERBURG KZN	50	1.272	15	63.6	9.54	73.14
KZ436	Dr Nkosazana Zuma Municipality	AMAKUZA	6712180390084	KWASABELA BAWINLE	KILUMUN S1 UNDERBURG CNC KZN OU	50	1.272	15	63.6	9.54	73.14
KZ436	Dr Nkosazana Zuma Municipality	AMAKUZA	7101060453080	DLAMINI BAPHINDILE	KILUMUN S1 UNDERBURG CNC KZN OU	50	1.272	15	63.6	9.54	73.14
KZ436	Dr Nkosazana Zuma Municipality	AMAKUZA	6805315453088	SINDANE MHLANGANYELWA	KILUMUN S1 UNDERBURG CNC KZN OU	50	1.272	15	63.6	9.54	73.14
KZ436	Dr Nkosazana Zuma Municipality	AMAKUZA	6904056594081	NSINDANE ZITHA	KILUMUN S1 UNDERBURG CNC KZN OU	50	1.272	15	63.6	9.54	73.14
KZ436	Dr Nkosazana Zuma Municipality	MOATSHENI	8503210857087	CHAQWE AUDREW	MOATSHENI UNDERBURG KZN	50	1.272	15	63.6	9.54	73.14
KZ436	Dr Nkosazana Zuma Municipality	SIZANENJANA KWABUTHO	6808315393088	MADLEKA DUMISANI	SIZANENJANA KWABUTHO S1 UNDERB	50	1.272	15	63.6	9.54	73.14
KZ436	Dr Nkosazana Zuma Municipality	NKWEZELE	8406166364084	DLAMINI DUMISANI E	NKWEZELE	50	1.272	15	63.6	9.54	73.14
KZ436	Dr Nkosazana Zuma Municipality	QULASHE S1	6981150638086	MKHZI THEMBI	QULASHE UNDERBURG KZN	50	1.272	15	63.6	9.54	73.14
KZ436	Dr Nkosazana Zuma Municipality	SIZANENJANA KWABUTHO	4705020537080	KHENSA PHINDELENI EPHINA	SIZANENJANA KWABUTHO S1 UNDERB	50	1.272	15	63.6	9.54	73.14
KZ436	Dr Nkosazana Zuma Municipality	SIZANENJANA KWABUTHO	6507100340080	NGUBANE THOLAKELE MINAH	SIZANENJANA KWABUTHO S1 UNDERB	50	1.272	15	63.6	9.54	73.14
KZ436	Dr Nkosazana Zuma Municipality	SIZANENJANA KWABUTHO	4001150375081	KHENISA BALUNGILE EMWELDA	SIZANENJANA KWABUTHO S1 UNDERB	50	1.272	15	63.6	9.54	73.14
KZ436	Dr Nkosazana Zuma Municipality	SIZANENJANA KWABUTHO	6409120522088	DLAMINI MARGARET ZANILE	SIZANENJANA KWABUTHO S1 UNDERB	50	1.272	15	63.6	9.54	73.14
KZ436	Dr Nkosazana Zuma Municipality	SIZANENJANA KWABUTHO	5207090765088	KHENISA ZIBUYILE ANNATORIA	SIZANENJANA KWABUTHO S1 UNDERB	50	1.272	15	63.6	9.54	73.14
KZ436	Dr Nkosazana Zuma Municipality	HLANGANANI	5503090825082	ZULU BAGCINLE	TRADITIONAL HOUSE	50	1.272	15	63.6	9.54	73.14
KZ436	Dr Nkosazana Zuma Municipality	MOATSHENI	57082325628081	MSOMI ROMANUS	MOATSHENI UNDERBURG KZN	50	1.272	15	63.6	9.54	73.14
KZ436	Dr Nkosazana Zuma Municipality	ENKELBANTWANA	1300101010103	NSIMBI V	HOUSE	50	1.272	15	63.6	9.54	73.14
KZ436	Dr Nkosazana Zuma Municipality	MOATSHENI	6708025503089	MJWARA BONGANI	MOATSHENI UNDERBURG KZN	50	1.272	15	63.6	9.54	73.14
KZ436	Dr Nkosazana Zuma Municipality	HLANGANANI	4601170480082	MIYA SEBENZANI	TRADITIONAL HOUSE	50	1.272	15	63.6	9.54	73.14
KZ436	Dr Nkosazana Zuma Municipality	SIZANENJANA KWABUTHO	3611160232089	ZACA SENSE	SIZANENJANA KWABUTHO S1 UNDERB	50	1.272	15	63.6	9.54	73.14
KZ436	Dr Nkosazana Zuma Municipality	SIZANENJANA KWABUTHO	6106100759082	DLAMINI RHETHENI BEATRICE	SIZANENJANA KWABUTHO S1 UNDERB	50	1.272	15	63.6	9.54	73.14
KZ436	Dr Nkosazana Zuma Municipality	MOATSHENI	8611110841083	DUMA ZINHLE BRIDGET	MOATSHENI UNDERBURG KZN	50	1.272	15	63.6	9.54	73.14
KZ436	Dr Nkosazana Zuma Municipality	SIZANENJANA KWABUTHO	3605070281087	KHANISA BALJABISE GIRLIE	SIZANENJANA KWABUTHO S1 UNDERB	50	1.272	15	63.6	9.54	73.14
KZ436	Dr Nkosazana Zuma Municipality	SIZANENJANA KWABUTHO	6512055418089	KHENISA RICHARD MTHOKOZISI	SIZANENJANA KWABUTHO S1 UNDERB	50	1.272	15	63.6	9.54	73.14
KZ436	Dr Nkosazana Zuma Municipality	SIZANENJANA KWABUTHO	6408115718081	NGUBANE MLINDELWA	SIZANENJANA KWABUTHO S1 UNDERB	50	1.272	15	63.6	9.54	73.14
KZ436	Dr Nkosazana Zuma Municipality	NKWEZELE	67123003905087	MBANDLWA SINDISIWE BEAUTY	NKWEZELE	50	1.272	15	63.6	9.54	73.14
KZ436	Dr Nkosazana Zuma Municipality	HLANGANANI	5610145369089	CHIYA MDUDUZI	TRADITIONAL HOUSE	50	1.272	15	63.6	9.54	73.14
KZ436	Dr Nkosazana Zuma Municipality	HLANGANANI	7912220279086	MEWELA SYLVA	TRADITIONAL HOUSE	50	1.272	15	63.6	9.54	73.14
KZ436	Dr Nkosazana Zuma Municipality	MOATSHENI	7202060677080	MBINGWA BONAKELE	MOATSHENI UNDERBURG KZN	50	1.272	15	63.6	9.54	73.14
KZ436	Dr Nkosazana Zuma Municipality	MOATSHENI	6808080874084	MBONGWA DELI	MOATSHENI UNDERBURG KZN	50	1.272	15	63.6	9.54	73.14
KZ436	Dr Nkosazana Zuma Municipality	HLANGANANI	5207060232085	BHENGU FISANI	TRADITIONAL HOUSE	50	1.272	15	63.6	9.54	73.14
KZ436	Dr Nkosazana Zuma Municipality	SIZANENJANA KWABUTHO	6209060830081	TENZA NKUTUHULA CATHERINE	SIZANENJANA KWABUTHO S1 UNDERB	50	1.272	15	63.6	9.54	73.14
KZ436	Dr Nkosazana Zuma Municipality	SIZANENJANA KWABUTHO	7212155458080	TENZA VITALIS BHEKHEKHYA	SIZANENJANA KWABUTHO S1 UNDERB	50	1.272	15	63.6	9.54	73.14
KZ436	Dr Nkosazana Zuma Municipality	HLANGANANI	3103255160086	MTOLO ZONDI	TRADITIONAL HOUSE	50	1.272	15	63.6	9.54	73.14
KZ436	Dr Nkosazana Zuma Municipality	HLANGANANI	4308110334086	MSIYA QANA	TRADITIONAL HOUSE	50	1.272	15	63.6	9.54	73.14
KZ436	Dr Nkosazana Zuma Municipality	HLANGANANI	8401240932089	NDHLANGISA NOKWANDA PRAVEDIS	HLANGANANI	50	1.272	15	63.6	9.54	73.14
KZ436	Dr Nkosazana Zuma Municipality	BULWER LOW COST HOUSING	7603300299082	MATILDA NTOMBIFUTHI	BULWER UNDERBURG PMB KZN	50	1.272	15	63.6	9.54	73.14
KZ436	Dr Nkosazana Zuma Municipality	HLANGANANI	6509150790081	DLAMINI NOKULULEKO	TRADITIONAL HOUSE	50	1.272	15	63.6	9.54	73.14
KZ436	Dr Nkosazana Zuma Municipality	MOATSHENI	4105185838083	MADIBE MSHWA	MOATSHENI UNDERBURG KZN	50	1.272	15	63.6	9.54	73.14
KZ436	Dr Nkosazana Zuma Municipality	HLABENI	5308080767082	DLAMINI NTOMBITHINI	EHLABENI UNDERBURG KZN	50	1.272	15	63.6	9.54	73.14
KZ436	Dr Nkosazana Zuma Municipality	HLABENI	7805225728083	GAMBU MOSES SIZWE	EHLABENI BULWER KZN	50	1.272	15	63.6	9.54	73.14
KZ436	Dr Nkosazana Zuma Municipality	SIZANENJANA KWABUTHO	3806030417080	DIMBA THEMENI VICTORIA	SIZANENJANA KWABUTHO S1 UNDERB	50	1.272	15	63.6	9.54	73.14
KZ436	Dr Nkosazana Zuma Municipality	UNDERBERG	5404130628083	MJWARA MANTSALI	Brick House	50	1.272	15	63.6	9.54	73.14
KZ436	Dr Nkosazana Zuma Municipality	SIZANENJANA KWABUTHO	5102155718082	NDLOVU MDIPHU MOFFAT	SIZANENJANA KWABUTHO S1 UNDERB	50	1.272	15	63.6	9.54	73.14

KZ436	Dr Nkosazana Zuma Municipality	SIZANENJANA KWABUTHO	4305095458088	NDLOVU NTSHENTSHEZI ANTON	50	1.272	15	63.6	9.54	73.14
KZ436	Dr Nkosazana Zuma Municipality	HLANGANANI	6205260851083	NGCOBONI NONUTLUTHUZELO	50	1.272	15	63.6	9.54	73.14
KZ436	Dr Nkosazana Zuma Municipality	HLANGANANI	7405045423088	MADUNA VINCENT	50	1.272	15	63.6	9.54	73.14
KZ436	Dr Nkosazana Zuma Municipality	NKWEZELE	5122060817083	SITHOLE JANE THOKOZILE	50	1.272	15	63.6	9.54	73.14
KZ436	Dr Nkosazana Zuma Municipality	HLANGANANI	53011457080	NKABANE MISHAKA	50	1.272	15	63.6	9.54	73.14
KZ436	Dr Nkosazana Zuma Municipality	UNDERBERG	6808135859081	NDLOVU JOHNSON	50	1.272	15	63.6	9.54	73.14
KZ436	Dr Nkosazana Zuma Municipality	HLANGANANI	6406040396080	MBANJWA NOZAMANI MARIA	50	1.272	15	63.6	9.54	73.14
KZ436	Dr Nkosazana Zuma Municipality	SIZANENJANA KWABUTHO	4312035269088	MEWELA SHOMKOZI GREYTLUS	50	1.272	15	63.6	9.54	73.14
KZ436	Dr Nkosazana Zuma Municipality	UNDERBERG	6811110927088	NDLOVU N	50	1.272	15	63.6	9.54	73.14
KZ436	Dr Nkosazana Zuma Municipality	SIZANENJANA KWABUTHO	6605015751084	NDLOVU BHEKUMUZI CYPRIAN	50	1.272	15	63.6	9.54	73.14
KZ436	Dr Nkosazana Zuma Municipality	SIZANENJANA KWABUTHO	5911245755080	MNCWABE BONGANI MTHOKOZISI LAWRI	50	1.272	15	63.6	9.54	73.14
KZ436	Dr Nkosazana Zuma Municipality	HLANGANANI	6611060578083	MZIMANDE NINANTOMBI	50	1.272	15	63.6	9.54	73.14
KZ436	Dr Nkosazana Zuma Municipality	HLANGANANI	670603957088	DLADLA ZILUNGILE RITA	50	1.272	15	63.6	9.54	73.14
KZ436	Dr Nkosazana Zuma Municipality	MQATSHENI	6009265694088	MAJOZI EVANGEL	50	1.272	15	63.6	9.54	73.14
KZ436	Dr Nkosazana Zuma Municipality	HLANGANANI	130010101013	SHOZI SITTOH	50	1.272	15	63.6	9.54	73.14
KZ436	Dr Nkosazana Zuma Municipality	MQATSHENI	5306150724082	MTHALANE MATHOSHI	50	1.272	15	63.6	9.54	73.14
KZ436	Dr Nkosazana Zuma Municipality	SIZANENJANA KWABUTHO	6302265319081	KHATHI KUFAKWEZE MICHAEL	50	1.272	15	63.6	9.54	73.14
KZ436	Dr Nkosazana Zuma Municipality	SIZANENJANA KWABUTHO	7607010944085	MAZIBUKO MIMIZA DOROTHY	50	1.272	15	63.6	9.54	73.14
KZ436	Dr Nkosazana Zuma Municipality	HLANGANANI	5610150875087	DLUNGWANA ZANDILE MARIA	50	1.272	15	63.6	9.54	73.14
KZ436	Dr Nkosazana Zuma Municipality	SIZANENJANA KWABUTHO	71112121082081	MADIBA WAKENI LUCRECIA	50	1.272	15	63.6	9.54	73.14
KZ436	Dr Nkosazana Zuma Municipality	HLANGANANI	5104135160088	NZIMANDE FRANCIS	50	1.272	15	63.6	9.54	73.14
KZ436	Dr Nkosazana Zuma Municipality	NKUMBA	7405010514085	MTOLO THOLAKELE	50	1.272	15	63.6	9.54	73.14
KZ436	Dr Nkosazana Zuma Municipality	HLANGANANI	5402080742084	DLUNGWANE TIBHI DESOLERIA	50	1.272	15	63.6	9.54	73.14
KZ436	Dr Nkosazana Zuma Municipality	HLANGANANI	6310100334082	GAMWEDE BHEKISEPHI	50	1.272	15	63.6	9.54	73.14
KZ436	Dr Nkosazana Zuma Municipality	STEPMORE	2910045135082	NDLELA SHILO	100	1.272	15	127.2	19.08	146.28
KZ436	Dr Nkosazana Zuma Municipality	HLANGANANI	83106215719086	DLUNGWANE COMRAD	50	1.272	15	63.6	9.54	73.14
KZ436	Dr Nkosazana Zuma Municipality	HLANGANANI	5211260238082	NZIMANDE NOMHLANHLA	50	1.272	15	63.6	9.54	73.14
KZ436	Dr Nkosazana Zuma Municipality	HLANGANANI	851010203081	DLAMINI MERCY	50	1.272	15	63.6	9.54	73.14
KZ436	Dr Nkosazana Zuma Municipality	HLANGANANI	9105271389082	DLAMINI MICHAEL	50	1.272	15	63.6	9.54	73.14
KZ436	Dr Nkosazana Zuma Municipality	HLANGANANI	4912220264081	NOLANGISA LINDIWE	50	1.272	15	63.6	9.54	73.14
KZ436	Dr Nkosazana Zuma Municipality	HLANGANANI	6807040552087	KUBONI NELUSIWE ALEXIA	50	1.272	15	63.6	9.54	73.14
KZ436	Dr Nkosazana Zuma Municipality	HLANGANANI	54093005694083	DLUNGWANA MBUZESI WILHELM	50	1.272	15	63.6	9.54	73.14
KZ436	Dr Nkosazana Zuma Municipality	HIMEVILLE	6612250694089	NEGCOBO DUDUZILE	50	1.272	15	63.6	9.54	73.14
KZ436	Dr Nkosazana Zuma Municipality	SIZANENJANA KWABUTHO	6012255685082	SOKHELA VINCENT BHEKITHEMBA	50	1.272	15	63.6	9.54	73.14
KZ436	Dr Nkosazana Zuma Municipality	HLANGANANI	7904160737088	MADUNA VENANTIA SIMANGEL	50	1.272	15	63.6	9.54	73.14
KZ436	Dr Nkosazana Zuma Municipality	HLANGANANI	91002481320080	MINCWABE SLETHIWE JENNET	50	1.272	15	63.6	9.54	73.14
KZ436	Dr Nkosazana Zuma Municipality	HLANGANANI	8912181199082	MANDALI THOKOZILE REJOICE	50	1.272	15	63.6	9.54	73.14
KZ436	Dr Nkosazana Zuma Municipality	SIZANENJANA KWABUTHO	4111160250081	RADEBE HLUPEKILE BADUMILE	50	1.272	15	63.6	9.54	73.14
KZ436	Dr Nkosazana Zuma Municipality	HLANGANANI	7506140951087	DLAMINI ELIZABETH NTOMBI	50	1.272	15	63.6	9.54	73.14
KZ436	Dr Nkosazana Zuma Municipality	HLANGANANI	8203256147085	DLUNGWANE MTHANDENI SKHANYISO	50	1.272	15	63.6	9.54	73.14
KZ436	Dr Nkosazana Zuma Municipality	HLANGANANI	8406245544081	DLAMINI SIBUSISO	50	1.272	15	63.6	9.54	73.14
KZ436	Dr Nkosazana Zuma Municipality	SIZANENJANA KWABUTHO	9112191040082	NDABA KHULULWE	50	1.272	15	63.6	9.54	73.14
KZ436	Dr Nkosazana Zuma Municipality	HLANGANANI	8804201043087	ZULU NONSKELELO EUNICE	50	1.272	15	63.6	9.54	73.14
KZ436	Dr Nkosazana Zuma Municipality	HLANGANANI	6609250510080	LANGA FISANI	50	1.272	15	63.6	9.54	73.14
KZ436	Dr Nkosazana Zuma Municipality	HLANGANANI	7303295533088	MTHEMBU JABULANI ERICK	50	1.272	15	63.6	9.54	73.14
KZ436	Dr Nkosazana Zuma Municipality	HLANGANANI	3808015299087	DLUNGWANE SIGUJANA	50	1.272	15	63.6	9.54	73.14
KZ436	Dr Nkosazana Zuma Municipality	HLANGANANI	4809265809081	SOSISO BABY ALEX	50	1.272	15	63.6	9.54	73.14
KZ436	Dr Nkosazana Zuma Municipality	HLANGANANI	7012225857084	MTHEMBU HORITLUS SANELE	50	1.272	15	63.6	9.54	73.14
KZ436	Dr Nkosazana Zuma Municipality	HLANGANANI	5801095292088	MNGXYATI MZIBANI	50	1.272	15	63.6	9.54	73.14
KZ436	Dr Nkosazana Zuma Municipality	NKUMBA	8806150535081	DLAMINI PRECOUS PHUMELELO	50	1.272	15	63.6	9.54	73.14
KZ436	Dr Nkosazana Zuma Municipality	CREIGHTON PREPAID	8060611487085	MNGUNI NTOMBIZONKE	50	1.272	15	63.6	9.54	73.14
KZ436	Dr Nkosazana Zuma Municipality	HLANGANANI	7611025628089	GAMWEDE ZILINDE RAFAEL	50	1.272	15	63.6	9.54	73.14
KZ436	Dr Nkosazana Zuma Municipality	HLANGANANI	7904220888081	ZONDI BENGAZI HOMIHTAH	50	1.272	15	63.6	9.54	73.14
KZ436	Dr Nkosazana Zuma Municipality	HLANGANANI	8701060737082	NZIMANDE FISWE GRACIA	50	1.272	15	63.6	9.54	73.14
KZ436	Dr Nkosazana Zuma Municipality	ENIKELEBANTWANA	77111160408089	CELE SITHEMBILE C	50	1.272	15	63.6	9.54	73.14
KZ436	Dr Nkosazana Zuma Municipality	SIZANENJANA KWABUTHO	8801290452085	MAKHEVA BENGAZI SYLVINAH	50	1.272	15	63.6	9.54	73.14
KZ436	Dr Nkosazana Zuma Municipality	HLANGANANI	6501220761087	NDWALANE ZINHLE CVNTHIA	50	1.272	15	63.6	9.54	73.14
KZ436	Dr Nkosazana Zuma Municipality	HLANGANANI	7602150351084	GAMWEDE KHETHIWE EUNICE	50	1.272	15	63.6	9.54	73.14
KZ436	Dr Nkosazana Zuma Municipality	HLANGANANI	8505171274087	JAMA LETHANI NOMULU	50	1.272	15	63.6	9.54	73.14
KZ436	Dr Nkosazana Zuma Municipality	HLANGANANI	8402250784089	NDANGISA THANDEKA	50	1.272	15	63.6	9.54	73.14

KZ436	Dr Nkosazana Zuma Municipality	TARSAVLY 51	5403190696089 KHUBONE KHOLISILE	50	1.272	15	63.6	9.54	73.14
KZ436	Dr Nkosazana Zuma Municipality	HLANGANANI	5307085426082 NGUBO MBOKODO	50	1.272	15	63.6	9.54	73.14
KZ436	Dr Nkosazana Zuma Municipality	MQATSHENI	4010205436087 JAWA ALBERT	50	1.272	15	63.6	9.54	73.14
KZ436	Dr Nkosazana Zuma Municipality	HLANGANANI	4902155377081 MBANUWA MTTINYIWA	50	1.272	15	63.6	9.54	73.14
KZ436	Dr Nkosazana Zuma Municipality	HLANGANANI	6006059690088 MBANUWA SOKESIBONE MDODA	50	1.272	15	63.6	9.54	73.14
KZ436	Dr Nkosazana Zuma Municipality	HLANGANANI	5206250492087 DLAMINI BAZIMI THOLAKELE	50	1.272	15	63.6	9.54	73.14
KZ436	Dr Nkosazana Zuma Municipality	HLANGANANI	50010405252080 DLAMINI KUFARWEZE	50	1.272	15	63.6	9.54	73.14
KZ436	Dr Nkosazana Zuma Municipality	HLANGANANI	5907165862080 DLAMINI KHANYSANI BERNARD	50	1.272	15	63.6	9.54	73.14
KZ436	Dr Nkosazana Zuma Municipality	HLANGANANI	5208200479081 SHANGE HLULEKILE FELAPHI	50	1.272	15	63.6	9.54	73.14
KZ436	Dr Nkosazana Zuma Municipality	HLANGANANI	6211090839085 NDABA NOMISA ANINA	50	1.272	15	63.6	9.54	73.14
KZ436	Dr Nkosazana Zuma Municipality	SIZANENJANA KWABUTHO	4711210486088 DLAMINI BUSISWE DORIS	50	1.272	15	63.6	9.54	73.14
KZ436	Dr Nkosazana Zuma Municipality	MQATSHENI	8709016209080 BENGU SIPHESIHLE COSMOS	50	1.272	15	63.6	9.54	73.14
KZ436	Dr Nkosazana Zuma Municipality	HLANGANANI	5506010609082 MBANUWA BENZELENI THEMZENI	50	1.272	15	63.6	9.54	73.14
KZ436	Dr Nkosazana Zuma Municipality	HLANGANANI	8802131090087 MBANUWA ZUZUWE PRECIOSUS	50	1.272	15	63.6	9.54	73.14
KZ436	Dr Nkosazana Zuma Municipality	MQATSHENI	5101011656082 MNCWABE ALLOSIA VIRGINIA	50	1.272	15	63.6	9.54	73.14
KZ436	Dr Nkosazana Zuma Municipality	HLANGANANI	8902165881080 MBANUWA MZOXOLO AUBREY	50	1.272	15	63.6	9.54	73.14
KZ436	Dr Nkosazana Zuma Municipality	HLANGANANI	8012252440083 DLAMINI SYLVIA KWENZIKILE	50	1.272	15	63.6	9.54	73.14
KZ436	Dr Nkosazana Zuma Municipality	MQATSHENI	7206066146081 MALOZI JONHSON SIBUSISO	50	1.272	15	63.6	9.54	73.14
KZ436	Dr Nkosazana Zuma Municipality	HLANGANANI	5808250299089 GCABA THOLAKELE	50	1.272	15	63.6	9.54	73.14
KZ436	Dr Nkosazana Zuma Municipality	HLANGANANI	5408270670086 MBANUWA PATRICIA VANACIA	50	1.272	15	63.6	9.54	73.14
KZ436	Dr Nkosazana Zuma Municipality	HLANGANANI	6605080369085 MINGUNI NGENGENI FLORINA	50	1.272	15	63.6	9.54	73.14
KZ436	Dr Nkosazana Zuma Municipality	HLANGANANI	6108175396089 MNXADI ZAZI	50	1.272	15	63.6	9.54	73.14
KZ436	Dr Nkosazana Zuma Municipality	HLANGANANI	4903155318083 MTHEMBU MATHETHI	50	1.272	15	63.6	9.54	73.14
KZ436	Dr Nkosazana Zuma Municipality	HLANGANANI	5605105372081 NZIMANDE BONGINKOSI	50	1.272	15	63.6	9.54	73.14
KZ436	Dr Nkosazana Zuma Municipality	HLANGANANI	1301010101013 CELE J	50	1.272	15	63.6	9.54	73.14
KZ436	Dr Nkosazana Zuma Municipality	HLANGANANI	7904230531085 NZIMANDE XOLISHE	50	1.272	15	63.6	9.54	73.14
KZ436	Dr Nkosazana Zuma Municipality	HLANGANANI	5508060290084 GAZU MARIA	50	1.272	15	63.6	9.54	73.14
KZ436	Dr Nkosazana Zuma Municipality	MQATSHENI	8711105645083 MALOZI MONDLI	50	1.272	15	63.6	9.54	73.14
KZ436	Dr Nkosazana Zuma Municipality	HLANGANANI	8704131230087 NZIMANDE ZIBUYILE	50	1.272	15	63.6	9.54	73.14
KZ436	Dr Nkosazana Zuma Municipality	UNDERBERG	6304090345083 SHEZI UKANI	50	1.272	15	63.6	9.54	73.14
KZ436	Dr Nkosazana Zuma Municipality	SIZANENJANA KWABUTHO	9509216530085 NGCOBO PHILANI REFUGE	50	1.272	15	63.6	9.54	73.14
KZ436	Dr Nkosazana Zuma Municipality	HLANGANANI	8703200509082 SOSIBO ZIBUYILI	50	1.272	15	63.6	9.54	73.14
KZ436	Dr Nkosazana Zuma Municipality	SIZANENJANA KWABUTHO	6711110295084 NDABA BAQHOSHILE ANGELINE	50	1.272	15	63.6	9.54	73.14
KZ436	Dr Nkosazana Zuma Municipality	AMAKUZA	5411160432088 BUYISWE DLAMINI	50	1.272	15	63.6	9.54	73.14
KZ436	Dr Nkosazana Zuma Municipality	AMAKUZA	6205130458085 BONGIWE JILI	50	1.272	15	63.6	9.54	73.14
KZ436	Dr Nkosazana Zuma Municipality	AMAKUZA	4301150147088 GOINU MAZEDALA	50	1.272	15	63.6	9.54	73.14
KZ436	Dr Nkosazana Zuma Municipality	AMAKUZA	4301150147088 GOINU MAZEDALA	50	1.272	15	63.6	9.54	73.14
KZ436	Dr Nkosazana Zuma Municipality	AMAKUZA	6102010651089 KHOLISILE SHOBA	50	1.272	15	63.6	9.54	73.14
KZ436	Dr Nkosazana Zuma Municipality	MQATSHENI	64111150385081 NGCOBO NOMASANI	50	1.272	15	63.6	9.54	73.14
KZ436	Dr Nkosazana Zuma Municipality	SIZANENJANA KWABUTHO	7812020960085 MTHEMBU NYOMBIKAYISE LEODADIA	50	1.272	15	63.6	9.54	73.14
KZ436	Dr Nkosazana Zuma Municipality	HLANGANANI	8207071360088 KHUBONE THOKOZANI PRUDENCE	50	1.272	15	63.6	9.54	73.14
KZ436	Dr Nkosazana Zuma Municipality	HLANGANANI	9005151100088 MINGUNI NOKUTHULA	50	1.272	15	63.6	9.54	73.14
KZ436	Dr Nkosazana Zuma Municipality	HLANGANANI	7612280950085 DLAMINI HOMISTA DIDEKILE	50	1.272	15	63.6	9.54	73.14
KZ436	Dr Nkosazana Zuma Municipality	SIZANENJANA KWABUTHO	6309030933088 GEBASHE NONDUMISO ZEPHRA	50	1.272	15	63.6	9.54	73.14
KZ436	Dr Nkosazana Zuma Municipality	HLANGANANI	5202055757089 KHUBANI SIPHO EUNUS	50	1.272	15	63.6	9.54	73.14
KZ436	Dr Nkosazana Zuma Municipality	HLANGANANI	8111281090081 DLAMINI XOLISILE AGNES	50	1.272	15	63.6	9.54	73.14
KZ436	Dr Nkosazana Zuma Municipality	HLANGANANI	8706175396081 DLAMINI ZAMMALETHU	50	1.272	15	63.6	9.54	73.14
KZ436	Dr Nkosazana Zuma Municipality	HLANGANANI	6105015388089 DLAMINI SIPHWE	50	1.272	15	63.6	9.54	73.14
KZ436	Dr Nkosazana Zuma Municipality	HLANGANANI	7403201001087 DUMISA NDONEMA	50	1.272	15	63.6	9.54	73.14
KZ436	Dr Nkosazana Zuma Municipality	HLANGANANI	7308090522082 NZIMANDE ZITHOBILE	50	1.272	15	63.6	9.54	73.14
KZ436	Dr Nkosazana Zuma Municipality	HLANGANANI	2307080145086 MBHELE TOPATRICIA	50	1.272	15	63.6	9.54	73.14
KZ436	Dr Nkosazana Zuma Municipality	HLANGANANI	5008105458085 CHANGWA BHANI LAZAROS	50	1.272	15	63.6	9.54	73.14
KZ436	Dr Nkosazana Zuma Municipality	HLANGANANI	6902145316080 NZIMANDE THEMBELIHE PETRUS	50	1.272	15	63.6	9.54	73.14
KZ436	Dr Nkosazana Zuma Municipality	HLANGANANI	9502108031080 NZIMANDE NOSIHLIE ROSEMARY	50	1.272	15	63.6	9.54	73.14
KZ436	Dr Nkosazana Zuma Municipality	HLANGANANI	7008160386089 MSIYA LINDIWE	50	1.272	15	63.6	9.54	73.14
KZ436	Dr Nkosazana Zuma Municipality	HLANGANANI	8506091202083 KHWELA BHENIWE	50	1.272	15	63.6	9.54	73.14
KZ436	Dr Nkosazana Zuma Municipality	HLANGANANI	8712240742082 DLANGISA THENIWE	50	1.272	15	63.6	9.54	73.14
KZ436	Dr Nkosazana Zuma Municipality	HLANGANANI	7909131351087 DLAMINI CONSTANCE	50	1.272	15	63.6	9.54	73.14
KZ436	Dr Nkosazana Zuma Municipality	HLANGANANI	5804200287084 ZONDI STEMIBISO GRACE	50	1.272	15	63.6	9.54	73.14
KZ436	Dr Nkosazana Zuma Municipality	HLANGANANI	6106150743085 KHUBONE FKELEPHI MILDRED	50	1.272	15	63.6	9.54	73.14



K2436	Dr Nkosazana Zuma Municipality	HLANGANANI	6204040448088	KHUBONE ANNA MARIA	50	1.272	15	63.6	9.54	73.14
K2436	Dr Nkosazana Zuma Municipality	HLANGANANI	5306150439087	DLAMINI NI FMELLA	50	1.272	15	63.6	9.54	73.14
K2436	Dr Nkosazana Zuma Municipality	HLANGANANI	6508280446085	GAMEDI MILDREDISI ZIMBILI	50	1.272	15	63.6	9.54	73.14
K2436	Dr Nkosazana Zuma Municipality	MQATSHENI	5110120580081	MAJOZI NOMBUSO	50	1.272	15	63.6	9.54	73.14
K2436	Dr Nkosazana Zuma Municipality	HLANGANANI	8307061212081	DLAMINI ZANELE	50	1.272	15	63.6	9.54	73.14
K2436	Dr Nkosazana Zuma Municipality	HLANGANANI	9309225551080	MOSELEKU SINOORIBILE PETRUS	50	1.272	15	63.6	9.54	73.14
K2436	Dr Nkosazana Zuma Municipality	SIZANENJANA KWABUTHO	7505030422084	MKAZISE CABANGILE	50	1.272	15	63.6	9.54	73.14
K2436	Dr Nkosazana Zuma Municipality	MQATSHENI	4806070652082	NAKALIBI MAKATISO	50	1.272	15	63.6	9.54	73.14
K2436	Dr Nkosazana Zuma Municipality	HLANGANANI	7005140333081	KHUBONE ZANDILE	50	1.272	15	63.6	9.54	73.14
K2436	Dr Nkosazana Zuma Municipality	SIZANENJANA KWABUTHO	6607280336088	MNCWABE THANDIWE OLIVIAH	50	1.272	15	63.6	9.54	73.14
K2436	Dr Nkosazana Zuma Municipality	MQATSHENI	4806070652082	LUSWAZI VERA	50	1.272	15	63.6	9.54	73.14
K2436	Dr Nkosazana Zuma Municipality	HLANGANANI	5908115412083	DLAMINI KHAYILANI	50	1.272	15	63.6	9.54	73.14
K2436	Dr Nkosazana Zuma Municipality	HLANGANANI	53081160436087	MTOLO MESI REMEGIA	50	1.272	15	63.6	9.54	73.14
K2436	Dr Nkosazana Zuma Municipality	ENKELEBANTWANA	1301010101013	DLADLA S	50	1.272	15	63.6	9.54	73.14
K2436	Dr Nkosazana Zuma Municipality	HLANGANANI	7606030988086	KHUBONE GLORIA BONGI	50	1.272	15	63.6	9.54	73.14
K2436	Dr Nkosazana Zuma Municipality	HLANGANANI	7404070823080	KHUBONE BEATRICE	50	1.272	15	63.6	9.54	73.14
K2436	Dr Nkosazana Zuma Municipality	SIZANENJANA KWABUTHO	6612250226087	MKHULISI ZILINDILE MARTHA	50	1.272	15	63.6	9.54	73.14
K2436	Dr Nkosazana Zuma Municipality	HLANGANANI	8407030566086	KHUBONE KRISTINA VUYISILE	50	1.272	15	63.6	9.54	73.14
K2436	Dr Nkosazana Zuma Municipality	CREIGHTON PREPAID	5611045134086	SCHALKWYK JOHN CORNELIUS	50	1.272	15	63.6	9.54	73.14
K2436	Dr Nkosazana Zuma Municipality	HLANGANANI	7301245294082	MBANUWA ZWELIJKILE ROMANUS	50	1.272	15	63.6	9.54	73.14
K2436	Dr Nkosazana Zuma Municipality	HLANGANANI	6903260299085	BENGU DUMSANI	50	1.272	15	63.6	9.54	73.14
K2436	Dr Nkosazana Zuma Municipality	HLANGANANI	8308181085084	MAGOSO EUNIC	50	1.272	15	63.6	9.54	73.14
K2436	Dr Nkosazana Zuma Municipality	HLANGANANI	5010285180083	DLAMINI SIBONGO	50	1.272	15	63.6	9.54	73.14
K2436	Dr Nkosazana Zuma Municipality	HLANGANANI	8205106122080	BHENGU MDUNAYENZANU	50	1.272	15	63.6	9.54	73.14
K2436	Dr Nkosazana Zuma Municipality	SIZANENJANA KWABUTHO	6711321046081	MEMELA BAZAMILE GLADYS	50	1.272	15	63.6	9.54	73.14
K2436	Dr Nkosazana Zuma Municipality	SIZANENJANA KWABUTHO	5407185385087	DLAMINI KHEHLA LUNUS	50	1.272	15	63.6	9.54	73.14
K2436	Dr Nkosazana Zuma Municipality	HLANGANANI	5204295374089	DLAMINI FUNELINJANI	50	1.272	15	63.6	9.54	73.14
K2436	Dr Nkosazana Zuma Municipality	SIZANENJANA KWABUTHO	6002010390086	MNCWABE THULUZA NTOMBIFIKILE	50	1.272	15	63.6	9.54	73.14
K2436	Dr Nkosazana Zuma Municipality	HLANGANANI	3511180380088	DUMA SABENI	50	1.272	15	63.6	9.54	73.14
K2436	Dr Nkosazana Zuma Municipality	SIZANENJANA KWABUTHO	8102050956081	MNCWABE NOKULUNGA LUCRECIA	50	1.272	15	63.6	9.54	73.14
K2436	Dr Nkosazana Zuma Municipality	ENKELEBANTWANA	6204115334080	ZAMANI XULU	50	1.272	15	63.6	9.54	73.14
K2436	Dr Nkosazana Zuma Municipality	SIZANENJANA KWABUTHO	4404040518086	MBELE SALELENI MALTA	50	1.272	15	63.6	9.54	73.14
K2436	Dr Nkosazana Zuma Municipality	HLANGANANI	5005035436082	DLAMINI MINTUNGATHENJUWA	50	1.272	15	63.6	9.54	73.14
K2436	Dr Nkosazana Zuma Municipality	QULASHHE S1	94002125630086	NEZIMANDE DUMSANI	50	1.272	15	63.6	9.54	73.14
K2436	Dr Nkosazana Zuma Municipality	SIZANENJANA KWABUTHO	9400225527083	GEBASHE BUHLERUYEZA	50	1.272	15	63.6	9.54	73.14
K2436	Dr Nkosazana Zuma Municipality	SIZANENJANA KWABUTHO	5901285615088	GEBASHE FUNETAKHE PHILLIOS	50	1.272	15	63.6	9.54	73.14
K2436	Dr Nkosazana Zuma Municipality	HLANGANANI	8012080695082	XABA LUCIA ZIBUYILE	50	1.272	15	63.6	9.54	73.14
K2436	Dr Nkosazana Zuma Municipality	SIZANENJANA KWABUTHO	7312045530088	MNCWABE SIBONGISENI	50	1.272	15	63.6	9.54	73.14
K2436	Dr Nkosazana Zuma Municipality	HLANGANANI	5010285180083	DLAMINI SIBONGO	50	1.272	15	63.6	9.54	73.14
K2436	Dr Nkosazana Zuma Municipality	HLANGANANI	4610239855080	MBANUWA KHEHLEZA	50	1.272	15	63.6	9.54	73.14
K2436	Dr Nkosazana Zuma Municipality	HLANGANANI	9804075727087	JILI GUGULETHU	50	1.272	15	63.6	9.54	73.14
K2436	Dr Nkosazana Zuma Municipality	SUN CITY	6311160459082	ZONDI NOKULUNGA GETRUDE	50	1.272	15	63.6	9.54	73.14
K2436	Dr Nkosazana Zuma Municipality	HLANGANANI	6204270547088	JULI VELELE	50	1.272	15	63.6	9.54	73.14
K2436	Dr Nkosazana Zuma Municipality	MQATSHENI	4311170926083	MIYA NTOMBISILE	50	1.272	15	63.6	9.54	73.14
K2436	Dr Nkosazana Zuma Municipality	HLANGANANI	7301050743082	LUSHOZI TIKERILE	50	1.272	15	63.6	9.54	73.14
K2436	Dr Nkosazana Zuma Municipality	HLANGANANI	8110230937087	MXANDI BAVELLE ALEXIA	50	1.272	15	63.6	9.54	73.14
K2436	Dr Nkosazana Zuma Municipality	SIZANENJANA KWABUTHO	5008200847083	MDLADLA NTOMBIZINI ALEXIA	50	1.272	15	63.6	9.54	73.14
K2436	Dr Nkosazana Zuma Municipality	HLANGANANI	4706010203089	PHUNGULA CRESENTINA SALELANI	50	1.272	15	63.6	9.54	73.14
K2436	Dr Nkosazana Zuma Municipality	HLANGANANI	6609075598089	DLAMINI MANDLA	50	1.272	15	63.6	9.54	73.14
K2436	Dr Nkosazana Zuma Municipality	HLANGANANI	8403070120082	MZIZI KHANYISILE GLADYS	50	1.272	15	63.6	9.54	73.14
K2436	Dr Nkosazana Zuma Municipality	HLANGANANI	7907230591082	MBANUWA NTOMBIFIKILE GLORIA	50	1.272	15	63.6	9.54	73.14
K2436	Dr Nkosazana Zuma Municipality	HLANGANANI	8112195855085	ZULU CIYA	50	1.272	15	63.6	9.54	73.14
K2436	Dr Nkosazana Zuma Municipality	HLANGANANI	9109150659084	MADONDA THENIWE	50	1.272	15	63.6	9.54	73.14
K2436	Dr Nkosazana Zuma Municipality	HLANGANANI	7605260430086	JILI BUI/ISWE	50	1.272	15	63.6	9.54	73.14
K2436	Dr Nkosazana Zuma Municipality	HLANGANANI	9102071095083	DLANGISA WINILE	50	1.272	15	63.6	9.54	73.14
K2436	Dr Nkosazana Zuma Municipality	HLANGANANI	9212071092086	DLAMINI NOMVELO	50	1.272	15	63.6	9.54	73.14
K2436	Dr Nkosazana Zuma Municipality	HLANGANANI	8508291086084	SHEZI ZANELE	50	1.272	15	63.6	9.54	73.14
K2436	Dr Nkosazana Zuma Municipality	HLANGANANI	8603200750084	MVELASE NOKUTHULJA CYNTHIA	50	1.272	15	63.6	9.54	73.14
K2436	Dr Nkosazana Zuma Municipality	HLANGANANI	5907185437089	MBANUWA MZIBENI MZWEWENKOSI	50	1.272	15	63.6	9.54	73.14
K2436	Dr Nkosazana Zuma Municipality	HLANGANANI	5211010524088	MBANUWA ZAMEKILE BUZEKILE	50	1.272	15	63.6	9.54	73.14

KZ436	Dr Nkosazana Zuma Municipality	QUULASHE S1	4706030262081	TSHEZI ZIPHELELE	QUULASHE UNDERBURG KZN	50	1.272	15	63.6	9.54	73.14
KZ436	Dr Nkosazana Zuma Municipality	HLANGANANI	6004065776086	MTOLO ZWELIFLEANA	TRADITIONAL HOUSE	50	1.272	15	63.6	9.54	73.14
KZ436	Dr Nkosazana Zuma Municipality	HLANGANANI	5703170676088	DLAMINI LINDIWE THEODONISIO	HLANGANANI 3 CREIGHTON IXOPO CN	50	1.272	15	63.6	9.54	73.14
KZ436	Dr Nkosazana Zuma Municipality	SIZANENJANA KWABUTHO	7104192841081	MTHEMBU MUSA	SIZANENJANA KWABUTHO S1 UNDERB	50	1.272	15	63.6	9.54	73.14
KZ436	Dr Nkosazana Zuma Municipality	UNDERBERG	3804015272083	HLANGULELA HENDRY	Brick House	50	1.272	15	63.6	9.54	73.14
KZ436	Dr Nkosazana Zuma Municipality	HLANGANANI	9007130567080	DLAMINI SOZIPHILA	HLANGANANI 3 CREIGHTON IXOPO CN	50	1.272	15	63.6	9.54	73.14
KZ436	Dr Nkosazana Zuma Municipality	NKWEZELE	7403010000080	MINGUNI GCWALISILE BUSISIWE	NKWEZELE UNDERNERG KZN	50	1.272	15	63.6	9.54	73.14
KZ436	Dr Nkosazana Zuma Municipality	HLANGANANI	4302035406087	MAGOSO MLJUNGI CHRISTOPHER	HLANGANANI 3 CREIGHTON IXOPO CN	50	1.272	15	63.6	9.54	73.14
KZ436	Dr Nkosazana Zuma Municipality	SIZANENJANA KWABUTHO	5812030835089	KHATHI BONISILE OCTAVIA	SIZANENJANA KWABUTHO S1 UNDERB	50	1.272	15	63.6	9.54	73.14
KZ436	Dr Nkosazana Zuma Municipality	HLANGANANI	9009085687087	MBANUWA SENZO	HLANGANANI 3 CREIGHTON IXOPO CN	50	1.272	15	63.6	9.54	73.14
KZ436	Dr Nkosazana Zuma Municipality	SIZANENJANA KWABUTHO	5503115437087	PHUNGULA BAFANA ALBERT	SIZANENJANA KWABUTHO S1 UNDERB	50	1.272	15	63.6	9.54	73.14
KZ436	Dr Nkosazana Zuma Municipality	SIZANENJANA KWABUTHO	5610135418086	MNCWABE MZOCHITHWAYO MUNTU	SIZANENJANA KWABUTHO S1 UNDERB	50	1.272	15	63.6	9.54	73.14
KZ436	Dr Nkosazana Zuma Municipality	HLABENI	4205240107087	DLAMINI NTOMBI	EHLABENI BULWER KZN	50	1.272	15	63.6	9.54	73.14
KZ436	Dr Nkosazana Zuma Municipality	HLANGANANI	6806010780082	MNGUNI BUSELAPHI EDWARA	HLANGANANI 3 CREIGHTON IXOPO CN	50	1.272	15	63.6	9.54	73.14
KZ436	Dr Nkosazana Zuma Municipality	HLANGANANI	8008150662083	CHIYA EUNICE NTOMBIZODWA	HLANGANANI 3 CREIGHTON IXOPO CN	50	1.272	15	63.6	9.54	73.14
KZ436	Dr Nkosazana Zuma Municipality	HLANGANANI	9009091090889	DLAMINI PATRICIA NTOMBELHLE	HLANGANANI 3 CREIGHTON IXOPO CN	50	1.272	15	63.6	9.54	73.14
KZ436	Dr Nkosazana Zuma Municipality	SIZANENJANA KWABUTHO	6501223045084	MNCWABE ELIZABETH NCEGENI	SIZANENJANA KWABUTHO S1 UNDERB	50	1.272	15	63.6	9.54	73.14
KZ436	Dr Nkosazana Zuma Municipality	HLANGANANI	5409080407081	ZIKODE NTOMBENGAKA FELANI	HLANGANANI 3 CREIGHTON IXOPO CN	50	1.272	15	63.6	9.54	73.14
KZ436	Dr Nkosazana Zuma Municipality	SIZANENJANA KWABUTHO	6212050651087	NGCOBO WINFRETER	SIZANENJANA KWABUTHO S1 UNDERB	50	1.272	15	63.6	9.54	73.14
KZ436	Dr Nkosazana Zuma Municipality	QUMENI 1	1301010101013	HLONGWANE GEKEKE PAULOS	HSE	50	1.272	15	63.6	9.54	73.14
KZ436	Dr Nkosazana Zuma Municipality	SIZANENJANA KWABUTHO	4801011241085	NGCOBO NDINGILIDI IREN	SIZANENJANA KWABUTHO S1 UNDERB	50	1.272	15	63.6	9.54	73.14
KZ436	Dr Nkosazana Zuma Municipality	HLANGANANI	8805160468083	DLAMINI BONGIWE SLINDILE	HLANGANANI 3 CREIGHTON IXOPO CN	50	1.272	15	63.6	9.54	73.14
KZ436	Dr Nkosazana Zuma Municipality	NKUMBA	7211202098087	NOTHOLLA HAPPINESS	HLANGANANI 3 CREIGHTON IXOPO CN	50	1.272	15	63.6	9.54	73.14
KZ436	Dr Nkosazana Zuma Municipality	HLANGANANI	7312120750080	MBANUWA NCAMISILE FLORENCE	HLANGANANI 3 CREIGHTON IXOPO CN	50	1.272	15	63.6	9.54	73.14
KZ436	Dr Nkosazana Zuma Municipality	HLANGANANI	7512257248085	MBANUWA SANDILE JUSTICE	HLANGANANI 3 CREIGHTON IXOPO CN	50	1.272	15	63.6	9.54	73.14
KZ436	Dr Nkosazana Zuma Municipality	ENKELEBANTWANA	4902155297081	XASIBA MZMAKHE AMBROSE	MGWABABEBI ENKELEBANTWANA BUI	50	1.272	15	63.6	9.54	73.14
KZ436	Dr Nkosazana Zuma Municipality	HLANGANANI	2401120108087	MBANUWA NOMATATELI	HLANGANANI 3 CREIGHTON IXOPO CN	50	1.272	15	63.6	9.54	73.14
KZ436	Dr Nkosazana Zuma Municipality	HLANGANANI	8502170681081	MINGUNI HLENGIWE PRINCESS	HLANGANANI 3 CREIGHTON IXOPO CN	50	1.272	15	63.6	9.54	73.14
KZ436	Dr Nkosazana Zuma Municipality	HLANGANANI	7711150809081	DLAMINI THOBILE CYNTHIA	HLANGANANI 3 CREIGHTON IXOPO CN	50	1.272	15	63.6	9.54	73.14
KZ436	Dr Nkosazana Zuma Municipality	HLANGANANI	6402265479081	MULTWA BONGINKOSI ERIC	HLANGANANI 3 CREIGHTON IXOPO CN	50	1.272	15	63.6	9.54	73.14
KZ436	Dr Nkosazana Zuma Municipality	ENKELEBANTWANA	1301010101013	NGCOBO M	HOUSE	50	1.272	15	63.6	9.54	73.14
KZ436	Dr Nkosazana Zuma Municipality	UNDERBERG	6512300041087	MNCWABE EUVONNE	Brick House	50	1.272	15	63.6	9.54	73.14
KZ436	Dr Nkosazana Zuma Municipality	HLANGANANI	4302150091086	MBANUWA SEBENZANI	HLANGANANI 3 CREIGHTON IXOPO CN	50	1.272	15	63.6	9.54	73.14
KZ436	Dr Nkosazana Zuma Municipality	HLANGANANI	6801030876083	MBANUWA MANANA BEETA	HLANGANANI 3 CREIGHTON IXOPO CN	50	1.272	15	63.6	9.54	73.14
KZ436	Dr Nkosazana Zuma Municipality	HLANGANANI	5609030357084	MBANUWA SIZEN ALEXIA	HLANGANANI 3 CREIGHTON IXOPO CN	50	1.272	15	63.6	9.54	73.14
KZ436	Dr Nkosazana Zuma Municipality	ENKELEBANTWANA	4608225579081	MKHIZE MSUKELWA PERCY	MGWABABEBI ENKELEBANTWANA BUI	50	1.272	15	63.6	9.54	73.14
KZ436	Dr Nkosazana Zuma Municipality	HLANGANANI	7911160931086	MBANUWA SPHUMILE	HLANGANANI 3 CREIGHTON IXOPO CN	50	1.272	15	63.6	9.54	73.14
KZ436	Dr Nkosazana Zuma Municipality	HLANGANANI	6809100784089	ZULU SIBONGILE	TRADITIONAL HOUSE	50	1.272	15	63.6	9.54	73.14
KZ436	Dr Nkosazana Zuma Municipality	SIZANENJANA KWABUTHO	5610255617087	ZONDO MBONGENI JAMES	SIZANENJANA KWABUTHO S1 UNDERB	50	1.272	15	63.6	9.54	73.14
KZ436	Dr Nkosazana Zuma Municipality	HLANGANANI	7803285766085	MBANUWA FUNOKWAKHE WELCOME	HLANGANANI 3 CREIGHTON IXOPO CN	50	1.272	15	63.6	9.54	73.14
KZ436	Dr Nkosazana Zuma Municipality	HLANGANANI	7408315490080	MDLADLA BHEKIZITHA	TRADITIONAL HOUSE	50	1.272	15	63.6	9.54	73.14
KZ436	Dr Nkosazana Zuma Municipality	HLANGANANI	6002125826081	MKHIZE NYOLITLUS	TRADITIONAL HOUSE	50	1.272	15	63.6	9.54	73.14
KZ436	Dr Nkosazana Zuma Municipality	SIZANENJANA KWABUTHO	3601011957083	MKHULISI NTOMBI	SIZANENJANA KWABUTHO S1 UNDERB	50	1.272	15	63.6	9.54	73.14
KZ436	Dr Nkosazana Zuma Municipality	HLANGANANI	6201013821085	MBANUWA NOMAKHOSI ANNA	HLANGANANI 3 CREIGHTON IXOPO CN	50	1.272	15	63.6	9.54	73.14
KZ436	Dr Nkosazana Zuma Municipality	HLANGANANI	7409111065088	MBANUWA ZAMELE	HLANGANANI 3 CREIGHTON IXOPO CN	50	1.272	15	63.6	9.54	73.14
KZ436	Dr Nkosazana Zuma Municipality	HLANGANANI	7210100396082	MBANUWA XOLISILE	HLANGANANI 3 CREIGHTON IXOPO CN	50	1.272	15	63.6	9.54	73.14
KZ436	Dr Nkosazana Zuma Municipality	HLANGANANI	7302035567083	MBANUWA ERNEST	HLANGANANI 3 CREIGHTON IXOPO CN	50	1.272	15	63.6	9.54	73.14
KZ436	Dr Nkosazana Zuma Municipality	HLANGANANI	5012210881086	MBANUWA NANA THEODORE	HLANGANANI 3 CREIGHTON IXOPO CN	50	1.272	15	63.6	9.54	73.14
KZ436	Dr Nkosazana Zuma Municipality	HLANGANANI	33001120273080	MAGOSO ANNIE	HLANGANANI 3 CREIGHTON IXOPO CN	50	1.272	15	63.6	9.54	73.14
KZ436	Dr Nkosazana Zuma Municipality	ENKELEBANTWANA	6504212555087	MBANUWA LEONARD ZIKHALI	ENKELEBANTWANA S1 BULWER UNDEF	50	1.272	15	63.6	9.54	73.14
KZ436	Dr Nkosazana Zuma Municipality	HLANGANANI	90030235971081	SIMELANE SYANDA	ENKELEBANTWANA S1 BULWER UNDEF	50	1.272	15	63.6	9.54	73.14
KZ436	Dr Nkosazana Zuma Municipality	HLANGANANI	6203085845083	MBANUWA MOOQI LAWRENCE	HLANGANANI 3 CREIGHTON IXOPO CN	50	1.272	15	63.6	9.54	73.14
KZ436	Dr Nkosazana Zuma Municipality	HLANGANANI	6011202986080	MBANUWA ZUMKHELE	HLANGANANI 3 CREIGHTON IXOPO CN	50	1.272	15	63.6	9.54	73.14
KZ436	Dr Nkosazana Zuma Municipality	HLANGANANI	5905175651087	NDWALANE BONGANI SIMON	HLANGANANI 3 CREIGHTON IXOPO CN	50	1.272	15	63.6	9.54	73.14
KZ436	Dr Nkosazana Zuma Municipality	HLANGANANI	660904097081	NDWALANE LANDIWE PROTASIA	HLANGANANI 3 CREIGHTON IXOPO CN	50	1.272	15	63.6	9.54	73.14
KZ436	Dr Nkosazana Zuma Municipality	HLABENI	7804225541083	DLAMINI MKHETHENI	EHLABENI BULWER KZN	50	1.272	15	63.6	9.54	73.14
KZ436	Dr Nkosazana Zuma Municipality	HLANGANANI	890508068084	ZUMA LANDIWE ANNATORIA	HLANGANANI 3 CREIGHTON IXOPO CN	50	1.272	15	63.6	9.54	73.14
KZ436	Dr Nkosazana Zuma Municipality	HLABENI	4208020201088	KHWELA DUMAZILE VENANCIA	EHLABENI BULWER KZN	50	1.272	15	63.6	9.54	73.14
KZ436	Dr Nkosazana Zuma Municipality	HLANGANANI	5910300432080	ZUMA PRESILLA	HLANGANANI 3 CREIGHTON IXOPO CN	50	1.272	15	63.6	9.54	73.14
KZ436	Dr Nkosazana Zuma Municipality	HLANGANANI	6211215780088	MBANUWA SIPHO	HLANGANANI 3 CREIGHTON IXOPO CN	50	1.272	15	63.6	9.54	73.14

KZ436	Dr Nkosazana Zuma Municipality	HLANGANANI	6502125368083	MBANIWA SIBONGISENI	HLANGANANI 3 CREIGHTON IXOPO CN	50	1.272	15	63.6	9.54	73.14
KZ436	Dr Nkosazana Zuma Municipality	HLANGANANI	800825535083	LANGA MKHOKOZISI D	HLANGANANI 3 CREIGHTON IXOPO CN	50	1.272	15	63.6	9.54	73.14
KZ436	Dr Nkosazana Zuma Municipality	HLANGANANI	9608250568087	NDVALANE GOONESS	HLANGANANI 3 CREIGHTON IXOPO CN	50	1.272	15	63.6	9.54	73.14
KZ436	Dr Nkosazana Zuma Municipality	HLANGANANI	5309100733088	NDLOVU NOMAKHWEZI	TRADITIONAL HOUSE	50	1.272	15	63.6	9.54	73.14
KZ436	Dr Nkosazana Zuma Municipality	HLANGANANI	7308115494080	MUTWA MDUDUZI	HLANGANANI 3 CREIGHTON IXOPO CN	50	1.272	15	63.6	9.54	73.14
KZ436	Dr Nkosazana Zuma Municipality	HLANGANANI	52053000699089	DLAMINI THANDI	HLANGANANI 3 CREIGHTON IXOPO CN	50	1.272	15	63.6	9.54	73.14
KZ436	Dr Nkosazana Zuma Municipality	HLANGANANI	3909505239085	DLAMINI STELEMBE	HLANGANANI 3 CREIGHTON IXOPO CN	50	1.272	15	63.6	9.54	73.14
KZ436	Dr Nkosazana Zuma Municipality	HLANGANANI	8108310403087	DLAMINI BEUTY	HLANGANANI 3 CREIGHTON IXOPO CN	50	1.272	15	63.6	9.54	73.14
KZ436	Dr Nkosazana Zuma Municipality	HLANGANANI	8003609898080	NDVALANE PRISCA BONGEKILE	HLANGANANI 3 CREIGHTON IXOPO CN	50	1.272	15	63.6	9.54	73.14
KZ436	Dr Nkosazana Zuma Municipality	HLANGANANI	9604031187081	SHELEMBE BAKHETHILE	HLANGANANI 3 CREIGHTON IXOPO CN	50	1.272	15	63.6	9.54	73.14
KZ436	Dr Nkosazana Zuma Municipality	HLANGANANI	7809214087089	NIULO TAMMY	HLANGANANI 3 CREIGHTON IXOPO CN	50	1.272	15	63.6	9.54	73.14
KZ436	Dr Nkosazana Zuma Municipality	HLANGANANI	8812035956085	NDVALANE THOBANI INNOCENT	HLANGANANI 3 CREIGHTON IXOPO CN	50	1.272	15	63.6	9.54	73.14
KZ436	Dr Nkosazana Zuma Municipality	HLANGANANI	4708210427088	DLAMINI THULELENI	HLANGANANI 3 CREIGHTON IXOPO CN	50	1.272	15	63.6	9.54	73.14
KZ436	Dr Nkosazana Zuma Municipality	HLANGANANI	6512015830084	NDVALANE SENZERA NICHODEMA	HLANGANANI 3 CREIGHTON IXOPO CN	50	1.272	15	63.6	9.54	73.14
KZ436	Dr Nkosazana Zuma Municipality	HLANGANANI	4806030221085	GAMEDI ZIDELISENI	HLANGANANI 3 CREIGHTON IXOPO CN	50	1.272	15	63.6	9.54	73.14
KZ436	Dr Nkosazana Zuma Municipality	SIZANENJANA KWABUTHO	72062050871086	MALEVU SITHEMBISO PENNINGTON	SIZANENJANA KWABUTHO S1 UNDERB	50	1.272	15	63.6	9.54	73.14
KZ436	Dr Nkosazana Zuma Municipality	HLANGANANI	6605270420086	MHLONGO THULISILE ANNATORIA	HLANGANANI 3 CREIGHTON IXOPO CN	50	1.272	15	63.6	9.54	73.14
KZ436	Dr Nkosazana Zuma Municipality	HLANGANANI	5308200660080	SOVELA NOSIPHO A	HLANGANANI 3 CREIGHTON IXOPO CN	50	1.272	15	63.6	9.54	73.14
KZ436	Dr Nkosazana Zuma Municipality	HLANGANANI	5009240195087	DLAMINI MANTOMBANA BETTY	HLANGANANI 3 CREIGHTON IXOPO CN	50	1.272	15	63.6	9.54	73.14
KZ436	Dr Nkosazana Zuma Municipality	HLANGANANI	7604250861087	SOSIBO HEMRIETTA SINDISIWE	HLANGANANI 3 CREIGHTON IXOPO CN	50	1.272	15	63.6	9.54	73.14
KZ436	Dr Nkosazana Zuma Municipality	HLANGANANI	5803020367084	SOSIBO MAKHOSAZANA VAKASHILE	HLANGANANI 3 CREIGHTON IXOPO CN	50	1.272	15	63.6	9.54	73.14
KZ436	Dr Nkosazana Zuma Municipality	HLANGANANI	4909040620088	MOKUBUNA BUSISIWE NONORATTA	HLANGANANI 3 CREIGHTON IXOPO CN	50	1.272	15	63.6	9.54	73.14
KZ436	Dr Nkosazana Zuma Municipality	HLANGANANI	4508095266084	ZULU BHEKIMPI DANIEL	HLANGANANI 3 CREIGHTON IXOPO CN	50	1.272	15	63.6	9.54	73.14
KZ436	Dr Nkosazana Zuma Municipality	HLANGANANI	6801012419086	LANGA KHONZEPHI MARTHIA	HLANGANANI 3 CREIGHTON IXOPO CN	50	1.272	15	63.6	9.54	73.14
KZ436	Dr Nkosazana Zuma Municipality	SIZANENJANA KWABUTHO	5407115683080	MAZIBUKO CHITHIBANDILA MICHAEL	SIZANENJANA KWABUTHO S1 UNDERB	50	1.272	15	63.6	9.54	73.14
KZ436	Dr Nkosazana Zuma Municipality	HLANGANANI	5409020231088	ZUMA PHATHEKILE PELAGRINA	HLANGANANI 3 CREIGHTON IXOPO CN	50	1.272	15	63.6	9.54	73.14
KZ436	Dr Nkosazana Zuma Municipality	HLANGANANI	5808170841085	DLAMINI THOKO MARIA	HLANGANANI 3 CREIGHTON IXOPO CN	50	1.272	15	63.6	9.54	73.14
KZ436	Dr Nkosazana Zuma Municipality	HLANGANANI	4508160371082	CHIVA QONDENI	Traditional house	50	1.272	15	63.6	9.54	73.14
KZ436	Dr Nkosazana Zuma Municipality	AMAKUZA	5305060352083	SOSIBO QONDENI BAKHALISE	BHATINI	50	1.272	15	63.6	9.54	73.14
KZ436	Dr Nkosazana Zuma Municipality	AMAKUZA	5706025881084	KHUBONI ALPHEUS	NOMHOJANA	50	1.272	15	63.6	9.54	73.14
KZ436	Dr Nkosazana Zuma Municipality	HLANGANANI	8010145850088	DLAMINI NHLANHLA CONGRAT	HLANGANANI 3 CREIGHTON IXOPO CN	50	1.272	15	63.6	9.54	73.14
KZ436	Dr Nkosazana Zuma Municipality	AMAKUZA	5605030188081	SHEZI KHULUMILE PAULINA	BHATINI	50	1.272	15	63.6	9.54	73.14
KZ436	Dr Nkosazana Zuma Municipality	HLANGANANI	6611060578083	MZIMANDE NNANTOMBI	TRADITIONAL HOUSE	50	1.272	15	63.6	9.54	73.14
KZ436	Dr Nkosazana Zuma Municipality	AMAKUZA	5301012370083	ZIKODE QONDEKILE BALANDILE	BHATINI	50	1.272	15	63.6	9.54	73.14
KZ436	Dr Nkosazana Zuma Municipality	NKWEZELE	7011170699086	MBAMBO NONHLANHLA	NKWEZELE BULWER KZN	50	1.272	15	63.6	9.54	73.14
KZ436	Dr Nkosazana Zuma Municipality	ENKELBANTWANA	3004180277088	MADLALA E	HOUSE	50	1.272	15	63.6	9.54	73.14
KZ436	Dr Nkosazana Zuma Municipality	AMAKUZA	7309101524088	MBANIWA CEBISILE	BHATINI	50	1.272	15	63.6	9.54	73.14
KZ436	Dr Nkosazana Zuma Municipality	HLABENI	36062801835084	JACA NOWBUSO ELMINA	EHLABENI BULWER KZN	50	1.272	15	63.6	9.54	73.14
KZ436	Dr Nkosazana Zuma Municipality	AMAKUZA	6601021492086	JAMA THOLANI	BHATINI	50	1.272	15	63.6	9.54	73.14
KZ436	Dr Nkosazana Zuma Municipality	AMAKUZA	4709240205080	DLAMINI NOWVULA NCAMISILE	BHATINI	50	1.272	15	63.6	9.54	73.14
KZ436	Dr Nkosazana Zuma Municipality	SIZANENJANA KWABUTHO	4906255267084	SOSIBO NGUBUKAZI	BHATINI	50	1.272	15	63.6	9.54	73.14
KZ436	Dr Nkosazana Zuma Municipality	AMAKUZA	7602280659083	MWELASE ZODWA EDISTA	SIZANENJANA KWABUTHO S1 UNDERB	50	1.272	15	63.6	9.54	73.14
KZ436	Dr Nkosazana Zuma Municipality	AMAKUZA	7912140889089	SOSIBO ZININGI PROMISE	BHATINI	50	1.272	15	63.6	9.54	73.14
KZ436	Dr Nkosazana Zuma Municipality	AMAKUZA	4801020222086	SOSIBO NTO BADUBILE	BHATINI	50	1.272	15	63.6	9.54	73.14
KZ436	Dr Nkosazana Zuma Municipality	HLANGANANI	4911115328084	NIULO MATHULUZA	BRICK HOUSE SIBIZANE	50	1.272	15	63.6	9.54	73.14
KZ436	Dr Nkosazana Zuma Municipality	AMAKUZA	6012092479087	SOSIBO DAMU SENZENI	BHATINI	50	1.272	15	63.6	9.54	73.14
KZ436	Dr Nkosazana Zuma Municipality	AMAKUZA	7309030733081	JAMA JABULILE EUNICE	BHATINI	50	1.272	15	63.6	9.54	73.14
KZ436	Dr Nkosazana Zuma Municipality	SIZANENJANA KWABUTHO	6805285672081	CELE SFSO MOSES	SIZANENJANA KWABUTHO S1 UNDERB	50	1.272	15	63.6	9.54	73.14
KZ436	Dr Nkosazana Zuma Municipality	ENKELBANTWANA	5506200730084	ZUMA QOQEKILE	NKELABANTWANA BULWER KZN	50	1.272	15	63.6	9.54	73.14
KZ436	Dr Nkosazana Zuma Municipality	HLANGANANI	5403100688085	MAKHANYA THOKOZILE	TRADITIONAL HOUSE	50	1.272	15	63.6	9.54	73.14
KZ436	Dr Nkosazana Zuma Municipality	AMAKUZA	3105060216086	DLAMINI NOMAQHINGA	BHATINI	50	1.272	15	63.6	9.54	73.14
KZ436	Dr Nkosazana Zuma Municipality	AMAKUZA	8907076386083	SHEZI SIYABONGA MZWANDILE	BHATINI	50	1.272	15	63.6	9.54	73.14
KZ436	Dr Nkosazana Zuma Municipality	AMAKUZA	6912250301082	MEVELA DUMISILE PROTASIA	NSIMBINI	50	1.272	15	63.6	9.54	73.14
KZ436	Dr Nkosazana Zuma Municipality	SIZANENJANA KWABUTHO	5508075438083	ZONDO MTHENIWA VITUS	SIZANENJANA KWABUTHO S1 UNDERB	50	1.272	15	63.6	9.54	73.14
KZ436	Dr Nkosazana Zuma Municipality	SIZANENJANA KWABUTHO	6903250371084	BASI NONHLANHLA SYLVIA	SIZANENJANA KWABUTHO S1 UNDERB	50	1.272	15	63.6	9.54	73.14
KZ436	Dr Nkosazana Zuma Municipality	HLANGANANI	4911115328084	NIULO MATHULUZA	SHACK	50	1.272	15	63.6	9.54	73.14
KZ436	Dr Nkosazana Zuma Municipality	SIZANENJANA KWABUTHO	4908080191083	MINDAWENI PHUMZILE LIZAH	SIZANENJANA KWABUTHO S1 UNDERB	50	1.272	15	63.6	9.54	73.14
KZ436	Dr Nkosazana Zuma Municipality	AMAKUZA	49051010227086	DLAMINI THOMOLOZA	HLANGANANI	50	1.272	15	63.6	9.54	73.14
KZ436	Dr Nkosazana Zuma Municipality	AMAKUZA	9003085897085	DLAMINI LINDANI	HLANGANANI	50	1.272	15	63.6	9.54	73.14

KZ436	Dr Nkosazana Zuma Municipality	AMAKUZA	7310100511084	JILI BAVUMILE	50	1.272	15	63.6	9.54	73.14
KZ436	Dr Nkosazana Zuma Municipality	HLANGANANI	5301300680086	SIBIYA NOMVULO JUDITH KHETHIWE	50	1.272	15	63.6	9.54	73.14
KZ436	Dr Nkosazana Zuma Municipality	SIZANENJANA KWABUTHO	5407210820082	MIYA NGAKHEPHI NGENZENI	50	1.272	15	63.6	9.54	73.14
KZ436	Dr Nkosazana Zuma Municipality	HLANGANANI	5008240196087	NGUBANE NOKWENZANGANI	50	1.272	15	63.6	9.54	73.14
KZ436	Dr Nkosazana Zuma Municipality	UNDERBERG	2204200104089	MOLLEFE MATTY	50	1.272	15	63.6	9.54	73.14
KZ436	Dr Nkosazana Zuma Municipality	SIZANENJANA KWABUTHO	5411205776085	DLUDLU MKHASHWA PHILLIP	50	1.272	15	63.6	9.54	73.14
KZ436	Dr Nkosazana Zuma Municipality	SIZANENJANA KWABUTHO	5509120860080	DLUDLU PHILISWE SAMELIA	50	1.272	15	63.6	9.54	73.14
KZ436	Dr Nkosazana Zuma Municipality	SIZANENJANA KWABUTHO	5303120869089	MKHULISI NOMATHEMBU PHILPA	50	1.272	15	63.6	9.54	73.14
KZ436	Dr Nkosazana Zuma Municipality	HLANGANANI	540112707100886	NILO MATHLI	50	1.272	15	63.6	9.54	73.14
KZ436	Dr Nkosazana Zuma Municipality	HLANGANANI	3805210264080	DLAMINI MATUMDA	50	1.272	15	63.6	9.54	73.14
KZ436	Dr Nkosazana Zuma Municipality	SIZANENJANA KWABUTHO	6807100864083	MAZIBUKO HLAMUKILE ANNATORIA	50	1.272	15	63.6	9.54	73.14
KZ436	Dr Nkosazana Zuma Municipality	SIZANENJANA KWABUTHO	5307905450886	DLAMINI VUSINDABA PIUS	50	1.272	15	63.6	9.54	73.14
KZ436	Dr Nkosazana Zuma Municipality	SIZANENJANA KWABUTHO	3604255112084	MKHULISE NOKO	50	1.272	15	63.6	9.54	73.14
KZ436	Dr Nkosazana Zuma Municipality	SIZANENJANA KWABUTHO	8007255087081	NDOLOV MPATHONI SIPHIWE	50	1.272	15	63.6	9.54	73.14
KZ436	Dr Nkosazana Zuma Municipality	QULASHE S1	6105290240085	MENELA LONDIWE	50	1.272	15	63.6	9.54	73.14
KZ436	Dr Nkosazana Zuma Municipality	HLANGANANI	6201140685087	SHABALALA SOPHENI	50	1.272	15	63.6	9.54	73.14
KZ436	Dr Nkosazana Zuma Municipality	HIMEVILLE	6512020808081	HLANGEBI ROSE	50	1.272	15	63.6	9.54	73.14
KZ436	Dr Nkosazana Zuma Municipality	QULASHE S1	74001101244088	ZONDI ZOLILE	50	1.272	15	63.6	9.54	73.14
KZ436	Dr Nkosazana Zuma Municipality	SIZANENJANA KWABUTHO	5503170479081	DLAMINI NGELU ZISHODILE	50	1.272	15	63.6	9.54	73.14
KZ436	Dr Nkosazana Zuma Municipality	HLANGANANI	4209210421083	BEKWA SEBENZANI	50	1.272	15	63.6	9.54	73.14
KZ436	Dr Nkosazana Zuma Municipality	SIZANENJANA KWABUTHO	9108180587083	MAZIBUKO SLINDILE WENDY	50	1.272	15	63.6	9.54	73.14
KZ436	Dr Nkosazana Zuma Municipality	SIZANENJANA KWABUTHO	6004265558086	MAZIBUKO MKHEKHELEZI FREDRICK	50	1.272	15	63.6	9.54	73.14
KZ436	Dr Nkosazana Zuma Municipality	SIZANENJANA KWABUTHO	6505305296081	DLAMINI MBONISWA NICHOLAS	50	1.272	15	63.6	9.54	73.14
KZ436	Dr Nkosazana Zuma Municipality	SIZANENJANA KWABUTHO	5009175412085	MTHEMBU JOHANNES JOSEPH	50	1.272	15	63.6	9.54	73.14
KZ436	Dr Nkosazana Zuma Municipality	HLANGANANI	7009235594086	DLAMINI BHEKI	50	1.272	15	63.6	9.54	73.14
KZ436	Dr Nkosazana Zuma Municipality	SIZANENJANA KWABUTHO	4605200319087	SOSIBO GAQANA	50	1.272	15	63.6	9.54	73.14
KZ436	Dr Nkosazana Zuma Municipality	ENKELEBANTWANA	5802190790808	JILI KHANYISILE FLORENCE	50	1.272	15	63.6	9.54	73.14
KZ436	Dr Nkosazana Zuma Municipality	HLANGANANI	6110106135081	KHUBONE ROBERT	50	1.272	15	63.6	9.54	73.14
KZ436	Dr Nkosazana Zuma Municipality	HLANGANANI	5002115700081	BHENGU MZANYWA	50	1.272	15	63.6	9.54	73.14
KZ436	Dr Nkosazana Zuma Municipality	NKUMBA	4601195430088	IZEMANDE VUSUMUZI	50	1.272	15	63.6	9.54	73.14
KZ436	Dr Nkosazana Zuma Municipality	HLANGANANI	6005135394081	ZULU MSAWENKOSI ARMSTRONG	50	1.272	15	63.6	9.54	73.14
KZ436	Dr Nkosazana Zuma Municipality	SIZANENJANA KWABUTHO	7009230588083	MKHULISE NONYAMEZELO EVELYN	50	1.272	15	63.6	9.54	73.14
KZ436	Dr Nkosazana Zuma Municipality	SIZANENJANA KWABUTHO	8610280467083	MTHEMBU NOKUKHANYA ETHEL	50	1.272	15	63.6	9.54	73.14
KZ436	Dr Nkosazana Zuma Municipality	SIZANENJANA KWABUTHO	8905045515089	MTHEMBU THABANE GOUGEN	50	1.272	15	63.6	9.54	73.14
KZ436	Dr Nkosazana Zuma Municipality	SIZANENJANA KWABUTHO	5002160390085	BASI SIZA ANNATORIA	50	1.272	15	63.6	9.54	73.14
KZ436	Dr Nkosazana Zuma Municipality	SIZANENJANA KWABUTHO	5303305353088	MTHEMBU SWELENI DUMAZILE	50	1.272	15	63.6	9.54	73.14
KZ436	Dr Nkosazana Zuma Municipality	HLANGANANI	4608215226081	BEKWA MDINGI	50	1.272	15	63.6	9.54	73.14
KZ436	Dr Nkosazana Zuma Municipality	HLANGANANI	5805095490089	MDLADLA NGOOMBO	50	1.272	15	63.6	9.54	73.14
KZ436	Dr Nkosazana Zuma Municipality	HLANGANANI	8010285366085	ZULU DERICK	50	1.272	15	63.6	9.54	73.14
KZ436	Dr Nkosazana Zuma Municipality	SIZANENJANA KWABUTHO	9101116106086	MNGUNI SIVTHEMBA	50	1.272	15	63.6	9.54	73.14
KZ436	Dr Nkosazana Zuma Municipality	AMAKUZA	8007025479087	VICTOR ZONDI	50	1.272	15	63.6	9.54	73.14
KZ436	Dr Nkosazana Zuma Municipality	HLANGANANI	4512305421083	GAMEDO SIMON	50	1.272	15	63.6	9.54	73.14
KZ436	Dr Nkosazana Zuma Municipality	AMAKUZA	5406170838084	SIBETHA NONKONZO OCTEVIA	50	1.272	15	63.6	9.54	73.14
KZ436	Dr Nkosazana Zuma Municipality	QULASHE S1	8809220427081	SOSIBO MILDRED	50	1.272	15	63.6	9.54	73.14
KZ436	Dr Nkosazana Zuma Municipality	QULASHE S1	6909141027082	SHEZI NGENZENI	50	1.272	15	63.6	9.54	73.14
KZ436	Dr Nkosazana Zuma Municipality	QULASHE S1	8511031007089	MTHEMBU NTOKOZO	50	1.272	15	63.6	9.54	73.14
KZ436	Dr Nkosazana Zuma Municipality	HLANGANANI	3312130170083	ZULU PATRICIA	50	1.272	15	63.6	9.54	73.14
KZ436	Dr Nkosazana Zuma Municipality	SIZANENJANA KWABUTHO	5603065290088	NDOLOV MGOANDI NICHODIMA	50	1.272	15	63.6	9.54	73.14
KZ436	Dr Nkosazana Zuma Municipality	QULASHE S1	9208322080081	SHEZI SIHLE	50	1.272	15	63.6	9.54	73.14
KZ436	Dr Nkosazana Zuma Municipality	HLANGANANI	33030300146083	DLAMINI KOKANI	50	1.272	15	63.6	9.54	73.14
KZ436	Dr Nkosazana Zuma Municipality	QULASHE S1	8406007030088	SHEZI EMMACUJATE	50	1.272	15	63.6	9.54	73.14
KZ436	Dr Nkosazana Zuma Municipality	AMAKUZA	7004150722085	DLAMINI CRESSENTIA BUZANI	50	1.272	15	63.6	9.54	73.14
KZ436	Dr Nkosazana Zuma Municipality	QULASHE S1	7008020359085	ZONDI THOKOZILE	50	1.272	15	63.6	9.54	73.14
KZ436	Dr Nkosazana Zuma Municipality	HLANGANANI	3411110449085	MSIYA NOKWAZI	50	1.272	15	63.6	9.54	73.14
KZ436	Dr Nkosazana Zuma Municipality	AMAKUZA	4609135310088	CHAGWE BHUNGU ALFOS	50	1.272	15	63.6	9.54	73.14
KZ436	Dr Nkosazana Zuma Municipality	HLANGANANI	82012202767087	XABA THOKOZANI	50	1.272	15	63.6	9.54	73.14
KZ436	Dr Nkosazana Zuma Municipality	SIZANENJANA KWABUTHO	520426066089	ZONDO ZITOKILE	50	1.272	15	63.6	9.54	73.14
KZ436	Dr Nkosazana Zuma Municipality	HLANGANANI	4706075231082	DLAMINI MPANO	50	1.272	15	63.6	9.54	73.14
KZ436	Dr Nkosazana Zuma Municipality	AMAKUZA	6707090273084	DLANGISA CACISILE MAVIS	50	1.272	15	63.6	9.54	73.14
KZ436	Dr Nkosazana Zuma Municipality	HLANGANANI	5405090692084	MTOLO ZINCANE CARISTA	50	1.272	15	63.6	9.54	73.14

KZ436	Dr Nkosazana Zuma Municipality	HLANGANANI	6006180749088	DLAMINI PHOZA THOLAKELE	HLANGANANI 4 UNDERBERG KZN	50	1.272	15	63.6	9.54	73.14
KZ436	Dr Nkosazana Zuma Municipality	SIZANENJANA KWABUTHO	6701120548083	MEMELA THEMIBULZE	SIZANENJANA KWABUTHO S1 UNDERB	50	1.272	15	63.6	9.54	73.14
KZ436	Dr Nkosazana Zuma Municipality	QULASHE S1	5802075431084	SMELANE MUZIWEWALI	QULASHE UNDERBURG KZN	50	1.272	15	63.6	9.54	73.14
KZ436	Dr Nkosazana Zuma Municipality	QULASHE S1	7702170406080	ZONDI THEMIBI MAUREEN	QULASHE S1 UNDERBERG CNCKZN OU	50	1.272	15	63.6	9.54	73.14
KZ436	Dr Nkosazana Zuma Municipality	QULASHE S1	9109071160089	MUTHWA NOKUZOLA PRUDENCE	QULASHE S1 UNDERBERG CNCKZN OU	50	1.272	15	63.6	9.54	73.14
KZ436	Dr Nkosazana Zuma Municipality	QULASHE S1	81100665101089	MTOLO MLEKELEI NKOSIBONILE	QULASHE S1 UNDERBERG CNCKZN OU	50	1.272	15	63.6	9.54	73.14
KZ436	Dr Nkosazana Zuma Municipality	HLABENI	6412040283088	DLAMINI IZUNICE CASHELENI	QULASHE S1 UNDERBERG CNCKZN OU	50	1.272	15	63.6	9.54	73.14
KZ436	Dr Nkosazana Zuma Municipality	AMAKUZA	400410361084	XABA BATSHONISILE	Traditional house	50	1.272	15	63.6	9.54	73.14
KZ436	Dr Nkosazana Zuma Municipality	AMAKUZA	4612120767080	KHUBONI NOKWEQA	AMAKUZA UNDERBURG KZN	50	1.272	15	63.6	9.54	73.14
KZ436	Dr Nkosazana Zuma Municipality	ENKELEBANTWAMA	1301010101013	ZONDI L	HOUSE	50	1.272	15	63.6	9.54	73.14
KZ436	Dr Nkosazana Zuma Municipality	AMAKUZA	7401013583086	KHANYILE GLORIA	AMAKUZA UNDERBURG KZN	50	1.272	15	63.6	9.54	73.14
KZ436	Dr Nkosazana Zuma Municipality	AMAKUZA	6601100415081	SHOBA SEBENZILE MARGARET	AMAKUZA UNDERBURG KZN	50	1.272	15	63.6	9.54	73.14
KZ436	Dr Nkosazana Zuma Municipality	AMAKUZA	9009135625087	SHOBA DELANI	AMAKUZA UNDERBURG KZN	50	1.272	15	63.6	9.54	73.14
KZ436	Dr Nkosazana Zuma Municipality	AMAKUZA	5101255638083	SHOBA MKHUZENI AARON	AMAKUZA UNDERBURG KZN	50	1.272	15	63.6	9.54	73.14
KZ436	Dr Nkosazana Zuma Municipality	HLANGANANI	5912250960086	DLAMINI ZICHAZILE	TRADITIONAL HOUSE	50	1.272	15	63.6	9.54	73.14
KZ436	Dr Nkosazana Zuma Municipality	TARSAVALY S1	3001130284081	GAMBU MABANYOI	TARS VALLEY CREIGHTON KZN	50	1.272	15	63.6	9.54	73.14
KZ436	Dr Nkosazana Zuma Municipality	HLANGANANI	5510280418081	MSIYA CLARICE	TRADITIONAL HOUSE	50	1.272	15	63.6	9.54	73.14
KZ436	Dr Nkosazana Zuma Municipality	HLANGANANI	5506101035088	MHLUNGO NOMANONO CORNELIA	HLANGANANI	50	1.272	15	63.6	9.54	73.14
KZ436	Dr Nkosazana Zuma Municipality	QULASHE S1	6411030497088	MBATHA ELSIE	QULASHE UNDERBURG KZN	50	1.272	15	63.6	9.54	73.14
KZ436	Dr Nkosazana Zuma Municipality	AMAKUZA	4810240440089	NDLANGISA XAKEKILE	AMAKHUZE UNDERBURG KZN	50	1.272	15	63.6	9.54	73.14
KZ436	Dr Nkosazana Zuma Municipality	QULASHE S1	7901011166084	DLAMINI ZWINGI	QULASHE UNDERBURG KZN	50	1.272	15	63.6	9.54	73.14
KZ436	Dr Nkosazana Zuma Municipality	AMAKUZA	5911245739080	MTOLO MZAWANI	KILMUN	50	1.272	15	63.6	9.54	73.14
KZ436	Dr Nkosazana Zuma Municipality	AMAKUZA	9102080726081	LUSHABA NOSIPHO GLORIA	KILMUN	50	1.272	15	63.6	9.54	73.14
KZ436	Dr Nkosazana Zuma Municipality	AMAKUZA	8302260469087	DLAMINI BONGEKILE	AMAQADI NCWADI DEEPDALE S1 HOW	50	1.272	15	63.6	9.54	73.14
KZ436	Dr Nkosazana Zuma Municipality	AMAKUZA	7910170283082	ZONDI BONISILE	KILMUN	50	1.272	15	63.6	9.54	73.14
KZ436	Dr Nkosazana Zuma Municipality	AMAKUZA	7909080481086	M'AGOSI BABREKILE CORNELIA	AMAKUZA UNDERBURG KZN	50	1.272	15	63.6	9.54	73.14
KZ436	Dr Nkosazana Zuma Municipality	AMAKUZA	7803100448083	WINNIE 'SHOBA	AMAKUZA KILMUN S1 UNDERBURG CN	50	1.272	15	63.6	9.54	73.14
KZ436	Dr Nkosazana Zuma Municipality	AMAKUZA	58020465381088	SIBUKELI ROBERT MNYUNI	AMAKUZA KILMUN S1 UNDERBURG CN	50	1.272	15	63.6	9.54	73.14
KZ436	Dr Nkosazana Zuma Municipality	AMAKUZA	5901040255089	NOKHATHALA MPHILADHLA	AMAKUZA KILMUN S1 UNDERBURG CN	50	1.272	15	63.6	9.54	73.14
KZ436	Dr Nkosazana Zuma Municipality	AMAKUZA	8302101443085	BAWINILE MAGUBANE	AMAKUZA KILMUN S1 UNDERBURG CN	50	1.272	15	63.6	9.54	73.14
KZ436	Dr Nkosazana Zuma Municipality	AMAKUZA	9012250877087	NGENZENI NJWARA	AMAKUZA KILMUN S1 UNDERBURG CN	50	1.272	15	63.6	9.54	73.14
KZ436	Dr Nkosazana Zuma Municipality	AMAKUZA	7110150590081	BAZIMILE ZIKODE	AMAKUZA KILMUN S1 UNDERBURG CN	50	1.272	15	63.6	9.54	73.14
KZ436	Dr Nkosazana Zuma Municipality	AMAKUZA	7110150590081	BAZIMILE ZIKODE	AMAKUZA KILMUN S1 UNDERBURG CN	50	1.272	15	63.6	9.54	73.14
KZ436	Dr Nkosazana Zuma Municipality	AMAKUZA	7804241011087	NWIDE THULISILE NOKUFIKA	AMAKHUZE UNDERBURG KZN	50	1.272	15	63.6	9.54	73.14
KZ436	Dr Nkosazana Zuma Municipality	AMAKUZA	6603125858089	DEBARKHE MADELA ZIKODE	AMAKUZA KILMUN S1 UNDERBURG CN	50	1.272	15	63.6	9.54	73.14
KZ436	Dr Nkosazana Zuma Municipality	AMAKUZA	7105020625083	MARY THULILENI MBANUWA	AMAKUZA KILMUN S1 UNDERBURG CN	50	1.272	15	63.6	9.54	73.14
KZ436	Dr Nkosazana Zuma Municipality	AMAKUZA	5605315277088	ARON WINDALI	AMAKUZA KILMUN S1 UNDERBURG CN	50	1.272	15	63.6	9.54	73.14
KZ436	Dr Nkosazana Zuma Municipality	AMAKUZA	6109220765088	BUKISILE ZIKODE	AMAKUZA KILMUN S1 UNDERBURG CN	50	1.272	15	63.6	9.54	73.14
KZ436	Dr Nkosazana Zuma Municipality	AMAKUZA	9209101647087	MAKHOSI SHOBA	AMAKUZA KILMUN S1 UNDERBURG CN	50	1.272	15	63.6	9.54	73.14
KZ436	Dr Nkosazana Zuma Municipality	AMAKUZA	4606175255088	DLAMINI MZWEWPI	AMAQADI NCWADI DEEPDALE S1 HOW	50	1.272	15	63.6	9.54	73.14
KZ436	Dr Nkosazana Zuma Municipality	AMAKUZA	4308125178080	SHEZI MCTHWA THOMAS	AMAQADI NCWADI DEEPDALE S1 HOW	50	1.272	15	63.6	9.54	73.14
KZ436	Dr Nkosazana Zuma Municipality	AMAKUZA	9504170454088	FIKILE SHEZI	AMAKUZA KILMUN S1 UNDERBURG CN	50	1.272	15	63.6	9.54	73.14
KZ436	Dr Nkosazana Zuma Municipality	AMAKUZA	8902195939089	SIPHOKUHE MBANUWA	AMAKUZA KILMUN S1 UNDERBURG CN	50	1.272	15	63.6	9.54	73.14
KZ436	Dr Nkosazana Zuma Municipality	AMAKUZA	8212190381080	NIKEZIWE MBANUWA	AMAKUZA KILMUN S1 UNDERBURG CN	50	1.272	15	63.6	9.54	73.14
KZ436	Dr Nkosazana Zuma Municipality	AMAKUZA	7601011776083	BONGSILE MBANUWA	AMAKUZA KILMUN S1 UNDERBURG CN	50	1.272	15	63.6	9.54	73.14
KZ436	Dr Nkosazana Zuma Municipality	AMAKUZA	47050685246084	ZAKHE MBANUWA	AMAKUZA KILMUN S1 UNDERBURG CN	50	1.272	15	63.6	9.54	73.14
KZ436	Dr Nkosazana Zuma Municipality	AMAKUZA	9006052255087	THEMBELANI MBANUWA	AMAKUZA KILMUN S1 UNDERBURG CN	50	1.272	15	63.6	9.54	73.14
KZ436	Dr Nkosazana Zuma Municipality	AMAKUZA	8212261266087	ZANDILE MBANUWA	AMAKUZA KILMUN S1 UNDERBURG CN	50	1.272	15	63.6	9.54	73.14
KZ436	Dr Nkosazana Zuma Municipality	AMAKUZA	7507120372088	YVONNE MBANUWA	AMAKUZA KILMUN S1 UNDERBURG CN	50	1.272	15	63.6	9.54	73.14
KZ436	Dr Nkosazana Zuma Municipality	AMAKUZA	5609235390087	HADEBE WOTI	KILMUN	50	1.272	15	63.6	9.54	73.14
KZ436	Dr Nkosazana Zuma Municipality	AMAKUZA	4806120574088	THULILENI SHOBA	AMAKUZA KILMUN S1 UNDERBURG CN	50	1.272	15	63.6	9.54	73.14
KZ436	Dr Nkosazana Zuma Municipality	HLANGANANI	6604010700089	GAMEDE ESTHER	TRADITIONAL HOUSE	50	1.272	15	63.6	9.54	73.14
KZ436	Dr Nkosazana Zuma Municipality	AMAKUZA	5508070920087	HLALELENI MBANUWA	AMAKUZA KILMUN S1 UNDERBURG CN	50	1.272	15	63.6	9.54	73.14
KZ436	Dr Nkosazana Zuma Municipality	AMAKUZA	6907100453083	NOZIZWE NZIMANDE	AMAKUZA KILMUN S1 UNDERBURG CN	50	1.272	15	63.6	9.54	73.14
KZ436	Dr Nkosazana Zuma Municipality	AMAKUZA	8707171350087	SHOBA PHINDILE	KILMUN	50	1.272	15	63.6	9.54	73.14
KZ436	Dr Nkosazana Zuma Municipality	AMAKUZA	5406200851081	ZININGI NZIMANDE	AMAKUZA KILMUN S1 UNDERBURG CN	50	1.272	15	63.6	9.54	73.14
KZ436	Dr Nkosazana Zuma Municipality	UNDERBERG	7203170402088	SHEZI SIBONGILE	AMAKUZA KILMUN S1 UNDERBURG CN	50	1.272	15	63.6	9.54	73.14
KZ436	Dr Nkosazana Zuma Municipality	AMAKUZA	6604020951086	NOZAMANE PATRICIA ZIKODE	AMAKUZA KILMUN S1 UNDERBURG CN	50	1.272	15	63.6	9.54	73.14
KZ436	Dr Nkosazana Zuma Municipality	AMAKUZA	6611250380084	NTOMBIZODWA BEATA SOSIBO	AMAKUZA KILMUN S1 UNDERBURG CN	50	1.272	15	63.6	9.54	73.14

KZ436	Dr Nkosazana Zuma Municipality	AMAKUZA	8412282125088	THANDEKA SABELA	50	1.272	15	63.6	9.54	73.14
KZ436	Dr Nkosazana Zuma Municipality	AMAKUZA	4207905160084	KANYILE THOMAS	50	1.272	15	63.6	9.54	73.14
KZ436	Dr Nkosazana Zuma Municipality	AMAKUZA	8909061284083	KHANYISILE PRETTY MINDALA	50	1.272	15	63.6	9.54	73.14
KZ436	Dr Nkosazana Zuma Municipality	AMAKUZA	2801250110884	MILUNGUJIKAZI DLAMINI	50	1.272	15	63.6	9.54	73.14
KZ436	Dr Nkosazana Zuma Municipality	AMAKUZA	8202023241080	NTYAWOSE LINDWE	50	1.272	15	63.6	9.54	73.14
KZ436	Dr Nkosazana Zuma Municipality	AMAKUZA	7401081100086	DLAMINI THEMBENI PATIENCE	50	1.272	15	63.6	9.54	73.14
KZ436	Dr Nkosazana Zuma Municipality	AMAKUZA	4906224226088	SHOBA SENZENI	50	1.272	15	63.6	9.54	73.14
KZ436	Dr Nkosazana Zuma Municipality	AMAKUZA	6906120852084	SHOBA BACUPHILE	50	1.272	15	63.6	9.54	73.14
KZ436	Dr Nkosazana Zuma Municipality	AMAKUZA	8909215222088	MILITHWA BONGUMUSA	50	1.272	15	63.6	9.54	73.14
KZ436	Dr Nkosazana Zuma Municipality	AMAKUZA	6403110825080	SHOBA BAHLEKILE	50	1.272	15	63.6	9.54	73.14
KZ436	Dr Nkosazana Zuma Municipality	AMAKUZA	720826503086	TSHEZI MZOVUKILE	50	1.272	15	63.6	9.54	73.14
KZ436	Dr Nkosazana Zuma Municipality	AMAKUZA	8004155346087	JAMA MUSAWENIKOSI ADREAS	50	1.272	15	63.6	9.54	73.14
KZ436	Dr Nkosazana Zuma Municipality	AMAKUZA	7301045425084	YAMA CONRAD BEKANI	50	1.272	15	63.6	9.54	73.14
KZ436	Dr Nkosazana Zuma Municipality	AMAKUZA	4506145488088	PHUNGULA MAMUTUZA	50	1.272	15	63.6	9.54	73.14
KZ436	Dr Nkosazana Zuma Municipality	AMAKUZA	7410220778082	MUWARA NOSANDE	50	1.272	15	63.6	9.54	73.14
KZ436	Dr Nkosazana Zuma Municipality	AMAKUZA	5305130311085	MINCWABE PHEWANI BAMISE	50	1.272	15	63.6	9.54	73.14
KZ436	Dr Nkosazana Zuma Municipality	AMAKUZA	6407040732084	ZUMA SIBONGILE	50	1.272	15	63.6	9.54	73.14
KZ436	Dr Nkosazana Zuma Municipality	AMAKUZA	69022022086087	MGUBUNGU NOLINDELA	50	1.272	15	63.6	9.54	73.14
KZ436	Dr Nkosazana Zuma Municipality	AMAKUZA	8506256402080	DLAMINI LINDOKUHLE	50	1.272	15	63.6	9.54	73.14
KZ436	Dr Nkosazana Zuma Municipality	AMAKUZA	7712025399083	HLOPHE BONGINKHOSI	50	1.272	15	63.6	9.54	73.14
KZ436	Dr Nkosazana Zuma Municipality	AMAKUZA	4803220600084	ZONDI ZIALLE	50	1.272	15	63.6	9.54	73.14
KZ436	Dr Nkosazana Zuma Municipality	AMAKUZA	8611045425085	ZWEZWE SIZWE	50	1.272	15	63.6	9.54	73.14
KZ436	Dr Nkosazana Zuma Municipality	AMAKUZA	5602035978087	LANGA VALUKHAZO JEROME	50	1.272	15	63.6	9.54	73.14
KZ436	Dr Nkosazana Zuma Municipality	AMAKUZA	3907060265082	MKIZE HLUPHEKILE MARTHA	50	1.272	15	63.6	9.54	73.14
KZ436	Dr Nkosazana Zuma Municipality	AMAKUZA	9312010310103	SCHOOL NGQUDWINI PRIMARY SCHOOL	50	1.272	15	63.6	9.54	73.14
KZ436	Dr Nkosazana Zuma Municipality	AMAKUZA	12012090371081	KHANYILE THOKOZILE	50	1.272	15	63.6	9.54	73.14
KZ436	Dr Nkosazana Zuma Municipality	AMAKUZA	6212265569082	SINDANE MZWAHKE	50	1.272	15	63.6	9.54	73.14
KZ436	Dr Nkosazana Zuma Municipality	AMAKUZA	8006205544082	CHAKWE DUMISANE	50	1.272	15	63.6	9.54	73.14
KZ436	Dr Nkosazana Zuma Municipality	AMAKUZA	8808301218085	KHUBONE NGENZE NI FORTUNATE BABHE	50	1.272	15	63.6	9.54	73.14
KZ436	Dr Nkosazana Zuma Municipality	AMAKUZA	8110075612082	XABA ROBERT	50	1.272	15	63.6	9.54	73.14
KZ436	Dr Nkosazana Zuma Municipality	AMAKUZA	3812250370082	MIYA NTOMBITANKE	50	1.272	15	63.6	9.54	73.14
KZ436	Dr Nkosazana Zuma Municipality	AMAKUZA	7707160875087	DLUNGWANA CYNTHIA BUYISIWE	50	1.272	15	63.6	9.54	73.14
KZ436	Dr Nkosazana Zuma Municipality	AMAKUZA	6202120480088	MITOLO NOMVUYE	50	1.272	15	63.6	9.54	73.14
KZ436	Dr Nkosazana Zuma Municipality	AMAKUZA	8203171017082	NZIMANDE NOZIPH O CATHRINE	50	1.272	15	63.6	9.54	73.14
KZ436	Dr Nkosazana Zuma Municipality	AMAKUZA	6010135526088	NGUBANE MUZIKAYISE AMON	50	1.272	15	63.6	9.54	73.14
KZ436	Dr Nkosazana Zuma Municipality	AMAKUZA	9308020701080	MIYA NOXOLO	50	1.272	15	63.6	9.54	73.14
KZ436	Dr Nkosazana Zuma Municipality	AMAKUZA	6812251264083	NGUBANE DOLPHY DUDUZILE	50	1.272	15	63.6	9.54	73.14
KZ436	Dr Nkosazana Zuma Municipality	AMAKUZA	4704188402089	NTSHIZA HEZEKIA	50	1.272	15	63.6	9.54	73.14
KZ436	Dr Nkosazana Zuma Municipality	AMAKUZA	7703020855082	MIYA EUPHROSINA BETHUKILE	50	1.272	15	63.6	9.54	73.14
KZ436	Dr Nkosazana Zuma Municipality	AMAKUZA	5012220657084	DLAMINI MANINGI	50	1.272	15	63.6	9.54	73.14
KZ436	Dr Nkosazana Zuma Municipality	AMAKUZA	6607050456082	ZUNGU NOKUPHIWA	50	1.272	15	63.6	9.54	73.14
KZ436	Dr Nkosazana Zuma Municipality	AMAKUZA	6611060576083	MZIMANDE NNANTOMBI	50	1.272	15	63.6	9.54	73.14
KZ436	Dr Nkosazana Zuma Municipality	AMAKUZA	7804295635088	DLAMINI RAPHEAL SIBONGISENI	50	1.272	15	63.6	9.54	73.14
KZ436	Dr Nkosazana Zuma Municipality	AMAKUZA	4301035519089	MADUNA PHUMOWAKHE	50	1.272	15	63.6	9.54	73.14
KZ436	Dr Nkosazana Zuma Municipality	AMAKUZA	9509011478089	SHEZI NONDUMISO	50	1.272	15	63.6	9.54	73.14
KZ436	Dr Nkosazana Zuma Municipality	AMAKUZA	7807315611088	DLOMVO MZENZELI	50	1.272	15	63.6	9.54	73.14
KZ436	Dr Nkosazana Zuma Municipality	AMAKUZA	4706140122084	MINDALA NONKUMBANE	50	1.272	15	63.6	9.54	73.14
KZ436	Dr Nkosazana Zuma Municipality	AMAKUZA	6307010280082	MJAWA SIBONGILE	50	1.272	15	63.6	9.54	73.14
KZ436	Dr Nkosazana Zuma Municipality	AMAKUZA	6507120275084	ZONDI SKHUVUFEHE	50	1.272	15	63.6	9.54	73.14
KZ436	Dr Nkosazana Zuma Municipality	AMAKUZA	8704010894084	NGCOBO NOMAKRESTU CRESENCIA	50	1.272	15	63.6	9.54	73.14
KZ436	Dr Nkosazana Zuma Municipality	AMAKUZA	9503310460084	MAJUZI MIRRIAN PHILLISWE	50	1.272	15	63.6	9.54	73.14
KZ436	Dr Nkosazana Zuma Municipality	AMAKUZA	9912310123085	ZONDO ZR	50	1.272	15	63.6	9.54	73.14
KZ436	Dr Nkosazana Zuma Municipality	AMAKUZA	5508010327085	DLAMINI BEAMY	50	1.272	15	63.6	9.54	73.14
KZ436	Dr Nkosazana Zuma Municipality	AMAKUZA	8902071146087	MBATHA THANDEKILE BONGIWE	50	1.272	15	63.6	9.54	73.14
KZ436	Dr Nkosazana Zuma Municipality	AMAKUZA	9805100555088	DLAMINI CACISILE	50	1.272	15	63.6	9.54	73.14
KZ436	Dr Nkosazana Zuma Municipality	AMAKUZA	6311220981083	BHENGU SYLVESTER	50	1.272	15	63.6	9.54	73.14
KZ436	Dr Nkosazana Zuma Municipality	AMAKUZA	4803230436084	SHOBA KHOHLAKALE	50	1.272	15	63.6	9.54	73.14
KZ436	Dr Nkosazana Zuma Municipality	AMAKUZA	6208050549081	CAGWE NOCICIELO VICTORIA	50	1.272	15	63.6	9.54	73.14
KZ436	Dr Nkosazana Zuma Municipality	AMAKUZA	47092103138087	SHOBA BASUKILE	50	1.272	15	63.6	9.54	73.14
KZ436	Dr Nkosazana Zuma Municipality	AMAKUZA	5701055259087	GAZU MZONDENI FANA	50	1.272	15	63.6	9.54	73.14





KZ436	Dr Nkosazana Zuma Municipality	HLANGANANI	7612195949084	KHUBONI NKOSIVUMILE BEATS	50	1.272	15	63.6	9.54	73.14
KZ436	Dr Nkosazana Zuma Municipality	NKWEZELE	3806210368087	DLAMINI MIRIRAM	50	1.272	15	63.6	9.54	73.14
KZ436	Dr Nkosazana Zuma Municipality	AMAQADI NCWADI DEEPPDALE	4702025417087	GUMBEDE SIPHIWE RICHARD	50	1.272	15	63.6	9.54	73.14
KZ436	Dr Nkosazana Zuma Municipality	AMAQADI NCWADI DEEPPDALE	5007270232085	MNCWABE CONSTANCE ZAKHONA	50	1.272	15	63.6	9.54	73.14
KZ436	Dr Nkosazana Zuma Municipality	QULASHE S1	7801250474081	MBANAWA JABULILE	50	1.272	15	63.6	9.54	73.14
KZ436	Dr Nkosazana Zuma Municipality	AMAQADI NCWADI DEEPPDALE	6909035951085	DLAMINI SIBUSISO ROBERT	50	1.272	15	63.6	9.54	73.14
KZ436	Dr Nkosazana Zuma Municipality	AMAQADI NCWADI DEEPPDALE	5104175472088	KHUMALO SHAYITZWE VITUS	50	1.272	15	63.6	9.54	73.14
KZ436	Dr Nkosazana Zuma Municipality	QULASHE S1	4208110294084	SOSIBO MATILTA	50	1.272	15	63.6	9.54	73.14
KZ436	Dr Nkosazana Zuma Municipality	AMAQUZA	5001245236081	DLAMINI FELAKHE	50	1.272	15	63.6	9.54	73.14
KZ436	Dr Nkosazana Zuma Municipality	AMAQUZA	86121354001085	DLAMINI KUTHLAKONI PHILEMON	50	1.272	15	63.6	9.54	73.14
KZ436	Dr Nkosazana Zuma Municipality	AMAQUZA	6502260708085	DLAMINI MTHEKU MEDRINA	50	1.272	15	63.6	9.54	73.14
KZ436	Dr Nkosazana Zuma Municipality	HLANGANANI	6206081023084	LUKHOZI NOKUZOLA	50	1.272	15	63.6	9.54	73.14
KZ436	Dr Nkosazana Zuma Municipality	SUN CITY	5607310398083	MEWELA PHILISWE MATHOTHO	50	1.272	15	63.6	9.54	73.14
KZ436	Dr Nkosazana Zuma Municipality	SUN CITY	5408260532080	DUMAKUDE KINKI PHYLLIS	50	1.272	15	63.6	9.54	73.14
KZ436	Dr Nkosazana Zuma Municipality	HLANGANANI	7809100107082	MDLADLA NOMTHANDAZO	50	1.272	15	63.6	9.54	73.14
KZ436	Dr Nkosazana Zuma Municipality	AMAQUZA	7312300713080	DLAMINI BUSISWE	50	1.272	15	63.6	9.54	73.14
KZ436	Dr Nkosazana Zuma Municipality	AMAQUZA	8212090759081	NZIMANDE SIBONGILE	50	1.272	15	63.6	9.54	73.14
KZ436	Dr Nkosazana Zuma Municipality	AMAQUZA	6006035304089	ZIKODE SOLOMON	50	1.272	15	63.6	9.54	73.14
KZ436	Dr Nkosazana Zuma Municipality	AMAQUZA	8311030724085	DLAMINI CABANGILE LUNGELANI	50	1.272	15	63.6	9.54	73.14
KZ436	Dr Nkosazana Zuma Municipality	AMAQUZA	6210102178083	SIBISI NGENZENI DORIS	50	1.272	15	63.6	9.54	73.14
KZ436	Dr Nkosazana Zuma Municipality	AMAQUZA	5807070817088	ZIKODE ZITUSILE DORAH	50	1.272	15	63.6	9.54	73.14
KZ436	Dr Nkosazana Zuma Municipality	AMAQUZA	5101017824088	MINGUNI NGENANISE	50	1.272	15	63.6	9.54	73.14
KZ436	Dr Nkosazana Zuma Municipality	AMAQUZA	7011150560084	NZIMANDE ZANELE	50	1.272	15	63.6	9.54	73.14
KZ436	Dr Nkosazana Zuma Municipality	AMAQUZA	5305035313087	SHOBA SIQHOZA	50	1.272	15	63.6	9.54	73.14
KZ436	Dr Nkosazana Zuma Municipality	QULASHE S1	4505040201083	GAMBU HLALELENI	50	1.272	15	63.6	9.54	73.14
KZ436	Dr Nkosazana Zuma Municipality	UNDERBERG	7408240405085	ZONDI ZITHOBILE	50	1.272	15	63.6	9.54	73.14
KZ436	Dr Nkosazana Zuma Municipality	AMAQUZA	7101205595084	ZWELIBI TOBIAS SHOBA	50	1.272	15	63.6	9.54	73.14
KZ436	Dr Nkosazana Zuma Municipality	AMAQUZA	5604050420086	LOCATIA TSHOBA	50	1.272	15	63.6	9.54	73.14
KZ436	Dr Nkosazana Zuma Municipality	NKWEZELE	6802210465080	NDOVU PHUWZILE ANNASTASIA	50	1.272	15	63.6	9.54	73.14
KZ436	Dr Nkosazana Zuma Municipality	AMAQUZA	8112055521087	SILULEKO EMANUEL SHOBA	50	1.272	15	63.6	9.54	73.14
KZ436	Dr Nkosazana Zuma Municipality	AMAQUZA	8105105820087	LINDOKWAKE DLAMINI	50	1.272	15	63.6	9.54	73.14
KZ436	Dr Nkosazana Zuma Municipality	AMAQUZA	8107050469084	THENIWEWE SHOBA	50	1.272	15	63.6	9.54	73.14
KZ436	Dr Nkosazana Zuma Municipality	AMAQUZA	5301240422086	LUMBO ZWELENI SHOBA	50	1.272	15	63.6	9.54	73.14
KZ436	Dr Nkosazana Zuma Municipality	AMAQUZA	4701010431087	SHOBA BADJULIE CATHRINA	50	1.272	15	63.6	9.54	73.14
KZ436	Dr Nkosazana Zuma Municipality	AMAQUZA	8311281076086	DLAMINI THOBKILE VENENCIA	50	1.272	15	63.6	9.54	73.14
KZ436	Dr Nkosazana Zuma Municipality	AMAQUZA	7401085315086	SHOBA BHEKISICINO ANDRIAS	50	1.272	15	63.6	9.54	73.14
KZ436	Dr Nkosazana Zuma Municipality	AMAQUZA	8304090555085	KHANYEZI THULSILE SIBONGILE	50	1.272	15	63.6	9.54	73.14
KZ436	Dr Nkosazana Zuma Municipality	AMAQUZA	5412030877080	SHOBA CUPHENI MERCY	50	1.272	15	63.6	9.54	73.14
KZ436	Dr Nkosazana Zuma Municipality	AMAQUZA	3909160172085	SHOBA NYANISILE	50	1.272	15	63.6	9.54	73.14
KZ436	Dr Nkosazana Zuma Municipality	AMAQUZA	6210045348082	SHOBA VIKINDABA MICHAEL	50	1.272	15	63.6	9.54	73.14
KZ436	Dr Nkosazana Zuma Municipality	AMAQUZA	8512305811081	SHOBA PHAKAMANI	50	1.272	15	63.6	9.54	73.14
KZ436	Dr Nkosazana Zuma Municipality	AMAQUZA	9203301449089	NZIMANDE ZANELE	50	1.272	15	63.6	9.54	73.14
KZ436	Dr Nkosazana Zuma Municipality	AMAQUZA	8909200593089	SHOBA OCTAVIA ZETHU	50	1.272	15	63.6	9.54	73.14
KZ436	Dr Nkosazana Zuma Municipality	AMAQUZA	9309281582086	DLAMINI NONDUMISO	50	1.272	15	63.6	9.54	73.14
KZ436	Dr Nkosazana Zuma Municipality	AMAQUZA	6802280429088	PHUNGULA THEMBISILE	50	1.272	15	63.6	9.54	73.14
KZ436	Dr Nkosazana Zuma Municipality	AMAQUZA	501112073082	DLAMINI NOMATEZI MESSIANA	50	1.272	15	63.6	9.54	73.14
KZ436	Dr Nkosazana Zuma Municipality	AMAQUZA	6510130654082	DLAMINI BADINGILE THUSHUZA	50	1.272	15	63.6	9.54	73.14
KZ436	Dr Nkosazana Zuma Municipality	AMAQUZA	4506135204081	SHOBA MGOBO	50	1.272	15	63.6	9.54	73.14
KZ436	Dr Nkosazana Zuma Municipality	HLANGANANI	7508040518081	MDLADLA CLAUDIA	50	1.272	15	63.6	9.54	73.14
KZ436	Dr Nkosazana Zuma Municipality	HLANGANANI	13001001001013	MBANAWA ANNASTIAS	50	1.272	15	63.6	9.54	73.14
KZ436	Dr Nkosazana Zuma Municipality	HLABENI	630305934089	KHUBONE CEQE CYPRIAN	50	1.272	15	63.6	9.54	73.14
KZ436	Dr Nkosazana Zuma Municipality	AMAQUZA	5905165754081	SHOBA MFANISENI THERUS	50	1.272	15	63.6	9.54	73.14
KZ436	Dr Nkosazana Zuma Municipality	NKWEZELE	6404106080086	MTOLO SPHATA	50	1.272	15	63.6	9.54	73.14
KZ436	Dr Nkosazana Zuma Municipality	QULASHE S1	6509175069081	SHEZI THAMSANQA MASTER	50	1.272	15	63.6	9.54	73.14
KZ436	Dr Nkosazana Zuma Municipality	NOMANDLOVU	7407035561083	NGOBO MZVANDILE	50	1.272	15	63.6	9.54	73.14
KZ436	Dr Nkosazana Zuma Municipality	QULASHE S1	4301200329082	PHOSWA BACHITHILE CLEMENTIA	50	1.272	15	63.6	9.54	73.14
KZ436	Dr Nkosazana Zuma Municipality	AMAQUZA	6507055814089	SHOBA BHOVI GEDION	50	1.272	15	63.6	9.54	73.14
KZ436	Dr Nkosazana Zuma Municipality	HLANGANANI	4207240271087	MADLALA ELISNAH	50	1.272	15	63.6	9.54	73.14
KZ436	Dr Nkosazana Zuma Municipality	AMAQUZA	8206121263086	SOSIBO SIBONGILE PERCIFIC	50	1.272	15	63.6	9.54	73.14
KZ436	Dr Nkosazana Zuma Municipality	QULASHE S1	5908115740085	MEWELA FANIZO	50	1.272	15	63.6	9.54	73.14



KZ436	Dr Nkosazana Zuma Municipality	NKWEZELE	5201080573081	MIYA SIZANI P	NKWEZELE BULWER KZN	50	1.272	15	63.6	9.54	73.14
KZ436	Dr Nkosazana Zuma Municipality	AMAKUZA	7310070945080	LANGA BUYISILE PAULINE	AMAKHUZE UNDERBURG KZN	50	1.272	15	63.6	9.54	73.14
KZ436	Dr Nkosazana Zuma Municipality	AMAKUZA	8703120768081	DLAMINI BONISWE	AMAKHUZE UNDERBURG KZN	50	1.272	15	63.6	9.54	73.14
KZ436	Dr Nkosazana Zuma Municipality	AMAKUZA	8904275498082	PHUNGULA LUNGISANI	AMAKUZA UNDERBURG KZN	50	1.272	15	63.6	9.54	73.14
KZ436	Dr Nkosazana Zuma Municipality	AMAKUZA	6904215386087	TSHOBA DOTI RICHARD	AMAKUZA UNDERBURG KZN	50	1.272	15	63.6	9.54	73.14
KZ436	Dr Nkosazana Zuma Municipality	NKWEZELE	1301010101013	KHUMALO NTOMBINYONKE	Traditional	50	1.272	15	63.6	9.54	73.14
KZ436	Dr Nkosazana Zuma Municipality	AMAKUZA	8308151250080	MBANUWA THULISILE ANNACLETA	AMAKUZA UNDERBURG KZN	50	1.272	15	63.6	9.54	73.14
KZ436	Dr Nkosazana Zuma Municipality	QULASHE S1	7311075549083	LINDA ZISEBENZELE	QULASHE UNDERBURG KZN	50	1.272	15	63.6	9.54	73.14
KZ436	Dr Nkosazana Zuma Municipality	AMAKUZA	8409250525081	MTHEMBU SANELISWE CORNELIA	AMAKHUZE UNDERBURG KZN	50	1.272	15	63.6	9.54	73.14
KZ436	Dr Nkosazana Zuma Municipality	HLABENI	7804241079084	SHOBA CLAUDIA NCAMISILE	HLABENI S1 UNDERBURG KZN	50	1.272	15	63.6	9.54	73.14
KZ436	Dr Nkosazana Zuma Municipality	BETHLEHEM	7909200849086	KHWELA EUGENIA NONTOKOZO	TRANSOFRMR ZONE PBTZ5	50	1.272	15	63.6	9.54	73.14
KZ436	Dr Nkosazana Zuma Municipality	AMAQADI NCWADI DEEPPDALE	5510010718081	MTHIYANE THEMBI	Traditional House	50	1.272	15	63.6	9.54	73.14
KZ436	Dr Nkosazana Zuma Municipality	AMAKUZA	7707260218089	IXELE THOBILE EUNICE	AMAKHUZE UNDERBURG KZN	50	1.272	15	63.6	9.54	73.14
KZ436	Dr Nkosazana Zuma Municipality	ENKELEBANTWANA	5301195363087	MKHIZE JOSEPH LILI	ENKELEBANTWANA S1 UNDERBERG KZ	50	1.272	15	63.6	9.54	73.14
KZ436	Dr Nkosazana Zuma Municipality	NKWEZELE	1301010101013	MADDALA PETRUS	HOUSE	50	1.272	15	63.6	9.54	73.14
KZ436	Dr Nkosazana Zuma Municipality	AMAKUZA	7111135637088	LINDA HLANGANANI MOSES	AMAKUZA S1 UNDERBERG KZN OU	50	1.272	15	63.6	9.54	73.14
KZ436	Dr Nkosazana Zuma Municipality	AMAKUZA	5103020566086	SHEZI PIKOLANA FIKELPHI	AMAKUZA S1 UNDERBERG KZN OU	50	1.272	15	63.6	9.54	73.14
KZ436	Dr Nkosazana Zuma Municipality	AMAKUZA	5005040567087	MNGUNI BATHINI QIKI	AMAKUZA S1 UNDERBERG KZN OU	50	1.272	15	63.6	9.54	73.14
KZ436	Dr Nkosazana Zuma Municipality	AMAKUZA	4703190590088	MSHENGU NOMANDLA	AMAKUZA S1 UNDERBERG KZN OU	50	1.272	15	63.6	9.54	73.14
KZ436	Dr Nkosazana Zuma Municipality	AMAKUZA	6307100882086	MNGUNI PHUMVLAPHI EDISTA	AMAKUZA S1 UNDERBERG KZN OU	50	1.272	15	63.6	9.54	73.14
KZ436	Dr Nkosazana Zuma Municipality	HLANGANANI	6506240484089	SHABALALA ZANDILE	TRADITIONAL HOUSE	50	1.272	15	63.6	9.54	73.14
KZ436	Dr Nkosazana Zuma Municipality	AMAKUZA	2801040277088	MNGUNI NELANI	AMAKUZA S1 UNDERBERG KZN OU	50	1.272	15	63.6	9.54	73.14
KZ436	Dr Nkosazana Zuma Municipality	AMAKUZA	5804050217082	KHANYILE SIZAKELE CHRISTINIA	AMAKUZA UNDERBURG KZN	50	1.272	15	63.6	9.54	73.14
KZ436	Dr Nkosazana Zuma Municipality	AMAKUZA	68021004771089	MBANUWA ZENZILE NOPHUTHUMA	AMAKUZA S1 UNDERBERG KZN OU	50	1.272	15	63.6	9.54	73.14
KZ436	Dr Nkosazana Zuma Municipality	AMAKUZA	6407195684083	LINDA MABANDLA PETRUS	AMAKUZA S1 UNDERBERG KZN OU	50	1.272	15	63.6	9.54	73.14
KZ436	Dr Nkosazana Zuma Municipality	AMAKUZA	6105280741084	LANGA HLEKISILE FUNAPHI	AMAKUZA S1 UNDERBERG KZN OU	50	1.272	15	63.6	9.54	73.14
KZ436	Dr Nkosazana Zuma Municipality	AMAKUZA	6703100268088	MBATHA NOFELANI ZABALAZILE	AMAKUZA S1 UNDERBERG KZN OU	50	1.272	15	63.6	9.54	73.14
KZ436	Dr Nkosazana Zuma Municipality	AMAKUZA	5512150465080	DLAMINI LKIZILE ASTERIA	AMAKUZA S1 UNDERBERG KZN OU	50	1.272	15	63.6	9.54	73.14
KZ436	Dr Nkosazana Zuma Municipality	AMAKUZA	3704100405087	MNGUNI GUGILE	AMAKUZA S1 UNDERBERG KZN OU	50	1.272	15	63.6	9.54	73.14
KZ436	Dr Nkosazana Zuma Municipality	AMAKUZA	8808280642085	JAMA HLENGILE CYNTHIA	AMAKUZA S1 UNDERBERG KZN OU	50	1.272	15	63.6	9.54	73.14
KZ436	Dr Nkosazana Zuma Municipality	AMAKUZA	8908051075089	MNGUNI ZINHLE ZETHU	AMAKUZA S1 UNDERBERG KZN OU	50	1.272	15	63.6	9.54	73.14
KZ436	Dr Nkosazana Zuma Municipality	AMAKUZA	8511256352087	JAMA KHULEKANI	AMAKUZA S1 UNDERBERG KZN OU	50	1.272	15	63.6	9.54	73.14
KZ436	Dr Nkosazana Zuma Municipality	AMAKUZA	8812140771080	LINDA BUSISIWE FORTUNATE	AMAKUZA S1 UNDERBERG KZN OU	50	1.272	15	63.6	9.54	73.14
KZ436	Dr Nkosazana Zuma Municipality	AMAKUZA	4603135539085	MNGUNI MZOLHITHWAYO	AMAKUZA S1 UNDERBERG KZN OU	50	1.272	15	63.6	9.54	73.14
KZ436	Dr Nkosazana Zuma Municipality	AMAKUZA	5401060794089	MNGUNI MANAKAZI VENENCIA	AMAKUZA S1 UNDERBERG KZN OU	50	1.272	15	63.6	9.54	73.14
KZ436	Dr Nkosazana Zuma Municipality	AMAKUZA	6002180595084	LINDA TSHAVAZANE	AMAKUZA S1 UNDERBERG KZN OU	50	1.272	15	63.6	9.54	73.14
KZ436	Dr Nkosazana Zuma Municipality	AMAKUZA	8710055685081	LINDA SEONGISENI	AMAKUZA S1 UNDERBERG KZN OU	50	1.272	15	63.6	9.54	73.14
KZ436	Dr Nkosazana Zuma Municipality	AMAKUZA	7203104555082	KHANYILE MATHONGO PUTRUS	AMAKUZA UNDERBURG KZN	50	1.272	15	63.6	9.54	73.14
KZ436	Dr Nkosazana Zuma Municipality	AMAKUZA	7401065357082	MCHUNU SPHIWE SOLANUS	AMAKUZA UNDERBURG KZN	50	1.272	15	63.6	9.54	73.14
KZ436	Dr Nkosazana Zuma Municipality	AMAKUZA	6606270416082	LINDA SIZENI VEULE	AMAKUZA S1 UNDERBERG KZN OU	50	1.272	15	63.6	9.54	73.14
KZ436	Dr Nkosazana Zuma Municipality	AMAKUZA	9401061321080	NZIMANDE ZETHU	AMAKUZA S1 UNDERBERG KZN OU	50	1.272	15	63.6	9.54	73.14
KZ436	Dr Nkosazana Zuma Municipality	AMAKUZA	7712180850086	MNGUNI NONIHLANILA EUNICE	AMAKUZA S1 UNDERBERG KZN OU	50	1.272	15	63.6	9.54	73.14
KZ436	Dr Nkosazana Zuma Municipality	AMAKUZA	7411080467089	MNGUNI THOKOZANI JABULILE	AMAKUZA S1 UNDERBERG KZN OU	50	1.272	15	63.6	9.54	73.14
KZ436	Dr Nkosazana Zuma Municipality	AMAKUZA	7809240544087	JOLI NOMBIKO TERESSA	AMAKUZA S1 UNDERBERG KZN OU	50	1.272	15	63.6	9.54	73.14
KZ436	Dr Nkosazana Zuma Municipality	AMAKUZA	5001280198089	CEBEKHULU GUGU BAFIKILE	AMAKUZA S1 UNDERBERG KZN OU	50	1.272	15	63.6	9.54	73.14
KZ436	Dr Nkosazana Zuma Municipality	AMAKUZA	7611090910081	ZUMA PRINCES BONISILE	AMAKUZA S1 UNDERBERG KZN OU	50	1.272	15	63.6	9.54	73.14
KZ436	Dr Nkosazana Zuma Municipality	AMAKUZA	4907020227080	ZUMA NOMATHEMBA HOMISTA	AMAKUZA S1 UNDERBERG KZN OU	50	1.272	15	63.6	9.54	73.14
KZ436	Dr Nkosazana Zuma Municipality	AMAKUZA	5207060296080	MBATHA SIZENI MAGAGRET	AMAKUZA S1 UNDERBERG KZN OU	50	1.272	15	63.6	9.54	73.14
KZ436	Dr Nkosazana Zuma Municipality	AMAKUZA	8107004074087	MNGUNI CATHERINE LETHIWE	AMAKUZA S1 UNDERBERG KZN OU	50	1.272	15	63.6	9.54	73.14
KZ436	Dr Nkosazana Zuma Municipality	AMAKUZA	8407250670086	CEBEKHULU THENIWE SLYVIA	AMAKUZA S1 UNDERBERG KZN OU	50	1.272	15	63.6	9.54	73.14
KZ436	Dr Nkosazana Zuma Municipality	AMAKUZA	5005220719086	LANGA NOMAGUGU STEPHINIA	AMAKUZA UNDERBURG KZN	50	1.272	15	63.6	9.54	73.14
KZ436	Dr Nkosazana Zuma Municipality	QULASHE S1	4608280586088	MTOLO CABANGANI	AMAKUZA UNDERBURG KZN	50	1.272	15	63.6	9.54	73.14
KZ436	Dr Nkosazana Zuma Municipality	HLANGANANI	2410101008081	KHATI NOMAYE	TRADITIONAL HOUSE	50	1.272	15	63.6	9.54	73.14
KZ436	Dr Nkosazana Zuma Municipality	HLANGANANI	7212140966080	SHLEZANA DUMAZILE	EHLANE AREA	50	1.272	15	63.6	9.54	73.14
KZ436	Dr Nkosazana Zuma Municipality	AMAKUZA	7801300371089	ZUMA THABILE	AMAKUZA S1 UNDERBERG KZN OU	50	1.272	15	63.6	9.54	73.14
KZ436	Dr Nkosazana Zuma Municipality	AMAKUZA	6512020733083	MBANUWA PHILLIPINE IRENE	AMAKUZA UNDERBURG KZN	50	1.272	15	63.6	9.54	73.14
KZ436	Dr Nkosazana Zuma Municipality	AMAKUZA	5305030872087	SHEZI NOMABUJAZI CATHRINE	AMAKHUZE UNDERBURG KZN	50	1.272	15	63.6	9.54	73.14
KZ436	Dr Nkosazana Zuma Municipality	HLANGANANI	4903140421083	DZANIBE NOMINKELO	TRADITIONAL HOUSE	50	1.272	15	63.6	9.54	73.14
KZ436	Dr Nkosazana Zuma Municipality	AMAKUZA	7210151120789	LINDA RITA GABISILE	AMAKUZA S1 UNDERBERG KZN OU	50	1.272	15	63.6	9.54	73.14
KZ436	Dr Nkosazana Zuma Municipality	AMAKUZA	2902025284089	LINDA DUBUJIA NICHOLAS	AMAKUZA S1 UNDERBERG KZN OU	50	1.272	15	63.6	9.54	73.14

KZ436	Dr Nkosazana Zuma Municipality	AMAKUZA	7708250952083	LINDA VAMISILE CYNTHIAI	AMAKUZA S1 UNDERBERG KZN OU	50	1.272	15	63.6	9.54	73.14
KZ436	Dr Nkosazana Zuma Municipality	AMAKUZA	2311130129082	LINDA MKEFU SARAPHUMA	AMAKUZA S1 UNDERBERG KZN OU	50	1.272	15	63.6	9.54	73.14
KZ436	Dr Nkosazana Zuma Municipality	HLANGANANI	4511175329087	MNCWABE GAVINI SIPHIWE	HLANGANANI	50	1.272	15	63.6	9.54	73.14
KZ436	Dr Nkosazana Zuma Municipality	AMAKUZA	79122010109088	KHUMALO THEMBEKILE JOYCE	AMAKUZA UNDERBERG KZN	50	1.272	15	63.6	9.54	73.14
KZ436	Dr Nkosazana Zuma Municipality	AMAKUZA	880610759083	MBANUWA PROTASIA ZANDILE	AMAKUZA S1 UNDERBERG KZN OU	50	1.272	15	63.6	9.54	73.14
KZ436	Dr Nkosazana Zuma Municipality	AMAKUZA	6101100273085	DLAMINI BALUNGILE MUNTU EUDA	AMAKUZA S1 UNDERBERG KZN OU	50	1.272	15	63.6	9.54	73.14
KZ436	Dr Nkosazana Zuma Municipality	AMAKUZA	8910090954084	KHUBONE LUNGISILE	AMAKUZA S1 UNDERBERG KZN OU	50	1.272	15	63.6	9.54	73.14
KZ436	Dr Nkosazana Zuma Municipality	AMAKUZA	7305140534088	LINDA NONHLANHLA	AMAKUZA S1 UNDERBERG KZN OU	50	1.272	15	63.6	9.54	73.14
KZ436	Dr Nkosazana Zuma Municipality	NKWEZELE	7207055357085	DLAMINI JABULANI LEARNARD	NKWEZELE UNDERBERG KZN	50	1.272	15	63.6	9.54	73.14
KZ436	Dr Nkosazana Zuma Municipality	AMAKUZA	7301010357080	LINDA SELLY TSHEKILE	AMAKUZA S1 UNDERBERG KZN OU	50	1.272	15	63.6	9.54	73.14
KZ436	Dr Nkosazana Zuma Municipality	AMAKUZA	7610025769083	MTHEMBU DELANI KHAYALAKE	AMAKUZA S1 UNDERBERG KZN OU	50	1.272	15	63.6	9.54	73.14
KZ436	Dr Nkosazana Zuma Municipality	AMAKUZA	7401340905087	MTHEMBU SINDY PRAXEDIS	AMAKUZA S1 UNDERBERG KZN OU	50	1.272	15	63.6	9.54	73.14
KZ436	Dr Nkosazana Zuma Municipality	AMAKUZA	6506200314086	NYINDE BONISWE BEAUTY	AMAKHUZE UNDERBERG KZN	50	1.272	15	63.6	9.54	73.14
KZ436	Dr Nkosazana Zuma Municipality	AMAKUZA	9301225468084	LINDA MONDLU BUSANI	AMAKUZA S1 UNDERBERG KZN OU	50	1.272	15	63.6	9.54	73.14
KZ436	Dr Nkosazana Zuma Municipality	AMAKUZA	9109155945082	LINDA NHLAKANIPIHO	AMAKUZA S1 UNDERBERG KZN OU	50	1.272	15	63.6	9.54	73.14
KZ436	Dr Nkosazana Zuma Municipality	AMAKUZA	6401075361083	DLAMINI MBUYISELWA HENHRY	AMAKUZA S1 UNDERBERG KZN OU	50	1.272	15	63.6	9.54	73.14
KZ436	Dr Nkosazana Zuma Municipality	AMAKUZA	6911025416084	MBANUWA ERNEST LANGELIHE	AMAKUZA S1 UNDERBERG KZN OU	50	1.272	15	63.6	9.54	73.14
KZ436	Dr Nkosazana Zuma Municipality	AMAKUZA	3412250688086	MINGUNI REGINA THOKOZILE	AMAKUZA S1 UNDERBERG KZN OU	50	1.272	15	63.6	9.54	73.14
KZ436	Dr Nkosazana Zuma Municipality	AMAKUZA	7701013384082	KUNENE NONHLANHLA ETHEL	AMAKUZA S1 UNDERBERG KZN OU	50	1.272	15	63.6	9.54	73.14
KZ436	Dr Nkosazana Zuma Municipality	NKWEZELE	430115397083	NOLELA MIDIDYELI	HOUSE	50	1.272	15	63.6	9.54	73.14
KZ436	Dr Nkosazana Zuma Municipality	AMAKUZA	7904075954087	MINGUNI MCACISI	AMAKUZA S1 UNDERBERG KZN OU	50	1.272	15	63.6	9.54	73.14
KZ436	Dr Nkosazana Zuma Municipality	AMAKUZA	7804051129086	MBANUWA NONKULILEKO	AMAKUZA S1 UNDERBERG KZN OU	50	1.272	15	63.6	9.54	73.14
KZ436	Dr Nkosazana Zuma Municipality	AMAKUZA	5202120366080	MINGUNI SENZENI MILDRED	AMAKUZA S1 UNDERBERG KZN OU	50	1.272	15	63.6	9.54	73.14
KZ436	Dr Nkosazana Zuma Municipality	HLANGANANI	6305050677084	MTOLO DORRIS	TRADITIONAL HOUSE	50	1.272	15	63.6	9.54	73.14
KZ436	Dr Nkosazana Zuma Municipality	AMAKUZA	93002021023081	MBANUWA NOBUHLE	AMAKUZA S1 UNDERBERG KZN OU	50	1.272	15	63.6	9.54	73.14
KZ436	Dr Nkosazana Zuma Municipality	AMAKUZA	8104076167081	MINGUNI SIMPHIWE LAWRENCE	AMAKUZA S1 UNDERBERG KZN OU	50	1.272	15	63.6	9.54	73.14
KZ436	Dr Nkosazana Zuma Municipality	AMAKUZA	67111060427081	MHLONGO NCAMISILE MAVIS	AMAKUZA S1 UNDERBERG KZN OU	50	1.272	15	63.6	9.54	73.14
KZ436	Dr Nkosazana Zuma Municipality	AMAKUZA	7406040584080	MINGUNI LINDENI NORA	AMAKHUZE UNDERBERG KZN	50	1.272	15	63.6	9.54	73.14
KZ436	Dr Nkosazana Zuma Municipality	HLANGANANI	7109230403083	MBANUWA GULAU	TRADITIONAL HOUSE	50	1.272	15	63.6	9.54	73.14
KZ436	Dr Nkosazana Zuma Municipality	AMAKUZA	7210200490082	MINGUNI DINWAHINI	AMAKUZA S1 UNDERBERG KZN OU	50	1.272	15	63.6	9.54	73.14
KZ436	Dr Nkosazana Zuma Municipality	AMAKUZA	8311155945085	MKHIZE FABIAN MTHOKOZISI	AMAKHUZE UNDERBURG KZN	50	1.272	15	63.6	9.54	73.14
KZ436	Dr Nkosazana Zuma Municipality	AMAKUZA	8103215521083	MBANUWA MXOLISI KHEHO	AMAKUZA S1 UNDERBERG KZN OU	50	1.272	15	63.6	9.54	73.14
KZ436	Dr Nkosazana Zuma Municipality	AMAKUZA	6608040593083	MBANUWA NTOMBIZINI DUDUZILE	AMAKUZA S1 UNDERBERG KZN OU	50	1.272	15	63.6	9.54	73.14
KZ436	Dr Nkosazana Zuma Municipality	AMAKUZA	8406036621080	PHUNGULA ZAKHELE	AMAKUZA S1 UNDERBERG KZN OU	50	1.272	15	63.6	9.54	73.14
KZ436	Dr Nkosazana Zuma Municipality	AMAKUZA	6103120672080	PHUNGULA THOKOZANI GRACIA	AMAKUZA UNDERBURG KZN	50	1.272	15	63.6	9.54	73.14
KZ436	Dr Nkosazana Zuma Municipality	AMAKUZA	6609100475088	NTSHIZA MAKHOSI	AMAKUZA S1 UNDERBERG KZN OU	50	1.272	15	63.6	9.54	73.14
KZ436	Dr Nkosazana Zuma Municipality	AMAKUZA	9301041309082	DLAMINI VUMILE	AMAKUZA S1 UNDERBERG KZN OU	50	1.272	15	63.6	9.54	73.14
KZ436	Dr Nkosazana Zuma Municipality	AMAKUZA	6712121020089	KUNENE BABONGILE MONICA	AMAKUZA S1 UNDERBERG KZN OU	50	1.272	15	63.6	9.54	73.14
KZ436	Dr Nkosazana Zuma Municipality	AMAKUZA	7809181001089	KUNENE WIVILE PROTASIA	AMAKUZA S1 UNDERBERG KZN OU	50	1.272	15	63.6	9.54	73.14
KZ436	Dr Nkosazana Zuma Municipality	HLANGANANI	5805020452089	CHIYA DUDUZILE	TRADITIONAL HOUSE	50	1.272	15	63.6	9.54	73.14
KZ436	Dr Nkosazana Zuma Municipality	HIMEVILLE	4702250420089	MLOTSHWA CATHERINE	Brick House	50	1.272	15	63.6	9.54	73.14
KZ436	Dr Nkosazana Zuma Municipality	AMAKUZA	5001100103087	MIYA SELUMA NOLINDELA	AMAKUZA S1 UNDERBERG KZN OU	50	1.272	15	63.6	9.54	73.14
KZ436	Dr Nkosazana Zuma Municipality	AMAKUZA	4502185471084	MINGUNI MZONZIWA ERASMUS	AMAKUZA S1 UNDERBERG KZN OU	50	1.272	15	63.6	9.54	73.14
KZ436	Dr Nkosazana Zuma Municipality	AMAKUZA	9107311148088	DLAMINI LULEKA MAVIS	AMAKHUZE UNDERBURG KZN	50	1.272	15	63.6	9.54	73.14
KZ436	Dr Nkosazana Zuma Municipality	AMAKUZA	8108120580082	KHUBONE GOODNESS THANDEKA	AMAKUZA S1 UNDERBERG KZN OU	50	1.272	15	63.6	9.54	73.14
KZ436	Dr Nkosazana Zuma Municipality	AMAKUZA	5709280284085	MINGUNI DUDUZILE PRADEXIS	AMAKUZA S1 UNDERBERG KZN OU	50	1.272	15	63.6	9.54	73.14
KZ436	Dr Nkosazana Zuma Municipality	AMAKUZA	6808160501086	KUNENE LUNGELANI PATIENCE	AMAKUZA S1 UNDERBERG KZN OU	50	1.272	15	63.6	9.54	73.14
KZ436	Dr Nkosazana Zuma Municipality	ENKELEBANTWANA	8605135618088	NZIMANDE SANDILE	NKELASANTWANA BULWER KZN	50	1.272	15	63.6	9.54	73.14
KZ436	Dr Nkosazana Zuma Municipality	AMAKUZA	680285308083	KHUBONE MZONGANI	AMAKUZA S1 UNDERBERG KZN OU	50	1.272	15	63.6	9.54	73.14
KZ436	Dr Nkosazana Zuma Municipality	AMAKUZA	6807075834087	KUNENE MHLANGAKHULA VITUS	AMAKUZA S1 UNDERBERG KZN OU	50	1.272	15	63.6	9.54	73.14
KZ436	Dr Nkosazana Zuma Municipality	AMAKUZA	3201040504087	KUNENE NOMAKWITI CORNELIA	AMAKUZA S1 UNDERBERG KZN OU	50	1.272	15	63.6	9.54	73.14
KZ436	Dr Nkosazana Zuma Municipality	AMAKUZA	8001120904081	MINGUNI KWENZEKILE BRIDGET	AMAKUZA S1 UNDERBERG KZN OU	50	1.272	15	63.6	9.54	73.14
KZ436	Dr Nkosazana Zuma Municipality	AMAKUZA	5902140600083	DLAMINI FIKILE WINNIEFRIDAH	AMAKUZA S1 UNDERBERG KZN OU	50	1.272	15	63.6	9.54	73.14
KZ436	Dr Nkosazana Zuma Municipality	AMAKUZA	6203080945086	MHLUNGU FIKILE PATRICIA	AMAKUZA S1 UNDERBERG KZN OU	50	1.272	15	63.6	9.54	73.14
KZ436	Dr Nkosazana Zuma Municipality	AMAKUZA	6607155521087	ZUMA MLANULU ALFRED	AMAKUZA S1 UNDERBERG KZN OU	50	1.272	15	63.6	9.54	73.14
KZ436	Dr Nkosazana Zuma Municipality	HLANGANANI	8001016354086	KUBONI NKOSINATHI	TRADITIONAL HOUSE	50	1.272	15	63.6	9.54	73.14
KZ436	Dr Nkosazana Zuma Municipality	AMAKUZA	3706300237087	MKELWANI MKELEWANI	AMAKUZA S1 UNDERBERG KZN OU	50	1.272	15	63.6	9.54	73.14
KZ436	Dr Nkosazana Zuma Municipality	AMAKUZA	3602115273088	DLAMINI MADLOTHO	AMAKUZA S1 UNDERBERG KZN OU	50	1.272	15	63.6	9.54	73.14
KZ436	Dr Nkosazana Zuma Municipality	UNDERBERG	6510201075084	NKOWO ZOLEKA	Brick House	50	1.272	15	63.6	9.54	73.14

KZ436	Dr Nkosazana Zuma Municipality	AMAKUZA	7212270371085	ZUMA CLEMENCIA	50	1.272	15	63.6	9.54	73.14
KZ436	Dr Nkosazana Zuma Municipality	AMAKUZA	7702202767085	DLAMINI THANDAZILE PATRICIA	50	1.272	15	63.6	9.54	73.14
KZ436	Dr Nkosazana Zuma Municipality	AMAKUZA	9605115632082	DLAMINI ZAKHE LIFE	50	1.272	15	63.6	9.54	73.14
KZ436	Dr Nkosazana Zuma Municipality	AMAKUZA	9510130834087	MINGUNI XOLISILE	50	1.272	15	63.6	9.54	73.14
KZ436	Dr Nkosazana Zuma Municipality	AMAKUZA	8911120847082	MAGOSO NOSIPIHO PROTASIA	50	1.272	15	63.6	9.54	73.14
KZ436	Dr Nkosazana Zuma Municipality	NOMANDLOVU	5907110786085	MEMELA BATOKILE THERESSA	50	1.272	15	63.6	9.54	73.14
KZ436	Dr Nkosazana Zuma Municipality	AMAKUZA	5402255672084	LINDA SIBANGANI ALEX	50	1.272	15	63.6	9.54	73.14
KZ436	Dr Nkosazana Zuma Municipality	NOMANDLOVU	4211090198085	DIADA MAMAZA	50	1.272	15	63.6	9.54	73.14
KZ436	Dr Nkosazana Zuma Municipality	AMAKUZA	6403125820084	LINDA ALBERT ZIMISE	50	1.272	15	63.6	9.54	73.14
KZ436	Dr Nkosazana Zuma Municipality	AMAKUZA	5011305447080	MINGUNI IMBHEKEMI DENNIS	50	1.272	15	63.6	9.54	73.14
KZ436	Dr Nkosazana Zuma Municipality	ENKELBANTWANA	1301010101013	NCOBENI M	50	1.272	15	63.6	9.54	73.14
KZ436	Dr Nkosazana Zuma Municipality	AMAKUZA	7980870442081	DLAMINI CONSTANCE DELISILE	50	1.272	15	63.6	9.54	73.14
KZ436	Dr Nkosazana Zuma Municipality	AMAKUZA	5906180739086	INDALI HLEBEKILE KATHRINA	50	1.272	15	63.6	9.54	73.14
KZ436	Dr Nkosazana Zuma Municipality	NOMANDLOVU	5601101066082	SOKHELA NANA	50	1.272	15	63.6	9.54	73.14
KZ436	Dr Nkosazana Zuma Municipality	NKWEZELE	8305061154089	MNCWABE SILINDILE	50	1.272	15	63.6	9.54	73.14
KZ436	Dr Nkosazana Zuma Municipality	AMAKUZA	5312055289088	MINTUNGWA BHEKINODDA PHILIP	50	1.272	15	63.6	9.54	73.14
KZ436	Dr Nkosazana Zuma Municipality	AMAKUZA	8205176069083	ZONDI MUZIWENKOSI	50	1.272	15	63.6	9.54	73.14
KZ436	Dr Nkosazana Zuma Municipality	HLABENI	6001015839082	BIYASE BHEKINHLANHLA PAULOS	50	1.272	15	63.6	9.54	73.14
KZ436	Dr Nkosazana Zuma Municipality	AMAKUZA	8509146073087	DLAMINI BAFANA APOLLINARIS	50	1.272	15	63.6	9.54	73.14
KZ436	Dr Nkosazana Zuma Municipality	AMAKUZA	8809091418083	DLAMINI MANDISA POLTE	50	1.272	15	63.6	9.54	73.14
KZ436	Dr Nkosazana Zuma Municipality	AMAKUZA	7810025952081	DLAMINI NICHODEM DUMISANI	50	1.272	15	63.6	9.54	73.14
KZ436	Dr Nkosazana Zuma Municipality	NKWEZELE	4401250589088	NDOVU NCAMISILE	50	1.272	15	63.6	9.54	73.14
KZ436	Dr Nkosazana Zuma Municipality	NKWEZELE	650220643083	ZONDI ESLINA SALAWENZANI	50	1.272	15	63.6	9.54	73.14
KZ436	Dr Nkosazana Zuma Municipality	NKWEZELE	9108070928082	DUMA GRINETH	50	1.272	15	63.6	9.54	73.14
KZ436	Dr Nkosazana Zuma Municipality	NKWEZELE	8403051159083	KHUBONE HLEPHI OCTAVIA	50	1.272	15	63.6	9.54	73.14
KZ436	Dr Nkosazana Zuma Municipality	NKWEZELE	5102205654089	WESSELS DELOPOTJUS	50	1.272	15	63.6	9.54	73.14
KZ436	Dr Nkosazana Zuma Municipality	AMAKUZA	6802290618084	DLAMINI BUTSILE	50	1.272	15	63.6	9.54	73.14
KZ436	Dr Nkosazana Zuma Municipality	AMAKUZA	6408290356087	MHLUNGU ZUMKILE MARGARET	50	1.272	15	63.6	9.54	73.14
KZ436	Dr Nkosazana Zuma Municipality	AMAKUZA	7412010756088	ZONDI YAMSILE ELAZEBETH	50	1.272	15	63.6	9.54	73.14
KZ436	Dr Nkosazana Zuma Municipality	AMAKUZA	5707235279085	SHEZI MANDLAKAYISE THEOBALD	50	1.272	15	63.6	9.54	73.14
KZ436	Dr Nkosazana Zuma Municipality	AMAKUZA	4006160452085	MBOTHE NOZIZWE CECILIA	50	1.272	15	63.6	9.54	73.14
KZ436	Dr Nkosazana Zuma Municipality	AMAKUZA	9608245542080	PHUNGULA SVABONGA	50	1.272	15	63.6	9.54	73.14
KZ436	Dr Nkosazana Zuma Municipality	AMAKUZA	7511030222086	KHUBONI FIKILE ALEX	50	1.272	15	63.6	9.54	73.14
KZ436	Dr Nkosazana Zuma Municipality	AMAKUZA	5012190197087	DLAMINI SOLEKILE	50	1.272	15	63.6	9.54	73.14
KZ436	Dr Nkosazana Zuma Municipality	AMAKUZA	6604200490089	MHLONGO LINDIWE MATILDA	50	1.272	15	63.6	9.54	73.14
KZ436	Dr Nkosazana Zuma Municipality	HLANGANANI	8008190481080	BERWA XABA MARIA SIBONGILE	50	1.272	15	63.6	9.54	73.14
KZ436	Dr Nkosazana Zuma Municipality	HLANGANANI	4211180366089	MOQABELI BATRICE	50	1.272	15	63.6	9.54	73.14
KZ436	Dr Nkosazana Zuma Municipality	AMAKUZA	5010170197085	DLAMINI TY BEATRICE	50	1.272	15	63.6	9.54	73.14
KZ436	Dr Nkosazana Zuma Municipality	AMAKUZA	4205120449088	DLAMINI NTOMBI ETHELDRETHA	50	1.272	15	63.6	9.54	73.14
KZ436	Dr Nkosazana Zuma Municipality	AMAKUZA	3811270161083	DLAMINI MATUTU LAIZAH	50	1.272	15	63.6	9.54	73.14
KZ436	Dr Nkosazana Zuma Municipality	AMAKUZA	4808180202089	DLAMINI FAKAZILE ANNA MARIA	50	1.272	15	63.6	9.54	73.14
KZ436	Dr Nkosazana Zuma Municipality	CREIGHTON PREPAID	7909070690081	GAMEDÉ CABANGILE	50	1.272	15	63.6	9.54	73.14
KZ436	Dr Nkosazana Zuma Municipality	AMAKUZA	4701045186086	PHUNGULA ZUZU TOBAIS	50	1.272	15	63.6	9.54	73.14
KZ436	Dr Nkosazana Zuma Municipality	AMAKUZA	5712130178085	DLAMINI LIZZIE PETRONELLA	50	1.272	15	63.6	9.54	73.14
KZ436	Dr Nkosazana Zuma Municipality	AMAKUZA	7206180313088	DLAMINI BUHLE	50	1.272	15	63.6	9.54	73.14
KZ436	Dr Nkosazana Zuma Municipality	AMAKUZA	9301290822082	MAWARA NOMBIKO NTOMBIVEMVELO	50	1.272	15	63.6	9.54	73.14
KZ436	Dr Nkosazana Zuma Municipality	AMAKUZA	9307041086083	MBANUWA BAWEZILE	50	1.272	15	63.6	9.54	73.14
KZ436	Dr Nkosazana Zuma Municipality	AMAKUZA	8409090448080	MTHEMEU GRACIA MANDY	50	1.272	15	63.6	9.54	73.14
KZ436	Dr Nkosazana Zuma Municipality	AMAKUZA	8907115819086	ZONDI LUNGULO VICTOR	50	1.272	15	63.6	9.54	73.14
KZ436	Dr Nkosazana Zuma Municipality	AMAKUZA	7209251080081	ZONDI ZENZILE TEGLAR	50	1.272	15	63.6	9.54	73.14
KZ436	Dr Nkosazana Zuma Municipality	AMAKUZA	9107240791081	MAWARA NOMVULO	50	1.272	15	63.6	9.54	73.14
KZ436	Dr Nkosazana Zuma Municipality	AMAKUZA	5009085221082	MOTAUING THABO MAHABE	50	1.272	15	63.6	9.54	73.14
KZ436	Dr Nkosazana Zuma Municipality	AMAKUZA	4203210272080	SOSIBO NOWAZI	50	1.272	15	63.6	9.54	73.14
KZ436	Dr Nkosazana Zuma Municipality	AMAKUZA	8012256693083	ZONDI SIBONGISENI PATRIC	50	1.272	15	63.6	9.54	73.14
KZ436	Dr Nkosazana Zuma Municipality	HLANGANANI	4712085542088	DLAMINI MTINWAWA	50	1.272	15	63.6	9.54	73.14
KZ436	Dr Nkosazana Zuma Municipality	AMAKUZA	4708300427089	ZONDI BALESI HILDA	50	1.272	15	63.6	9.54	73.14
KZ436	Dr Nkosazana Zuma Municipality	AMAKUZA	5909170761081	PHUNGULA ANNA THAKATHILE	50	1.272	15	63.6	9.54	73.14
KZ436	Dr Nkosazana Zuma Municipality	AMAKUZA	7607010397086	SHEZI BALUNGILE	50	1.272	15	63.6	9.54	73.14
KZ436	Dr Nkosazana Zuma Municipality	AMAKUZA	3501100572084	ZONDI SIZAKELE	50	1.272	15	63.6	9.54	73.14
KZ436	Dr Nkosazana Zuma Municipality	AMAKUZA	7003040640085	ZONDI NELISWE LUCIA	50	1.272	15	63.6	9.54	73.14

KZ436	Dr Nkosazana Zuma Municipality	ENKELEBANTWANA	130101010101013 KHUMALO R	50	1.272	15	63.6	9.54	73.14
KZ436	Dr Nkosazana Zuma Municipality	HLANGANANI	8411056021083 MINCWABE MTUSENI DERRICK	50	1.272	15	63.6	9.54	73.14
KZ436	Dr Nkosazana Zuma Municipality	AMAKUZA	5508060428080 SHEZI OONDENI	50	1.272	15	63.6	9.54	73.14
KZ436	Dr Nkosazana Zuma Municipality	AMAKUZA	4811065279081 KHUMALO MZONJANI	50	1.272	15	63.6	9.54	73.14
KZ436	Dr Nkosazana Zuma Municipality	AMAKUZA	6009200995087 KUNENE BAPHINDILE ROSALIA	50	1.272	15	63.6	9.54	73.14
KZ436	Dr Nkosazana Zuma Municipality	AMAKUZA	7908081314087 MBANUWA ZILUNGILE PRISCA	50	1.272	15	63.6	9.54	73.14
KZ436	Dr Nkosazana Zuma Municipality	QULASHE S1	8302120960085 NZIWANDE HAPPY	50	1.272	15	63.6	9.54	73.14
KZ436	Dr Nkosazana Zuma Municipality	AMAKUZA	4405310254088 ZONDI NOMATHAMANOQA	50	1.272	15	63.6	9.54	73.14
KZ436	Dr Nkosazana Zuma Municipality	AMAKUZA	6004140411089 KHUMALO DINGENI	50	1.272	15	63.6	9.54	73.14
KZ436	Dr Nkosazana Zuma Municipality	HLANGANANI	3806150360086 ZULU NOMAKESIXE	50	1.272	15	63.6	9.54	73.14
KZ436	Dr Nkosazana Zuma Municipality	AMAKUZA	6212115598081 ZONDI PHILANI SINYAMFUZA	50	1.272	15	63.6	9.54	73.14
KZ436	Dr Nkosazana Zuma Municipality	AMAKUZA	7809035600086 MSHENGU RAPHEAL WBHEKISENI	50	1.272	15	63.6	9.54	73.14
KZ436	Dr Nkosazana Zuma Municipality	AMAKUZA	7707205502082 DLAMINI GODILIZWI ZAKHELE	50	1.272	15	63.6	9.54	73.14
KZ436	Dr Nkosazana Zuma Municipality	AMAKUZA	4306100582086 KHUMALO MKOTOSI JAMEROSA	50	1.272	15	63.6	9.54	73.14
KZ436	Dr Nkosazana Zuma Municipality	AMAKUZA	5711255525086 ZONDI MABONA PETRUS	50	1.272	15	63.6	9.54	73.14
KZ436	Dr Nkosazana Zuma Municipality	AMAKUZA	7004300436081 ZONDI XOLISILE CATHERINE	50	1.272	15	63.6	9.54	73.14
KZ436	Dr Nkosazana Zuma Municipality	AMAKUZA	8009186022086 ZONDI SIPHAMANDIA INNOCENT	50	1.272	15	63.6	9.54	73.14
KZ436	Dr Nkosazana Zuma Municipality	HIMEVILLE	6001200991083 ZIKODE ELSE	50	1.272	15	63.6	9.54	73.14
KZ436	Dr Nkosazana Zuma Municipality	AMAKUZA	5504030565085 DLAMINI THABISILE MAUREEN	50	1.272	15	63.6	9.54	73.14
KZ436	Dr Nkosazana Zuma Municipality	ENKELEBANTWANA	6706240250080 DUMA PHILISWE THEODORAH	50	1.272	15	63.6	9.54	73.14
KZ436	Dr Nkosazana Zuma Municipality	QULASHE S1	6510060700082 MUWARA COMARIA	50	1.272	15	63.6	9.54	73.14
KZ436	Dr Nkosazana Zuma Municipality	AMAKUZA	5008170195083 DLAMINI ZAMAKILE GRACIA	50	1.272	15	63.6	9.54	73.14
KZ436	Dr Nkosazana Zuma Municipality	AMAKUZA	7111190830085 DLAMINI NELISWE SYLVASIA	50	1.272	15	63.6	9.54	73.14
KZ436	Dr Nkosazana Zuma Municipality	AMAKUZA	8110070832083 DLAMINI NOKUTHULA	50	1.272	15	63.6	9.54	73.14
KZ436	Dr Nkosazana Zuma Municipality	AMAKUZA	9209030982084 DLAMINI LUNGILE	50	1.272	15	63.6	9.54	73.14
KZ436	Dr Nkosazana Zuma Municipality	AMAKUZA	7403115396086 MINCWABE MZWELENI CORNELIUS	50	1.272	15	63.6	9.54	73.14
KZ436	Dr Nkosazana Zuma Municipality	AMAKUZA	7403020876081 ZONDI BEATOR FANISILE	50	1.272	15	63.6	9.54	73.14
KZ436	Dr Nkosazana Zuma Municipality	AMAKUZA	7908070686085 ZONDI GCINEPHI	50	1.272	15	63.6	9.54	73.14
KZ436	Dr Nkosazana Zuma Municipality	AMAKUZA	8302170482089 MDLANGATHI DUIMISILE	50	1.272	15	63.6	9.54	73.14
KZ436	Dr Nkosazana Zuma Municipality	HLABENI	6411140626089 MIYA MAVIS	50	1.272	15	63.6	9.54	73.14
KZ436	Dr Nkosazana Zuma Municipality	QULASHE S1	4906180714085 SHEZI DELISILE	50	1.272	15	63.6	9.54	73.14
KZ436	Dr Nkosazana Zuma Municipality	AMAKUZA	9002121400086 LINDA THANDEKA	50	1.272	15	63.6	9.54	73.14
KZ436	Dr Nkosazana Zuma Municipality	AMAKUZA	7202015376085 ZONDI KHALANGANI DOMINIC	50	1.272	15	63.6	9.54	73.14
KZ436	Dr Nkosazana Zuma Municipality	AMAKUZA	79091335301088 MDLANGATHI EUGINE SANDILE	50	1.272	15	63.6	9.54	73.14
KZ436	Dr Nkosazana Zuma Municipality	QULASHE S1	8309241459087 ZONDI NOMBUSO	50	1.272	15	63.6	9.54	73.14
KZ436	Dr Nkosazana Zuma Municipality	AMAKUZA	7912275847084 DLAMINI CEEM	50	1.272	15	63.6	9.54	73.14
KZ436	Dr Nkosazana Zuma Municipality	AMAKUZA	7204040844087 ZONDI ALEXIA THANDEKA	50	1.272	15	63.6	9.54	73.14
KZ436	Dr Nkosazana Zuma Municipality	AMAKUZA	9001230887084 DLAMINI SANELISWE GOODNESS	50	1.272	15	63.6	9.54	73.14
KZ436	Dr Nkosazana Zuma Municipality	AMAKUZA	7501205579089 MINTUNGWA MZIKABANI ERNEST	50	1.272	15	63.6	9.54	73.14
KZ436	Dr Nkosazana Zuma Municipality	AMAKUZA	9108270878087 RADEBE NOKWANDA	50	1.272	15	63.6	9.54	73.14
KZ436	Dr Nkosazana Zuma Municipality	AMAKUZA	3702080223082 KUNENE TUNUZA REGINA	50	1.272	15	63.6	9.54	73.14
KZ436	Dr Nkosazana Zuma Municipality	AMAKUZA	5901250355082 KUNENE DUMILE CYNTHIA	50	1.272	15	63.6	9.54	73.14
KZ436	Dr Nkosazana Zuma Municipality	AMAKUZA	8801271076088 NDLANGISA THABISILE	50	1.272	15	63.6	9.54	73.14
KZ436	Dr Nkosazana Zuma Municipality	NKWEZELE	5912101093087 MTHEMBU THEMBEKILE MARGARET	50	1.272	15	63.6	9.54	73.14
KZ436	Dr Nkosazana Zuma Municipality	HLABENI	8409146391086 PHOSWA SPHIFE	50	1.272	15	63.6	9.54	73.14
KZ436	Dr Nkosazana Zuma Municipality	UNDERBERG	5802090780085 ZONDI PHEWANA	50	1.272	15	63.6	9.54	73.14
KZ436	Dr Nkosazana Zuma Municipality	HLANGANANI	7707151050088 XABA SIEGFREDA NOMA	50	1.272	15	63.6	9.54	73.14
KZ436	Dr Nkosazana Zuma Municipality	HLANGANANI	7408315430080 MDLADLA THANDUKWAZI	50	1.272	15	63.6	9.54	73.14
KZ436	Dr Nkosazana Zuma Municipality	HLANGANANI	8904141326087 XABA MANDISA GLORIA	50	1.272	15	63.6	9.54	73.14
KZ436	Dr Nkosazana Zuma Municipality	HLANGANANI	9003910749085 CHIYA FLORENCE SEBENZILE	50	1.272	15	63.6	9.54	73.14
KZ436	Dr Nkosazana Zuma Municipality	AMAKUZA	76012910685088 MZIMANDE KHOKANI LILIAN	50	1.272	15	63.6	9.54	73.14
KZ436	Dr Nkosazana Zuma Municipality	AMAKUZA	6606031018086 ZONDI DELISILE BEATRICE	50	1.272	15	63.6	9.54	73.14
KZ436	Dr Nkosazana Zuma Municipality	AMAKUZA	6606031018086 ZONDI DELISILE BEATRICE	50	1.272	15	63.6	9.54	73.14
KZ436	Dr Nkosazana Zuma Municipality	HLANGANANI	8704215562082 SIMELANE MLIJHEI SIBUSISO	50	1.272	15	63.6	9.54	73.14
KZ436	Dr Nkosazana Zuma Municipality	AMAKUZA	7104280490080 DLAMINI FIKILE PRISCA	50	1.272	15	63.6	9.54	73.14
KZ436	Dr Nkosazana Zuma Municipality	AMAKUZA	7901280511082 LINDA CABANGILE GLORIA	50	1.272	15	63.6	9.54	73.14
KZ436	Dr Nkosazana Zuma Municipality	AMAKUZA	6611200286084 DLAMINI LANDELENI BEATRICE	50	1.272	15	63.6	9.54	73.14
KZ436	Dr Nkosazana Zuma Municipality	AMAKUZA	6702020956087 XABA BALINDILE ROBINAH	50	1.272	15	63.6	9.54	73.14
KZ436	Dr Nkosazana Zuma Municipality	AMAKUZA	5504170636084 NDLANGISA MABLE JABULILE	50	1.272	15	63.6	9.54	73.14
KZ436	Dr Nkosazana Zuma Municipality	AMAKUZA	8909141275088 SOSIBO BEAUTY THINATHI	50	1.272	15	63.6	9.54	73.14

KZ436	Dr Nkosazana Zuma Municipality	BETHLEHEM	5805185440085	MAKHAYE MUZWANDILA REGINALD	BETHLEHEM BULWER UNDERBERG KZN	50	1.272	15	63.6	9.54	73.14
KZ436	Dr Nkosazana Zuma Municipality	AMAKUZA	8401150800086	SHEZI BONGIWE MARGARET	AMAKUZA S1 UNDERBERG KZN OU	50	1.272	15	63.6	9.54	73.14
KZ436	Dr Nkosazana Zuma Municipality	AMAKUZA	74110505925084	ZONDI SIZANI THULISILE	AMAKUZA S1 UNDERBERG KZN OU	50	1.272	15	63.6	9.54	73.14
KZ436	Dr Nkosazana Zuma Municipality	AMAKUZA	60010230426085	SHEZI NGONENI CHUGUZA	AMAKUZA UNDERBERG KZN	50	1.272	15	63.6	9.54	73.14
KZ436	Dr Nkosazana Zuma Municipality	AMAKUZA	8008180939089	ZUMIA PROTASIA QJEFEN	AMAKUZA S1 UNDERBERG KZN OU	50	1.272	15	63.6	9.54	73.14
KZ436	Dr Nkosazana Zuma Municipality	AMAKUZA	8804030474081	KHUBONI THEMBEKILE SYLVASIA	AMAKUZA S1 UNDERBERG KZN OU	50	1.272	15	63.6	9.54	73.14
KZ436	Dr Nkosazana Zuma Municipality	BETHLEHEM	5105260467081	DLAMINI KHONONDILE CATHERINE	BETHLEHEM BULWER UNDERBERG KZN	50	1.272	15	63.6	9.54	73.14
KZ436	Dr Nkosazana Zuma Municipality	AMAKUZA	8408081253087	DLAMINI SISENI OCTAVIA	AMAKUZA S1 UNDERBERG KZN OU	50	1.272	15	63.6	9.54	73.14
KZ436	Dr Nkosazana Zuma Municipality	AMAKUZA	8703150776087	DLAMINI ZAMAZULU	AMAKUZA S1 UNDERBERG KZN OU	50	1.272	15	63.6	9.54	73.14
KZ436	Dr Nkosazana Zuma Municipality	BETHLEHEM	4504060291082	SIBISI THANDIWE VIVEN	BETHLEHEM BULWER UNDERBERG KZN	50	1.272	15	63.6	9.54	73.14
KZ436	Dr Nkosazana Zuma Municipality	AMAKUZA	5206195735087	MLOTSHWA MODOI MICKON	AMAKUZA UNDERBERG KZN	50	1.272	15	63.6	9.54	73.14
KZ436	Dr Nkosazana Zuma Municipality	AMAKUZA	4708120427087	JAMA THEMBANI	AMAKUZA S1 UNDERBERG KZN OU	50	1.272	15	63.6	9.54	73.14
KZ436	Dr Nkosazana Zuma Municipality	AMAKUZA	8403240965085	PHOSWA PHUMILILE MAVIS	AMAKUZA S1 UNDERBERG KZN OU	50	1.272	15	63.6	9.54	73.14
KZ436	Dr Nkosazana Zuma Municipality	AMAKUZA	7001070377081	PHUNGULA MABONGI THELEKILE	AMAKUZA S1 UNDERBERG KZN OU	50	1.272	15	63.6	9.54	73.14
KZ436	Dr Nkosazana Zuma Municipality	AMAKUZA	5502090455080	SHEZI GEZEPIH	AMAKUZA UNDERBERG KZN	50	1.272	15	63.6	9.54	73.14
KZ436	Dr Nkosazana Zuma Municipality	BETHLEHEM	4602230320086	HLELA FIKILE DORIS	BETHLEHEM BULWER UNDERBERG KZN	50	1.272	15	63.6	9.54	73.14
KZ436	Dr Nkosazana Zuma Municipality	HLANGANANI	5309080724081	MADUMA SIZAKALE	TRADITIONAL HOUSE	50	1.272	15	63.6	9.54	73.14
KZ436	Dr Nkosazana Zuma Municipality	AMAKUZA	1301010101013	NGUBO IDAH	HOUSE	50	1.272	15	63.6	9.54	73.14
KZ436	Dr Nkosazana Zuma Municipality	AMAKUZA	6212040435088	MNCWABE NOKWENZIWA THERESA	AMAKUZA UNDERBERG KZN	50	1.272	15	63.6	9.54	73.14
KZ436	Dr Nkosazana Zuma Municipality	AMAKUZA	4910240226080	NZIMANDE DAKAVANA	AMAKUZA UNDERBERG KZN	50	1.272	15	63.6	9.54	73.14
KZ436	Dr Nkosazana Zuma Municipality	AMAKUZA	6908151224084	DLAMINI NONTUTHUZELO	AMAKUZA UNDERBERG KZN	50	1.272	15	63.6	9.54	73.14
KZ436	Dr Nkosazana Zuma Municipality	HLANGANANI	6705056166083	DIDI KHULEKANI	KWATHUNZI NKOTHWENI UNDERBERG	100	1.272	15	127.2	19.08	146.28
KZ436	Dr Nkosazana Zuma Municipality	HLANGANANI	3803080282084	MIYA THOROZILE	TRADITIONAL HOUSE	50	1.272	15	63.6	9.54	73.14
KZ436	Dr Nkosazana Zuma Municipality	AMAKUZA	8201085218085	MAGUBANE SIFISO	AMAKUZA UNDERBERG KZN	50	1.272	15	63.6	9.54	73.14
KZ436	Dr Nkosazana Zuma Municipality	HLANGANANI	5211250465083	MSIYA MAKHOSAZANA	TRADITIONAL HOUSE	50	1.272	15	63.6	9.54	73.14
KZ436	Dr Nkosazana Zuma Municipality	AMAKUZA	5004275186085	SHOBA JOHN AMOS	AMAKUZA UNDERBERG KZN	50	1.272	15	63.6	9.54	73.14
KZ436	Dr Nkosazana Zuma Municipality	ENKELEBANTWANA	1301010101013	MAPHANGA M	DWELLING	50	1.272	15	63.6	9.54	73.14
KZ436	Dr Nkosazana Zuma Municipality	AMAKUZA	7411105378080	DLAMINI SIBONGISENI	AMAKUZA UNDERBERG KZN	50	1.272	15	63.6	9.54	73.14
KZ436	Dr Nkosazana Zuma Municipality	NOMANDLOVU	2606170123089	TENZA NOPHOSISA	NOMANDLOVU DOWNYBROOK IKOPO I	50	1.272	15	63.6	9.54	73.14
KZ436	Dr Nkosazana Zuma Municipality	AMAKUZA	7501230647083	MBHELE NOMUJZA MIJKE	AMAKUZA UNDERBERG KZN	50	1.272	15	63.6	9.54	73.14
KZ436	Dr Nkosazana Zuma Municipality	AMAKUZA	8005090639080	TSEZHI NOMBULELO CLAUDELIA	AMAKUZA UNDERBERG KZN	50	1.272	15	63.6	9.54	73.14
KZ436	Dr Nkosazana Zuma Municipality	AMAKUZA	6905135843088	ZONDI THEMINKOSI JOSEPH	AMAKUZA UNDERBERG KZN	50	1.272	15	63.6	9.54	73.14
KZ436	Dr Nkosazana Zuma Municipality	MQATSHENI	5711185866085	NCOBENI BEKYUISE BANABAS	AMAKUZA UNDERBERG KZN	50	1.272	15	63.6	9.54	73.14
KZ436	Dr Nkosazana Zuma Municipality	HLANGANANI	5707103040080	MAJOLA BUSIWE	MQATSHENI UNDERBERG KZN	50	1.272	15	63.6	9.54	73.14
KZ436	Dr Nkosazana Zuma Municipality	HLANGANANI	4410120401085	CHIVA THANDERKILE	TRADITIONAL HOUSE	50	1.272	15	63.6	9.54	73.14
KZ436	Dr Nkosazana Zuma Municipality	QULASHE S1	8003031261080	MSWARA WINILE	QULASHE UNDERBERG KZN	50	1.272	15	63.6	9.54	73.14
KZ436	Dr Nkosazana Zuma Municipality	NKWEZELE	3007190178089	MADIBA CWANYANA	NKWEZELE BULWER KZN	50	1.272	15	63.6	9.54	73.14
KZ436	Dr Nkosazana Zuma Municipality	ENKELEBANTWANA	1301010101013	PHUNGULA A	HOUSE	50	1.272	15	63.6	9.54	73.14
KZ436	Dr Nkosazana Zuma Municipality	ENKELEBANTWANA	6207075598085	NGIDA HENDRY	ENKELEBANTWANA UNDERBERG KZN	50	1.272	15	63.6	9.54	73.14
KZ436	Dr Nkosazana Zuma Municipality	AMAKUZA	8212055620085	SOSIBO MFANISENI	AMAKUZA UNDERBERG KZN	50	1.272	15	63.6	9.54	73.14
KZ436	Dr Nkosazana Zuma Municipality	AMAKUZA	4006105395084	DLAMINI MADADO JAKALASI	AMAKUZA UNDERBERG KZN	50	1.272	15	63.6	9.54	73.14
KZ436	Dr Nkosazana Zuma Municipality	HLANGANANI	4811040395081	MAGOSO BUYISIWE	AMAKUZA UNDERBERG KZN	50	1.272	15	63.6	9.54	73.14
KZ436	Dr Nkosazana Zuma Municipality	AMAKUZA	6209265868082	NTSHAPHA BHEKILUFA MHLANGANWELWA	AMAKUZA UNDERBERG KZN	50	1.272	15	63.6	9.54	73.14
KZ436	Dr Nkosazana Zuma Municipality	HLANGANANI	8711281162085	MKHIZE BONGEKILE	AMAKUZA UNDERBERG KZN	50	1.272	15	63.6	9.54	73.14
KZ436	Dr Nkosazana Zuma Municipality	HLANGANANI	5012315643080	MADUNA ZOMIZI	HLANGANANI S1 IKOPO CNC KZN OU	50	1.272	15	63.6	9.54	73.14
KZ436	Dr Nkosazana Zuma Municipality	HLANGANANI	4712285504081	MAKHANYA GCINILALA	TRADITIONAL HOUSE	50	1.272	15	63.6	9.54	73.14
KZ436	Dr Nkosazana Zuma Municipality	HLANGANANI	4606150319085	MBANUYA MAQOSHI	TRADITIONAL HOUSE	50	1.272	15	63.6	9.54	73.14
KZ436	Dr Nkosazana Zuma Municipality	HLANGANANI	5608065289089	JULI VALUPHATHWA MHLABA	TRADITIONAL HOUSE	50	1.272	15	63.6	9.54	73.14
KZ436	Dr Nkosazana Zuma Municipality	HLANGANANI	5008205575080	MNCWABE ZANZAMUHE	Traditional house	50	1.272	15	63.6	9.54	73.14
KZ436	Dr Nkosazana Zuma Municipality	HLANGANANI	2802110227086	GUMIWE DOWBI	TRADITIONAL HOUSE	50	1.272	15	63.6	9.54	73.14
KZ436	Dr Nkosazana Zuma Municipality	HLANGANANI	7002090403089	SOSIBO BONGIWE	TRADITIONAL HOUSE	50	1.272	15	63.6	9.54	73.14
KZ436	Dr Nkosazana Zuma Municipality	HLANGANANI	8703221080089	DLAMINI NOMTHANDAZO FAITH	HLANGANANI S1 IKOPO KZN OU	50	1.272	15	63.6	9.54	73.14
KZ436	Dr Nkosazana Zuma Municipality	HIMEVILLE	3812115167087	SOSIBO MSHIYEMI JOHANNES	HLANGANANI S1 IKOPO KZN OU	50	1.272	15	63.6	9.54	73.14
KZ436	Dr Nkosazana Zuma Municipality	HLANGANANI	8006011220083	XABA BONGEKILE SYLVIA	HLANGANANI S1 IKOPO KZN OU	50	1.272	15	63.6	9.54	73.14
KZ436	Dr Nkosazana Zuma Municipality	NKWEZELE	4102155362080	MEMELA PROTAS	HLANGANANI S1 IKOPO KZN OU	50	1.272	15	63.6	9.54	73.14
KZ436	Dr Nkosazana Zuma Municipality	HLANGANANI	7406061440089	XABA NOKUTHULA	TRADITIONAL HOUSE	50	1.272	15	63.6	9.54	73.14
KZ436	Dr Nkosazana Zuma Municipality	HLANGANANI	8905190818080	KHOZI ZINHLE EUZABETH	HLANGANANI S1 IKOPO KZN OU	50	1.272	15	63.6	9.54	73.14
KZ436	Dr Nkosazana Zuma Municipality	HLANGANANI	7508040009084	NCOBENI NOMPILLO CYNTHIA	HLANGANANI S1 IKOPO KZN OU	50	1.272	15	63.6	9.54	73.14
KZ436	Dr Nkosazana Zuma Municipality	HLANGANANI	6508225458088	MBANUYA PROTAS	TRADITIONAL HOUSE	50	1.272	15	63.6	9.54	73.14
KZ436	Dr Nkosazana Zuma Municipality	HLANGANANI	3111110257088	SOSIBO FIHLANI	TRADITIONAL HOUSE	50	1.272	15	63.6	9.54	73.14

K2436	Dr Nkosazana Zuma Municipality	ENKELEBANTWANA	5303050472086	NDLOVU SIBONGILE MOLLY	XOSHEYAKHE ENKELEBANTWANA PMB	50	1.272	15	63.6	9.54	73.14
K2436	Dr Nkosazana Zuma Municipality	QUMENI 2	1301010101013	KWABELA JABULANI	QUMENI BULWER	50	1.272	15	63.6	9.54	73.14
K2436	Dr Nkosazana Zuma Municipality	NKWEZELE	1301010101013	MBHELE SEBENZILE T	KILUMUN S1 UNDERBERG KZN OU	50	1.272	15	63.6	9.54	73.14
K2436	Dr Nkosazana Zuma Municipality	HLANGANANI	7805205544088	SABELA MALINI	TRADITIONAL HOUSE	50	1.272	15	63.6	9.54	73.14
K2436	Dr Nkosazana Zuma Municipality	AMAKUZA	6503080295089	DLAMINI LINDWE	KILUMUN S1 UNDERBERG KZN OU	50	1.272	15	63.6	9.54	73.14
K2436	Dr Nkosazana Zuma Municipality	AMAKUZA	6701017229086	MBANUWA MDOBBI	KILUMUN S1 UNDERBERG KZN OU	50	1.272	15	63.6	9.54	73.14
K2436	Dr Nkosazana Zuma Municipality	AMAKUZA	7605170387087	SABELA SITHEMBLE	KILUMUN S1 UNDERBERG KZN OU	50	1.272	15	63.6	9.54	73.14
K2436	Dr Nkosazana Zuma Municipality	NOMANDLOVU	8306140416085	NDLOVU INTOMBIZIKHONA	HOUSE	50	1.272	15	63.6	9.54	73.14
K2436	Dr Nkosazana Zuma Municipality	ENKELEBANTWANA	1301010101013	SOSIBO VICTUS	KILUMUN S1 UNDERBERG KZN OU	50	1.272	15	63.6	9.54	73.14
K2436	Dr Nkosazana Zuma Municipality	AMAKUZA	7308060946084	MBANUWA GLORIA	AMAKHUZE UNDERBERG KZN	50	1.272	15	63.6	9.54	73.14
K2436	Dr Nkosazana Zuma Municipality	AMAKUZA	7806261237088	MDLADLA HLABEKISILE	HLANGANANI 3 CREIGHTON IKOPO CN	50	1.272	15	63.6	9.54	73.14
K2436	Dr Nkosazana Zuma Municipality	HLANGANANI	7207030672087	DLAMINI NONHLANHLA ALOIS	KILUMUN S1 UNDERBERG KZN OU	50	1.272	15	63.6	9.54	73.14
K2436	Dr Nkosazana Zuma Municipality	AMAKUZA	6505160990983	MBANUWA UMDELENI	AMAKHUZE UNDERBERG KZN	50	1.272	15	63.6	9.54	73.14
K2436	Dr Nkosazana Zuma Municipality	AMAKUZA	7702010355083	PHUNGULA MARY NOXOLISA	AMAKHUZE UNDERBERG KZN	50	1.272	15	63.6	9.54	73.14
K2436	Dr Nkosazana Zuma Municipality	AMAKUZA	9202170946084	MTHEMBU NOZITHHEMBISO PEARL	AMAKHUZE UNDERBERG KZN	50	1.272	15	63.6	9.54	73.14
K2436	Dr Nkosazana Zuma Municipality	AMAKUZA	6306030372087	MTHEMBU NANA ANNATORIA	KILUMUN S1 UNDERBERG KZN OU	50	1.272	15	63.6	9.54	73.14
K2436	Dr Nkosazana Zuma Municipality	AMAKUZA	4611160599080	KHAWULA LOCORDA	KILUMUN S1 UNDERBERG KZN OU	50	1.272	15	63.6	9.54	73.14
K2436	Dr Nkosazana Zuma Municipality	AMAKUZA	5809055362080	MBANUWA TATOKWAKHE	KILUMUN S1 UNDERBERG KZN OU	50	1.272	15	63.6	9.54	73.14
K2436	Dr Nkosazana Zuma Municipality	NKWEZELE	7211281013082	DLAMINI PRETTY NONHLANHLA	Nkwezele	50	1.272	15	63.6	9.54	73.14
K2436	Dr Nkosazana Zuma Municipality	AMAKUZA	6605200272086	XABA ESTER	KILUMUN S1 UNDERBERG KZN OU	50	1.272	15	63.6	9.54	73.14
K2436	Dr Nkosazana Zuma Municipality	UNDERBERG	6304140414087	MFUGENI YOLI	Brick House	50	1.272	15	63.6	9.54	73.14
K2436	Dr Nkosazana Zuma Municipality	AMAKUZA	6110170645080	MBANUWA SEBENZANI ZATHA	NSIMBINI	50	1.272	15	63.6	9.54	73.14
K2436	Dr Nkosazana Zuma Municipality	AMAKUZA	7501290641083	SABELA ZANELE	KILUMUN S1 UNDERBERG KZN OU	50	1.272	15	63.6	9.54	73.14
K2436	Dr Nkosazana Zuma Municipality	AMAKUZA	6802105373081	NTSHIZA HAWULENGWE	KILUMUN S1 UNDERBERG KZN OU	50	1.272	15	63.6	9.54	73.14
K2436	Dr Nkosazana Zuma Municipality	AMAKUZA	7604290402082	DLAMINI VUMILE	KILUMUN S1 UNDERBERG KZN OU	50	1.272	15	63.6	9.54	73.14
K2436	Dr Nkosazana Zuma Municipality	ENKELEBANTWANA	4011150223082	CHULE NONTSHIZI NOIMUSA	HOUSE	50	1.272	15	63.6	9.54	73.14
K2436	Dr Nkosazana Zuma Municipality	AMAKUZA	5202030976085	XABA KHESHWEZI	KILUMUN S1 UNDERBERG KZN OU	50	1.272	15	63.6	9.54	73.14
K2436	Dr Nkosazana Zuma Municipality	AMAKUZA	8103051112088	DLAMINI CELIWE	KILUMUN S1 UNDERBERG KZN OU	50	1.272	15	63.6	9.54	73.14
K2436	Dr Nkosazana Zuma Municipality	AMAKUZA	840250948082	KHONUWAYO NOMZAMO	KILUMUN S1 UNDERBERG KZN OU	50	1.272	15	63.6	9.54	73.14
K2436	Dr Nkosazana Zuma Municipality	AMAKUZA	7707245517084	DLAMINI REGINALD SAMUKHELO	PHAYINDANE	50	1.272	15	63.6	9.54	73.14
K2436	Dr Nkosazana Zuma Municipality	AMAKUZA	8212021444081	MCWABE LUNGILE	KILUMUN S1 UNDERBERG KZN OU	50	1.272	15	63.6	9.54	73.14
K2436	Dr Nkosazana Zuma Municipality	AMAKUZA	6905135433088	ZONDI THEMINKOSI JOSEPH	PHAYINDANE	50	1.272	15	63.6	9.54	73.14
K2436	Dr Nkosazana Zuma Municipality	AMAKUZA	4911030672087	DLAMINI THEMWE ANNATOLIA	TRADITIONAL HOUSE	50	1.272	15	63.6	9.54	73.14
K2436	Dr Nkosazana Zuma Municipality	HLANGANANI	7904080572080	MSIYA NTOMBIFUTHI	Traditional house	50	1.272	15	63.6	9.54	73.14
K2436	Dr Nkosazana Zuma Municipality	AMAKUZA	6009140837084	SABELA BONANI	KILUMUN S1 UNDERBERG KZN OU	50	1.272	15	63.6	9.54	73.14
K2436	Dr Nkosazana Zuma Municipality	HLANGANANI	4411292523080	MTHEMBU EDGAR	Traditional house	50	1.272	15	63.6	9.54	73.14
K2436	Dr Nkosazana Zuma Municipality	AMAKUZA	7905205798088	SABELA MADLENKOZI	KILUMUN S1 UNDERBERG KZN OU	50	1.272	15	63.6	9.54	73.14
K2436	Dr Nkosazana Zuma Municipality	AMAKUZA	6404060894084	MBANUWA PHILPINA NTOMBIFIKILE	PHAYINDANE	50	1.272	15	63.6	9.54	73.14
K2436	Dr Nkosazana Zuma Municipality	AMAKUZA	8501056120081	SABELA ZIMISE	KILUMUN S1 UNDERBERG KZN OU	50	1.272	15	63.6	9.54	73.14
K2436	Dr Nkosazana Zuma Municipality	AMAKUZA	4011090345086	MBANUWA BATHINI	PHAYINDANE	50	1.272	15	63.6	9.54	73.14
K2436	Dr Nkosazana Zuma Municipality	AMAKUZA	5412145218089	SABELA STAFF MZOFAYO	KILUMUN S1 UNDERBERG KZN OU	50	1.272	15	63.6	9.54	73.14
K2436	Dr Nkosazana Zuma Municipality	AMAKUZA	4308110326082	MBANUWA SHAINA	KILUMUN S1 UNDERBERG KZN OU	50	1.272	15	63.6	9.54	73.14
K2436	Dr Nkosazana Zuma Municipality	AMAKUZA	6111050912087	SHEZI THOLWEPHI GLORIA	EMAKHUZENI	50	1.272	15	63.6	9.54	73.14
K2436	Dr Nkosazana Zuma Municipality	AMAKUZA	8109150930080	MINGUNI BONAKELE THEMBEKILE	NSIMBINI	50	1.272	15	63.6	9.54	73.14
K2436	Dr Nkosazana Zuma Municipality	AMAKUZA	7202021000083	DLAMINI MANDISA BEATRICE	AMAKUZA S1 UNDERBERG KZN OU	50	1.272	15	63.6	9.54	73.14
K2436	Dr Nkosazana Zuma Municipality	AMAKUZA	9406135733087	NZIMANDE BONGINKOSI	AMAKUZA S1 UNDERBERG KZN OU	50	1.272	15	63.6	9.54	73.14
K2436	Dr Nkosazana Zuma Municipality	NKWEZELE	6102281018083	MTHEMBU GETRUDE D	NKWEZELE UNDERBERG KZN	50	1.272	15	63.6	9.54	73.14
K2436	Dr Nkosazana Zuma Municipality	AMAKUZA	7503095159089	MDLANGATHI SIBONLEO PHILIP	AMAKUZA S1 UNDERBERG KZN OU	50	1.272	15	63.6	9.54	73.14
K2436	Dr Nkosazana Zuma Municipality	AMAKUZA	7511300782082	NDLANGISA THANDIKILE CRESCENCIA	AMAKUZA S1 UNDERBERG KZN OU	50	1.272	15	63.6	9.54	73.14
K2436	Dr Nkosazana Zuma Municipality	AMAKUZA	7310080487081	SOSIBO LUNGLILE CHRISTOPHERAH	PHAYINDANE	50	1.272	15	63.6	9.54	73.14
K2436	Dr Nkosazana Zuma Municipality	HLANGANANI	6501017662082	JILLI ERIC SIGWILI	TRADITIONAL HOUSE	50	1.272	15	63.6	9.54	73.14
K2436	Dr Nkosazana Zuma Municipality	AMAKUZA	6305070272080	MHLONGO TIKILE ELEANORAH	PHAYINDANE	50	1.272	15	63.6	9.54	73.14
K2436	Dr Nkosazana Zuma Municipality	AMAKUZA	6412020334083	MTOLO GLORIA ZWAKALILE	PHAYINDANE	50	1.272	15	63.6	9.54	73.14
K2436	Dr Nkosazana Zuma Municipality	AMAKUZA	5807250589085	MINGUNI THEM BENI ANNAMARIA	PHAYINDANE	50	1.272	15	63.6	9.54	73.14
K2436	Dr Nkosazana Zuma Municipality	AMAKUZA	5902040942080	DLAMINI SIZENI	PHAYINDANE	50	1.272	15	63.6	9.54	73.14
K2436	Dr Nkosazana Zuma Municipality	QUMENI 2	1301010101013	NZIMANDE PRINCESS L	QUMENI BULWER	50	1.272	15	63.6	9.54	73.14
K2436	Dr Nkosazana Zuma Municipality	HLANGANANI	2504150123082	CABE PUTELENI	TRADITIONAL HOUSE	50	1.272	15	63.6	9.54	73.14
K2436	Dr Nkosazana Zuma Municipality	AMAKUZA	7801165387089	NZIMANDE THULANI	MASHAYLANGA UNDERBERG KZN	50	1.272	15	63.6	9.54	73.14
K2436	Dr Nkosazana Zuma Municipality	NKUMBA	4111080260087	LEHAS NTSOAKE ALOISA	NKUMBA	50	1.272	15	63.6	9.54	73.14

KZ436	Dr Nkosazana Zuma Municipality	AMAKUZA	9202061325083	DLAMINI NOMSA	50	1.272	15	63.6	9.54	73.14
KZ436	Dr Nkosazana Zuma Municipality	AMAKUZA	8212151350082	MCHUNU DORIS	50	1.272	15	63.6	9.54	73.14
KZ436	Dr Nkosazana Zuma Municipality	AMAKUZA	82010116222086	PHUNGULA SIMANGELE FORTUNATE	50	1.272	15	63.6	9.54	73.14
KZ436	Dr Nkosazana Zuma Municipality	BULWER LOW COST HOUSING	72030935617086	GAMBU KHINIWI	50	1.272	15	63.6	9.54	73.14
KZ436	Dr Nkosazana Zuma Municipality	SOKHELA S1	4606280406083	SOKHELA SOKHELA PF	50	1.272	15	63.6	9.54	73.14
KZ436	Dr Nkosazana Zuma Municipality	HLANGANANI	5711245286080	GWALA FELIX	50	1.272	15	63.6	9.54	73.14
KZ436	Dr Nkosazana Zuma Municipality	ENKELEBANTWANA	13001010101013	HLONGWANEP	50	1.272	15	63.6	9.54	73.14
KZ436	Dr Nkosazana Zuma Municipality	PEVENSY	5005280703087	TSHAPA BABHEKILE	50	1.272	15	63.6	9.54	73.14
KZ436	Dr Nkosazana Zuma Municipality	QULASHE S1	5511300300085	NDLANDISA HLEKISILE	50	1.272	15	63.6	9.54	73.14
KZ436	Dr Nkosazana Zuma Municipality	AMAKUZA	9109080856081	SOSIBO NOSIPHO GLORIA	50	1.272	15	63.6	9.54	73.14
KZ436	Dr Nkosazana Zuma Municipality	AMAKUZA	7706066200085	DLAMINI MBHEKISENI ZIPI	50	1.272	15	63.6	9.54	73.14
KZ436	Dr Nkosazana Zuma Municipality	AMAKUZA	7801075648083	DLANGISA ZIBONELE NHLANHLA	50	1.272	15	63.6	9.54	73.14
KZ436	Dr Nkosazana Zuma Municipality	AMAKUZA	8403161173081	JACA NOKUPHAWA	50	1.272	15	63.6	9.54	73.14
KZ436	Dr Nkosazana Zuma Municipality	QULASHE S1	4709015582085	NZIMANDE THEMBIKOSI	50	1.272	15	63.6	9.54	73.14
KZ436	Dr Nkosazana Zuma Municipality	AMAKUZA	7002100485084	SOSIBO TUTU MAVIS	50	1.272	15	63.6	9.54	73.14
KZ436	Dr Nkosazana Zuma Municipality	QULASHE S1	820905538085	NZIMANDE VUKANI DERRICK	50	1.272	15	63.6	9.54	73.14
KZ436	Dr Nkosazana Zuma Municipality	HLANGANANI	4307040304086	MBHELE THEMBENI	50	1.272	15	63.6	9.54	73.14
KZ436	Dr Nkosazana Zuma Municipality	QULASHE S1	4804120608089	MUWARA MAVIS	50	1.272	15	63.6	9.54	73.14
KZ436	Dr Nkosazana Zuma Municipality	HLABENI	5208220478089	DLAMINI NELISILE	50	1.272	15	63.6	9.54	73.14
KZ436	Dr Nkosazana Zuma Municipality	QULASHE S1	7210085480083	PHUNGULA ADRIEAS	50	1.272	15	63.6	9.54	73.14
KZ436	Dr Nkosazana Zuma Municipality	HLANGANANI	4801300222087	MBHELE MERENCIA	50	1.272	15	63.6	9.54	73.14
KZ436	Dr Nkosazana Zuma Municipality	NKWEZELE	6708135325084	CHILIZA NDABINGHELE MOSES	50	1.272	15	63.6	9.54	73.14
KZ436	Dr Nkosazana Zuma Municipality	AMAKUZA	9501040485086	MTOLO NOKULUNGA CAMSILE	50	1.272	15	63.6	9.54	73.14
KZ436	Dr Nkosazana Zuma Municipality	HLABENI	8202230624086	DLAMINI WINFRIEDA	50	1.272	15	63.6	9.54	73.14
KZ436	Dr Nkosazana Zuma Municipality	AMAKUZA	7601018330082	SHOBA MUFANUVELE SINOTHI	50	1.272	15	63.6	9.54	73.14
KZ436	Dr Nkosazana Zuma Municipality	AMAKUZA	7509231425086	BUTHELEZI ELIZABETH NOBUHLE	50	1.272	15	63.6	9.54	73.14
KZ436	Dr Nkosazana Zuma Municipality	HLANGANANI	581216605080	MIVA PAULOS	50	1.272	15	63.6	9.54	73.14
KZ436	Dr Nkosazana Zuma Municipality	AMAKUZA	8707041242084	KHAWULA DOLLY ZAMISILE	50	1.272	15	63.6	9.54	73.14
KZ436	Dr Nkosazana Zuma Municipality	QULASHE S1	6705270257080	MTOLO ZIBUYILE	50	1.272	15	63.6	9.54	73.14
KZ436	Dr Nkosazana Zuma Municipality	HLABENI	860809592088	JAWA BEATUS BONGANI	50	1.272	15	63.6	9.54	73.14
KZ436	Dr Nkosazana Zuma Municipality	AMAKUZA	4710040579088	MTHEMBU THEMBEKILE PHILIPINA	50	1.272	15	63.6	9.54	73.14
KZ436	Dr Nkosazana Zuma Municipality	HLANGANANI	6602090271088	ZULU LINDIWE	50	1.272	15	63.6	9.54	73.14
KZ436	Dr Nkosazana Zuma Municipality	AMAKUZA	8704291120086	SOSIBO ZINHLE	50	1.272	15	63.6	9.54	73.14
KZ436	Dr Nkosazana Zuma Municipality	SANDANEZWENI S1	5305010442083	MBHELE NQUPHU BAKHONZILE	50	1.272	15	63.6	9.54	73.14
KZ436	Dr Nkosazana Zuma Municipality	HLANGANANI	6112165562080	DLAMINI MAKHOSONKE	50	1.272	15	63.6	9.54	73.14
KZ436	Dr Nkosazana Zuma Municipality	AMAKUZA	5802200452088	ZACA CASHELENI GETRUDE	50	1.272	15	63.6	9.54	73.14
KZ436	Dr Nkosazana Zuma Municipality	AMAKUZA	9201015465080	MTOLO XOLANI	50	1.272	15	63.6	9.54	73.14
KZ436	Dr Nkosazana Zuma Municipality	AMAKUZA	8006060591087	SIBETHA BAQHELELE GLORIA	50	1.272	15	63.6	9.54	73.14
KZ436	Dr Nkosazana Zuma Municipality	HLABENI	4005150442080	NGLAMU NOMFICA	50	1.272	15	63.6	9.54	73.14
KZ436	Dr Nkosazana Zuma Municipality	HLABENI	4005150442080	NGCAMU NOMFICA	50	1.272	15	63.6	9.54	73.14
KZ436	Dr Nkosazana Zuma Municipality	ENKELEBANTWANA	5106100307081	DLAMINI NOKUTHULA DOREEN	50	1.272	15	63.6	9.54	73.14
KZ436	Dr Nkosazana Zuma Municipality	HLABENI	9204065757089	NZIMANDE WANDILE PENWELL	50	1.272	15	63.6	9.54	73.14
KZ436	Dr Nkosazana Zuma Municipality	EMASAMENI	9006101397089	MBANUWA NOMPUJEMLELO	50	1.272	15	63.6	9.54	73.14
KZ436	Dr Nkosazana Zuma Municipality	AMAKUZA	6902240320086	MADE NTOMBIFIKILE	50	1.272	15	63.6	9.54	73.14
KZ436	Dr Nkosazana Zuma Municipality	AMAKUZA	6208240937089	NGCOBO THEMBEKILE VIRGINIA	50	1.272	15	63.6	9.54	73.14
KZ436	Dr Nkosazana Zuma Municipality	ENKELEBANTWANA	6707170616084	SHELEMBE ANGELINE THEMBEKILE	50	1.272	15	63.6	9.54	73.14
KZ436	Dr Nkosazana Zuma Municipality	ENKELEBANTWANA	6307145703081	KHUMALO P	50	1.272	15	63.6	9.54	73.14
KZ436	Dr Nkosazana Zuma Municipality	NKUMBA	5406305766085	MWELI BHEKUMUZI ELIAS	50	1.272	15	63.6	9.54	73.14
KZ436	Dr Nkosazana Zuma Municipality	HLABENI	6704275640085	DLAMINI SIYABOGA E	50	1.272	15	63.6	9.54	73.14
KZ436	Dr Nkosazana Zuma Municipality	HLABENI	8004150936080	NGCUNU HLENGWEUNICE	50	1.272	15	63.6	9.54	73.14
KZ436	Dr Nkosazana Zuma Municipality	HLABENI	8611266559083	JACA BONGINKOSI	50	1.272	15	63.6	9.54	73.14
KZ436	Dr Nkosazana Zuma Municipality	HLABENI	8812161223086	MSONI NONDUDUZO PRUDENCE	50	1.272	15	63.6	9.54	73.14
KZ436	Dr Nkosazana Zuma Municipality	AMAKUZA	4604065208089	NGCEBELE NOMATHEMBA GAQILE	50	1.272	15	63.6	9.54	73.14
KZ436	Dr Nkosazana Zuma Municipality	ENKELEBANTWANA	6510101446088	CHILIZA NTOMBIFUTHI	50	1.272	15	63.6	9.54	73.14
KZ436	Dr Nkosazana Zuma Municipality	AMAKUZA	2601012275080	PHUNGULA ZIBANA	50	1.272	15	63.6	9.54	73.14
KZ436	Dr Nkosazana Zuma Municipality	QULASHE S1	8402151275088	MBATHA SLINDILE	50	1.272	15	63.6	9.54	73.14
KZ436	Dr Nkosazana Zuma Municipality	NKWEZELE	5811165778080	DLAMINI MVUMELENI	50	1.272	15	63.6	9.54	73.14
KZ436	Dr Nkosazana Zuma Municipality	HLANGANANI	7804275439089	MIVA MZWANDILE	50	1.272	15	63.6	9.54	73.14
KZ436	Dr Nkosazana Zuma Municipality	HLANGANANI	5702270471085	MDLADLA DANISILE	50	1.272	15	63.6	9.54	73.14



K2436	Dr Nkosazana Zuma Municipality	HLABENI	6609195355068	DLAMINI LINDUYSE BEATUS	50	1.272	15	63.6	9.54	73.14
K2436	Dr Nkosazana Zuma Municipality	QULASHE S1	7205035687084	MBANIWA MZONGADI	50	1.272	15	63.6	9.54	73.14
K2436	Dr Nkosazana Zuma Municipality	QULASHE S1	7811280608087	RADEBE NOXOLO	50	1.272	15	63.6	9.54	73.14
K2436	Dr Nkosazana Zuma Municipality	ENKELEBANTWANA	5301090492080	MINCWABE BUYISILE NNATOLLA	50	1.272	15	63.6	9.54	73.14
K2436	Dr Nkosazana Zuma Municipality	AMAKUZA	521218031080	ZONDI MAVIS HAWUKILE	50	1.272	15	63.6	9.54	73.14
K2436	Dr Nkosazana Zuma Municipality	MAHWAGA	4407240126089	DLAMINI MAKOSAZANE	50	1.272	15	63.6	9.54	73.14
K2436	Dr Nkosazana Zuma Municipality	AMAKUZA	5312270551089	MTOLO THEMBSISILE ELIZABETH	50	1.272	15	63.6	9.54	73.14
K2436	Dr Nkosazana Zuma Municipality	HLANGANANI	5709065600089	SHABALALA SIPHO	50	1.272	15	63.6	9.54	73.14
K2436	Dr Nkosazana Zuma Municipality	AMAKUZA	6807125985087	MBANIWA UNGAPHIKINAYE	50	1.272	15	63.6	9.54	73.14
K2436	Dr Nkosazana Zuma Municipality	AMAKUZA	7806240243082	BHENGU THOLISILE KELSO	50	1.272	15	63.6	9.54	73.14
K2436	Dr Nkosazana Zuma Municipality	AMAKUZA	5908105466089	TSHEDI DOMPUS VINCENT	50	1.272	15	63.6	9.54	73.14
K2436	Dr Nkosazana Zuma Municipality	HLANGANANI	8101220867087	RADEBE NOMATHEMBA	50	1.272	15	63.6	9.54	73.14
K2436	Dr Nkosazana Zuma Municipality	AMAKUZA	4712070399086	JAMA BASOLILE CHARLESTIA	50	1.272	15	63.6	9.54	73.14
K2436	Dr Nkosazana Zuma Municipality	HLANGANANI	8510210891081	MKIZE EUNICE	50	1.272	15	63.6	9.54	73.14
K2436	Dr Nkosazana Zuma Municipality	HLABENI	4706050551082	SHABALALA THOKO GRIGORIA	50	1.272	15	63.6	9.54	73.14
K2436	Dr Nkosazana Zuma Municipality	AMAKUZA	8503010377088	MINGUNI PHUMULILE	50	1.272	15	63.6	9.54	73.14
K2436	Dr Nkosazana Zuma Municipality	HLANGANANI	8210141054087	CHIYA EUNICE ZIBUYILE	50	1.272	15	63.6	9.54	73.14
K2436	Dr Nkosazana Zuma Municipality	HLABENI	5801260813080	MTHEMBU THOKO MAUREEN	50	1.272	15	63.6	9.54	73.14
K2436	Dr Nkosazana Zuma Municipality	HLANGANANI	6507770318080	ZULU MILDREDIS NOMFUNDO	50	1.272	15	63.6	9.54	73.14
K2436	Dr Nkosazana Zuma Municipality	HLABENI	3801200251088	DLAMINI THANDI IVY PHYLIS	50	1.272	15	63.6	9.54	73.14
K2436	Dr Nkosazana Zuma Municipality	HLABENI	6408060282083	KUNENE ZIKHIPHE GERTRUDE	50	1.272	15	63.6	9.54	73.14
K2436	Dr Nkosazana Zuma Municipality	AMAKUZA	4803025330088	NDABA QUKHU VITALIS	50	1.272	15	63.6	9.54	73.14
K2436	Dr Nkosazana Zuma Municipality	AMAKUZA	5210025502089	MANDALI PHUTHUMANI	50	1.272	15	63.6	9.54	73.14
K2436	Dr Nkosazana Zuma Municipality	MOATSHENI	5507295697089	MOTKOUNG CALTON MFANAYANA	50	1.272	15	63.6	9.54	73.14
K2436	Dr Nkosazana Zuma Municipality	HLANGANANI	5410295500082	RADEBE BHEKEZAKHE	50	1.272	15	63.6	9.54	73.14
K2436	Dr Nkosazana Zuma Municipality	HLANGANANI	7309210693089	KESWA MILDRED FISANI	50	1.272	15	63.6	9.54	73.14
K2436	Dr Nkosazana Zuma Municipality	AMAKUZA	8110201049086	SHOBA BABHEKILE	50	1.272	15	63.6	9.54	73.14
K2436	Dr Nkosazana Zuma Municipality	AMAKUZA	7006060458080	PHUNGUZA ZIMEPHI PAULINA	50	1.272	15	63.6	9.54	73.14
K2436	Dr Nkosazana Zuma Municipality	AMAKUZA	8105205901084	KHUBONI XOLANI	50	1.272	15	63.6	9.54	73.14
K2436	Dr Nkosazana Zuma Municipality	AMAKUZA	6712210293084	SOSIBO BUSELAPHI FLORENCE	50	1.272	15	63.6	9.54	73.14
K2436	Dr Nkosazana Zuma Municipality	MOATSHENI	5211185540083	MAKHANYA PHUMLANI ANGELICUS	50	1.272	15	63.6	9.54	73.14
K2436	Dr Nkosazana Zuma Municipality	AMAKUZA	7001012303086	BENGU BUSELAPHI AGNES	50	1.272	15	63.6	9.54	73.14
K2436	Dr Nkosazana Zuma Municipality	MOATSHENI	6706076053087	DUMA JOSEPH	50	1.272	15	63.6	9.54	73.14
K2436	Dr Nkosazana Zuma Municipality	AMAKUZA	4908040592081	MLETWA DOU BACUPHILE	50	1.272	15	63.6	9.54	73.14
K2436	Dr Nkosazana Zuma Municipality	HLANGANANI	5109060516089	SHOZI LETTICIA	50	1.272	15	63.6	9.54	73.14
K2436	Dr Nkosazana Zuma Municipality	AMAKUZA	8607211021088	MTOLO THOBILE	50	1.272	15	63.6	9.54	73.14
K2436	Dr Nkosazana Zuma Municipality	AMAKUZA	8709260714082	DLAMINI ELIZABETH HLENGIWE	50	1.272	15	63.6	9.54	73.14
K2436	Dr Nkosazana Zuma Municipality	HLANGANANI	5010160197087	BEKWA BONANGANI	50	1.272	15	63.6	9.54	73.14
K2436	Dr Nkosazana Zuma Municipality	AMAKUZA	6603290575088	MINGUNI BANCAMILE OCTAVIA	50	1.272	15	63.6	9.54	73.14
K2436	Dr Nkosazana Zuma Municipality	ENKELEBANTWANA	4406230253085	NDLOVU NOMAGUGU UNICE	50	1.272	15	63.6	9.54	73.14
K2436	Dr Nkosazana Zuma Municipality	ENKELEBANTWANA	5710150740057	MAGOSO THOKO	50	1.272	15	63.6	9.54	73.14
K2436	Dr Nkosazana Zuma Municipality	AMAOADI NCWADI DEEPPALE	8011145479084	JILI FARAI	50	1.272	15	63.6	9.54	73.14
K2436	Dr Nkosazana Zuma Municipality	AMAOADI NCWADI DEEPPALE	9112050471089	MBANIWA NOLWAZI	50	1.272	15	63.6	9.54	73.14
K2436	Dr Nkosazana Zuma Municipality	ENKELEBANTWANA	6706125663082	LUKHOZI SIBIZANI	50	1.272	15	63.6	9.54	73.14
K2436	Dr Nkosazana Zuma Municipality	STEPMORE	4612150474086	MBOKAZI SABISILE	50	1.272	15	63.6	9.54	73.14
K2436	Dr Nkosazana Zuma Municipality	MOATSHENI	7601266142080	ZONDI BONGANI	50	1.272	15	63.6	9.54	73.14
K2436	Dr Nkosazana Zuma Municipality	AMAKUZA	6612270217082	KHUBONI JABULILE CLEMENTINE	50	1.272	15	63.6	9.54	73.14
K2436	Dr Nkosazana Zuma Municipality	MOATSHENI	8501281178086	MJWARA DORIS ZANDILE	50	1.272	15	63.6	9.54	73.14
K2436	Dr Nkosazana Zuma Municipality	AMAKUZA	7505060473080	MINGUNI VICTORIA PHILISWE	50	1.272	15	63.6	9.54	73.14
K2436	Dr Nkosazana Zuma Municipality	AMAKUZA	4601170520085	MJWARA SANAH	50	1.272	15	63.6	9.54	73.14
K2436	Dr Nkosazana Zuma Municipality	QUMENI 1	8005016041080	PHOSWA XOLANI NICHOLAS	50	1.272	15	63.6	9.54	73.14
K2436	Dr Nkosazana Zuma Municipality	MOATSHENI	6708050812082	MEMELA NTOMBIKHILE	50	1.272	15	63.6	9.54	73.14
K2436	Dr Nkosazana Zuma Municipality	HLABENI	7009180478087	KHWELA YUYISWA IVY	50	1.272	15	63.6	9.54	73.14
K2436	Dr Nkosazana Zuma Municipality	AMAKUZA	7604305607089	MINGUNI THOMAS ZWENGANI	50	1.272	15	63.6	9.54	73.14
K2436	Dr Nkosazana Zuma Municipality	AMAKUZA	6907080365083	MINGUNI ZIKHESHILE GLADYS	50	1.272	15	63.6	9.54	73.14
K2436	Dr Nkosazana Zuma Municipality	HLABENI	8503260416086	GAMBU ZAMA EUNICE	50	1.272	15	63.6	9.54	73.14
K2436	Dr Nkosazana Zuma Municipality	HLABENI	3610105494085	MINGUNI TAUUNUJ ANTONY	50	1.272	15	63.6	9.54	73.14
K2436	Dr Nkosazana Zuma Municipality	MOATSHENI	8809260733080	MJWARA NELISILE	50	1.272	15	63.6	9.54	73.14
K2436	Dr Nkosazana Zuma Municipality	QULASHE S1	8403111157085	GUTSHWA XOLISILE	50	1.272	15	63.6	9.54	73.14
K2436	Dr Nkosazana Zuma Municipality	ENKELEBANTWANA	1301010101013	NDLOVU M	50	1.272	15	63.6	9.54	73.14



KZ436	Dr Nkosazana Zuma Municipality	HLABENI	5003270643082	GAMBU PHAKETHE GERTRUDE	EHLABENI BULWER KZN	50	1.272	15	63.6	9.54	73.14
KZ436	Dr Nkosazana Zuma Municipality	MQATSHENI	5804250465085	MAZEKA THOKO MAVIS	MQATSHENI UNDERBURG KZN	50	1.272	15	63.6	9.54	73.14
KZ436	Dr Nkosazana Zuma Municipality	HLANGANANI	3808100346082	MAGWENYANE LANDIWE	TRADITIONAL HOUSE	50	1.272	15	63.6	9.54	73.14
KZ436	Dr Nkosazana Zuma Municipality	MQATSHENI	5812151044081	NDHLOVU REGINAH BOTSI	MQATSHENI UNDERBURG KZN	50	1.272	15	63.6	9.54	73.14
KZ436	Dr Nkosazana Zuma Municipality	HLABENI	4006100331084	NGCOBO NOMAPULASI	EHLABENI BULWER KZN	50	1.272	15	63.6	9.54	73.14
KZ436	Dr Nkosazana Zuma Municipality	ENKELEBANTWANA	8510030842082	ZONDI BONISILE	XOSHEYAKHE ENKELEBANTWANA PMB	50	1.272	15	63.6	9.54	73.14
KZ436	Dr Nkosazana Zuma Municipality	MQATSHENI	4711180438085	BENGU THEMENI GIRRIE	MQATSHENI UNDERBURG KZN	50	1.272	15	63.6	9.54	73.14
KZ436	Dr Nkosazana Zuma Municipality	MQATSHENI	6511290468081	NGCEMU GERTRUDE	MQATSHENI UNDERBURG KZN	50	1.272	15	63.6	9.54	73.14
KZ436	Dr Nkosazana Zuma Municipality	HLABENI	6008290368080	JACA NTOMBIFUTHI	EHLABENI BULWER KZN	50	1.272	15	63.6	9.54	73.14
KZ436	Dr Nkosazana Zuma Municipality	AMAKUZA	5911035714084	MEMELA MUZIWANELE DENNIS	AMAKHUZE UNDERBURG KZN	50	1.272	15	63.6	9.54	73.14
KZ436	Dr Nkosazana Zuma Municipality	NKWEZELE	8110020421086	MEMELA ZINHLA ANINA	NKWEZELE BULWER KZN	50	1.272	15	63.6	9.54	73.14
KZ436	Dr Nkosazana Zuma Municipality	AMAKUZA	5409190548089	DLAMINI NOMALOLI MFUSHANE	AMAKHUZE UNDERBURG KZN	50	1.272	15	63.6	9.54	73.14
KZ436	Dr Nkosazana Zuma Municipality	NKUMBA	7803260269089	NSINDANE BONGEKILE GRACE CYNTHIA	NKUMBA	50	1.272	15	63.6	9.54	73.14
KZ436	Dr Nkosazana Zuma Municipality	AMAKUZA	7402280377087	NZIMANDE OHAMUKILE	NOMHOJANA UNDERBERG KZN	50	1.272	15	63.6	9.54	73.14
KZ436	Dr Nkosazana Zuma Municipality	MQATSHENI	6904130320085	MATIWANE NOMTHANDAZO	MQATSHENI UNDERBURG KZN	50	1.272	15	63.6	9.54	73.14
KZ436	Dr Nkosazana Zuma Municipality	BETHLEHEM	5108260385089	DLAMINI LILINALE	BHIDLA BULWER KZN	50	1.272	15	63.6	9.54	73.14
KZ436	Dr Nkosazana Zuma Municipality	UNDERBERG	7206150686083	LUSWAZI NONHLANHLA JOYCE	Brick House	50	1.272	15	63.6	9.54	73.14
KZ436	Dr Nkosazana Zuma Municipality	HLABENI	5205210567087	MNCWABE THOKOZILE	EHLABENI BULWER KZN	50	1.272	15	63.6	9.54	73.14
KZ436	Dr Nkosazana Zuma Municipality	HLANGANANI	4302075389088	KHUBONE VEZUMUSA	TRADITIONAL HOUSE	50	1.272	15	63.6	9.54	73.14
KZ436	Dr Nkosazana Zuma Municipality	HLABENI	6403300403086	DLAMINI BAXOLILE	EHLABENI BULWER KZN	50	1.272	15	63.6	9.54	73.14

**NOVEMBER 2020 DEBTORS AND REVENUE MANAGEMENT REPORT**

1. **AUTHOR** Chief Financial Officer

1<sup>ST</sup> LEVEL : MANCO

2<sup>ND</sup> LEVEL : FINANCE COMMITTEE

3<sup>RD</sup> LEVEL : EXCO

4<sup>TH</sup> LEVEL : COUNCIL

2. **PURPOSE:**

To report to the Committee and Council on the revenue and debtors' management.

3. **LEGAL/STATUTORY REQUIREMENTS:**

- MFMA Act No.56 of 2003
- Credit control and debt collection policy

4. **BACKGROUND AND REASONING:**

Dr Nkosazana Dlamini Zuma Municipality council must ensure that all money which is due and payable to the council is collected and for this purpose has adopted the credit control policy and debt collected policy consistent with its tariffs and complying with the provisions of the relevant legislation.

5. **ANNEXURES**

- 5.1 Age Analysis
- 5.2 Debt Collection
- 5.3 Traffic Fines
- 5.4 Pound
- 5.5 Data Cleansing
- 5.6 Revenue Enhancement Strategy
- 5.7 New general valuation roll

6. **FINANCIAL IMPLICATIONS:**

- Interest is added to all outstanding debtors.
- The Municipality has budgeted for the provision of bad debt.

7. **RECOMMENDATION:**

That this report be noted by the Committee and Council

**REPORT ON DEBTORS AGE ANALYSIS****NOVEMBER 2020**

<b>Debtors' balance as at</b>	<b>AMOUNT</b>
Dr Nkosazana Dlamini Zuma Municipality - July 2020	R62 914 128,06
Dr Nkosazana Dlamini Zuma Municipality - August 2020	R65 019 836,05
Dr Nkosazana Dlamini Zuma Municipality - September 2020	R66 274 889,28
Dr Nkosazana Dlamini Zuma Municipality - October 2020	R67 079 908,68
Dr Nkosazana Dlamini Zuma Municipality - November 2020	R68 451 238,09

**REPORT ON INDIGENT MANAGEMENT****NOVEMBER 2020**

<b>Period</b>	<b>Number of Indigents beneficiaries for the period</b>	<b>Amount paid by municipality for the period</b>
July 2020	1 510 beneficiaries	R104 422,93
August 2020	1 506 beneficiaries	R111 050,03
September 2020	1 490 beneficiaries	R110 527,71
October 2020	1 441 beneficiaries	R109 263,85
November 2020	1 398 beneficiaries	R105 914,03

**REPORT ON TRAFFIC FINES****NOVEMBER 2020**

<b>MONTHS</b>	<b>AMOUNT FOR NOTICES ISSUED</b>	<b>AMOUNT RECEIVED</b>
Dr Nkosazana Dlamini Zuma Municipality July 2020	R125 850,00	R5 450,00
Dr Nkosazana Dlamini Zuma Municipality August 2020	R81 020,00	R11 300,00
Dr Nkosazana Dlamini Zuma Municipality September 2020	R57 600,00	R5 700,00
Dr Nkosazana Dlamini Zuma Municipality October 2020	R124 751,00	R8 382,60
Dr Nkosazana Dlamini Zuma Municipality November 2020	R 61 500,00	R4 600,00

**REPORT ON ANIMAL POUNDS**

Animal category	Himeville animal pound						
	Movement in stock July 2020	Movement in stock August 2020	Movement in stock September 2020	Movement in stock October 2020	Movement in stock November 2020	Movement in stock November 2020	Movement in stock November 2020
Cattle	10	9	83	81	25		
Goats	3	-	7	-	-		
Sheep	-	-	22	-	-		
Horse	-	6	7	9	3		
Donkeys in pound	-	-	-	4	-		
Stock theft	1. Cas Nr. 44/07/2020 Himeville Saps 21 x Goats 08 x Sheep						
Cattle in pound	8	7	29 Cows (28 + 1 Calf which was born at the pound)	-	5		
Goats in pound	27	27		-	-		
Horses in pound	1	4		5	2		
Donkeys in pound	-	-		8	7		
Sheep in pound	9	8		-	-		
Death in the pound		1 x Cattle due to unknown disease 1 x Sheep, 1 x Lamb, sheep died whilst giving birth and lamb died afterwards	1 Cattle due to unknown disease – D.O.D: 06/09/2020	1 x Donkey died due to unknown disease – D.O.D: 04/10/2020			
<b>Total Amount</b>	<b>2 655,00</b>	<b>1 050,00</b>	<b>18 961,00</b>	<b>25 150,00</b>	<b>3 770,00</b>		

0000094

Creighton animal pound						
Animal category	Movement in stock July 2020	Movement in stock August 2020	Movement in stock September 2020	Movement in stock October 2020	Movement in stock November 2020	
Cattle	2	-	43	143	10	
Goats	-	87	5	-	-	
Sheep	-	-	5	-	-	
Horse	-	-	-	4	4	
Donkeys in pound	-	-	-	-	-	
Stock theft	1 Cow – Case Number 09/06/2020	-	1 case no 114/08/2020	2 CASES NO. Donny 22/06/2020 Bulwer 65/09/2020	-	
Cattle in pound	21	22	36	49	33	
Goats in pound	5	5	35	27	40	
Horses in pound	1	1	1	1	1	
Donkeys in pound	2	1	1	1	1	
Sheep in pound	2	2	13	11	18	
Death in the pound	1 Cow – Broken leg (Destroyed), 2 Goats – (Unknown)	1 Goat and 1 Donkey	3 Goats	1 sheep 3 goats	2 goats	
<b>Total</b>	<b>100,00</b>	<b>1 320,00</b>	<b>4 057,00</b>	<b>9 680,00</b>	<b>10 150,00</b>	

0000000000

**REPORT ON DATA CLEANSING****NOVEMBER 2020**

<b>MONTHS</b>	<b>Details of data cleansing exercises performed</b>
July 2020	0 BJ 4 TJ (Transfer transactions CoO) 20 queries via email and attended to 4 Change of Ownership processed No General Valuation updates performed 3 General information updates 6 Pension rebates processed 1 Manual RCC
August 2020	Due to information systems challenges experienced no data cleansing/ updating could be performed.
September 2020	Due to information systems challenges experienced no data cleansing/ updating could be performed.
October 2020	6 BJ 5 TJ (Transfer transactions CoO) 20 queries via email and attended to 6 Change of Ownership processed 1 General Valuation updates performed 15 General information updates 3 Pension rebates processed 1 Public benefit organisation rebates processed 2 Tourism rebates processed Manual RCC 0
November 2020	4 BJ 1 TJ + 100 Transfer transactions CoO) 10 queries via email and attended to 100 Change of Ownership processed 1 General Valuation updates performed 6 General information updates 1 Pension rebates processed 1 Tourism rebates processed Manual RCC 0

**REPORT ON QUERIES (CUSTOMER CARE)****NOVEMBER 2020**

<b>MONTHS</b>	<b>NUMBER OF QUERIES RECEIVED</b>	<b>NUMBER OF QUERIES RESOLVED</b>
Dr Nkosazana Dlamini Zuma Municipality July 2020	47 RCC applications	25 RCC issued
Dr Nkosazana Dlamini Zuma Municipality August 2020	27 RCC applications	15 RCC issued
Dr Nkosazana Dlamini Zuma Municipality September 2020	44 RCC applications	10 RCC issued
Dr Nkosazana Dlamini Zuma Municipality October 2020	15 RCC applications	22 RCC issued
Dr Nkosazana Dlamini Zuma Municipality November 2020	4 RCC applications	50 RCC issued

**REPORT ON DEBT COLLECTION****NOVEMBER 2020**

- The debtors' book has grow in the month of November 2020 by 2,04%, but has done so at a decreasing rate, show casing the result of the data cleansing and debt collection efforts.
- An amount of R105 914.03 was paid for free basic electricity in aid of 1398 beneficiaries
- Revenue and debt collection unit has realised that more people are paying for their accounts since the debt collection process is done both inhouse and supplemented by legal attorneys .
- Traffic fines debtors remain a concern, improved collection strategies to be researched, benchmarked, assessed and implemented.
- Debt Collection rate is seating at 64% as at the end of November 2020 versus amount billed for the month.
- Total amount of pound fees collected for the period amount to R13 920,00(*Creighton R10 150,00 and Himeville R3 770,00*)

**ANNEXURE 5.2**

**REPORT ON COLLECTION RATE**

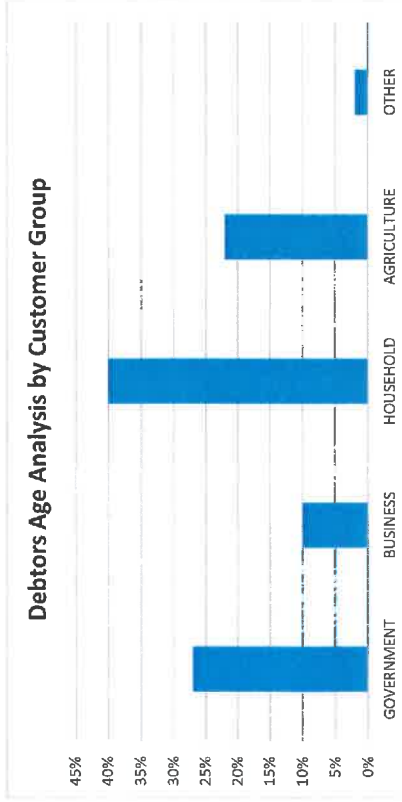

	Raised	Received	Raised	Received	Raised	Received	Raised	Received	Raised	Received	Raised	Received
RAT01	753 975,13	-1 135 604,78	753 225,29	-529 128,51	754 254,42	-552 452,04	782 033,20	-587 186,13	758 786,09	-443 602,63		
RAT02	532 982,56	-376 309,51	526 485,59	-214 758,24	528 580,82	-356 575,70	525 505,58	-424 447,47	533 289,09	-339 417,69		
RAT03	814 845,94	-659 946,89	818 314,09	-397 227,09	814 998,04	-627 738,83	844 058,96	-802 862,82	823 702,01	-720 425,65		
RAT04	826 096,52	-52 721,43	832 986,58	-52 806,40	814 710,10	-2 204 494,43	821 236,48	-49 243,60	825 297,37	-475 761,00		
RAT05	194,89	-0,03	196,90	-0,03	198,91	-0,03	200,92	-0,03	200,92	-0,08		
RAT08	300 703,85	-81 425,85	295 411,99	-187 900,87	296 683,10	-129 647,61	61 060,30	-135 209,91	229 505,86	-97 733,62		
RAT10	85 586,92	-112 737,26	85 767,01	-62 412,59	86 192,19	-95 095,22	86 698,80	-43 952,46	87 073,87	-42 365,81		
RAT11	2 028,84	0,00	2 028,84	0,00	2 028,84	-4 000,00	2 028,84	0,00	2 028,84	0,00		
RAT12	156 451,84	-93 196,89	156 815,80	-79 661,61	157 687,19	-86 265,39	156 673,12	-117 880,50	159 846,69	-94 412,81		
REFUSE	312 686,86	-256 371,69	312 550,48	-173 704,05	312 267,19	-246 540,23	289 820,61	-231 918,84	309 859,14	-205 808,16		
VAT	44 980,98	-34 619,77	44 980,98	-24 692,49	44 980,98	-34 441,69	42 302,16	-34 486,28	44 718,31	-29 959,53		
RENT	14 702,49	-10 236,16	14 702,49	-10 236,10	14 702,49	-5 118,05	14 702,49	-190 743,23	14 702,49	-5 118,05		
VAT	2 205,37	-1 535,36	2 205,37	-1 535,42	2 205,37	-767,71	2 205,37	-38 523,50	2 205,37	-767,71		
SUNDRIES	42 510,77	-3 060,87	42 510,77	-3 060,87	42 420,77	-3 060,87	42 510,77	-106 268,49	44 528,52	-3 060,87		
VAT	6 376,91	-459,13	6 376,61	-459,13	6 876,61	-459,13	6 376,61	-15 940,27	6 679,28	-459,13		
Total Incl	<b>3 896 329,87</b>	<b>-2 818 225,62</b>	<b>3 894 558,79</b>	<b>-1 737 583,40</b>	<b>3 878 787,02</b>	<b>-4 346 656,93</b>	<b>3 677 414,21</b>	<b>-2 778 663,53</b>	<b>3 842 423,85</b>	<b>-2 458 892,74</b>		
Total VAT	<b>53 563,26</b>	<b>-36 614,26</b>	<b>53 562,96</b>	<b>-26 687,04</b>	<b>54 062,96</b>	<b>-35 668,53</b>	<b>50 884,14</b>	<b>-88 950,05</b>	<b>53 602,96</b>	<b>-31 186,37</b>		
Total Excl	<b>3 842 766,61</b>	<b>-2 781 611,36</b>	<b>3 840 995,83</b>	<b>-1 710 896,36</b>	<b>3 824 724,06</b>	<b>-4 310 988,40</b>	<b>3 626 530,07</b>	<b>-2 689 713,48</b>	<b>3 788 820,89</b>	<b>-2 427 706,37</b>		
Total Rates	<b>3 472 866,49</b>	<b>-2 511 942,64</b>	<b>3 471 232,09</b>	<b>-1 523 895,34</b>	<b>3 455 333,61</b>	<b>-4 056 269,25</b>	<b>3 279 496,20</b>	<b>-2 160 782,92</b>	<b>3 419 730,74</b>	<b>-2 213 719,29</b>		
Total Services	<b>423 463,38</b>	<b>-306 282,98</b>	<b>423 326,70</b>	<b>-213 688,06</b>	<b>423 453,41</b>	<b>-290 387,68</b>	<b>397 918,01</b>	<b>-617 880,61</b>	<b>422 693,11</b>	<b>-245 173,45</b>		
Total ServicesExcl	<b>369 900,12</b>	<b>-269 668,72</b>	<b>369 763,74</b>	<b>-187 001,02</b>	<b>369 390,45</b>	<b>-254 719,15</b>	<b>347 033,87</b>	<b>-528 930,56</b>	<b>369 090,15</b>	<b>-213 987,08</b>		
Opening Balance	61 723 334,25		62 914 128,06		65 914 128,06		66 274 889,28		67 079 908,68			
Closing Balance		62 914 128,06		65 019 836,05		66 274 889,28		67 079 908,68		68 451 238,09		
Collection Rates		<b>69%</b>		<b>46%</b>		<b>68%</b>		<b>78%</b>		<b>64%</b>		

0000098



ANNEXURE 5.1  
AGE ANALYSIS NOVEMBER 2020

Debtors Age Analysis by Income Group	Current	0-30 Days	30-60 Days	60-90 Days	90-120 Days	Older than 120 Days	Total	Debtor's in %
RATES	-52 447,39	2 648 886,42	2 219 181,57	1 823 563,51	1 700 211,72	55 373 290,10	63 712 685,93	87%
REFUS	-1 828,00	315 841,07	263 164,96	211 347,38	190 344,97	6 750 303,68	7 729 174,06	11%
RENT	0,00	16 907,86	16 907,86	16 907,86	16 907,86	481 779,39	549 410,83	1%
SUND	0,00	47 687,80	45 367,38	43 625,55	23 082,15	714 934,14	874 697,02	1%
<b>Total by Income Group</b>	<b>-54 275,39</b>	<b>3 029 323,15</b>	<b>2 544 621,77</b>	<b>2 095 444,30</b>	<b>1 930 546,70</b>	<b>63 320 307,31</b>	<b>72 865 967,84</b>	<b>100%</b>
<b>Debtors Age Analysis by Customer Group</b>								
Government	-399,40	508 244,37	505 486,23	507 797,39	504 956,87	17 458 367,86	19 484 453,32	27%
Business	-35 000,00	308 522,16	220 707,98	176 706,03	165 812,98	6 418 930,08	7 255 679,23	10%
Households	-15 088,18	1 398 151,34	1 119 841,29	844 852,56	738 430,18	24 841 067,53	28 927 254,72	40%
Agriculture	-7 374,98	780 333,15	666 288,88	534 749,14	491 409,67	13 334 205,45	15 799 611,31	22%
Other	3 587,17	34 072,13	32 297,39	31 339,18	29 937,00	1 267 736,39	1 398 969,26	2%
<b>Total by Customer group</b>	<b>-54 275,39</b>	<b>3 029 323,15</b>	<b>2 544 621,77</b>	<b>2 095 444,30</b>	<b>1 930 546,70</b>	<b>63 320 307,31</b>	<b>72 865 967,84</b>	<b>100%</b>



Government 19 484 453,32  
 Business 7 255 679,23  
 Households 28 927 254,72  
 Agriculture 15 799 611,31  
 Other 1 398 969,26  
**72 865 967,84**

Prepared By: S.C. Manyathi  
 Approved By: N. Wela

00000000



Main Street  
Creighton, 3263

P.O Box 62

Creighton 3263

Phone: +27 39 833 1038

Fax: +27 39 833 1179

Email: mailbox@ndz.gov.za

[www.ndz.gov.za](http://www.ndz.gov.za)

***A Better Place for All***

30 November 2020

## 5.2 DEBT COLLECTION REPORT

### Collection report for the month of November 2020

- 16 of the 68-customer received hand delivered final notices and customer contact information was obtained and updated.
- 5 of the 16 customers have requested for history of their account with the intention of paying.
- 3 of the 16 customers currently negotiating payment plan.
- The remaining customers will be handed over to municipal attorneys for further debt collection processes.
- The collection process for the remaining 52 account is ongoing.

### Monthly payments arrangements report November 2020

Account	Name	Payment	Comment
39105	Ms D Veenstra	1 967.15	UpToDate
58838	Miss PN Moholi	1 000.00	UpToDate
30966	Eric M Jili	1 500	UpToDate
64039	NP Luzulane	1 000	UpToDate
25065	Mr SE Maphanga	1 000	UpToDate
46930	A BUNGANE	1 000	Hand over
68882	MA Pinchin	1 960.17	One month behind
102615	PA Duma	2 200	UpToDate

### Collection Plan for the month of December 2020

- Letters of final demand will be sent for commercial properties for all customers with arrears amount.
- Site visits will be performed where there is no or outdated contact information on the system to hand deliver notices and obtain customer information.
- 68 customers with outstanding individual debt exceeding R100 000.00, totalling R12 620 954.56 from the following categories residential, business and agriculture. Form the bulk of outstanding debt. The following is being performed:
  - site visits process is ongoing,
  - hand deliver of final notices including latest statements and ensuring customer sign to acknowledge receipt of final notices
  - data cleansing exercises are also performed to obtain the most up to date customer information e.g. contact number, email etc.
  - customers are sensitised about municipal credit control and collection processes and the ramification of non-compliance
  - customers are sensitised about the multiple payment options available and the multiple pay points on offer.
- 50 customers of the new accounts where there has been no payment on account since the change of ownership will be investigated to obtain and update customers information on account.

### Accounts to be handed over in the month of Dec 2020.

The following list of customers are to be handover to municipal legal attorneys as final letters of demand were hand delivered to customers and customers failed to come in for payment arrangement agreement or settle their account in full within the 7days as per final notices.

Account No.	Name	Amount
264685	Miss MH Fourie	R105 666.35
97445	TP&MN Mlambo	R86 543.58
262195	MS GRP Moor	R166 089.00
18875	Kinross shire cc	R619 774.53
128545	Grant family trust	R272 464.05
49407	Beier industries	R125 182.86
39915	MG&NA Dludla	R 77 567.49
21775	Devberg Investments cc	R134 485.40
47838	DJ Eaglestone	R119 648.88
13335	Mr BW Mtolo	R27 895.56
68105	SM&TC Dlamini	R18 130.42
266152	MJ Brender-A- Brandis	R40 179.14
89165	Mr/Mrs LM&SG Jakatyana& Mtungwa	R64 617.76
21717	Mr AQ Kilian	R20 090.76

## Government debt Report

- A meeting was held with Nokukhanya from COGTA and Fikile from Provincial public works regarding a Provincial works government debt. Provincial debtors has paid almost all their arrears debt with a few accounts they were querying.
- Department of Public Works(provincial) - Most of the arrears balances from Provincial works are from section 14 school, school with no lease agreement. We were advised that for schools with no lease agreement, the debt is to be followed up with the owner of properties.
  - Annual invoices have been prepared and submitted to Provincial Public works, currently waiting for payments.
  - 17 properties have been identified as of Provincial Public works.
  - Public works will send one of their official to do a physical verification to find out what properties are being used for e.g. School, clinic etc
  - In the month of November 2020, a payment of R4 194 354.90 was paid by Provincial public works.
- Department of Rural development and Lands reform - a meeting was held with the department and Cogta. A resolution was taken regarding the outstanding debt to prepare and submit all invoices within the month of Sept 2020 to fast track payment process:
  - 15 invoices have been forwarded to the department of land affairs for payment;
  - 5 of which are newly identified properties belonging to the department;
  - prior year invoices have been prepared and submitted; and
  - payment of R 327 289.30 was paid in the month of November 2020 department.
- Department of Public Works(national) - 5 properties have been verified as of National Public works properties with a total outstanding Balance of R938 726.00,
  - Invoice and recon of accounts will be prepared and submitted to national Public works for payments.
  - National Public works paid R205 615.84 in the month of November 2020.
- Department of Water and Sanitation - 10 Properties have been verified as of Water and Sanitation, Cogta is assisting us with the contact person regrading recons and submission of invoices.

## Progress report on handed over accounts

Municipal Account	Property Description	Owner/Debtor	HANDOVER AMOUNT	EMAIL ADDRESS	STATUS
18745	Underberg 123 PTN 1	Peon Properties	R 666 061,94	<a href="mailto:pregasen@tanglefoot.co.za">pregasen@tanglefoot.co.za</a>	Negotiations failed; part payment received; summons drafted & sent to Regional Court for issuing
107105	Goxhill Farm	Goxhill Farm	R125 134,84	<a href="mailto:rickjames@telkom.net">rickjames@telkom.net</a>	Summon drafted, Awaiting revised statement
30058295	Underberg ERF 13 PTN 4	S G Hlongwane Family	R 450 839,03	<a href="mailto:austin.hlongwane@stucky.co.za">austin.hlongwane@stucky.co.za</a>	Non- contactable; trustees details obtained on 1.10.2020 & summons drafted - Judge Mnguni is third trustee, attempting to negotiate
131705	FP 168 ERF 8536	MR DG Pitout	R168 547,97	<a href="mailto:shandrepitout@gmail.com">shandrepitout@gmail.com</a>	Negotiations failed, awaiting revised statement; Summons drafted & sent to correspondent for issuing
115265	FP 249 ERF 10074	David Hooper Trust	R 80 281,99	<a href="mailto:dvh@esneil.co.za">dvh@esneil.co.za</a>	Negotiations failed, summons drafted, identity numbers outstanding
30056877	FP 17568	Massey Ian Alastair Robert	R 83 933,11	<a href="mailto:massey@sal.co.za">massey@sal.co.za</a>	Account settled; file closed
128445	Farm FP 78 No.7821	New Line Inv 149 PTY LTD	R 274 321,14	<a href="mailto:hestersadie@mwweb.co.za">hestersadie@mwweb.co.za</a>	Negotiations failed; summons drafted & sent to Regional Court for issuing
30057744	ERF 1 PTN 1	MR Taylor & Thompson	R 53 906,15	<a href="mailto:michale@telkomsa.net">michale@telkomsa.net</a>	Negotiations failed, both debtors now reside in Malaysia,

131135	Farm No. 9137 PTN 2	(Late) Mr NS Mtolo/(Executor)NA Mtolo	R 423 603,72	<a href="mailto:nomaa2mtoloo@gmail.com">nomaa2mtoloo@gmail.com</a>	substituted service required, awaiting revised statement
62532	FARM FP 4910 PTN 4	Clive John Mingay	R 28 104,55	<a href="mailto:inglenook45@gmail.com">inglenook45@gmail.com</a>	Negotiations failed; awaiting clarification on property description, property not registered in the name of the debtor, debtor deceased, executors' details still outstanding from Masters office
62587	ERF 5002	Clive John Mingay	R 51 522,30	<a href="mailto:inglenook45@gmail.com">inglenook45@gmail.com</a>	Acknowledgement of Debt signed.
62635	ERF 5002 PTN 1	Clive John Mingay	R45 588,80	<a href="mailto:inglenook45@gmail.com">inglenook45@gmail.com</a>	Acknowledgement of Debt signed.
107035	Farm 9030	Banks Trust- Trustees	R 149 867,97	<a href="mailto:actaylor@mweb.co.za">actaylor@mweb.co.za</a>	Acknowledgement of Debt signed, awaiting confirmation from client that account settled in full
107055	farm 9030 PTN 2	Banks Trust- Trustees	R 34 064,55	<a href="mailto:actaylor@mweb.co.za">actaylor@mweb.co.za</a>	Acknowledgement of Debt signed, awaiting confirmation from client that account settled in full
52966	Farm No.9290	James Charles Forder	R20 783,94	<a href="mailto:jene.james@gmail.com">jene.james@gmail.com</a>	Negotiations failed; Awaiting revised statement; summons drafted & sent to correspondent for issuing
52959	Farm No.9289	James Charles Forder	R30 188,15	<a href="mailto:jene.james@gmail.com">jene.james@gmail.com</a>	Negotiations failed; Awaiting revised statement; summons drafted & sent to correspondent for issuing

52911	Farm No.16440	James Charles Forder	R4 995,14	<a href="mailto:jene.james@gmail.com">jene.james@gmail.com</a>	Negotiations failed; Awaiting revised statement; summons drafted & sent to correspondent for issuing
52935	Farm No.7881	James Charles Forder	R1 343,81	<a href="mailto:jene.james@gmail.com">jene.james@gmail.com</a>	Negotiations failed; Awaiting revised statement; summons drafted & sent to correspondent for issuing
52942	Farm No.7882	James Charles Forder	R7 851,46	<a href="mailto:jene.james@gmail.com">jene.james@gmail.com</a>	Negotiations failed; Awaiting revised statement; summons drafted & sent to correspondent for issuing
52928	Farm No.5481	James Charles Forder	R28 744,73	<a href="mailto:jene.james@gmail.com">jene.james@gmail.com</a>	Negotiations failed; Awaiting revised statement; summons drafted & sent to correspondent for issuing
54322	Farm 5616 PTN 8	Primeinvest 1103 CC (Leon)	R114 459,03	<a href="mailto:leonk@futurenet.co.za">leonk@futurenet.co.za</a>	Negotiations failed; summons drafted & to be sent to correspondent to issue, awaiting instructions re: discount settlement figure
53338	farm 5616 PTN 5	Mixgold Trading CC (Leon)	R 78 526,12	<a href="mailto:leonk@futurenet.co.za">leonk@futurenet.co.za</a>	Negotiations failed; summons drafted & to be sent to correspondent to issue, awaiting instructions re: discount settlement figure

---



---

**R 2 922 670,44**





Main Street  
Creighton, 3263

P.O Box 62

Creighton 3263

Phone: +27 39 833 1038

Fax: +27 39 833 1179

Email: [taylorc@ndz.gov.za](mailto:taylorc@ndz.gov.za)

[www.ndz.gov.za](http://www.ndz.gov.za)

**DR NKOSAZANA DLAMINI ZUMA MUNICIPALITY**

REVENUE ENHANCEMENT STRATEGY							
FUNCTION	PROBLEM STATEMENT OR CHALLENGE	EXTENT OF THE PROBLEM OR REVENUE LOSS	STRATEGIES	ACTIVITIES OR INTERVENTION	REVENUE IMPACT	BUDGET OR FINANCIAL IMPLICATION	RESPONSIBLE
Human Settlements	Lack of development in identified land parcels such as Creighton, Bulwer, Underburg and Himmeville	Loss of revenue from stands or properties	Dispose the available unused municipal residential land not earmarked for any municipal development	Establishment of townships and development of the identified land parcels by the service providers.	More Revenue to be generated.	To be quantified before finalization of the budget.	Manager: Planning and Development
<b>TIMEFRAME AND PROGRESS TO DATE</b> 11 December 2019 Developing draft subdivision layout for Bulwer and the final layout will be approved by the MPT by end of June 2019							

REVENUE ENHANCEMENT STRATEGY									
FUNCTION	PROBLEM STATEMENT OR CHALLENGE	EXTENT OF THE PROBLEM OR REVENUE LOSS	STRATEGIES	ACTIVITIES OR INTERVENTION	REVENUE IMPACT	BUDGET OR FINANCIAL IMPLICATION	TIMEFRAME AND PROGRESS TO DATE	RESPONSIBLE	
Land Use Management	Formalisation of invalid areas next to Bulwer Township	Lack of collection of property rates and service charges in the areas	Expand revenue base through the tenure upgrade	Township establishment or formalization and transfer of the properties to the beneficiaries Sale of land already occupied	Additional property rates and service charges	Costs of formalisation	30 June 2020 COGTA is handling the Matter	Manager Planning and Development	
Land use Management	Inefficiencies in the approval of the building plans due to turnaround time	Long turnaround time to approve building plans	Enhance and improve on the building plan approval system (BAS)	Upgrade of the building plan approval application system Development of workflow procedures	Additional property rates and services charges revenues to be generated due to the increase in the value of the property.	Procure Application system	The approval of the building plans is no longer a challenge since they are no longer no approved by the Council on the council date meeting. There are new approved by the Town Meeting Board.	Manager Planning and Developm.ent	

	<p>Committee which site owners in every two months. The department is no longer in a process of procuring a building plans filing system due to that the department of Corporate is in a process of procuring one.</p>								
<p>Economic Development</p>	<p>Lack of Infrastructure support for emerging enterprises</p>	<p>Loss of rental revenue from emerging enterprises</p>	<p>Development of incubation hubs for grant funding. Development and management of the hubs</p>	<p>Rental revenue from the incubation hubs</p>	<p>Costs of building incubation hubs</p>	<p>Operational Costs</p>	<p>Community Services Manager</p>	<p>Office of the Municipal Manager/Planning Development Manager</p>	
<p>Real Estate</p>	<p>Government amenities or facilities built on properties owned by the municipality, eg Underburg Clinic. Owners of low cost houses not following municipal process when upgrading/extending their houses</p>	<p>Property rates revenue is not generated from these properties Loss of revenue on upgraded components</p>	<p>Improve property rates revenue generation Transfer the properties to relevant government departments and entities Develop 3 different building plans to be used by low cost owners at no fee or lower fee</p>	<p>Additional property rates and service charges, revenue to be generated due to the increase in the value of the property</p>	<p>Operational Costs</p>	<p>Office of the Municipal Manager/Planning Development Manager</p>	<p>Office of the Municipal Manager/Planning Development Manager</p>		

Waste Management	Inadequate capacity to render commercial, industrial and bulk or special waste removal services	Loss of revenue in business and industrial areas	Enhancing refuse removal and generating revenue	Conduct capacity assessment analysis to render the waste collection services Extend the waste collection services to commercial and industrial areas	Additional revenue is projected to be generated	Operational Costs	<p>Waste collection has been extended to commercial and industrial areas</p>	Assistant Manager Public Works and Basic Services
------------------	---	--	---	---	---	-------------------	--	---

REVENUE ENHANCEMENT STRATEGY							
FUNCTION	PROBLEM STATEMENT OR CHALLENGE	EXTENT OF THE PROBLEM OR REVENUE LOSS	STRATEGIES	ACTIVITIES OR INTERVENTION	REVENUE IMPACT	BUDGET OR FINANCIAL IMPLICATION	RESPONSIBLE
Traffic Fines Revenue	Lack of enforcement measures to execute Warrant of Arrest (WoA)	Outstanding income out of Traffic fines Warrant of Arrest	Improve excercusion of Warrant of Arrest	Implement a bulk SMS/MMS system  Maximise the utilization of the Municipal Court Implement traffic payments Portal	Additional Revenue		Protection Services Manager
			<b>TIMEFRAME AND PROGRESS TO DATE:</b> Auto Trailer has been protuced and currently functional Target Met.				

REVENUE ENHANCEMENT STRATEGY							
FUNCTION	PROBLEM STATEMENT OR CHALLENGE	EXTENT OF THE PROBLEM OR REVENUE LOSS	STRATEGIES	ACTIVITIES OR INTERVENTION	REVENUE IMPACT	BUDGET OR FINANCIAL IMPLICATION	RESPONSIBLE
Licensing Services revenue	Outdated Service Level Agreement between the municipality and the Provincial Department of Safety	The full cost of rendering the licensing services on behalf of the Provincial Department is not fully recovered with the 8%-20% agency fees	To enhance licensing fee revenue	Re- model cost of the licensing services due to the amalgamation  Re- negotiate the licensing service level agreement with Provincial Department of Safety	Additional Revenue	Operational Costs	Pretection Services Manager and Chief Financial Officer  Protection services manager
			<b>TIMEFRAME AND PROGRESS TO DATE:</b> This is a amended rate provincially and better can only be dealt with at a Provincial level.				

Property rates revenue	Loss of revenue due to properties registered in the name of municipality occupied/ owned by third parties	Properties are registered in the name of the municipality resulting in a possible loss of income	To enhance the property rates revenue generation	Identify and verify all properties registered in the municipality to be transferred to the rightful owners	Additional Property rates	Operational Costs	30 June 2020	Manager Planning and Development
	Government and business properties in the state trust and communal land are not listed on the general valuation roll	Approximately few government facilities situated in the communal land are not included on the valuation roll (schools, clinics and police stations etc)	Expand the property rated revenue base	Develop individual property diagrams and formalization of the individual properties	Revenue base to increase	Operational/Consultancy Costs	30 June 2020 An investigation will be done for completion of General Valuation Roll	Manager Planning and development

REVENUE ENHANCEMENT STRATEGY								
FUNCTION	PROBLEM STATEMENT OR CHALLENGE	EXTENT OF THE PROBLEM OR REVENUE LOSS	STRATEGIES	ACTIVITIES OR INTERVENTION	REVENUE IMPACT	BUDGET OR FINANCIAL IMPLICATION	TIMEFRAME AND PROGRESS TO DATE	RESPONSIBLE
Solid Waste Revenue	Solid Waste Revenue not optimised	Some households are not billed for refuse removal, resulting in a loss of revenue from end users	To enhance refuse removal revenue generation	Reconcile the billing database, refuse removal register and the property master register	Additional revenue will be generated	Operational Costs	31 March 2020 Revenue roll is being with building Inspector for completion certificates to refuse service and all property and field valuations has been done for	Chief Financial Officer

Financial Management	The cost of rendering services is not in line with the principles of financial management relating to effectiveness, efficiency and value for money	Trading services, refuse removal are not generating trading surpluses, cost incurred cannot be traced to the value chain of rendering services. Support services costs are not allocated to the primary service functions	Implement value chain analysis and cost remodeling strategy	Conduct cost remodeling on all primary service delivery functions  Develop new tariff structure for refuse Develop new tariff structure for service and sundry charges	Additional revenue	Operational Costs	<p>Expenditure for refuse collection points. The process is on going for other municipal towns</p> <p>31/12/2017</p> <p>A detailed report will be done based on cost incurred for collection of refuse and cost incurred to transfer to transfer stations.</p>	Chief Financial Officer
Maintenance of Municipal Towns	Investors and Ordinary citizens discouraged to reside in NDZ	Residents leaving the area because of poor management of towns.	Keep out towns clean, safe	The relevant department should develop a plan to ensure that all towns are kept clean such as grass cutting and landscaping	Revenue protection	Operational Costs	Planning	<p>Manager Public works and Basic Services.</p> <p>Municipal Manager</p>
Local Economic Development and Tourism	Lack and Failure to Attract potential investors	Investors not aware of potential opportunities available at NDZ	Investors conference	Management to request Office Bearers to lead negotiations of attracting potential investors	Revenue growth	Planning costs	As from 01 June 2017 and onwards	<p>LED Manager</p> <p>Municipal Manager</p>



REVENUE ENHANCEMENT STRATEGY									
FUNCTION	PROBLEM STATEMENT OR CHALLENGE	EXTENT OF THE PROBLEM OR REVENUE LOSS	STRATEGIES	ACTIVITIES OR INTERVENTION	REVENUE IMPACT	BUDGET OR FINANCIAL IMPLICATION	TIMEFRAME AND PROGRESS	RESPONSIBLE	
Tariffs on refuse collection	Illegal dumping of garden and other refuse	To be determined by study	Private dumpers to be charged  Illegal dumpers to be fined	The department will conduct a study on how to enforce the bylaws for dumping illegally  Enforcement of all municipal bylaws	Refuse income to	Operational Coosts	RDZ Cleanup campaigns have been initiated in areas identified. Still continue doing as monthly led's Shula Clean up Campaign and Awareness and was undertaken on the 15 September 2019, Another Cleanup Campaign will take place in November 2020. Date not yet confirmed	Assistant PWBS Manager	
Municipal support to LED Initiatives				The municipal budget should cater for the proposed LED projects as these projects will assist to generate more revenue for the municipality			Before end of December 2020	Management	



**REVENUE ENHANCEMENT STRATEGY**

FUNCTION	PROBLEM STATEMENT OR CHALLENGE	EXTENT OF THE PROBLEM OR REVENUE LOSS	STRATEGIES	ACTIVITIES OR INTERVENTION	REVENUE IMPACT	BUDGET OR FINANCIAL IMPLICATION	TIMEFRAME AND PROGRESS TO DATE	RESPONSIBLE
Property Development	Illegal occupants on Transnet houses in Donnybrook and unavailability of land in Donnybrook area	Unable to develop Donnybrook since it privately owned. The municipality is currently negotiating with Transnet to permit the municipality to acquire 36 houses in Donnybrook. These houses have been vandalized and occupied illegally by individual citizens. The municipality could potentially generate approximately R1.2 million per annum on rental income.	Facilitate ownership of Transnet land/houses to the municipality	Follow ups with transnet Asset Division	Rental Income	Transfer Costs	30 December 2020 Awaiting response from transnet	Municipal Manger
Business Licences	Businesses operate without business licences	All businesses at (former) Ingwe operate without business licences and thus the Municipality must implement a policy for licencing businesses			Licence fees revenue will improve	Operational Costs	31 October 2018	Planning and Development Manger
Commercial/outdoor advertising	The municipality is not charging businesses when they advertising		Communicate outdoor tariffs with affected businesses				30 June 2020 The municipality is still in the	Community Services Manager

	on municipal space		Enforce outdoor advertising bylaws						Process of identifying space for outdoor advertising and engaging community about outdoor advertising by laws
--	--------------------	--	------------------------------------	--	--	--	--	--	---

REVENUE ENHANCEMENT STRATEGY									
FUNCTION	PROBLEM STATEMENT OR CHALLENGE	EXTENT OF THE PROBLEM OR REVENUE LOSS	STRATEGIES	REVENUE IMPACT	BUDGET OR FINANCIAL IMPLICATION	TIMEFRAME AND PROGRESS TO DATE	RESPONSIBLE		
Private Partnerships			The Municipality should invite property developers and investors in the jurisdiction of the Municipality to develop productive and economic projects to generate municipal revenue and increase employment.		Operational	On-going. In a process of studying municipal outdoor area not divided again with signage before we saw all the land. Currently in development there is an investor developing the town.	Planning and Development Municipal Manager		

**REPORT ON SUPPLY CHAIN MANAGEMENT FOR THE MONTH OF 30 NOVEMBER**  
**2020-NDZ MUNICIPALITY**

**AUTHOR: CHIEF FINANCE OFFICER**  
**( File Ref: Budget and Treasury Office)**

**(1<sup>st</sup> Level : Manco)**  
**(2<sup>nd</sup> Level : Finance Committee)**  
**(3<sup>rd</sup> Level : Exco)**  
**(4<sup>th</sup> Level : Council)**

**1. PURPOSE OF REPORT**

To present the Implementation of the Supply chain management policy to the Committee and Council on purchases on made by the municipality for the month ended 30 November 2020.

**2. BACK GROUND**

The Act on local Government: Municipal Finance Management Act No 56, 2003 Chapter 11, the municipal supply chain management Regulation, as published in the Government Gazette on 30 May 2005 and the Supply Chain Management Policy as adopted by Council state that a report must be submitted to committees and council, in order to create a transparent image to all processes in the Supply Chain Management Division

**3. LEGAL AND STATUTORY REQUIREMNT**

- o Constitution of Republic of South Africa, Act No 108 of 1996
- o Municipal Finance Management Act, No 56 of 2003
- o Preferential Procurement Policy Framework Act 2017 Section 71
- o Board Based Black Economic Empowerment Amended Act,2013 (Act Non.46 of 2013)
- o Supply Chain Management policy

**4. RANGE OF PROCUMENT**

- 4.1 Orders up to the transaction value of R 1 to R 2000,00
- 4.2 Three written or verbal quotation for procurement of a transaction value between R 2001 to R 10 000,00.
- 4.3 Three different written quotation for procurement between R 10 000,01 to R 30 000,00.
- 4.4 At least three formal quotation written quotes, to be scored on price & targeted goals points designed in terms of the New Preferential Procurement Point Framework Act and regulation's well as the Broad Base Black Economic Empowerment Act for procurement above R 30 000,00 to R 200 000,00.
- 4.5 Bids process for procurement above R 200 000,00

**5. STAFF IMPLICATIONS**

5.1 There is no staff implication

**6. BID COMMITTEE SITTINGS**

<b>6.1 Bid Specification Committee</b>	<b>: 3</b>
<b>6.2 Bid Evaluation Committee</b>	<b>: 1</b>
<b>6.3 Bid Adjudication Committee</b>	<b>: 2</b>

**Note:** The bid committees are expected to sit at least 4 times a month as per SCM calendar.

**7. FINANCIAL IMPLICATION / EXPENDITURE**

<b>7.1 QUOTATION ORDERS</b>	<b>: R 1 091 790,56</b>
<b>7.2 DEVIATIONS</b>	<b>: R 0, 00</b>
<b>7.3 IRREGULAR EXPENDITURE</b>	<b>: R 0, 00</b>
<b>7.4 FRUITLESS AND WASTEFUL EXPENDITURE</b>	<b>: R 0, 00</b>
<b>7.5 UNAUTHORISED EXPENDITURE</b>	<b>: R 0, 00</b>
<b>7.6 FUNERAL</b>	<b>: R 6 000,00</b>
<b>7.7 AWARDS BETWEEN R 30 000,00 – 200 000</b>	<b>: R 0, 00</b>
<b>7.8 AWARDS MORE THAN R 200 000, 00</b>	<b>: R 6 995 157,18</b>
<b>7.9 FUEL ORDERS</b>	<b>: R 11 880,00</b>
<b>7.10 Transversal Contract</b>	<b>: R 0, 00</b>

**8. ANNEXURES**

- 8.1 Annexure "A" – Quotation orders below R 200 000,00
- 8.2 Annexure "B" – Deviation and irregular expenditure
- 8.3 Annexure "C" – Funeral
- 8.4 Annexure "D" – Awards more than R 200 000, 00
- 8.5 Annexure "E" – Fuel orders
- 8.6 Annexure "F" - Fruitless and wasteful expenditure
- 8.7 Annexure "G" – Unauthorised expenditure
- 8.8 Annexure "F" – Transversal Contract

**9. RECOMMENDATIONS**

That this report to be noted by Committee

**QUOTATION ORDERS BELOW R 30 000,00**

ORDERS REPORT FOR THE PERIOD OF NOVEMBER 2020 (Annexure A)			
PETTY CASH R0.01--R2000			
ORDER NUMBER	COMPANY NAME	DESCRIPTION OF SERVICE/GOODS	AMOUNT
6013	Anvision Computers	Procurement of 15,6 Inch Laptop back pack for Mrs Z Zuma (Internal Auditor)	R1 066,00
6056	MyLucy (Pty) Ltd	Procurement of Laptop batter for Mr S Jali and 2 Wireless mouse for Miss. T Makhanya and Miss N Khubone	R1 505,35
6060	Trophy Tech SA	Procurement of 20 trophies for readothon competition that was held in Himeville Community Hall on the 13th of November 2020	R1 962,00
6071	Gugube Holdings (Pty) Ltd	Finger lunch for 20 people attending cross border operations training for stakeholders meeting to be delivered in Himeville.	R1 500,00
6129	Injabulo Yamaqamu Trading	Finger lunch for 12 people attending Annual Performance Assessment meeting to be delivered in Himeville.	R1 500,00
6074	Tunimart Travel Agency	Accommodation for Mr NF Mthalane escorting the MM to attend Court Case in Durban. Check In: 23/11/2020 Out: 24/11/2020	R1 742,20
6005	Tunimart Travel Agency	Accommodation for Miss KA Hadebe attending GBV Summit at Sanipass Hotel. Check In- 05/11/2020 Out-06/11/2020	R1 297,20
6025	Versatile Office Furniture	Procurement of office desk for skills Development Unit	R1 782,50
6073	Tunimart Travel Agency	Accommodation for Mr. NC Vezi attending Court Case in Durban. Check In-23/11/2020 Out-24/11/2020	R1 742,20
<b>Total</b>			<b>R14 097,45</b>

<b>VERBAL OR WRITTEN QUOTATIONS BETWEEN R2001--R5000 (Annexure A) FOR NOVEMBER 2020</b>			
<b>Order Numbers</b>	<b>COMPANY NAME</b>	<b>DESCRIPTION OF SERVICES RENDERED</b>	<b>AMOUNT</b>
6010	Canyon Office	Procurement of Microsoft Office for Mrs. L Makhanya (Community Programmes Officer)	R4 783,71
6058	Nashua	Procurement of Microsoft Office for Mr S Jali's Laptop (Budget Clerk)	R4 887,50
6061	Ngwekazi Catering and Take away	Lunch for 50 people attending GBV awareness meeting at Gqumeni Hall on the 7th/11/2020	R 3 500,00
6125	Zanone Trading & Projects	Finger lunch for 70 people attending readathon competition that was held in Himeville Community Hall on the 13th of November 2020	R 4 548,76
6020	Canyon Office	Procurement of 2 Trolley Bucket Mops-33L for Cleaners	R2 185,00
<b>Total</b>			<b>R19 904,97</b>

FORMAL WRITTEN QUOTATIONS BETWEEN R5001--R200 000 (Annexure A) FOR NOVEMBER 2020			
Order Numbers	Company Name	DESCRIPTION OF SERVICE RENDERED	Amount
6117	ESRI South Africa	Training on ArcGIS Pro Basic for Mr P Sosibo	R 13 340,00
6008	Isibindi Stationers	Procurement of A4 White papers-70 Boxes	R 17 066,00
6009	Uniyk IT (Pty) Ltd	Procurement of new Laptop for Community Safety Manager (Mr. W Dlamini)	R 26 450,00
6057	Nashua	Procurement of Laptop; Microsoft; Laptop bag and External Hard drive for Miss NW Dlamini - SCM Intern (Contract Management )	R 27 036,50
6054	Londani Amanqolo Suppliers	Procurement of car wash equipment: -10x Tire polish; -10x25L Cash wash foam; -20 Micro fibre cloths; -30 Car wash mitt micro fibre; -10 Viiran Blue Hard Scrub Brush 30mm; -10x25L Buckets; -20 Shield sheen; -10 Broom soft; -20 Absorber shamois cloth	R 25 136,00
6127	Mbusiba Trading	Procurement of groceries for senior citizens- 7 Parcels	R 9 877,00
6059	Nashua	Procurement of Laptop; Microsoft Office and Laptop bag for Mr N Khathi (Public Partifipation)	R 25 724,35
6064	Ikhenani Lethu (Pty) Ltd	Catering for 110 people attending OSS workshop that was held in Bulwer on the 12/11/2020 (Breakfast and Lunch)	R 14 960,00
6004	Magubane Plant & Contractors	Plant hire- Excavator for 5 days for the maintainance of Bulwer Waste Disposal Site	R 40 250,00
6007	Anvision Computers	Procurement of Laptop; Back pack and Microsoft Office for Miss.X Khumalo assisting in the HRD unit	R 25 923,00
6130	Power Products	Procurement of Nylon-10Boxes for brush cutters	R 25 001,00
6063	Umkhathi Constructions & Projects	Procurement of 04x25L F10 Disinfectant Sanitizer for fire fighting truck	R 28 980,00
6133	Lakhani Trading	Procurement of disaster relief materials: -30x Plastic sheets; -30 Blankets; -30 Matress	R 29 850,00
6372	Enviroserv Waste Management	Plant hire for the collection Waste from Himeville Transfer Station and to be at registered Landfill site.	R 361 074,09
6022	Turnimart Travel Agency	Accommodation for Miss Z Mlata attending Municipal Finance Management Programme in Durban. Check In: 22/11/2020 Out: 26/11/2020	R 6 968,80
6015	Turnimart Travel Agency	Accommodation for 90 people attending a youth summit in Sanipass Hotel in Underberg. Check In: 17/11/2020 Out: 18/11/2020	R 107 488,00
6014	Turnimart Travel Agency	Hire conference venue for youth summit to be held in Sanipass Hotel Underberg for 2 days. 17/11/2020- 18/11/2020	R 110 400,00
6066	Turnimart Travel Agency	Hire of conference venue for the risk workshop to be facilitated by Provincial Treasury for 5 days. 23/11/2020 to 27/11/2020	R 54 120,00
6067	Turnimart Travel Agency	Accommodation for Mr P Sosibo attending ArGIS Basic Training in Durban. Check In: 15/11/2020 Out: 20/11/2020	R 8 711,00
6011	Turnimart Travel Agency	Accommodation for Deputy Mayor- Mr PP Shange attending GBV summit at Sanipass Hotel in Underberg. Check In: 05/11/2020 Out: 06/11/2020	R 1 297,20
6131	Turnimart Travel Agency	Accommodation for Miss T Mathia attending Municipal Finance Management Programme in Durban. Check In: 22/11/2020 Out: 26/11/2020	R 6 348,80
6135	Turnimart Travel Agency	Accommodation for Miss J Radebe attending Municipal Finance Management Programme in Durban. Check In: 22/11/2020 Out: 26/11/2020	R 6 348,80
6070	Turnimart Travel Agency	Accommodation for Mrs N Vakalisa attending Municipal Finance Management Programme in Durban. Check In: 22/11/2020 Out: 26/11/2020	R 6 968,80
6136	Turnimart Travel Agency	Accommodation for Miss Z Mlata attending Municipal Finance Management Programme in Durban. Check In: 22/11/2020 Out: 26/11/2020	R 6 968,80
6369	Vision Africa Training Institute	Provision of a suitable service provider to facilitate/ administer and also compile a document with resolution from the Youth summit that was held in Sanipass Hotel for 2 days.	R 30 000,00
6017	Bulwer & Donnybrook Taxi association	Hire of 3 taxis to Transport delegates from 11 ward to attend Youth summit in Sanipass Hotel in Underberg	R 31 500,00
6016	Underberg & Himeville Taxi Association	Hire of 4 taxis to Transport delegates from 11 ward to attend Youth summit in Sanipass Hotel in Underberg	R 10 000,00
			<b>R1 057 788,14</b>



**DEVIATION**  
**IIRREGULAR EXPENDITURE**  
**FRUITLESS AND WASTEFULL EXPENDITURE**  
**UNAUTHORISED EXPENDITURE**

## DEVIATIONS FOR THE PERIOD OF NOVEMBER 2020 (Annexure A)

DATE	COMPANY NAME	AMOUNT	DESCRIPTION OF SERVICE	REASON FOR DEVIATION
		<u>R 0,00</u>		

## IRREGULAR EXPENDITURE FOR THE MONTH OF NOVEMBER 2020 ( Annexure B)

DATE	COMPANY NAME	AMOUNT	DESCRIPTION OF SERVICE	REASON FOR DEVIATION
		<u>R 0,00</u>		

## FRUITLESS AND WASTEFUL EXPENDITURE FOR THE MONTH OF NOVEMBER 2020 ( Annexure F)

DATE	COMPANY NAME	AMOUNT	DESCRIPTION OF SERVICE	REASON FOR DEVIATION
		<u>R 0,00</u>		

## UNAUTHORISED EXPENDITURE FOR THE MONTH OF NOVEMBER 2020 ( Annexure G)

DATE	COMPANY NAME	AMOUNT	DESCRIPTION OF SERVICE	REASON FOR DEVIATION
		<u>R 0,00</u>		

## MINOR BREACHES

ORDER NO	COMPANY NAME	AMOUNT	DESCRIPTION OF SERVICE	REASON
3382	Capmed Health	R 30 000,00	Request for a qualified medical practitioner to test 25 x municipal employees for COVID 19	The Dr is an indepent practitioner, She has scheduled consultating hours with department of Health
3407	Capmed Health	R 118 000,00	Health Practitioner to screen workers for the symptoms of COVID 19 as required by regulation 10 (8) issued by COGTA MEC in line with Disaster Management Act 2002	The Dr is an indepent practitioner, She has scheduled consultating hours with department of Health

0000125

## FUEL ORDERS

<b>PETROL ORDERS FOR PERIOD OF NOVEMBER 2020</b>			
<b>ORDER NUMBERS</b>	<b>COMPANY NAME</b>	<b>DESCRIPTION OF SERVICES RENDERED</b>	<b>AMOUNT</b>
6037	Creighton Service Station	Procurement of petrol for Fire fighting pumps for Protection services Unit	R1 980,00
6036	Creighton Service Station	Procurement of petrol for Brush cutters for Bulwer Centre	R1 980,00
6035	Creighton Service Station	Procurement of petrol for Brush cutters for Underberg Centre	R1 980,00
6032	Creighton Service Station	Procurement of petrol for Brush cutters for Creighton Centre	R1 980,00
6034	Creighton Service Station	Procurement of petrol for Brush cutters for Himeville Centre	R1 980,00
6033	Creighton Service Station	Procurement of petrol for Brush cutters for Donnybrook Centre	R1 980,00
			<b>R11 880,00</b>

0000127

## FUNERAL SUPPORT

BURIAL ASSISTANCE ORDERS THE PERIOD OF NOVEMBER 2020

Order Numbers	Family	Ward 1	Ward 2	Ward 3	Ward 4	Ward 5	Ward 6	Ward 7	Ward 8	Ward 9	Ward 10	Ward 11	Ward 12	Ward 13	Ward 14	Ward 15	Total
6132	Mindali Family				R 1 500.00												
6128	Vezi Family									R 1 500.00							
6123	Mkhwazaj Family	1500															
6122	Puleni Family																
6140	Zondi Family																
6024	Njicobo Family										R 1 500.00						
6026	Hlabvu Family													R 1 500.00			
6023	Mkhize Family											R 1 500.00					
Current		R 1 500.00	R 0.00	R -	R 1 500.00	R -	R -	R -	R -	R 1 500.00	R -	R 1 500.00	R -	R -	R -	R -	R 6 000.00

Year To Date	R	R	R	R	R	R	R	R	R	R	R	R	R	R	R	R	R
	R 1 500.00	R -	R -	R 1 500.00	R -	R -	R -	R -	R -	R 1 500.00	R -	R 1 500.00	R -	R -	R -	R -	R 6 000.00

**QUOTATION BETWEEN  
R 30 000,01 - R 200 000,00**

0000130

9.1 BIDS BELOW R 200 000,00 AWARDED IN THE PERIOD OF NOVEMBER 2020			
COMPANY NAME	SERVICES RENDERED	AMOUNT	PROCUREMENT PLAN
<b>TOTAL</b>		<b>R 0,00</b>	



**BIDS AWARDED MORE THAN R 200 000,01**

## 9.1 BIDS ABOVE R 200 000,00 AWARDED IN THE PERIOD OF NOVEMBER 2020

COMPANY NAME	SERVICES RENDERED	AMOUNT	PROCUREMENT PLAN
Splenda Electrical JV Ps Nkonyeni Electrical & Instrumentation Engineering	Design and implementation of Electrification Projects PWBS-B003/20/21 (Turnkey Project)	R 2 299 953,59	Yes
Splenda Electrical JV Ps Nkonyeni Electrical & Instrumentation Engineering	Design and implementation of Electrification Projects PWBS-B002/20/21 (Turnkey Project)	R 2 299 953,59	Yes
Igoda Projects (Pty) Ltd	Design and implementation of Electrification Projects PWBS-B001/20/21 (Turnkey Project)	R 2 395 250,00	Yes
<b>TOTAL</b>		<b>R 6 995 157,18</b>	

**% STATISTICS BEE ANALISYS REPORT**  
**(Location, youth and woman)**

**% STATISTICS REPORT ON SCM ORDERS**  
**SUMMARY OF ORDERS FOR THE PERIOD OF NOVEMBER 2020 (see Annexure A)**

DESCRIPTION	RANGE	Expenditure Per Location					DISTRICT	KZN	SA
		AMOUNT	NDZ						
Verbal Quotations	R0.01-R2000	R 14 097,45	R 4 297,20	R -	R 9 800,25	R -	R 9 800,25	R -	
Verbal or Written Quotations	R2001-R5000	R 19 904,97	R 8 048,76	R -	R 11 856,21	R -	R 11 856,21	R -	
Formal Written Quotations	R 5001-R 30000	R 1 057 788,14	R 340 508,20	R 83 100,00	R 259 765,85	R 83 100,00	R 259 765,85	R 374 414,09	
<b>TOTAL GENERAL ORDERS</b>		<b>R 1 091 790,56</b>	<b>R 352 854,16</b>	<b>R 83 100,00</b>	<b>R 281 422,31</b>	<b>R 83 100,00</b>	<b>R 281 422,31</b>	<b>R 374 414,09</b>	
Tenders	Above R200 001	R 6 995 157,18	R -	R -	R 6 995 157,18	R -	R 6 995 157,18	R -	
Quotations	R 30001-R 200000	R 214 160,00	R 94 160,00	R -	R 120 000,00	R -	R 120 000,00	R -	
Petrol Orders		R 11 880,00	R 11 880,00	R -	R -	R -	R -	R -	
Funeral Assistance Orders		R 6 000,00	R 6 000,00	R -	R -	R -	R -	R -	
Deviations		R -	R -	R -	R -	R -	R -	R -	
Irregular Expenditure		R -	R -	R -	R -	R -	R -	R -	
Fruitless and wasteful expenditure		R -	R -	R -	R -	R -	R -	R -	
Unauthorised expenditure		R -	R -	R -	R -	R -	R -	R -	
Transversal Contract		R -	R -	R -	R -	R -	R -	R -	
<b>TOTAL ORDERS</b>		<b>R 8 318 987,74</b>	<b>R 464 894,16</b>	<b>R 83 100,00</b>	<b>R 7 396 579,49</b>	<b>R 83 100,00</b>	<b>R 7 396 579,49</b>	<b>R 374 414,09</b>	

	% Spent Per Location
NDZ	6%
DISTRICT	1%
KZN	89%
SA	5%

**TOTAL EXPENDITURE**

**Gender % Ownership**

	%Woman	%Youth ownership	%Disabled	These rates are based on Total expenditure per Location
NDZ	17%	36%	0%	These rates are based on Total expenditure per Location
DISTRICT	100%	0%	0%	
KZN	10%	0%	0%	
SA	33%	0%	0%	

# TRANSVERSAL CONTRACT

0000136

TRANSVERSAL ORDERS (Annexure A) FOR NOVEMBER 2020			
Order Numbers	Company Name	SERVICE	Amount
			R0,00



**PROCUREMENT PLAN IMPLEMENTATION REPORT/ BIDS AND QUOTATION PROGRESS  
REPORT FOR NOVEMBER 2020**

0000137

DR NKOSAZANA DLAMINI ZUMA MUNICIPALITY		SUPPLY CHAIN MANAGEMENT		PROCUREMENT PLAN IMPLEMENTATION REPORT/ BIDS AND QUOTATION PROGRESS REPORT FOR NOVEMBER 2020			
Description	Bid No	Closing Date	Targate date	Status	Comment		
Renovation of Himeville Office	PWBS-Q005/20/21	31/07/2020	October	Re-advert	There were delays on committees due to covid 19		
Supply, Delivery and Installation of Water Tanks	PWBS-Q009/20/21	31/07/2020	October	Evaluation	There were delays on committees due to covid 19		
Supply and Installation of Bulwer Cemetery fencing	PWBS-Q001/20/21	31/07/2020	October	Re-advert	There were delays on committees due to covid 19		
Renovation of Himeville Transfer station	PWBS-Q012/20/21	31/07/2020	October	Re-advert	There were delays on committees due to covid 19		
Supply and Delivery of Fire Fighters Uniform	COMM-Q007/20/21	31/07/2020	October	Evaluation	There were delays on committees due to covid 19		
Renovation of Old Main Building	PWBS-Q008/20/21	31/07/2020	October	Re-advert	There were delays on committees due to covid 19		
Renovation of Creighton Pound	PWBS-Q011/20/21	31/07/2020	October	Re-advert	There were delays on committees due to covid 19		
Renovation of Creighton Flats	PWBS-Q010/20/21	31/07/2020	October	Re-advert	There were delays on committees due to covid 19		
Renovation of Himeville Pound Fencing	PWBS-Q006/20/21	31/07/2020	October	Re-advert	There were delays on committees due to covid 19		
Renovation of LOT 3	PWBS-Q002/20/21	31/07/2020	October	Re-advert	There were delays on committees due to covid 19		
Renovation of LOT 68	PWBS-Q003/20/21	31/07/2020	October	Re-advert	There were delays on committees due to covid 19		
Maintenance of LOT 95	PWBS-Q004/20/21	31/07/2020	October	Re-advert	There were delays on committees due to covid 19		



Provision of Internal Audit services	BTO-Q014/20/21	11/09/2020	October	Re-advert	There were delays on committees due to covid 19
Supply and Delivery of a 6M Container	PWBS-Q015/20/21	31/08/2020	October	Awarded	There were delays on committees due to covid 19
Supply and Delivery of Fie Beaters and Knapsack Tanks	COMM-Q016/20/21	31/08/2020	October	Cancelled	There were delays on committees due to covid 19
Supply and Delivery of Car Wash Material	COMM-Q018/20/21	27/08/2020	October	Awarded	There were delays on committees due to covid 19
CREIGHTON ROAD ASPHALT SURFACING PHASE 6	PWBS-B004/20/21	28/09/2020	October	Adjudication	There were delays on committees due to covid 19
DONNYBROOK ROAD ASPHALT SURFACING PHASE 3	PWBS-B005/20/21	28/09/2020	October	Adjudication	There were delays on committees due to covid 19
BULWER ROAD ASPHALT SURFACING PHASE 7	PWBS-B006/20/21	28/09/2020	October	Adjudication	There were delays on committees due to covid 19
UNDERBERG ROAD ASPHALT SURFACING PHASE 3	PWBS-B004/20/21	28/09/2020	October	Adjudication	There were delays on committees due to covid 19
HIMEVILLE ROAD ASPHALT SURFACING PHASE 2	PWBS-B005/20/21	28/09/2020	October	Adjudication	There were delays on committees due to covid 19
RENOVATION OF HIMEVILLE OFFICE	PWBS-Q005/20/21	30/09/2020	October	Re-advert	There were delays on committees due to covid 19
RENOVATION / MAINTENANCE OF NEITHERBY COMMUNITY HALL	PWBS-B018/20/21	30/09/2020	November	Evaluation	Awaiting for evaluation committee
RENOVATION /MAINTENANCE OF BAZINI HALL	PWBS-B019/20/21	30/09/2020	November	Evaluation	Awaiting for evaluation committee
RENOVATION/MAINTENANCE OF BETHLEM	PWBS - B020/20/21	30/09/2020	November	Evaluation	Awaiting for evaluation committee
RENOVATION/MAINTENANCE OF MAGQUBENI HALL	COMM-B021/20/21	30/09/2020	November	Evaluation	Awaiting for evaluation committee

RENOVATION/MAINTENANCE OF MNYAMENI HALL	PWBS-B022/20/21	30/09/2020	November	Evaluation	Awaiting for evaluation committee
RENOVATION/MAINTENANCE HIMEVILLE FENCING	PWBS-B023/20/21	30/09/2020	November	Evaluation	Awaiting for evaluation committee
RENOVATION/MAINTENANCE OF MQATSHENI HALL	COMM-B024/20/21	30/09/2020	November	Evaluation	Awaiting for evaluation committee
PANEL OF 6 SERVICE PROVIDERS FOR MAINTENANCE AND INSTALLATION OF AIRCONDITIONER FOR 3 YEARS	PWBS-B010/20/21	12/9/2016	November	Evaluation	Awaiting for evaluation committee
PANEL OF 6 SERVICE PROVIDERS FOR MAINTENANCE AND INSTALLATION OF ELECTRICAL WORKS FOR 3 YEARS	PWBS-B011/20/21	12/9/2016	November	Evaluation	Awaiting for evaluation committee
PANEL OF 6 SERVICE PROVIDER FOR REPAIRS AND MAINTENANCE FOR A PERIOD OF 3 YEARS	PWBS-B012/20/21	12/9/2016	November	Evaluation	Awaiting for evaluation committee
PANEL OF 10 SERVICE PROVIDER FOR FUNERAL PARLOUR FOR A PERIOD OF 3 YEARS	MM-B013/20/21	12/9/2016	November	Re-advert	will be readvertised due to no suppliers quoted
PANEL OF 6 SERVICE PROVIDER FOR (TRAFFIC, FIRE FIGHTERS AND DISASTER UNIFORM) FOR A PERIOD OF 3YEARS	COMM-B014/20/21	12/9/2016	November	Evaluation	Awaiting for evaluation committee
PANEL OF 6 ENVIRONMENTAL CONSULTANTS TO DEVELOP ENVIRONMENTAL STUDIES FOR DR NKOSAZANA DLAMINI ZUMA LOCAL MUNICIPALITY FOR A PERIOD OF 3 YEARS	PWBS-B015/20/21	12/9/2016	November	Evaluation	Awaiting for evaluation committee
PANEL OF 6 SERVICE PROVIDER FOR TOWING SERVICES FOR A PERIOD OF 3 YEARS	COMM-B016/20/21	12/9/2016	November	Evaluation	Awaiting for evaluation committee
SERVICE PROVIDER FOR PROVISION OF ACTUARIAL VALUATION OF LONG SERVICE AWARDS LIABILITY ,BULWER AND CREIGHTON LANDFILL SITES AND CLOSURE FOR A PERIOD OF 3 YEARS	BTO-B017/20/21	12/9/2016	November	Evaluation	Awaiting for evaluation committee
SUPPLY AND DELIVERY OF CONCRETE PIPES	PWBS-Q020/20/21	30/09/2020	December	Evaluation	Awaiting for evaluation committee
SUPPLY AND DELIVERY OF SKIP TRUCK	PWBS-B025/20/21	11/10/2016	December	Evaluation	Awaiting for evaluation committee
RENOVATION/MAINTENANCE OF JUNCTION COMMUNITY HALL	PWBS-B026/20/21	28/10/2020	December	Evaluation	Awaiting for evaluation committee

RENOVATION /MAINTENANCE OF MASAMINI COMMUNITY HALL	PWBS-B027/20/21	28/10/2020	December	Evaluation	Awaiting for evaluation committee
PROPOSAL OF GADGET CONTRACT FOR 2 YEARS	CORP-B028/20/21	11/10/2016	December	Evaluation	Awaiting for evaluation committee
SUPPLY AND DELIVERY OF 10 WASTE SKIP BINS	PWBS-B029/20/21	11/10/2016	December	Evaluation	Awaiting for evaluation committee
HOSTING OF EMAILS FOR A PERIOD OF 3 YEARS	CORP-B030/20/21	11/10/2016	December	Evaluation	Awaiting for evaluation committee
CREIGHTON LIBRARY PHASE 2	PWBS-B031/20/21	11/10/2016	December	Evaluation	Awaiting for evaluation committee
PANEL OF 6 TOWN PLANNING CONSULTANTS TO PROVIDE TOWN PLANNING FOR NDZ LOCAL MUNICIPALITY	PD-B032/20/21	24/11/2020	December	Evaluation	Awaiting for evaluation committee
UPGRADE OF UNDERBERG TOWN PHASE 1 USING TURNKEY STRATEGY	PWBS-B033/20/21	23/11/2020	December	Evaluation	Awaiting for evaluation committee
UPGRADE OF BULWER TOWN PHASE 1 USING TURNKEY STRATEGY	PWBS-B034/20/21	23/11/2020	December	Evaluation	Awaiting for evaluation committee
UPGRADE OF CREIGHTON TOWN PHASE 1 USING TURNKEY	PWBS- B035/20/21	23/11/2020	December	Evaluation	Awaiting for evaluation committee
SUPPLY AND INSTALLATION OF ANTIVIRUS VOLUME	PWBS-Q027/20/21	12/10/2020	Awarded	Awarded	
SUPPLY AND INSTALLATION OF CAMERAS	PWBS-Q028/20/21	12/10/2020	November	Evaluation	Awaiting for evaluation
SERVICE PROVIDER TO CONDUCT PUBLIC PARTICIPATION TRAINING	CORP-Q025/20/21	7/11/2016	January	Awaiting for opening	awaitin for opening
RENOVATION/MAINTENANCE OF CREIGHTON COMMUNITY HALL	PWBS-B038/20/21	21/12/2020	February	Awaiting to be advertised	Awaiting for opening
SUPPLY AND DELIVERY OF FIRE FIGHTING EQUIPMENT	COMM-Q019/20/21	7/11/2016	February	Re-advert	Awaiting for evaluation committee
SERVICE PROVIDER TO CONDUCT DRIVER PUMP OPERATOR TRAINING FOR 4 FIRE FIGHTERS	CORP-Q013/20/21	7/11/2016	February	Evaluation	Awaiting for evaluation committee
SUPPLY,DELIVERY AND INSTALLATION OF LIGHTNING CONDUCTORS	COMM-Q029/20/21	7/11/2016	February	Evaluation	Awaiting for evaluation committee
SERVICE PROVIDER TO CONDUCT TRAINING FOR 30 FASHION DESIGNERS IN SEWING	COMM-Q030/20/21	9/11/2016	February	Open	Awaiting for opening

CONTRACT MANAGEMENT REPORT SOFT CONTRACT

POWERVISION EVALUATION PROPERTY INTELLIGENCE AYANDA MBANGA COMMUNICATIONS	PROJECT/SERVICE GENERAL EVALUATION ROLL PROVISION OF ADVERTISING SERVICES	DEPARTMENT BUDGET AND TREASURY OFFICE CORPORATE SERVICES	CONTRACT VALUE R 2 825 225.65 BASED ON APPROVED RATE	PAYMENTS R 1 833 334.25 R 1 700 182.67	START DATE 01/07/2017 01/03/2018	END DATE 30/06/2022 28/02/2021	COMMENTS ACTIVE ACTIVE	SERVICE PROVIDER PERFORMANCE GOOD GOOD
KONICA MINOLTA AFRICA	SUPPLY AND DELIVERY OF PRINTERS AND PHOTOCOPYING MACHINES	CORPORATE SERVICES	R 1 378 141,67	R 1 110 169,59	11/06/2018	10/06/2021	DUE TO THE UNSATISFACTORY PERFORMANCE OF THE PRINTING MACHINES AND THE DELAYED RESPONSE TIMEFRAME THIS SERVICE PROVIDER HAS BEEN RATED FAIR.	POOR
ENVIROSERVE	REFUSE REMOVAL	PUBLIC WORKS AND BASIC SERVICES	BASED ON APPROVED RATE	R 377 068,26	01/06/2020	31/06/2023	ACTIVE	GOOD
INDWE RISK SERVICES	INSURANCE	OFFICE OF THE IMM	BASED ON APPROVED RATE	R 211 219,56	08/08/2016	07/08/2021	ACTIVE	FAIR
NASHUA	TELEPHONE	CORPORATE SERVICES	R 1 017 405,00	R 979 576,81	1/08/2018	30/09/2021	DUE TO THE DELAYED RESPONSE TIMEFRAME TO QUERIES LOGGED THE SERVICE PROVIDER HAS BEEN RATED FAIR.	FAIR
POWERVISION	ICT SERVICES	CORPORATE SERVICES	R 3 434 233,00	R 3 462 090,00	1/08/2018	31/3/2021	CONTRACT EXTENDED OF A MONTH TO MONTH BASIS	GOOD
SINGELA TRADING	PROTECTIVE CLOTHING	PUBLIC WORKS AND BASIC SERVICES	BASED ON APPROVED RATE	R 962 028,78	20/06/2019	19/06/2021	ACTIVE	GOOD
INKAMVA CONSULTING AGENCY	DEVELOPMENT OF ENVIRONMENTAL MANAGEMENT PLAN	PLANNING AND DEVELOPMENT	R 482 310,00	R 313 501,50	04/09/2019	4/12/2020	ACTIVE	GOOD
GREENDOOOR LANDSCOPE	PROVISION OF HORTICULTURAL SERVICES	PUBLIC WORKS AND BASIC SERVICES	BASED ON APPROVED RATE	R 439 875,00	05/12/2019	05/12/2022	ACTIVE	GOOD
INKAMVA CONSULTING AGENCY	TRAVEL AGENT	CORPORATE SERVICES	BASED ON APPROVED RATE	R 943 818,40	01/02/2020	31/01/2023	ACTIVE	GOOD
MATHUTHA TRADING	SUPPLY AND DELIVERY OF CLEANING MATERIAL	CORPORATE SERVICES	BASED ON APPROVED RATE	R 155 950	16/03/2020	15/03/2023	ACTIVE	GOOD
SMART SECURE	PROVISION OF SECURITY SERVICES	CORPORATE SERVICES	BASED ON APPROVED RATE	R 7 150 517,79	01/02/2020	31/003/2023	ACTIVE	GOOD

0000144

POWERVISION	PROJECT/SERVICE	DEPARTMENT	CONTRACT VALUE	PAYMENTS	START DATE	END DATE	COMMENTS	SERVICE PROVIDER PERFORMANCE
WELCONY INVESTMENTS	SUPPLY AND DELIVERY OF REFUSE BAGS	PUBLIC WORKS AND BASIC SERVICES	BASED ON APPROVED RATE	R 181 627.50	17/03/2020	18/03/2023	ACTIVE	GOOD
MC NTSHALINTSHALI	PANEL OF ATTORNEYS	BUDGET AND TREASURY OFFICE	BASED ON APPROVED RATE	R 213 360.77	01/10/2019	30/09/2020	ACTIVE	GOOD
MATHEW FRANCIS	PANEL OF ATTORNEYS	BUDGET AND TREASURY OFFICE	BASED ON APPROVED RATE	R 163 830.81	01/10/2019	30/09/2020	ACTIVE	GOOD
TURNIMART	TRAVEL AGENT	CORPORATE SERVICES	BASED ON APPROVED RATE	R 133 820.86	1/02/2020	31/1/2023	ACTIVE	GOOD

Prepared by: N Dlamini

Signature: 

Date: 07/12/2020

Reviewed by: N Holiwe

Signature: 

Date: 07/12/2020

REPORT ON FLEET MANAGEMENT FOR MONTH ENDING NOVEMBER 2020

AUTHOR: Chief financial officer

(File Ref :) Finance Department

1<sup>st</sup> Level Manco

2<sup>nd</sup> level: FINANCE

3<sup>rd</sup> level: EXCO

4<sup>th</sup> level: COUNCIL

1. PURPOSE

To inform the Committees and Council about fleet management of the municipality

2. LEGAL/STATUTORY REQUIREMENTS

Municipal Systems Act 32 of 2000, Municipal Fleet Management Policy & MFMA

3. BACKGROUND AND REASONING

- Fuel consumption constant

4. FINANCIAL IMPLICATIONS:

Refer to annexures

5. Annexure

- A. Tyres information
- B. Excessive repairs information
- C. Cost analysis

6. RISKS

- Vehicle abuse, Accidents, Car theft

7. MANAGEMENT OF RISKS

- Trip Authorization forms
- Insurance
- Management Reports
- Trackers Reports

8. RECOMMENDATIONS

- That Council and Committees to note this report

## ANNEXURE A

## TYRES INFORMATION

REGISTRATION NUMBER	VEHICLE MAKE	DESCRIPTION	TOTAL AMOUNT
NIP 1659	TLB	NEW ONE FRONT TYRE	R2 111.90
NUD 4824	ISUZU SINGLE CAB	NEW ONE TYRE	R1 853.48
NIP 1367	D/C ISUZU	NEW TWO TYRES	R5 834.05
NIP 2186	S/C ISUZU	NEW FOUR TYRES	R9 824.60
NIP 1398	CHEV CRUZE	NEW TWO TYRES	R2 437.50
NIP 2337	COROLLA	NEW TWO TYRES	R2 472.00
NIP 2338	COROLLA	NEW ONE TYRE	R1 031.80
NIP 2339	AVANZA	NEW TWO TYRES	R2 060.79
NIP 2344	D/C NISSAN	NEW TWO TYRES	R4 684.60

**TOTAL: R28 038.74**

## ANNEXURE B

## REPAIRS INFORMATION

REGISTRATION NUMBER	VEHICLE MAKE	DESCRIPTION	TOTAL AMOUNT
NIP 1721	SDLG GRADER	GEARBOX REPAIR	R60 812.85
NIP 2403	UD TRUCK ANIMAL TRUCK	GEARBOX REPAIR	R100 552.99
NIP 2657	ISUZU FIRE TRUCK	MAJOR SERVICE AND CLUTCH REPAIR	R11 356.38
NIP 1704	AVANZA		R13 695.64

**TOTAL: R174 864.87**

ANNEXURE C  
COST ANALYSIS

VEHICLES	MAKE & MODEL	DISTANCE/ KM	FUEL COSTS	FUEL IN LITRES	REPAIRS	SERVICE	TYRES	TOLLGATES	OIL	FEES
<b>PLANNING AND DEVELOPMENT SERVICES</b>										
NIP 1362	S/C ISUZU	2666	3,591.62	261.53	-	-	-	-	-	151.74
NIP 2342	D/C NISSAN	3874	5,696.52	419.78	1,443.26	-	434.99	-	-	174.76

**PUBLIC WORKS AND BASIC SERVICES**

NIP 1370	S/C ISUZU	1716	2,377.98	174.40	-	-	-	-	-	147.07
NIP 1611	TRACTOR	-	-	-	-	-	-	-	-	133.26
NIP 1659	TLB	169HRS	3,769.64	282.42	-	-	2,111.90	-	-	161.07
NIP 2015	S/C ISUZU	1730	1,842.16	135.44	-	-	-	-	-	142.51
NIP 2016	S/C ISUZU	1389	1,690.00	122.79	-	-	-	-	-	142.48
NIP 2017	D/C ISUZU	2198	2,917.11	213.46	8,720.45	2,469.41	-	-	-	157.98
NIP 606	TRACTOR	-	-	-	-	-	-	-	-	133.26
NIP 665	S/C TOYOTA	1779	1,982.71	145.95	-	3,057.10	-	-	-	147.52
NIP 698	S/C ISUZU	2226	2,818.35	206.46	-	-	-	-	-	160.55
NIP 841	D/C ISUZU	1568	2,168.20	159.36	-	-	57.00	-	42.00	155.99
NIP 521	HINO TRUCK	1202	4,026.49	305.49	-	-	230.00	-	-	156.33
NIP 1354	S/C TOYOTA	1653	2,093.67	153.49	-	-	-	-	-	147.02
NUD 4824	S/C ISUZU	2703	3,040.15	232.55	-	-	1,853.48	-	20.00	165.38
NUD 4825	S/C ISUZU	2203	1,859.00	140.39	-	-	-	-	685.97	156.04
NIP 1802	TRACTOR	-	-	-	-	-	-	-	-	133.26
NIP 1703	REFUSE TRUCK	104HRS	7,100.72	513.46	-	-	-	-	-	152.33
NIP 1721	SDLG GRADER	-	-	-	60,812.85	8,743.94	-	-	-	158.37
NIP 1809	REFUSE TRUCK	108HRS	13,881.41	1019.69	-	-	-	-	-	153.48
NIP 2398	UD TRUCK TIPPER	-	-	-	-	-	-	-	-	133.26
NIP 2399	UD TRUCK TIPPER	-	-	-	-	-	-	-	-	133.26
NIP 2400	UD TRUCK WATER TANK	-	-	-	-	-	-	-	-	133.26
NIP 2402	UD TRUCK LOWBED	-	-	-	-	-	-	-	-	133.26



VEHICLES	MAKE & MODEL	DISTANCE/ KM	FUEL COSTS	FUEL IN LITRES	REPAIRS	SERVICE	TYRES	TOLLGATES	OIL	FEES
<b>COMMUNITY SERVICES DEPARTMENT</b>										
NIP 1367	D/C ISUZU	5770	7,237.81	529.69	-	-	5,834.05	-	-	180.16
NIP 1880	S/C TOYOTA	5371	6,124.60	444.81	5,961.25	1,794.87	136.08	-	-	189.26
NIP 1903	S/C ISUZU	2381	3,869.66	282.74	-	-	-	-	-	160.73
NIP 2186	S/C ISUZU	5343	7,336.40	356.23	-	-	9,824.60	-	-	180.85
NIP 1605	D/C TOYOTA	3401	4,502.49	330.56	-	-	-	-	-	156.37
NIP 1042	D/C ISUZU									133.26
NIP 1398	CHEV CRUZE	3771	5,358.77	377.87	-	1,711.20	2,437.50	-	-	179.56
NUD 4848	S/CAB ISUZU	2051	2,991.85	216.53	-	-	-	-	-	169.52
NIP 2337	COROLLA	6830	8,304.56	586.66	7,928.40	1,663.77	2,472.00	174.00	-	266.35
NIP 2338	COROLLA	4842	7,012.86	492.72	-	-	1,031.80	-	-	192.72
NIP 2339	TOYOTA AVANZA	3492	3,996.92	283.04	-	-	2,060.79	-	-	174.51
NIP 2341	D/C NISSAN	2820	3,450.93	256.52	-	8,470.40	-	-	-	157.62
NIP 2343	S/C NISSAN	7626	9,247.60	680.17	3,658.42	3,441.35	-	-	768.06	207.66
NIP 2344	D/C NISSAN	4103	5,411.75	399.62	6,026.48	6,491.26	4,684.60	37.50	70.00	199.66
NIP 2403	UD TRUCK ANIMAL TRUCK	969	3,752.55	271.73	100,552.99	11,036.90	-	23.00	-	192.90
NIP 2657	ISUZU FIRE TRUCK	-	-	-	11,356.38	-	-	-	-	139.64
NIP 362	S/C FORD	233	616.78	44.20	-	-	-	-	-	137.83
NUD3544	TOYOTA LANDCRUISER	4261	8,870.55	641.26	-	-	-	-	-	174.98
NUD 3552	S/C ISUZU	4202	5,503.57	402.00	-	3,634.71	-	12.50	-	170.56
NUD 3533	S/C ISUZU	5718	8,958.71	648.89	-	-	-	-	-	192.88

**CORPORATE SERVICES DEPARTMENT**

NIP 2137	CHEV CRUZE	3510	4,518.79	317.92	1,711.20	-	-	-	-	187.46
NIP 1869	S/C ISUZU	688	976.68	71.81	3,598.48	-	-	-	-	155.89
NIP 2345	D/C NISSAN	6224	8,949.47	653.60	1,617.94	11,597.94	-	-	-	204.04

VEHICLES	MAKE & MODEL	DISTANCE/ KM	FUEL COSTS	FUEL IN LITRES	REPAIRS	SERVICE	TYRES	TOLLGATES	OIL	FEES
<b>EXECUTIVE AND COUNCIL</b>										
NIP 1704	TOYOTA AVANZA	4230	4,773.19	338.03	13,695.64	1,910.48	-	87.50	70.00	235.06
NIP 2348	VW BUS	4610	7,697.96	570.16	-	-	-	92.00	42.00	188.22

**POOL VEHICLES**

NIP 700	CHEV. CORSA				4,645.28	-	-	-	-	138.51
NIP 1604	MERCEDES BENZ	3636	5,981.86	435.40				12.50		161.09
NIP 629	JEEP	1556	3,180.11	225.45						147.21

**BUDGET AND TREASURY OFFICE**

NIP 1421	TOYOTA AVANZA	2660	2,981.06	210.30	-	-	-	-	-	160.58
NIP 2187	S/C ISUZU	3292	4,814.46	354.30	-	-	-	25.00	-	174.17

<b>TOTAL</b>		<b>130,497KM &amp; 381 HRS</b>	<b>205,184.00</b>	<b>14,908.87</b>	<b>231,729.02</b>	<b>66,023.33</b>	<b>33,168.79</b>	<b>464.00</b>	<b>1,698.03</b>	<b>8,872.69</b>
--------------	--	--------------------------------	-------------------	------------------	-------------------	------------------	------------------	---------------	-----------------	-----------------

00000000

1. **AUTHOR** Chief Financial Officer

- 1<sup>ST</sup> LEVEL : MANCO  
2<sup>ND</sup> LEVEL : FINANCE COMMITTEE  
3<sup>RD</sup> LEVEL : EXCO  
4<sup>TH</sup> LEVEL : COUNCIL

2. **PURPOSE:**

To request the approval from council on the implementation of General Valuation (GV) to be conducted and a valuation roll to be prepared for all properties in its demarcation intended for the levying of property rates with effect from 1 July 2022, In accordance with the Local Government Municipal Property Rates Act (Act No 6 of 2004) (The Act).

3. **PREAMBLE**

The Local Government: Municipal Property Rates Act, 6 of 2004 (the Act) as amended, is the enabling legislation which delegates the power of levying rates to municipalities. The ACT governs the implementation and management of valuation rolls and rates policy in the levying of rates. The DR NKOSANZANA DLAMINI ZUMA LOCAL MUNICIPALITY currently levies rates on properties within it's demarcation and the current valuation roll is valid until 30 June 2022. In order to initiate advanced planning to ensure continued implementation of the Act, the municipality is required to undertake a revaluation of all it's properties to enable rates to be levied with effect from an implementation date of 1 July 2022. The project to be termed General Valuation 2022 Project or GV2022 Project.

4. **BACKGROUND AND REASONINGS**

All Municipalities are required to implement the Act and to adopt and implement a policy on the levying of rates on rateable property that is uniformly applicable and consistent with the Act;

As a basis for rates policy, the Act requires a general valuation to be undertaken of all rateable properties within a municipal demarcation, to compile a Valuation Roll and undertake valuation roll maintenance and updates this will include the following:

- Determining a date of implementation;
- Determining a date of general valuation;
- Resolving the criteria for the assessment of market value;
- Determining the categories of properties for the purposes of differential rating;
- Determining the policy of rating multiple purpose properties;
- Obtaining authority to advertise and appoint a service provider in terms of the provisions of the Municipal Finance Management Act, the ACT and the municipality's supply chain management policy to undertake a general valuation and compile a valuation roll with valuation roll maintenance and prepare supplementary valuation rolls;
- Co-operating with neighboring municipalities with the view to attaining equity in respect of rates and tariff policies;
- Preparing and adopting a draft Rates Policy and final rates policy;
- Preparing and adopting by-laws to give effect to the Rates Policy;
- Implementing a communication strategy and public participation plan to meet the requirements of the Act.

## 5. DETAILED ANALYSIS

### 5.1 The Municipality's power to levy rates on property and the Constitution

- 5.1.1 Section 229 of the Constitution confers the power on Municipalities to rate property in its area of demarcation.
- 5.1.2 The Municipal Property Rates Act regulates the exercise of this power and Section 2 of the Act states that a municipality may exercise its power to levy a rate on property, subject to:
- section 229 and any other applicable provisions of the Constitution
  - the provisions of the Act
  - the rates policy it must adopt in terms of section 3 of the Act
- 5.1.3 The Act requires a public participation process in terms of chapter 4 of the Municipal Systems Act, 2000 (Act No 32 of 2000) around the implementation process especially for the Adoption of a Rates Policy and Rates By-laws, the public inspection of the Valuation Roll and the Adoption of the Budget. Municipalities are required to provide a communication strategy that meets the provisions of the Municipal Systems Act, 2000.

### 5.2 Date of Implementation

It is recommended that the municipality performs a General Valuation and implements a new valuation roll in terms of the Act with effect from 1 July 2022. This date will be known as the date of implementation (DOI).

### 5.3 Date of General Valuation

Section 31 of the Act states that for the purposes of a general valuation, a municipality must determine a date that may not be more than 12 months before the start of the financial year in which the valuation roll is to be first implemented. It is recommended that the municipality adopts the date of valuation (DOV) as 1 July 2021.

### 5.4 Differential Rating

- 5.4.1 In terms of s8 of the Act, a municipality may in terms of criteria set out in its rates policy, levy different rates for different categories of properties. The categories of property may be determined based on the following criteria:
- a) the actual use of the property
  - b) the permitted use of the property
  - c) a combination of (a) and (b).

The Dr Nkosazana Dlamini Zuma Local Municipality resolved to adopt categories of property that is based on (a) the actual use and for vacant land (b) the permitted use of the property. Any change in actual use of a property may result in a change of category of property. In the case of vacant land, it is recommended that the permitted use in terms of any legislation will determine its category and in the absence of any legislation regulating the use of properties, the most feasible use will determine its category.

- 5.4.2 In accordance with section 19 of the Act, a municipality may not levy –
- different rates on residential properties
  - a rate on non-residential properties that exceeds a prescribed ratio to the rate on residential properties
  - rates which unreasonably discriminate between categories of non-residential properties

**5.5 Properties used for multiple purposes**

In terms of section 9 of the Act a property used for multiple purposes must, for rates purposes, be assigned to a category determined by the municipality for properties used for –

- a) the permitted use - section 9 (1) (a)
- b) the dominant use - section 9 (1) (b)
- c) multiple purpose use – section 9 (1) (c)

It is recommended that 9 (1) (b) the dominant use or 9 (1) (c) multiple purposes in terms of section 8 (2) (i) of the ACT read with 9 (2) be adopted and applied in the absence of regulating legislation.

The municipal valuer must determine the category of property in terms of adopted rates policy of a municipality, specifications and industry standards.

**5.6 Rates policy**

In terms of section 3 of the Act, the Council must adopt a policy consistent with the Act on the levying of rates on rateable property within the municipality. The policy adopted takes effect on the date of implementation and must accompany the municipality's budget for the financial year concerned when the budget is tabled. Such rates policy must include but is not limited to the following:

- principles
- compliance
- categories of property
- categories of owners
- differential rating
- relief measures
- liability for rates
- rates increases/decreases
- phasing-in or out of rates

In terms of Section 6 of the Act, the municipality must adopt by-laws to give effect to the implementation of its Rates Policy.

**6. PUBLIC PARTICIPATION PROCESS AND COMMUNICATION STRATEGY**

The Act requires that the Rates policy, the Rates By-laws, the General Valuation roll and the Budget must all be adopted only after a public participation process in terms of chapter 4 of the Municipal systems Act, 2000 (Act No. 32 of 2000).

Chapter 4 of the Municipal Systems Act requires the development of a culture of municipal governance that complements formal representative government with a system of participatory governance providing allowing communities to participate in the affairs of the municipality, and for the municipality to build the capacity of the communities to enable it

to participate in such municipal affairs. The communication strategy should incorporate the following interventions to inform ratepayers on the implementation of the Act :

- General awareness of the implementation of the Act and activities around such implementation.
- Awareness of decisions taken that affect communities and individual rights.
- Inspection of the documentation embodying the decisions or information.
- objections and appeals process to comment on decisions

The public participation process must identify mechanisms, processes and procedures for the above community participation including:

- political structures (ward committees, councilors)
- notification through the media, public announcements and other communication mechanisms
- notification by post and by notices in public places and where applicable on the website
- public meetings

Special consideration must be given to special needs sectors of the community such as:

- illiterate ratepayers
- disabled ratepayers
- women
- other disadvantaged groups

#### 7. **APPOINTMENT OF A SERVICE PROVIDER AND DESIGNATION OF A MUNICIPAL VALUER**

In terms of section 33 of the Act, a municipality must, prior to the date of valuation, designate a person as the municipal valuer. The municipal valuer may be a municipal official or a professional valuer in private practice. Should the municipality decide to secure the services of a private valuer it must follow its supply chain management policy and follow an open bid process. The resolution permits that the date of valuation may be amended by the Municipal Manager as necessary to comply with section 33 of the Act which is aligned to the date of designation of the Municipal Valuer.

#### 8. **CO-OPERATE GOVERNANCE AND MUNICIPAL PARTNERSHIPS**

Fundamental principles governing the implementation of the act relating to the rates policy and rates by-laws, the public participation process and sharing of service providers present opportunities for neighboring municipalities to co-operate and introduce uniformity within the district through co-operative agreements. Authority is sought to cooperate with other municipalities on this basis.

#### 9. **FINANCIAL OBLIGATIONS**

The municipality does not have internal capacity to implement a general valuation (GV) in terms of the MPRA and therefore the necessity of following a competitive bid process to contract a municipal valuer / service provider in private practice for a new valuation roll. The contract period coincides with the legislation validity period of a valuation roll being five (5) years in terms of section 32 of the MPRA. The duration of the contract therefore will extend beyond the three years covered in the annual budget in terms of the Municipal Finance Management Act (MFMA) and therefore section 33 of the MFMA is to be followed.

The general valuation and valuation roll maintenance project will impose financial obligations on the municipality beyond the 3 years covered in its annual financial budget, and in terms of section

33 of the MFMA it may only do so if the municipality has made public the draft contract and an information statement summarising the municipality's obligations in terms of the proposed contract. In terms of section 33 of the MFMA a draft contract is provided with this report and the information statement summarising the municipality's obligations is included in the budget schedule below.

In terms of section 33 (1) (a) (i) (aa) of the MFMA the table below represents the information statement summarizing the municipality's obligations in terms of the proposed contract and its duration.

<b>Contract for Professional Services (Municipal Property Rates)</b>	<b>Financial Obligation (Budget)</b>	<b>Financial Year</b>
General Valuation (GV)	2 250 000	20201/2022
Valuation Roll Maintenance	250 000	2022/2023
Valuation Roll maintenance	250 000	2023/2024
Valuation Roll maintenance	250 000	2024/2025
Valuation Roll maintenance	250 000	2025/2026
Valuation Roll maintenance	250 000	2026/2027

Once Council has approved the advertizing of the project for open competitive the project will be advertised with the draft contract and bid specifications and inviting the public to make comments in terms of s33 of the MFMA.

10. **SECTION 33 COMPLIANCE CHECKLIST**

In terms of section 33 of the MFMA, a municipality may enter into a contract which will impose financial obligations beyond the three years covered in the annual budget for that financial year, only if :

Ref	Section	Decision process
1 (a)	the municipal manager, at least 60 days before the meeting of the municipal council at which the contract is to be approved -	The final contract will be tabled for Council adoption once the adjudication committee has selected the successful service provider
1 (a) (i) (aa)	has, in accordance with section 21A of the Municipal Systems Act – made public the draft contract and information statement summarizing the municipality's obligations in terms of the proposed contract	The draft contract and information statement summarizing the municipality's obligations in terms of the proposed contract forms part of this council report which is available to the public
1 (a) (i) (bb)	invited the local community and other interested persons to submit to the municipality comments or representations in respect of the proposed contract	The bid advert will include the invitation to the public and community to submit comments or representations in respect of the proposed contract
1 (a) (ii)	solicited the views and recommendations of – (aa) the National Treasury and relevant provincial treasury; (bb) the national department responsible for local government; (cc) .... Not applicable	Communication letters sent to the relevant departments to solicit their views and recommendations
1 (b)	The municipal council has taken into account –	
(i)	the municipality's projected financial obligation in terms of the proposed contract for each financial year covered by the contract;	The subject covers the municipality's projected financial obligation in terms of the proposed contract for each financial year covered by the contract;
(ii)	the impact of those financial obligations on the municipality's future municipal tariffs and revenue	Final report to Council on the financial impact to be tabled
(iii)	any comments or representations on the proposed contract received from the local community and any other interested persons and	Final report to Council on comments and representations to be to be tabled
(iv)	Any written views and recommendations on the proposed contract by the National Treasury, the relevant provincial treasury, the national department for local government and any national department referred to in paragraph (a) (ii) (cc), and	Final report to Council on views and recommendations of government departments to be to be tabled
(c)	The municipal council has adopted a resolution in which -	
(i)	It determines that the municipality will secure a significant capital investment or will derive a significant financial economic or financial benefit from the contract;	The compilation of a valuation roll is a legislated and mandated function of a municipality used in the generation of revenue from property rates and therefore is a financial benefit
(ii)	It approves the entire contract exactly as it is to be executed and	Final report to council will be the entire contract approved by Council
(iii)	It authorises the municipal manager to sign the contract on behalf of the municipality	Final report to council authorises the municipal manager to sign the contract for the period of the contract



## 11. RECOMMENDATION

In view of the above mentioned it is recommended that:

1. The Dr Nkosazana Dlamini Zuma Local municipality resolves to implement the Local Government: Municipal Property Rates Act, No. 6 of 2004 as amended by undertaking a revaluation of all properties, prepare a valuation roll and undertake valuation roll maintenance within its demarcation and to levy rates on the new valuation roll which will be in effect and valid from 1 July 2022 to 30 June 2027, a period of five years.
2. Subject to the adoption of (1) above the Municipality resolves that:
  - 2.1 The Date of Implementation shall be 1 July 2022;
  - 2.2 The Date of Valuation shall be 1 July 2021;
  - 2.3 The municipality resolves to levy different rates for different categories of properties;
  - 2.4 In determining the criteria of a particular category –
    - i. the actual use of the property shall be used. A change in use of a property will result in a change of category, and
    - ii. In the case of vacant land, the permitted use in terms of any legislation will determine the category, and,
    - iii. In the absence of any legislation which regulates the use of properties, the category will be determined on the most feasible use.
3. Based on the adopted rates policy properties used for multiple purposes may be assigned a category of property based on 9 (1) (b), the dominant use or 9 (1) (c) multiple purposes in terms of section 8 (2) (i) of the ACT read with 9 (2) with the value apportioned and rated based on the category of property assigned;
4. The Categories of property will be in terms of Council adopted rates policy which must be reviewed annually by the municipality and the municipal valuer will determine and maintain the category of property by updating the valuation roll;
5. The municipality reviews and adopts its rates policy annually;
6. Rates by-laws for the implementation of the adopted Rates Policy to be prepared and published in the provincial gazette;
7. A communication strategy be adopted and implemented to support the public participation process, media publications and provincial gazette notices necessary to comply with the implementation of Act;
8. A bid be advertised and a service provider be appointed to undertake a general valuation and valuation roll maintenance and to perform the functions of the Municipal Valuer in terms of the Bid Specification and contract of appointment;

9. The Council hereby approves the draft contract for the valuation roll bid and the appointment of a municipal valuer in terms of the ACT which if such contract is to extend beyond the three years permitted in terms of the budgetary requirements of the Municipal Finance Management Act, the municipality must follow section 33 of the Municipal Finance Management Act;
10. In terms of section 33 of Act 6 of 2004 (MPRA), the nominated municipal valuer of the appointed service provider be designated as municipal valuer subject to –
- i. the provisions of the Act;
  - ii. the conditions of the Bid specifications and the Memorandum of Agreement between the municipality and the service provider, and
  - iii. All other contracts and agreements related to the appointment of the service provider.