



*A Better Place for All*

Main Street  
Creighton, 3263

P.O Box 62

Creighton 3263

Phone: +27 39 833 1038

Fax: +27 39 833 1179

Email: [mailbox@ndz.gov.za](mailto:mailbox@ndz.gov.za)

[www.ndz.gov.za](http://www.ndz.gov.za)

# **FINANCE COMMITTEE MEETING**

## **AGENDA**

**FOR THE MEETING TO BE HELD ON**

**TUESDAY, 27<sup>TH</sup> JULY 2021**

**THROUGH MICROSOFT TEAMS**

**AT 10: 00 A.M.**

# **FINANCE COMMITTEE MEETING**


## **NOTICE OF A FINANCE COMMITTEE MEETING**

Dear Members

## **MEETING OF A FINANCE COMMITTEE**

Notice is hereby given in terms of the Municipal Finance Management Act, No 56 of 2003, that a Finance Committee Meeting of the **Dr. Nkosazana Dlamini- Zuma Local Municipality** will be held virtually through **Microsoft Teams** on **Tuesday, 27<sup>th</sup> July 2021** at **10:00 a.m.** for the purpose of considering the items as contained in the attached agenda.

Yours faithfully



---

**CLLR. P.N. MNCWABE**  
**CHAIRPERSON/MAYOR**

# index

01.	OPENING & WELCOME	
02.	NOTICE OF THE MEETING	
03.	APPLICATION FOR LEAVE OF ABSCENCE	
04.	ACCEPTANCE OF THE AGENDA	
05.	DECLARATION OF INTEREST	
06.	<u>ANNOUNCEMENTS</u>	
07.	PRESENTATIONS	
08.	<u>CONFIRMATION OF MINUTES FROM PREVIOUS MEETING</u>	
	08.01. Minutes of a Finance Committee Meeting that was held on the 15 <sup>TH</sup> June 2021	
09.	<u>REPORTS FOR NOTING AND CONSIDERATION FOR THE MONTH OF JUNE 2021:</u>	
	09.01. Report on Section 71 of the MFMA for the Month of June 2021 and for the Fourth Quarter of 2020/2021 financial year:	1
	09.02. Report on Expenditure Management for June 2021:	95
	09.03. Report on Expenditure Management for Quarter Four of the 2020/ 2021 financial year:	149
	09.04. Report on Debtors and Revenue Management:	168
	09.05. Report on Supply Chain Management:	199
	09.06. Report on Supply Chain Management Quarter Four Report:	224
	09.07. Report on Section 52, Uniform Ratios and Norms AND Supply Chain Management Quarter Four Report:	242
	09.08. Report on Contracts Management:	251
	09.09. Report on Fleet Management:	261
	09.10. Report on Cost Containment Measures for Quarter Four of the 2020/2021 financial year:	268
10.	URGENT REPORTS	
11.	CLOSURE	

**MINUTES OF DR NDZ FINANCE COMMITTEE MEETING HELD ON THE 15<sup>TH</sup> JUNE 2021 THROUGH MICROSOFT TEAMS AT 10:00 A.M:**

<b>Present:</b>	<b>Cllrs</b>	<b>P.N. Mncwabe</b>	<b>- Mayor/ Chairperson</b>
		<b>K.A. Hadebe</b>	<b>- Exco Member</b>
		<b>D. Adam</b>	<b>- Exco Member</b>
		<b>T. Ndlovu</b>	<b>- Committee Member</b>
		<b>B.K. Zondi</b>	<b>- Committee Member</b>
	<b>Merrs</b>	<b>Mr. KMB Mzimela</b>	<b>- CFO</b>
		<b>Mr. S.V Mngadi</b>	<b>- PWBS Manager</b>
		<b>Mr. J. Sondezi</b>	<b>- Corporate Support Services Manager</b>
		<b>Mr. S. Mbatha</b>	<b>- ICT Manager</b>
		<b>Mr. M. Nxele</b>	<b>- ICT Officer</b>
		<b>Mr. S.S. Zondi</b>	<b>- Committee Officer</b>
	<b>Mesdames</b>	<b>Ms. Z. Mlata</b>	<b>- Community Services Manager</b>
<b>LEAVE OF ABSENCE:</b>		<b>Cllr. N.C. Mbanjwa</b>	<b>- Committee Member</b>
		<b>Mr. N.C. Vezi</b>	<b>- Municipal Manager</b>

<b>ITEMS</b>	<b>MINUTES</b>	<b>ACTION &amp; TIMEFRAME</b>
<b>01.</b>	<b>OPENING: MOMENT OF REFLECTION:</b> The Chairperson opened the meeting by welcoming all members present. She then asked Mr. S.V. Mngadi to lead the meeting with a prayer.	
<b>02.</b>	<b>NOTICE OF THE MEETING</b> The CFO read the Notice of the meeting.	
<b>03.</b>	<b>APPLICATION FOR LEAVE OF ABSENCE:</b> <ul style="list-style-type: none"> <li>• Cllr. N.C. Mbanjwa : Attended to a bus strike at her Ward</li> <li>• Mr. N.C. Vezi : Attended a Cogta meeting</li> </ul>	
<b>04.</b>	<b>ACCEPTANCE OF THE AGENDA</b>	



	<p>The Community Services Manager admitted that two beneficiaries per ward for Code 14 Driver's licenses was small therefore in future the municipality would look at the possibility of increasing this number.</p> <p><b>RECOMMENDATIONS:</b> 1. That the committee notes the report.</p> <p><b>Proposed by: Cllr. K.A. Hadebe                      Seconded by: Cllr. B.K. Zondi</b></p>	
<p><b>09.02.</b></p>	<p><b><u>EXPENDITURE MANAGEMENT REPORT</u></b></p> <p>The CFO gave a presentation on the abovementioned item. He stated that the purpose of the report is to report to the committee on the payments made during the month of May 2021.</p> <p>The accounting officer of a municipality is responsible for the management of the expenditure of the municipality. The accounting officer must take all reasonable steps to ensure that the municipality has and maintains an effective system of expenditure control, including procedures for approval, authorization, withdrawal and payments of funds.</p> <p><b>RECOMMENDATIONS:</b></p> <ul style="list-style-type: none"> <li>• That the committee notes the report</li> </ul> <p><b>Proposed by: Cllr. K.A. Hadebe                      Seconded by: Cllr. B.K. Zondi</b></p>	
<p><b>09.03.</b></p>	<p><b><u>DEBTORS AND REVENUE MANAGEMENT REPORT:</u></b></p> <p>The CFO gave a report on the abovementioned item. He informed the committee that the purpose of the report is to provide information to the committee on the Debtor's Management.</p> <p>The Dr. Nkosazana Dlamini Zuma Municipality council must ensure all the money which is due and payable to council is collected and for this purpose has adopted the credit control policy and debt collected policy consistent with its tariffs and complying with the provisions of the relevant legislation. The interest is added to all outstanding debtors. The Municipality has budgeted for the provision of bad debt.</p> <p><b>Attached to the report were the following annexures:</b></p> <ol style="list-style-type: none"> <li>1. Age analysis</li> <li>2. Debt Collection report</li> <li>3. Traffic Fines</li> <li>4. Data cleansing report</li> <li>5. Revenue Enhancement Strategy</li> </ol> <p>Cllr. K.A. Hadebe appreciated the high percentage of traffic fines</p>	

	<p>that the municipality managed to collect in the month of May 2021. She encouraged the municipality to stick to the collection strategy that was used.</p> <p>The CFO informed the committee that at low cost houses there are owners who have developed their houses and the municipality is losing on revenue because some of them never provided their plans. The finance department is then requesting the DTPS department to impose fees/charges in order to discourage illegal developments.</p> <p>The Community Services Manager stated that the municipality was hoping to collect more on traffic fines in the next month hence the plan for the traffic trailer has been developed.</p> <p><b>RECOMMENDATIONS:</b></p> <ul style="list-style-type: none"> <li>• That the DTPS department should impose fees/charges to communities at the low cost houses who continue to construct illegal structures</li> <li>• That the committee notes the report.</li> </ul> <p><b>Proposed by: Cllr. K.A. Hadebe                      Seconded by: Cllr. B.K. Zondi</b></p>	
<p><b>09.04.</b></p>	<p><b><u>REPORT ON SUPPLY CHAIN MANAGEMENT UNIT FOR MAY 2021:</u></b></p> <p>The CFO gave a report on the abovementioned item. He informed the committee that the purpose of the report is to present the implementation of the Supply Chain Management Policy on the purchases made by the municipality for the month of May 2021. A detailed report was attached to the agenda.</p> <p><b>ANNEXURES:</b></p> <ol style="list-style-type: none"> <li>1. Annexure "A"- Quotation orders below R200 000,00</li> <li>2. Annexure "B" -Deviation and Irregular Expenditure</li> <li>3. Annexure "C" – Funeral</li> <li>4. Annexure "D" – Awards more than R200 000,00</li> <li>5. Annexure "E" -Fuel orders</li> <li>6. % Statistics on SCM orders</li> <li>7. Procurement Plan Implementation</li> </ol> <p><b>RECOMMENDATIONS:</b></p> <ul style="list-style-type: none"> <li>• That the committee notes the report.</li> </ul> <p><b>Proposed by: Cllr. K.A. Hadebe                      Seconded by: Cllr. B.K. Zondi</b></p>	
<p><b>09.05.</b></p>	<p><b><u>CONTRACTS REPORT FOR CONTRACT MANAGEMENT UNIT:</u></b></p> <p>The CFO gave a presentation on the abovementioned item. A</p>	

	<p>detailed report on Contracts Management was attached to the agenda for more information.</p> <p><b>RECOMMENDATIONS:</b></p> <ul style="list-style-type: none"> <li>• That the committee notes the report.</li> </ul> <p><b>Proposed by: Cllr. K.A. Hadebe</b>                      <b>Seconded by: Cllr. B.K. Zondi</b></p>	
<p><b>09.06.</b></p>	<p><b>REPORT ON FLEET MANAGEMENT:</b></p> <p>The CFO gave a presentation on the abovementioned item. He Stated that the purpose of the report is to inform the committee about fleet management of the municipality. A detailed report was attached to the Agenda.</p> <p><b>ANNEXURES:</b></p> <ol style="list-style-type: none"> <li>1. Tyres information</li> <li>2. Repairs information</li> <li>3. Accidents information</li> <li>4. Vehicles to be disposed</li> <li>5. Cost Analysis</li> </ol> <p><b>RISKS:</b></p> <ol style="list-style-type: none"> <li>1. Vehicle Abuse</li> <li>2. Accidents</li> <li>3. Car Theft</li> </ol> <p>Cllr. K.A. Hadebe raised a concern that fuel usage was very high in the month of May 2021. She then stated that as councillors they want the usage of fuel to be in line with developments that are happening within the municipality.</p> <p><b>RECOMMENDATIONS</b></p> <ol style="list-style-type: none"> <li>1. That the committee notes the report.</li> </ol> <p><b>Proposed by: Cllr. K.A. Hadebe</b>                      <b>Seconded by: Cllr. B.K. Zondi</b></p>	
<p><b>09.07.</b></p>	<p><b>PROGRESS REPORT ON APPOINTMENTS OF SERVICE PROVIDERS:</b></p> <p>The CFO gave a presentation on the abovementioned item. He Stated that the purpose of the report is to inform the committee about the progress made thus far regarding the appointment of service providers. A detailed report was attached to the Agenda.</p> <p>The Chairperson requested that the municipality's project managers should tighten their monitoring on awarded projects and push contractors to do their work.</p> <p>The PWBS Manager responded by stating that proper monitoring</p>	



	and quality control would be ensured in all projects.  <b>RECOMMENDATIONS</b> 1. That the committee notes the report  <b>Proposed by: Cllr. K.A. Hadebe</b> <b>Seconded by: Cllr. B.K. Zondi</b>	
<b>10</b>	<b>CLOSURE:</b> The Chairperson commended the good work done by the Councillors and the management in changing the lives of the communities of Dr Nkosazana Dlamini Zuma Municipality; she encouraged it to proceed. She then asked Ms. Z. Mlata to closed the meeting with a prayer. The meeting was closed at 11:50 a.m.	

**The meeting was adjourned at 11:50 a.m.**

-----  
**CLLR. P.N. Mncwabe**  
**MAYOR/ CHAIRPERSON**

-----  
**DATE**

**REPORT TO THE DR NKOSAZANA DLAMINI ZUMA MUNICIPAL COUNCIL**

---

Author : Chief Financial Officer

1<sup>st</sup> Level – Finance Portfolio Committee

2<sup>nd</sup> Level – Executive Committee

3<sup>rd</sup> Level – Municipal Council

---

**SUBJECT: PRELIMINARY MONTHLY IN YEAR MONITORING FINANCIAL REPORT FOR THE MONTH AND QUARTER ENDED 30 JUNE 2021**

---

**PART 1 – MONTHLY REPORT****1.1 PURPOSE**

The purpose of this report is to comply with **Section 71 and Section 52d** of the Municipal Finance Management Act (MFMA) and the requirements as promulgated in the Government Gazette No 32141 of 17 April 2009.

**1. STRATEGIC OBJECTIVE**

To ensure good governance, financial viability and optimal institutional transformation with capacity to execute its mandate.”

**2. BACKGROUND**

**Section 52 (d) and 71** of the MFMA and in terms of Section 28 of the Government Notice 32141 dated 17 April 2009, regarding the “Local Government: Municipal Finance Management Act 56 of 2003, Municipal Budget and Reporting Regulations” necessitates that specific financial particular be reported on and in the format prescribed, hence this report to meet legislative compliance.

**“The Mayor of a municipality-**

**Section 52(d) must, within 30 days of the end of each quarter**, submit a report to council on the implementation of the budget and the financial state of the municipality;”

**Section 71(1) The accounting officer of a municipality must by no later than 10 working days after the end of each month** submit to the mayor of the municipality and the relevant treasury a statement in the prescribed format on the

state of the municipality's budget reflecting the following particulars for the month and for the financial year up to the end of that month: ...".

**"Section 28 of government notice:** The monthly budget statement of a municipality must be in the format specified in Schedule C and include all the required tables, charts and explanatory information, taking into account any guidelines issued by the Minister in terms of section 168(1) of the Act."

**For the reporting period ending 30 June 2021 the ten-working day reporting limit expired on 15 July 2021.**

**Further, Section 31(1) of the Government Gazette No 32141 of 17 April 2009 prescribes the following:**

"31. (1) The mayor's quarterly report on the implementation of the budget and financial state of affairs of the municipality as required by section 52(d) of the Act must be –

- (a) in the format specified in Schedule C and include all the required tables, charts and explanatory
- (b) information, taking into account any guidelines issued by the Minister in terms of section 168(1) of the Act; and
- (c) consistent with the monthly budget statement for September, December, March and June as applicable; and
- (d) Submitted to the National Treasury and the relevant Provincial Treasury within five days of tabling of the report to the council."

#### **4. RECOMMENDATIONS**

- (1) That, in compliance with, Section 52(d) and Section 71 of the MFMA and in terms of Government Notice 32141 dated 17 April 2009, regarding the "Local Government: Municipal Finance Management Act 2003 Municipal Budget and Reporting Regulations" the preliminary financial results regarding the operating and capital budgets for the Fourth quarter of the 2020/21 financial year, and supporting documents as required by National Treasury (Schedule C) be submitted to Full Council Committee.
- (2) In order to comply with Section 31(1) of the Government Gazette No 32141 of 17 April 2009 this report be submitted to the National Treasury and the relevant Provincial Treasury **within five days** of tabling the report in the municipal Council, in both hard document and in electronic format.

**(3) That the Committee approves the following:**

- 3.1 Surplus for the period ending 30 June 2021 is R 81,804,967.92
- 3.2 Cash & Cash Equivalent for the period ending 30 June 2021 is R 159,174,313.73
- 3.3 Capital Expenditure for the period ending 30 June 2021 is R 74,012,282.42
- 3.4 Trade Receivables for the period ending 30 June 2021 is R 76,985,315.32
- 3.5 Trade and other payables for the period ending 30 June 2021 is R 16,690,762.90
- 3.6 Conditional Grants for the period ending 30 June 2021 is R 70,414,574.17
- 3.7 That the Committee Notes the withdrawals from bank account, attached under 'Supporting Documents in the report, in terms of Municipal Finance Management Act, Sec 11(4)

**1.6 Financial Ratios**

<b>Summary of Financial Performance</b>	<b>Actual Year to date (YTD)</b>
Actual Revenue to Budgeted Revenue	100%
Actual Opex to Budgeted Opex	81%
Actual Capex to Budgeted Capex	62%
Employee related cost	91%
Councillors Remuneration	97%
Conditional Grants Expenditure	97%
Cash Coverage ratio	8,1 Months
Creditors Age Analysis	100% creditors paid
Debt Collection rate	68%

**2. EXECUTIVE SUMMARY**

The below analysis is a high-level assessment based on revenue and expenditure recognised on the Municipal Financial System. It is incumbent on the necessary user business units and user departments to ensure the completeness, Validity and accuracy of the information provided for the purposes of the assessment and bring to the attention of the council any further business units items which are not fully elaborated below.

## 2.1 Operating Budget

### Summary financial performance report for the period ending 30 June 2021

The SFP shown in Annexure A, Table C4, is prepared on a similar basis to the prescribed budget format, detailing revenue by source type and expenditure by input type. The summary report indicates the following:

DESCRIPTION	2020/21 ADJUSTED BUDGET R'000	YTD BUDGET 30/06/2021 R'000	ACTUALS AS AT 30/06/2021 R'000
Total Revenue	215,133,704.00	215,133,704.00	219,014,935.89
Total Expenditure	205,516,313.00	205,516,313.00	166,277,017.75
<b>Operating Surplus</b>	<b>9,617,391.00</b>	<b>9,617,391.00</b>	<b>52,737,918.14</b>
Transfers recognised - capital	29,442,050.00	29,442,050.00	29,067,049.78
<b>Surplus for the year</b>	<b>39,059,441.00</b>	<b>39,059,441.00</b>	<b>81,804,967.92</b>

## 2.2 Monthly Budget Tables

Table C1 below provides a summary of the overall performance in the Municipality and is unpacked in the sections that follow.

KZN436 Dr Nkosazana Dlamini Zuma - Table C1 Monthly Budget Statement Summary - M12 June									
Description	2019/20	Budget Year 2020/21							
	Audited Outcome	Original Budget	Adjusted Budget	Monthly actual	YearTD actual	YearTD budget	YTD variance	YTD variance %	Full Year Forecast
<b>R thousands</b>									
<b>Financial Performance</b>									
Property rates	33,001	34,425	28,649	(93)	31,495	28,649	2,846	10%	28,649
Service charges	3,423	3,608	3,893	566	3,823	3,893	(70)	-2%	3,893
Investment revenue	8,172	8,090	6,100	728	6,403	6,100	303	5%	6,100
Transfers and subsidies	135,794	143,638	168,944	360	168,530	168,944	(414)	-0%	168,944
Other own revenue	14,291	14,221	7,547	655	8,763	7,547	1,216	16%	7,547
<b>Total Revenue (excluding capital transfers and contributions)</b>	<b>194,682</b>	<b>203,982</b>	<b>215,134</b>	<b>2,217</b>	<b>219,015</b>	<b>215,134</b>	<b>3,881</b>	<b>2%</b>	<b>215,134</b>
Employee costs	58,124	70,219	70,219	5,537	63,872	70,219	(6,347)	-9%	70,219
Remuneration of Councillors	11,598	11,901	11,901	966	11,598	11,901	(304)	-3%	11,901
Depreciation & asset impairment	27,481	41,625	34,752	2,562	30,977	34,752	(3,775)	-11%	34,752
Finance charges	181	291	291	3	149	291	(143)	-49%	291
Materials and bulk purchases	1,986	3,998	5,295	1,447	2,669	5,295	(2,626)	-50%	5,295
Transfers and subsidies	1,496	1,990	2,537	87	2,046	2,537	(492)	-19%	2,537
Other expenditure	68,748	73,251	80,521	10,287	54,967	80,521	(25,553)	-32%	80,521
<b>Total Expenditure</b>	<b>169,614</b>	<b>203,276</b>	<b>205,516</b>	<b>20,889</b>	<b>166,277</b>	<b>205,516</b>	<b>(39,239)</b>	<b>-19%</b>	<b>205,516</b>
<b>Surplus/(Deficit)</b>	<b>25,068</b>	<b>706</b>	<b>9,617</b>	<b>(18,672)</b>	<b>52,738</b>	<b>9,617</b>	<b>43,121</b>	<b>448%</b>	<b>9,617</b>
Transfers and subsidies - capital (monetary allocations)	31,240	26,989	29,442	3,498	29,067	29,442	(375)	-1%	29,442
Contributions & Contributed assets	-	-	-	-	-	-	-	-	-
<b>Surplus/(Deficit) after capital transfers &amp; contributions</b>	<b>56,308</b>	<b>27,695</b>	<b>39,059</b>	<b>(15,174)</b>	<b>81,805</b>	<b>39,059</b>	<b>42,746</b>	<b>109%</b>	<b>39,059</b>
Share of surplus/ (deficit) of associate	-	-	-	-	-	-	-	-	-
<b>Surplus/ (Deficit) for the year</b>	<b>56,308</b>	<b>27,695</b>	<b>39,059</b>	<b>(15,174)</b>	<b>81,805</b>	<b>39,059</b>	<b>42,746</b>	<b>109%</b>	<b>39,059</b>
<b>Capital expenditure &amp; funds sources</b>									
<b>Capital expenditure</b>	<b>77,287</b>	<b>101,077</b>	<b>119,608</b>	<b>26,287</b>	<b>74,012</b>	<b>119,608</b>	<b>(45,596)</b>	<b>-38%</b>	<b>119,608</b>
Capital transfers recognised	33,643	27,074	29,442	5,298	27,973	29,442	(1,469)	-5%	29,442
Public contributions & donations	-	-	-	-	-	-	-	-	-
Borrowing	-	-	-	-	-	-	-	-	-
Internally generated funds	44,242	74,003	90,166	20,990	46,039	90,166	(44,127)	-49%	90,166
<b>Total sources of capital funds</b>	<b>77,885</b>	<b>101,077</b>	<b>119,608</b>	<b>26,287</b>	<b>74,012</b>	<b>119,608</b>	<b>(45,596)</b>	<b>-38%</b>	<b>119,608</b>
<b>Financial position</b>									
Total current assets	11,110	120,241	119,456		189,500				119,456
Total non current assets	46,335	545,310	515,170		474,349				515,170
Total current liabilities	1,908	(63,387)	55,625		42,103				55,625
Total non current liabilities	(285)	17,397	18,212		18,212				18,212
<b>Community wealth/Equity</b>	<b>1,513</b>	<b>503,763</b>	<b>560,789</b>		<b>521,730</b>				<b>560,789</b>
<b>Cash flows</b>									
Net cash from (used) operating	(5,708)	202,232	75,204	(4,458)	(318,343)	75,204	393,547	523%	75,204
Net cash from (used) investing	-	8,581	1,200	-	-	1,200	1,200	100%	1,200
Net cash from (used) financing	-	-	-	-	-	-	-	-	-
<b>Cash/cash equivalents at the month/year end</b>	<b>(5,708)</b>	<b>299,604</b>	<b>200,607</b>	<b>-</b>	<b>(194,139)</b>	<b>200,607</b>	<b>394,747</b>	<b>197%</b>	<b>200,607</b>
<b>Debtors &amp; creditors analysis</b>									
	0-30 Days	31-60 Days	61-90 Days	91-120 Days	121-150 Dys	151-180 Dys	181 Dys-1 Yr	Over 1Yr	Total
<b>Debtors Age Analysis</b>									
Total By Income Source	172	1,985	2,042	1,633	1,560	1,493	8,474	54,456	71,804
<b>Creditors Age Analysis</b>									
Total Creditors	12,494	-	-	-	-	-	-	47	12,540

## Financial Performance

Table C2 provides the statement of financial performance by standard classification

KZN436 Dr Nkosazana Dlamini Zuma - Table C2 Monthly Budget Statement - Financial Performance (functional classification) - M12 June										
Description	Ref	2019/20	Budget Year 2020/21							
		Audited Outcome	Original Budget	Adjusted Budget	Monthly actual	YearTD actual	YearTD budget	YTD variance	YTD variance %	Full Year Forecast
R thousands										
<b>Revenue - Functional</b>										
<i>Governance and administration</i>		180,758	191,341	202,564	1,446	207,112	202,564	4,548	2%	202,564
Executive and council		-	-	-	-	-	-	-	-	-
Finance and administration		180,758	191,341	202,564	1,446	207,112	202,564	4,548	2%	202,564
Internal audit		-	-	-	-	-	-	-	-	-
<i>Community and public safety</i>		11,307	6,397	7,949	6	6,813	7,949	(1,136)	-14%	7,949
Community and social services		10,051	3,804	6,213	2	6,132	6,213	(81)	-1%	6,213
Sport and recreation		95	-	-	-	-	-	-	-	-
Public safety		1,161	2,154	1,536	4	681	1,536	(855)	-56%	1,536
Housing		-	439	200	-	-	200	(200)	-100%	200
Health		-	-	-	-	-	-	-	-	-
<i>Economic and environmental services</i>		30,434	29,625	29,794	3,698	30,333	29,794	539	2%	29,794
Planning and development		112	123	623	175	542	623	(81)	-13%	623
Road transport		30,322	29,502	29,171	3,522	29,791	29,171	620	2%	29,171
Environmental protection		-	-	-	-	-	-	-	-	-
<i>Trading services</i>		3,423	3,608	4,268	566	3,823	4,268	(445)	-10%	4,268
Energy sources		-	-	-	-	-	-	-	-	-
Water management		-	-	-	-	-	-	-	-	-
Waste water management		-	-	-	-	-	-	-	-	-
Waste management		3,423	3,608	4,268	566	3,823	4,268	(445)	-10%	4,268
<i>Other</i>	4	-	-	-	-	-	-	-	-	-
<b>Total Revenue - Functional</b>	<b>2</b>	<b>225,922</b>	<b>230,971</b>	<b>244,576</b>	<b>5,715</b>	<b>248,082</b>	<b>244,576</b>	<b>3,506</b>	<b>1%</b>	<b>244,576</b>
<b>Expenditure - Functional</b>										
<i>Governance and administration</i>		100,271	125,209	120,788	9,526	97,194	120,788	(23,594)	-20%	120,788
Executive and council		20,136	22,265	22,006	2,061	20,674	22,006	(1,332)	-6%	22,006
Finance and administration		79,010	101,411	96,927	7,168	75,081	96,927	(21,846)	-23%	96,927
Internal audit		1,125	1,532	1,855	298	1,439	1,855	(416)	-22%	1,855
<i>Community and public safety</i>		21,512	27,265	27,565	2,473	22,294	27,565	(5,272)	-19%	27,565
Community and social services		11,524	16,336	16,831	1,635	12,030	16,831	(4,802)	-29%	16,831
Sport and recreation		205	-	-	10	134	-	134	#DIV/0!	-
Public safety		9,525	10,169	9,961	780	9,776	9,961	(185)	-2%	9,961
Housing		258	760	521	21	296	521	(223)	-43%	521
Health		-	-	252	26	56	252	(197)	-78%	252
<i>Economic and environmental services</i>		27,633	39,982	39,278	5,618	29,068	39,278	(10,210)	-26%	39,278
Planning and development		6,714	17,661	16,884	3,087	9,150	16,884	(7,735)	-46%	16,884
Road transport		20,919	22,320	22,394	2,531	19,919	22,394	(2,475)	-11%	22,394
Environmental protection		-	-	-	-	-	-	-	-	-
<i>Trading services</i>		18,431	6,711	13,631	3,066	15,710	13,631	2,079	15%	13,631
Energy sources		13,611	-	6,000	2,489	8,400	6,000	2,400	40%	6,000
Water management		-	-	-	-	-	-	-	-	-
Waste water management		-	-	-	-	-	-	-	-	-
Waste management		4,820	6,711	7,631	578	7,310	7,631	(321)	-4%	7,631
<i>Other</i>		1,768	4,110	4,255	206	2,012	4,255	(2,243)	-53%	4,255
<b>Total Expenditure - Functional</b>	<b>3</b>	<b>169,614</b>	<b>203,276</b>	<b>205,516</b>	<b>20,889</b>	<b>166,277</b>	<b>205,516</b>	<b>(39,239)</b>	<b>-19%</b>	<b>205,516</b>
<b>Surplus/ (Deficit) for the year</b>		<b>56,308</b>	<b>27,695</b>	<b>39,059</b>	<b>(15,174)</b>	<b>81,805</b>	<b>39,059</b>	<b>42,746</b>	<b>109%</b>	<b>39,059</b>

This table assess the revenue and expenditure by department, the expenditure for the period ending 30 June 2021 is R 166, 3million and revenue is R 248 ,1million.

Expenditure by functional classification presents the expenditures by the departments.

PWBS Department as the department responsible for the repairs and maintenance of the municipal assets and also with the largest staff complement.

Table C3 presents the same information as the table above, the difference being that it's by Municipal vote.

KZN436 Dr Nkosazana Dlamini Zuma - Table C3 Monthly Budget Statement - Financial Performance (revenue and expenditure by municipal vote) - M12 June										
Vote Description	Ref	2019/20	Budget Year 2020/21							
		Audited Outcome	Original Budget	Adjusted Budget	Monthly actual	YearTD actual	YearTD budget	YTD variance	YTD variance %	Full Year Forecast
<b>R thousands</b>										
<b>Revenue by Vote</b>	1									
Vote 1 - Executive and Council		-	-	-	-	1	-	1	#DIV/0!	-
Vote 2 - Budget and Treasury		180,739	191,236	202,460	1,446	207,112	202,460	4,652	2.3%	202,460
Vote 3 - Corporate Services		20	105	105	-	-	105	(105)	-100.0%	105
Vote 4 - Community Services		15,522	9,566	9,233	596	8,848	9,233	(386)	-4.2%	9,233
Vote 5 - Public Works and Basic Services		29,530	29,941	32,155	3,498	31,580	32,155	(575)	-1.8%	32,155
Vote 6 - Planning and Development		112	123	623	175	542	623	(81)	-13.0%	623
Vote 7 - [NAME OF VOTE 7]		-	-	-	-	-	-	-	-	-
Vote 8 - [NAME OF VOTE 8]		-	-	-	-	-	-	-	-	-
Vote 9 - [NAME OF VOTE 9]		-	-	-	-	-	-	-	-	-
Vote 10 - [NAME OF VOTE 10]		-	-	-	-	-	-	-	-	-
Vote 11 - [NAME OF VOTE 11]		-	-	-	-	-	-	-	-	-
Vote 12 - [NAME OF VOTE 12]		-	-	-	-	-	-	-	-	-
Vote 13 - [NAME OF VOTE 13]		-	-	-	-	-	-	-	-	-
Vote 14 - [NAME OF VOTE 14]		-	-	-	-	-	-	-	-	-
Vote 15 - [NAME OF VOTE 15]		-	-	-	-	-	-	-	-	-
<b>Total Revenue by Vote</b>	2	<b>225,922</b>	<b>230,971</b>	<b>244,576</b>	<b>5,715</b>	<b>248,062</b>	<b>244,576</b>	<b>3,506</b>	<b>1.4%</b>	<b>244,576</b>
<b>Expenditure by Vote</b>	1									
Vote 1 - Executive and Council		21,261	23,798	23,861	2,359	22,113	23,861	(1,747)	-7.3%	23,861
Vote 2 - Budget and Treasury		56,626	77,154	71,078	4,536	52,124	71,078	(18,954)	-26.7%	71,078
Vote 3 - Corporate Services		22,382	24,257	25,749	2,626	22,924	25,749	(2,825)	-11.0%	25,749
Vote 4 - Community Services		24,214	34,292	34,509	4,059	26,039	34,509	(8,471)	-24.5%	34,509
Vote 5 - Public Works and Basic Services		41,584	38,939	45,574	6,661	38,935	45,574	(6,638)	-14.6%	45,574
Vote 6 - Planning and Development		3,547	4,835	4,745	648	4,142	4,745	(603)	-12.7%	4,745
Vote 7 - [NAME OF VOTE 7]		-	-	-	-	-	-	-	-	-
Vote 8 - [NAME OF VOTE 8]		-	-	-	-	-	-	-	-	-
Vote 9 - [NAME OF VOTE 9]		-	-	-	-	-	-	-	-	-
Vote 10 - [NAME OF VOTE 10]		-	-	-	-	-	-	-	-	-
Vote 11 - [NAME OF VOTE 11]		-	-	-	-	-	-	-	-	-
Vote 12 - [NAME OF VOTE 12]		-	-	-	-	-	-	-	-	-
Vote 13 - [NAME OF VOTE 13]		-	-	-	-	-	-	-	-	-
Vote 14 - [NAME OF VOTE 14]		-	-	-	-	-	-	-	-	-
Vote 15 - [NAME OF VOTE 15]		-	-	-	-	-	-	-	-	-
<b>Total Expenditure by Vote</b>	2	<b>169,614</b>	<b>203,276</b>	<b>205,516</b>	<b>20,889</b>	<b>166,277</b>	<b>205,516</b>	<b>(39,239)</b>	<b>-19.1%</b>	<b>205,516</b>
<b>Surplus/ (Deficit) for the year</b>	2	<b>56,308</b>	<b>27,695</b>	<b>39,059</b>	<b>(15,174)</b>	<b>81,805</b>	<b>39,059</b>	<b>42,746</b>	<b>109.4%</b>	<b>39,059</b>



Table C4 This schedule provides information on the planned revenue and operational expenditures against the actual results for the period ending 30 June 2021.

KZN436 Dr Nkosazana Dlamini Zuma - Table C4 Monthly Budget Statement - Financial Performance (revenue and expenditure) - M12 June										
Description	Ref	2019/20	Budget Year 2020/21							
		Audited Outcome	Original Budget	Adjusted Budget	Monthly actual	YearTD actual	YearTD budget	YTD variance	YTD variance %	Full Year Forecast
<b>Revenue By Source</b>										
Property rates		33,001	34,425	28,649	(93)	31,495	28,649	2,846	10%	28,649
Service charges - electricity revenue		-	-	-	-	-	-	-	-	-
Service charges - water revenue		-	-	-	-	-	-	-	-	-
Service charges - sanitation revenue		-	-	-	-	-	-	-	-	-
Service charges - refuse revenue		3,423	3,608	3,893	566	3,823	3,893	(70)	-2%	3,893
Service charges - other		-	-	-	-	-	-	-	-	-
Rental of facilities and equipment		836	831	831	44	903	831	71	9%	831
Interest earned - external investments		8,172	8,090	6,100	728	6,403	6,100	303	5%	6,100
Interest earned - outstanding debtors		3,132	2,294	4,283	466	5,355	4,283	1,072	25%	4,283
Dividends received		-	-	-	-	-	-	-	-	-
Fines, penalties and forfeits		2,552	726	726	74	1,492	726	766	106%	726
Licences and permits		493	753	503	28	416	503	(87)	-17%	503
Agency services		-	32	409	-	306	409	(103)	-25%	409
Transfers and subsidies		135,794	143,838	168,944	360	168,530	168,944	(414)	0%	168,944
Other revenue		376	1,004	595	43	291	595	(304)	-51%	595
Gains on disposal of PPE		8,902	8,581	200	-	-	200	(200)	-100%	200
<b>Total Revenue (excluding capital transfers and contributions)</b>		<b>194,682</b>	<b>203,982</b>	<b>215,134</b>	<b>2,217</b>	<b>219,015</b>	<b>215,134</b>	<b>3,881</b>	<b>2%</b>	<b>215,134</b>
<b>Expenditure By Type</b>										
Employee related costs		58,124	70,219	70,219	5,537	63,872	70,219	(6,347)	-9%	70,219
Remuneration of councillors		11,598	11,901	11,901	966	11,598	11,901	(304)	-3%	11,901
Debt impairment		9,333	11,060	11,060	-	-	11,060	(11,060)	-100%	11,060
Depreciation & asset impairment		27,481	41,625	34,752	2,562	30,977	34,752	(3,775)	-11%	34,752
Finance charges		181	291	291	3	149	291	(143)	-49%	291
Bulk purchases		-	-	-	-	-	-	-	-	-
Other materials		1,986	3,998	5,295	1,447	2,669	5,295	(2,626)	-50%	5,295
Contracted services		34,836	33,860	40,173	6,725	30,928	40,173	(9,246)	-23%	40,173
Transfers and subsidies		1,496	1,980	2,537	87	2,046	2,537	(492)	-19%	2,537
Other expenditure		24,579	28,331	29,288	3,562	24,040	29,288	(5,248)	-18%	29,288
Loss on disposal of PPE		-	-	-	-	-	-	-	-	-
<b>Total Expenditure</b>		<b>169,614</b>	<b>203,276</b>	<b>205,516</b>	<b>20,889</b>	<b>166,277</b>	<b>205,516</b>	<b>(39,239)</b>	<b>-19%</b>	<b>205,516</b>
<b>Surplus/(Deficit)</b>										
Transfers and subsidies - capital (monetary allocations) (National / Provincial and District)		25,068	706	9,617	(18,672)	52,738	9,617	43,121	0	9,617
Transfers and subsidies - capital (monetary allocations) (National / Provincial Departmental Agencies, Households, Non-profit Institutions, Private Enterprises, Public Corporations, Higher Educational Institutions)		31,240	26,989	29,442	3,498	29,067	29,442	(375)	(0)	29,442
Transfers and subsidies - capital (in-kind - all)		-	-	-	-	-	-	-	-	-
<b>Surplus/(Deficit) after capital transfers &amp; contributions</b>		<b>56,308</b>	<b>27,695</b>	<b>39,059</b>	<b>(15,174)</b>	<b>81,805</b>	<b>39,059</b>			<b>39,059</b>
Taxation		-	-	-	-	-	-	-	-	-
<b>Surplus/(Deficit) after taxation</b>		<b>56,308</b>	<b>27,695</b>	<b>39,059</b>	<b>(15,174)</b>	<b>81,805</b>	<b>39,059</b>			<b>39,059</b>
Attributable to minorities		-	-	-	-	-	-	-	-	-
<b>Surplus/(Deficit) attributable to municipality</b>		<b>56,308</b>	<b>27,695</b>	<b>39,059</b>	<b>(15,174)</b>	<b>81,805</b>	<b>39,059</b>			<b>39,059</b>
Share of surplus/ (deficit) of associate		-	-	-	-	-	-	-	-	-
<b>Surplus/ (Deficit) for the year</b>		<b>56,308</b>	<b>27,695</b>	<b>39,059</b>	<b>(15,174)</b>	<b>81,805</b>	<b>39,059</b>			<b>39,059</b>

In terms of Fourth quarter 2021 Monthly Budget & Performance assessment, the actual billed and/or collected to date is R 219 million inclusive of operational transfers and subsidies against YTD budget of R 215, 1 million, this reflects a revenue variance against the period budget of 2% and that is reflecting a good performance against period target.

The operating expenditure budget as at 30 June 2021 is R 166, 3 million against a YTD Actual of R 205, 5 million and that is reflecting a variance of -19%, this indicates an under-spending against the period budget, when measured against the annual budget reflect a spending of 81% of the total operating budget. The operating surplus for the period is R52,7 million before Capital transfers and contributions

## Capital Expenditure

Table C5 below reports on the capital expenditures by departments (municipal vote) and also by standard classification. The bottom part of the schedule looks at the funding sources of the capital projects. The Capital expenditure report shown in attached C Schedule Table C5 has been prepared on the basis of the format required to be lodged electronically with National Treasury, and is categorised by municipal vote. The summary report indicates the following:

KZN436 Dr Nkosazana Dlamini Zuma - Table C5 Monthly Budget Statement - Capital Expenditure (municipal vote, functional classification and funding) - M12 June										
Vote Description	Ref	2019/20			Budget Year 2020/21					
		Audited Outcome	Original Budget	Adjusted Budget	Monthly actual	YearTD actual	YearTD budget	YTD variance	YTD variance %	Full Year Forecast
R thousands	1									
<b>Multi-Year expenditure appropriation</b>	2									
Vote 1 - Executive and Council		-	-	-	-	-	-	-	-	
Vote 2 - Budget and Treasury		-	-	-	-	-	-	-	-	
Vote 3 - Corporate Services		-	-	-	-	-	-	-	-	
Vote 4 - Community Services		-	-	-	-	-	-	-	-	
Vote 5 - Public Works and Basic Services		1,980	-	5,250	-	5,250	(5,250)	-100%	5,250	
Vote 6 - Planning and Development		21,920	26,290	32,969	5,055	19,410	32,969	(13,559)	-41%	32,969
Vote 7 - [NAME OF VOTE 7]		-	-	-	-	-	-	-	-	
Vote 8 - [NAME OF VOTE 8]		-	-	-	-	-	-	-	-	
Vote 9 - [NAME OF VOTE 9]		-	-	-	-	-	-	-	-	
Vote 10 - [NAME OF VOTE 10]		-	-	-	-	-	-	-	-	
Vote 11 - [NAME OF VOTE 11]		-	-	-	-	-	-	-	-	
Vote 12 - [NAME OF VOTE 12]		-	-	-	-	-	-	-	-	
Vote 13 - [NAME OF VOTE 13]		-	-	-	-	-	-	-	-	
Vote 14 - [NAME OF VOTE 14]		-	-	-	-	-	-	-	-	
Vote 15 - [NAME OF VOTE 15]		-	-	-	-	-	-	-	-	
<b>Total Capital Multi-year expenditure</b>	4,7	23,900	26,290	38,219	5,055	19,410	38,219	(18,809)	-49%	38,219
<b>Single Year expenditure appropriation</b>	2									
Vote 1 - Executive and Council		177	577	732	13	129	732	(603)	-82%	732
Vote 2 - Budget and Treasury		780	360	426	1	394	426	(32)	-7%	426
Vote 3 - Corporate Services		1,071	891	1,061	188	419	1,061	(642)	-61%	1,061
Vote 4 - Community Services		6,902	10,276	10,659	2,566	4,702	10,659	(5,958)	-56%	10,659
Vote 5 - Public Works and Basic Services		44,430	82,753	88,341	18,483	48,893	68,341	(19,448)	-28%	68,341
Vote 6 - Planning and Development		29	130	170	-	65	170	(105)	-82%	170
Vote 7 - [NAME OF VOTE 7]		-	-	-	-	-	-	-	-	
Vote 8 - [NAME OF VOTE 8]		-	-	-	-	-	-	-	-	
Vote 9 - [NAME OF VOTE 9]		-	-	-	-	-	-	-	-	
Vote 10 - [NAME OF VOTE 10]		-	-	-	-	-	-	-	-	
Vote 11 - [NAME OF VOTE 11]		-	-	-	-	-	-	-	-	
Vote 12 - [NAME OF VOTE 12]		-	-	-	-	-	-	-	-	
Vote 13 - [NAME OF VOTE 13]		-	-	-	-	-	-	-	-	
Vote 14 - [NAME OF VOTE 14]		-	-	-	-	-	-	-	-	
Vote 15 - [NAME OF VOTE 15]		-	-	-	-	-	-	-	-	
<b>Total Capital single-year expenditure</b>	4	53,387	74,787	81,389	21,233	54,602	81,389	(26,787)	-33%	81,389
<b>Total Capital Expenditure</b>	3	77,287	101,077	119,608	26,287	74,012	119,608	(45,596)	-38%	119,608
<b>Capital Expenditure - Functional Classification</b>										
<b>Governance and administration</b>		2,027	2,376	2,967	260	1,019	2,967	(1,948)	-66%	2,967
Executive and council		177	577	732	13	129	732	(603)	-82%	732
Finance and administration		1,850	1,799	2,235	247	890	2,235	(1,345)	-60%	2,235
Internal audit		-	-	-	-	-	-	-	-	
<b>Community and public safety</b>		9,074	10,826	16,459	2,566	4,702	16,459	(11,753)	-71%	16,459
Community and social services		2,893	1,816	1,816	-	167	1,816	(1,649)	-91%	1,816
Sport and recreation		-	-	-	-	-	-	-	-	
Public safety		-	-	-	-	-	-	-	-	
Housing		6,181	9,010	14,643	2,566	4,534	14,643	(10,109)	-69%	14,643
Health		-	-	-	-	-	-	-	-	
<b>Economic and environmental services</b>		65,186	87,876	96,772	23,461	68,291	96,772	(28,481)	-29%	96,772
Planning and development		65,988	83,384	92,310	23,430	68,054	92,310	(24,246)	-26%	92,310
Road transport		198	4,491	4,462	31	228	4,462	(4,234)	-95%	4,462
Environmental protection		-	-	-	-	-	-	-	-	
<b>Trading services</b>		-	-	3,409	-	-	3,409	(3,409)	-100%	3,409
Energy sources		-	-	-	-	-	-	-	-	
Water management		-	-	-	-	-	-	-	-	
Waste water management		-	-	2,516	-	-	2,516	(2,516)	-100%	2,516
Waste management		-	-	894	-	-	894	(894)	-100%	894
<b>Other</b>		-	-	-	-	-	-	-	-	
<b>Total Capital Expenditure - Functional Classification</b>	3	77,287	101,077	119,608	26,287	74,012	119,608	(45,596)	-38%	119,608
<b>Funded by:</b>										
National Government:		32,067	26,889	26,658	5,298	25,564	26,658	(1,094)	-4%	26,658
Provincial Government		1,576	85	2,784	-	2,409	2,784	(375)	-13%	2,784
District Municipality		-	-	-	-	-	-	-	-	
Other transfers and grants		-	-	-	-	-	-	-	-	
Transfers recognised - capital		33,643	27,074	29,442	5,298	27,973	29,442	(1,469)	-5%	29,442
Public contributions & donations		-	-	-	-	-	-	-	-	
Borrowing		-	-	-	-	-	-	-	-	
Internally generated funds		44,242	74,003	90,166	20,990	46,039	90,166	(44,127)	-49%	90,166
<b>Total Capital Funding</b>		77,885	101,077	119,608	26,287	74,012	119,608	(45,596)	-38%	119,608

### Grants Funded Capital

- The Capital grant allocation for the financial year was R 26,9 million and was adjusted to R 26,6 million during the year as per Revised Dora. In the month of June 2021, we spent R 3,5 million and R 24,4 million (96%) YTD Vat exclusive).
- The MIG YTD expenditure is 96%.
- Integrated National Electrification Programme (INEP) of R 6.9 was adjusted to R 6 million during adjustment budget in February. Additional R2 ,4 million was allocated and received by the municipality in June 2021. The grant reflects R 8,4 million (100% YTD) expenditures at the end of June 2021.
- Expenditure against the rollover of the library grant is R 2.4 million against budget of R 2,4 million.
- A rollover application of R 500 000 for Capacity Building grant was approved. The expenditure for the June 2021 is R 168,000 and that is R 420,000 (84%, YTD)
- Last year the municipality entered in the competition for the Greenest Municipality Award and was awarded with an amount of R 375 000 for complying with all prescripts for Waste Management and the additional amount was adjusted at the end of June 2021, and the rollover application will be made for this grant.

### Internal Funded Capital

- unfortunately, there is under spending of approximately 49% as at 30 June 2021 in the internal funding, the municipality has only spent 51% of its overall internal budget. The overall percentage of capital expenditure is 69% as at the end of June 2021(Incl. INEP and Housing Project). The major contributors are as follows:  
declined the appointments by service providers the SCM is busy with the process of selecting the second suitable service provider.
- **Centocow Taxi Rank phase 2** - The project is 30% complete. The work has resumed and the contractor is working onsite, doing deep excavations for the foundations for columns. Huge positive milestones are expected at the end of June 2021.
- **Himeville business hives** - The project is 5% complete. The budget was reduced and diverted during the adjustment budget. The project is currently on hold because of the rezoning. The Municipality is engaging with the site owner to solve the problem.
- **Sdangeni Bridge** - There was a site inspection with EDTEA and Municipal technical team from on the 9th of March 2021. We are now waiting for records of decision from EDTEA which they promised to be available by no later than 15 April 2021, however the records were still not available at the end of April 2021 reporting time. 80% of the project budget has been differed to 2022/23 financial year.

- **Creighton Artificial Sport field** - The project was delayed by the Zoning process which is currently underway. The project is at the evaluation stage, for the appointment of service provider. 90% of the project budget has been differed to 2022/23 financial year.
- **Construction of fire station** - The projects was delayed by the Zoning process which is currently underway. The project is at the evaluation stage, for the appointment of service provider
- **Storm Water (All 15 Wards)** - The appointment of the contractor has been made and the service provider has supplied and delivered all storm water
- **Renewal of gravel access roads (all 15 wards)** - Additional R15 million to regravell roads was made available during the adjustment budget. The contractor has been appointed and the site handover was conducted.
- **Upgrading of Underberg town phase 1** – Additional budget was made available during the Special Adjustment Budget. The designs have been finalized and the established-on site at the beginning of May 2021. The project is practical complete.
- **Upgrading of Bulwer town phase 1** – Delays by DOT in obtaining approval and in the materials supply due to covid 19. The project is 75 percent complete.
- **Upgrading of Creighton town phase 1** – Delays by DOT in obtaining approval and in the materials supply due to covid 19. The project is 75 percent complete.

**Table A – Capital expenditure Source**

<b>FUNDING SOURCE</b>	<b>2020/21 ADJUSTED BUDGET R'000</b>	<b>YTD Budget 30/06/2021</b>	<b>YTD Actual Expenditure AS AT 30/06/2021</b>	<b>Balances</b>	<b>% Spent</b>
MIG	26 658 000	26 658 000	25 564 286	1 093 713,66	96%
INTERNAL	92 949 887	92 949 887	48 447 996	44 501 891	52%
<b>TOTAL CAPEX</b>	<b>119 607 887</b>	<b>119 607 887</b>	<b>74 012 282</b>	<b>45 595 605</b>	<b>62%</b>
INEP	8 400 000	8 400 000	8 400 000,00	-	100%
BHIDLA HOUSING PROJECT	25 795 078	25 795 078	24 174 164	1 620 914	94%
<b>TOTAL INCLUDING INEP AND HOUSING</b>	<b>153 802 965</b>	<b>153 802 965</b>	<b>106 586 447</b>	<b>47 216 518</b>	<b>69%</b>

**Table A** above presents similar information as table C5 the difference is that table A includes expenditure for Housing projects and Electrification projects that is not included on table C5 because in the construction process the municipality acts as an agent in terms of the service level agreement with Eskom and Housing Department.

**Table A** above presents similar information as table C5 the difference is that table A includes expenditure for Housing projects and Electrification projects that is not included on table C5 because in the construction process the municipality acts as an agent in terms of the service level agreement with Eskom and Housing Department.

The total capital budget for the 2020/2021 financial year is R 153 ,5 million inclusive of INEP and Housing grant, the MIG allocation is R 26 ,6 million. The cumulative capital expenditure for the period amounts to R 106,6 million or 69% to the total budget. The municipality anticipate to spend 100% of the total capital budget as at the end of the financial year. Therefore, the spending is sitting at 69% as at 30 June 2021 because of the delays caused by national lockdown in challenges experienced in some projects in which has been adjusted during the adjustment budget that has been approved.

### **2.3 Material variances over 5 percent - Revenue and Expenditure are explained below.**

#### **The main contributing factors to the over collection/billing include the following:**

The YTD Operating Revenue for the 2020/21 financial year is R 215,1 million against YTD actual of R 219 million which implies that the municipality has received more revenue than anticipated

The reasons for the variances will be discussed with reference to Table C4 of the Budget Statement Table, and is explained as follows

- **Property Rates:** (10%) because of the proposed Covid 19 Rebate which has been budgeted for implementation in the current year and implementation has been withdrawn due to the absence of the advice from COGTA with regards to the rebate.
- **Interest on External Investments:** (5%) from the budget revenue. The variance is the results of timing of investment recognition. The bank statements are received on the 1<sup>st</sup> of each month and the interest is then captured on the financial system.
- **Rental on Facilities and Equipment:** (9%) which is more than anticipated because all the vacant rooms in the municipal staff houses used for staff accommodation are occupied.
- **Interest earned on outstanding debtors:**(25%) is as the result of an increase in outstanding amount owed by debtors as a result of COVID-19 as some business and individuals did not have income and could not pay rates during the nationwide lockdown and after it as some businesses are still recovering especially those in the Tourism & Hospitality sector.
- **Fines, Penalties, Forfeits:** they (106%) more traffic fines were issued than anticipated.

- **Licenses and Permits:**(-17%) it is because of a decrease in the number of people making bookings for Learners Licenses due to COVID-19 as people are still avoiding activities that will need them to meet with people from different areas.
- **Agency Services:** reflects a negative variance of 25% for the month.
- **Other Revenue:**(-51%) Most Bidders prefer downloading tender documents than buying them from the municipality. Hall hire bookings has decrease due to Covid-19 rebates restrictions.
- **Gains and disposal on PPE:** (-100) the auction where the PPE were to be sold was delayed

#### Operating Expenditure material variances

The YTD Operating Expenditure for the 2020/21 financial year is R 166,3 million against YTD budget of R 205,5 million which implies that the municipality has a negative variance of R 39,239 million in expenditure arising from different line items.

The reasons for the variances will be discussed with reference to Table C4 of the Budget Statement Table, and is explained as follows

- **Employee related cost:** (-9%) the variance is a result of the timing of filing of vacant positions.
- **Debt impairment:** (-100%) expenditure will be recognised at the end of the financial year. Debt impairment relates to long overdue customer accounts over 90 days. It is a non-cash item and is budgeted at a rate being the difference of the cash the municipality intends to collect and what is not collectable from customers.
- Items included in this category are bad debts written off which at the time of compiling report, there were no provisions recorded on the financial system resulting in this variance
- **Depreciation and Impairments:**(-11%) due to delays in completion of the prior year projects which effect the capitalisation and subsequent depreciation of the assets.
- It is therefore the sooner the prior year projects are completed, the sooner the variance will be eliminated.
- **Finance charges:** (-49%) at the of month, the interest will be made on the specific times during the financial year, hence the variance.
- **Other Materials:** (-50%) underspending in various line items across the municipality because of the suspension of procurement and programmes due to covid-19.
- **Contracted Services:**(-23%) underspending in various line items across the municipality because of the suspension of procurement and programmes due to covid-19.
- **Transfers and Subsidies:**(-19%) at the end of the month, this is based on the number of people who collected the free basic electricity.

- **Other Expenditure: (-18%)** at the end of the month, as the results of conditions impose by Covid 19 regulations which has negative impact on the other programmes. The timing of the projects.
- **Capital Expenditure material variances**

The YTD Capital Expenditure for the 2020/21 financial year is R 74 million against YTD budget of R 119,6 million which implies that the capital expenditure incurred is significantly below the projection.

**Capital Expenditure: (-38%)** variance is due to delays in implementing projects as a result of the Covid-19 restrictions, rezoning processes as well as the delays in Environmental Impact Assessment.

The detailed report for Capital Projects is attached as Appendix C (1) and detailed material variances on capital expenditure is attached as an annexure in the report.

## PART 2 – SUPPORTING DOCUMENTATION

### 2.1 Debtors Analysis

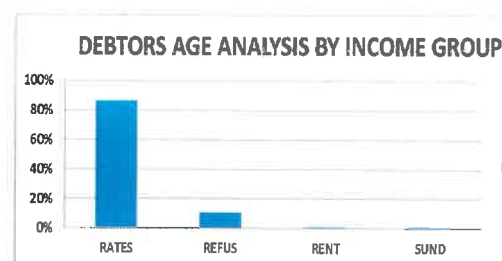
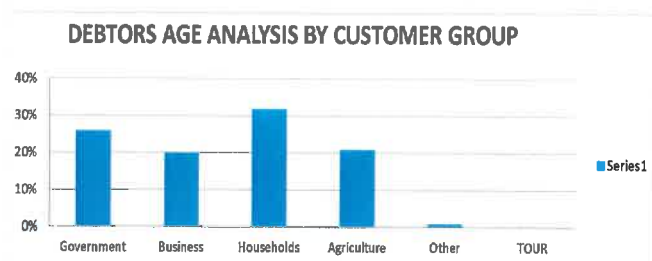
Table SC3 presented below summarises the Debtors Age Analysis as at 30 June 2021.

KZN436 Dr Nkosazana Dlamini Zuma - Supporting Table SC3 Monthly Budget Statement - aged debtors - M12 June														
Description	HT Code	Budget Year 2020/21										Total over 90 days	Actual Bad Debts Written Off against Debtors	Impairment - Bad Debts i.l.o Council Policy
		0-30 Days	31-60 Days	61-90 Days	91-120 Days	121-150 Dys	151-180 Dys	181 Dye-1 Yr	Over 1Yr	Total				
<b>R thousands</b>														
<b>Debtors Age Analysis By Income Source</b>														
Trade and Other Receivables from Exchange Transactions - Water	1200	-	-	-	-	-	-	-	-	-	-	-	-	-
Trade and Other Receivables from Exchange Transactions - Electricity	1300	-	-	-	-	-	-	-	-	-	-	-	-	-
Receivables from Non-exchange Transactions - Property Rates	1400	3,944	1,720	1,797	1,376	1,231	1,230	6,816	32,909	51,983	43,622	-	-	
Receivables from Exchange Transactions - Waste Water Management	1500	-	-	-	-	-	-	-	-	-	-	-	-	
Receivables from Exchange Transactions - Waste Management	1600	830	194	174	160	155	141	773	4,106	6,556	5,306	-	-	
Receivables from Exchange Transactions - Property Rental Debtors	1700	-	-	-	-	-	-	-	-	-	-	-	-	
Interest on Arrear Debtor Accounts	1810	-	-	-	20	37	53	640	15,324	16,075	16,075	-	-	
Recoverable unauthorised, irregular, fruitless and wasteful expenditure	1820	-	-	-	-	-	-	-	-	-	-	-	-	
Other	1900	4,621	70	70	76	66	69	244	2,116	11,909	2,572	-	-	
<b>Total By Income Source</b>	<b>2000</b>	<b>172</b>	<b>1,985</b>	<b>2,042</b>	<b>1,633</b>	<b>1,550</b>	<b>1,493</b>	<b>8,474</b>	<b>54,456</b>	<b>71,804</b>	<b>67,605</b>	<b>-</b>	<b>-</b>	
<b>2019/20 - totals only</b>														
<b>Debtors Age Analysis By Customer Group</b>														
Corgens of State	2200	(862)	493	471	466	473	465	2,818	20,276	24,631	24,628	-	-	
Commercial	2300	(63)	306	272	265	245	241	1,365	4,788	7,422	6,905	-	-	
Households	2400	1,251	913	1,087	668	641	607	3,333	21,478	28,578	26,728	-	-	
Other	2500	(153)	270	213	204	191	180	956	7,913	9,774	9,443	-	-	
<b>Total By Customer Group</b>	<b>2600</b>	<b>172</b>	<b>1,985</b>	<b>2,042</b>	<b>1,633</b>	<b>1,550</b>	<b>1,493</b>	<b>8,474</b>	<b>54,456</b>	<b>71,804</b>	<b>67,605</b>	<b>-</b>	<b>-</b>	

Table 2.2

## AGE ANALYSIS JUNE 2021

	0-30 Days	30-60 Days	60-90 Days	90-120 Days	Older than 120 Day	Total	Debtor's in %
<b>Debtors Age Analysis by Income Group</b>							
RATES	2,457,920.15	1,895,206.45	1,720,413.20	1,797,173.47	58,965,795.06	66,836,508.33	87%
REFUS	622,692.84	230,081.81	193,770.80	174,383.02	7,193,550.97	8,414,479.44	11%
RENT	77,416.69	70,441.37	70,441.37	70,441.37	739,518.84	1,028,259.84	1%
SUND					706,067.71	706,067.71	1%
	3,158,029.88	2,195,729.63	1,984,625.37	2,041,997.86	67,604,932.58	76,985,315.32	100%
<b>Debtors Age Analysis by Customer Group</b>							
Government	415,088.74	392,452.91	386,552.02	383,496.77	19,125,530.32	20,703,120.76	27%
Business	260,307.15	198,204.96	132,744.21	109,211.22	6,753,564.14	7,454,031.68	10%
Households	1,704,173.69	994,026.95	916,579.17	1,089,636.19	26,777,109.02	31,481,525.02	41%
Agriculture	755,273.76	590,258.66	528,311.40	439,215.14	13,698,258.83	16,011,317.79	21%
Other	23,186.54	20,786.15	20,438.57	20,438.54	1,250,470.27	1,335,320.07	2%
<b>Total by Customer group</b>	<b>3,158,029.88</b>	<b>2,195,729.63</b>	<b>1,984,625.37</b>	<b>2,041,997.86</b>	<b>67,604,932.58</b>	<b>76,985,315.32</b>	<b>100%</b>



The debtor book value amounted to R 76,985,315.32 million and the debtor's collection is 68% as at June 2021.

The debt is made up of the following:

- 1) Government: R 20,703,120.76
  - 2) Business: R 7,454,031.68
  - 3) Households: R 31,481,525.02
  - 4) Agriculture: R 16,011,317.79
  - 5) Other: R 1,335,320.07
- Consumer debtors amount to R 71,804,023.64 including accounts with credit balances as at the end of June 2021. This indicates an increase of R 10,080,689.39 from June 2020 in which was R 61,723,334.25.
  - The majority of debtors under this category is over 120 days and above, the matters have results in legal processes, estate late matters which pose a challenge as regards to debt collection. There are also certain accounts which are under query for various reasons, namely verification of government accounts prior to payment. The most significant debtors are reported to MANCO and Finance Portfolio Committee.
  - The credit control measures for collection are implemented especially for old debt The municipality has attorneys to assist with collection of long outstanding debt when all internal processes have been exhausted. The process was affected by the national lockdown as it became a challenge to do site visits to customers with long outstanding debt, delivering



letters of demand and obtain customer latest contact information. An incentive scheme was introduced in the month of March 2020 to encourage customers to make payment to qualify for write off on penalties up to 100% but the process was also affected by the lockdown. Once the debt management incentive scheme is implemented it will improve cashflow for the Dr Nkosazana Dlamini Zuma Local Municipality for the upcoming years.

- Revenue and debt collection unit has noted that more people are paying for their accounts since a dual collection strategy has been implemented (debt collection process is done both inhouse and supplemented by legal attorneys).

**2.2 Creditors Age Analysis**

The municipality does not have creditors age analysis, as the municipality makes an extra effort that creditors are paid within 30 days as per MFMA. The balance of trade payables for the month of June 2021 is R 16,690,762.90 there were no overdue outstanding invoices.

**2.3 Cash and cash equivalents**

The YTD interest received from investments is R 6 ,4 million as at the end of June 2021. The cash bank balance as at 30 June 2021 amounted to R 3,7 million and short-term investments amounted to R 155.5 million with a total cash and cash equivalents of R 159.2 million. The cash coverage ratio as at 30 June 2021 is 8:1. This indicates that the municipality as at 30 June 2021 had sufficient cash to operate for a period more than 3 months without receiving grants to cover operating costs. The norm as set out in the uniform financial ratios and norms circular 71 is 1 to 3 months. The investment register with full details of accounts is attached as an annexure to the report.

**Table below indicate the municipality's cash and cash equivalents and summary of investments for all banks that the municipality invested with.**

**Table 2.3**

FNB	39,204,104.19
NED BANK	30,094,599.60
INVESTEC	10,254,896.55
STANDARD BANK	45,719,079.77
ABSA BUSINESS BANK	30,210,779.90
PRIMARY ACCOUNT	2,670,460.50
FNB CALL ACCOUNT	1,020,393.22
<b>Cash and Cash Equivalents</b>	<b>159,174,313.73</b>

## 2.4 Conditional Grants Allocation and Grant receipts and Expenditure

All of conditional grant allocations were received and the municipality had a roll-over of R 8.7 million at the beginning of the financial year, which have been included in the adjustment budget. The table below indicate the total spending of R 70,4 million as at 30 June 2021.

**Table 2.4**

DR NKOSAZANA DLAMINI-ZUMA LOCAL MUNICIPALITY										
GRANTS SUMMARY JUNE 2020-2021										
GRANT NAME	Vote Number	Adjusted Budget 2020/2021	ROLL- OVER/OPENING BALANCE	APPROVED ROLLOVER BY NATIONAL TREASURY	TOTAL RECEIVED/ROLL OVER	TOTAL SPENT TO DATE	TOTAL UNSPENT TO DATE	TOTAL UNSPENT VS RECEIVED/ROLLOV ER ALLOCATION	TB/GL Balance	Difference
<b>NATIONAL TREASURY GRANTS</b>										
MIG	30311071180/1/2	26,658,000.00	-	-	26,658,000.00	26,658,000.00	0.00	0.00	0.00	-
FMG	30311070010/1/2	2,000,000.00	-	-	2,000,000.00	2,000,000.00	0.00	0.00	0.00	-
EPWP	30311070280/1/2	2,513,000.00	-	-	2,513,000.00	2,513,000.00	-	0.00	-	0.00
ELECTRIFICATION GRANT	30311073090/1/2	8,400,000.00	-	-	8,400,000.00	8,400,000.00	0.00	0.00	0.00	-
<b>SUB-TOTAL</b>		<b>39,571,000.00</b>	<b>-</b>	<b>-</b>	<b>39,571,000.00</b>	<b>39,571,000.00</b>	<b>0.00</b>	<b>0.00</b>	<b>0.00</b>	<b>0.00</b>
<b>KZN PROVINCIAL GRANTS</b>										
LIBRARY SERVICE OPERATIONAL GRANT	30311073190/1/2	3,803,000.00	-	-	3,803,000.00	3,803,000.00	-	-	-	-
LIBRARY SERVICE CAPITAL GRANT	3031107320/1/2	-	2,409,049.79	2,409,049.79	2,409,049.79	2,409,049.79	0.00	0.00	0.00	-
CAPACITY BUILDING	30311073110/1/2	-	500,000.00	500,000.00	500,000.00	420,000.00	80,000.00	80,000.00	80,000.00	-
GREENEST MUNICIPAL AWARD	30311070190/1/2	375,000.00	-	-	375,000.00	-	375,000.00	375,000.00	375,000.00	-
<b>SUB-TOTAL</b>		<b>4,178,000.00</b>	<b>2,909,049.79</b>	<b>2,909,049.79</b>	<b>6,712,049.79</b>	<b>6,632,049.79</b>	<b>80,000.00</b>	<b>80,000.00</b>	<b>80,000.00</b>	<b>-</b>
<b>OTHER</b>										
ANTI-CORRUPTION GRANT	30311073140/1/2	-	171,343.00	171,343.00	171,343.00	37,360.00	133,983.00	133,983.00	133,983.00	-
Title Deeds Restoration Grant	30311070020/1/2	200,000.00	-	-	200,000.00	-	200,000.00	200,000.00	200,000.00	-
BHIDLA HOUSING PROJECT	30311072940/1/2	25,447,590.00	5,624,057.41	-	29,798,221.79	24,174,164.39	1,273,425.61	5,624,057.40	5,624,057.40	-
		<b>25,647,590.00</b>	<b>5,795,400.41</b>	<b>171,343.00</b>	<b>30,169,564.79</b>	<b>24,211,524.39</b>	<b>1,607,408.61</b>	<b>5,958,040.40</b>	<b>5,958,040.40</b>	<b>-</b>
<b>TOTAL GRANTS</b>		<b>69,396,590.00</b>	<b>8,704,450.20</b>	<b>3,080,392.79</b>	<b>76,452,614.58</b>	<b>70,414,574.17</b>	<b>1,687,408.61</b>	<b>6,038,040.40</b>	<b>6,038,040.40</b>	<b>0.00</b>

## 2.5 Councillor and Staff Benefits

### Table SC8 presents the expenditure of councillor and staff benefits at 30 June 2021

The table SC8 below for monthly budget statement Councillor and staff Benefit shows the detailed spending of staff salaries and wages and Councillor's remuneration.

KZN436 Dr Nkosazana Dlamini Zuma - Supporting Table SC8 Monthly Budget Statement - councillor and staff benefits - M12 June										
Summary of Employee and Councillor remuneration	Ref	2019/20		Budget Year 2020/21						
		Audited Outcome	Original Budget	Adjusted Budget	Monthly actual	YearTD actual	YearTD budget	YTD variance	YTD variance %	Full Year Forecast
R thousands		A	B	C						D
<b>Councillors (Political Office Bearers plus Other)</b>										
Basic Salaries and Wages		8,171	8,256	8,256	673	8,081	8,256	(175)	-2%	8,256
Pension and UIF Contributions		1,107	1,166	1,166	95	1,141	1,166	(25)	-2%	1,166
Medical Aid Contributions		-	-	-	-	-	-	-	-	-
Motor Vehicle Allowance		1,031	1,112	1,112	91	1,088	1,112	(24)	-2%	1,112
Cellphone Allowance		1,288	1,368	1,368	107	1,288	1,368	(80)	-6%	1,368
Housing Allowances		-	-	-	-	-	-	-	-	-
Other benefits and allowances		-	-	-	-	-	-	-	-	-
<b>Sub Total - Councillors</b>		<b>11,598</b>	<b>11,901</b>	<b>11,901</b>	<b>966</b>	<b>11,598</b>	<b>11,901</b>	<b>(304)</b>	<b>-3%</b>	<b>11,901</b>
<b>% Increase</b>	4		<b>2.6%</b>	<b>2.6%</b>						<b>2.6%</b>
<b>Senior Managers of the Municipality</b>										
Basic Salaries and Wages		4,524	4,606	4,606	374	4,480	4,606	(126)	-3%	4,606
Pension and UIF Contributions		7	178	178	13	115	178	(63)	-35%	178
Medical Aid Contributions		58	61	61	4	55	61	(6)	-10%	61
Overtime		-	-	-	-	-	-	-	-	-
Performance Bonus		431	209	209	493	562	209	353	169%	209
Motor Vehicle Allowance		330	471	471	28	330	471	(141)	-30%	471
Cellphone Allowance		-	-	-	-	-	-	-	-	-
Housing Allowances		80	84	84	7	80	84	(5)	-6%	84
Other benefits and allowances		193	224	224	11	40	224	(184)	-82%	224
Payments in lieu of leave		-	-	-	-	-	-	-	-	-
Long service awards		-	-	-	-	-	-	-	-	-
Post-retirement benefit obligations		-	-	-	-	-	-	-	-	-
<b>Sub Total - Senior Managers of Municipality</b>		<b>5,823</b>	<b>5,834</b>	<b>5,834</b>	<b>930</b>	<b>5,662</b>	<b>5,834</b>	<b>(172)</b>	<b>-3%</b>	<b>5,834</b>
<b>% Increase</b>	4		<b>3.7%</b>	<b>3.7%</b>						<b>3.7%</b>
<b>Other Municipal Staff</b>										
Basic Salaries and Wages		37,381	46,577	46,577	3,554	42,097	46,577	(4,480)	-10%	46,577
Pension and UIF Contributions		5,896	7,271	7,271	599	6,906	7,271	(365)	-5%	7,271
Medical Aid Contributions		2,208	2,910	2,910	254	2,846	2,910	(65)	-2%	2,910
Overtime		1,308	2,005	2,005	203	2,308	2,005	302	15%	2,005
Performance Bonus		1,053	1,271	1,271	(47)	1,033	1,271	(238)	-19%	1,271
Motor Vehicle Allowance		28	-	-	-	-	-	-	-	-
Cellphone Allowance		-	-	-	-	-	-	-	-	-
Housing Allowances		94	481	481	10	110	481	(371)	-77%	481
Other benefits and allowances		2,731	3,366	3,366	33	2,396	3,366	(969)	-29%	3,366
Payments in lieu of leave		-	-	-	-	-	-	-	-	-
Long service awards		445	157	157	-	139	157	(18)	-11%	157
Post-retirement benefit obligations		1,358	348	348	-	377	348	29	8%	348
<b>Sub Total - Other Municipal Staff</b>		<b>52,501</b>	<b>64,386</b>	<b>64,386</b>	<b>4,607</b>	<b>58,210</b>	<b>64,386</b>	<b>(6,175)</b>	<b>-10%</b>	<b>64,386</b>
<b>% Increase</b>	4		<b>22.6%</b>	<b>22.6%</b>						<b>22.6%</b>
<b>Total Parent Municipality</b>		<b>69,722</b>	<b>82,121</b>	<b>82,121</b>	<b>6,504</b>	<b>75,470</b>	<b>82,121</b>	<b>(6,651)</b>	<b>-8%</b>	<b>82,121</b>

**Section 66** of the MFMA requires that the accounting officer of a municipality must report to Council in a prescribed format all expenditure incurred by the municipality on staff salaries, wages and benefits in a manner that discloses expenditure per type such as salaries contributions for pensions etc.

- As at 30 June 2021, 97% of the councillor's allowances budget was spent and 91% spent against employee related costs budget. As at 30 June 2021 the total salary cost represented 91% of YTD operating expenditure for the period.

## 2.6 Capital Expenditure Trend as at 30 June 2021

KZN436 Dr Nkosazana Dlamini Zuma - Supporting Table SC12 Monthly Budget Statement - capital expenditure trend - M12 June									
Month	2019/20	Budget Year 2020/21							
	Audited Outcome	Original Budget	Adjusted Budget	Monthly actual	YearTD actual	YearTD budget	YTD variance	YTD variance %	% spend of Original Budget
R thousands									
<b>Monthly expenditure performance trend</b>									
July	-	8,422	9,967	510	510	9,967	9,457	94.9%	1%
August	2,544	8,422	9,967	224	734	19,935	19,200	96.3%	1%
September	1,184	8,422	9,967	5,967	6,701	29,902	23,201	77.6%	7%
October	4,434	8,422	9,967	5,276	11,977	39,869	27,892	70.0%	12%
November	3,484	8,422	9,967	1,492	13,469	49,836	36,367	73.0%	13%
December	9,525	8,422	9,967	6,563	20,032	59,804	39,772	66.5%	20%
January	3,199	8,422	9,967	2,927	22,960	69,771	46,812	67.1%	23%
February	7,079	8,422	9,967	3,517	26,477	79,738	53,281	66.8%	26%
March	8,834	8,422	9,967	6,573	33,050	89,706	56,656	63.2%	33%
April	220	8,422	9,967	6,236	39,286	99,673	60,387	60.6%	39%
May	2,910	8,422	9,967	8,439	47,725	109,640	61,915	56.5%	47%
June	33,867	8,440	9,968	13,052	60,777	119,608	58,831	49.2%	60%
<b>Total Capital expenditure</b>	<b>77,287</b>	<b>101,077</b>	<b>119,608</b>	<b>60,777</b>					

## 2.7 Capital Expenditure on New Assets by Asset Class – 30 June 2021

KZN436 Dr Nkosazana Dlamini Zuma - Supporting Table SC13a Monthly Budget Statement - capital expenditure on new assets by asset class - M12 June										
Description	Ref	2019/20	Budget Year 2020/21							
		Audited Outcome	Original Budget	Adjusted Budget	Monthly actual	YearTD actual	YearTD budget	YTD variance	YTD variance %	Full Year Forecast
R thousands										
<b>Capital expenditure on new assets by Asset Class/Sub-class</b>										
<b>Infrastructure</b>		12,598	25,494	22,784	3,321	14,460	22,784	8,324	36.5%	22,784
Roads Infrastructure		12,598	25,494	22,784	3,321	14,460	22,784	8,324	36.5%	22,784
Roads		12,598	25,494	22,784	3,321	14,460	22,784	8,324	36.5%	22,784
Capital Spares		-	-	-	-	-	-	-	-	-
<b>Community Assets</b>		35,884	28,266	16,990	3,078	7,874	16,990	9,116	53.7%	16,990
Community Facilities		7,523	19,853	14,056	2,873	5,040	14,056	8,016	64.1%	14,056
Halls		2,921	7,336	1,892	506	1,233	1,892	659	34.8%	1,892
Centres		-	-	-	-	-	-	-	-	-
Crèches		4,056	1,027	1,235	252	611	1,235	624	50.5%	1,235
Clinics/Care Centres		-	-	-	-	-	-	-	-	-
Fire/Ambulance Stations		-	-	5,250	-	-	5,250	5,250	100.0%	5,250
Testing Stations		-	-	-	-	-	-	-	-	-
Police		-	-	-	-	-	-	-	-	-
Parks		-	80	180	-	-	180	180	100.0%	180
Public Open Space		-	-	-	-	-	-	-	-	-
Nature Reserves		-	-	-	-	-	-	-	-	-
Public Ablution Facilities		308	5,251	3,806	2,116	3,195	3,806	611	16.0%	3,806
Markets		238	5,459	950	-	-	950	950	100.0%	950
Airports		-	-	-	-	-	-	-	-	-
Taxi Ranks/Bus Terminals		-	500	743	-	-	743	743	100.0%	743
Capital Spares		-	-	-	-	-	-	-	-	-
Sport and Recreation Facilities		28,361	8,613	2,934	202	2,834	2,934	100	3.4%	2,934
Indoor Facilities		-	-	-	-	-	-	-	-	-
Outdoor Facilities		28,361	8,613	2,934	202	2,834	2,934	100	3.4%	2,934
Capital Spares		-	-	-	-	-	-	-	-	-
<b>Other assets</b>		338	8,248	3,418	77	77	3,418	3,341	97.7%	3,418
Operational Buildings		338	8,248	3,418	77	77	3,418	3,341	97.7%	3,418
Municipal Offices		338	8,248	3,418	77	77	3,418	3,341	97.7%	3,418
<b>Intangible Assets</b>		102	122	365	-	259	365	106	29.2%	365
Servitudes		-	-	-	-	-	-	-	-	-
Licences and Rights		102	122	365	-	259	365	106	29.2%	365
Solid Waste Licenses		-	-	-	-	-	-	-	-	-
Computer Software and Applications		102	122	245	-	139	245	106	43.4%	245
Lead Settlement Software Applications		-	-	-	-	-	-	-	-	-
Unspecified		-	-	120	-	120	120	-	-	120
<b>Computer Equipment</b>		456	1,219	827	172	646	827	181	21.9%	827
Computer Equipment		456	1,219	827	172	646	827	181	21.9%	827
<b>Furniture and Office Equipment</b>		2,246	2,363	2,383	32	356	2,383	2,027	85.1%	2,383
Furniture and Office Equipment		2,246	2,363	2,383	32	356	2,383	2,027	85.1%	2,383
<b>Machinery and Equipment</b>		2,122	4,915	5,563	199	788	5,563	4,775	85.8%	5,563
Machinery and Equipment		2,122	4,915	5,563	199	788	5,563	4,775	85.8%	5,563
<b>Transport Assets</b>		5,105	1,000	7,239	2,378	3,846	7,239	3,394	46.9%	7,239
Transport Assets		5,105	1,000	7,239	2,378	3,846	7,239	3,394	46.9%	7,239
Zoo's, Marine and Non-biological Animals		-	-	-	-	-	-	-	-	-
<b>Total Capital Expenditure on new assets</b>	1	<b>58,849</b>	<b>71,827</b>	<b>59,589</b>	<b>9,253</b>	<b>28,305</b>	<b>59,569</b>	<b>31,265</b>	<b>52.5%</b>	<b>59,569</b>

## 2.8 Capital Expenditure on Renewal of Existing Assets by Asset Class – 30 June 2021

KZN436 Dr Nkosazana Dlamini Zuma - Supporting Table SC13b Monthly Budget Statement - capital expenditure on renewal of existing assets by asset class -										
Description	Ref	2019/20	Budget Year 2020/21							
		Audited Outcome	Original Budget	Adjusted Budget	Monthly actual	YearTD actual	YearTD budget	YTD variance	YTD variance %	Full Year Forecast
R thousands										
<b>Capital expenditure on renewal of existing assets by Asset Class/Sub-class</b>										
<b>Infrastructure</b>		-	15,320	29,475	12,343	27,393	29,475	2,082	7.1%	29,475
Roads Infrastructure		-	15,320	29,475	12,343	27,393	29,475	2,082	7.1%	29,475
Roads		-	15,320	29,475	12,343	27,393	29,475	2,082	7.1%	29,475
<b>Zoo's, Marine and Non-biological Animals</b>		-	-	-	-	-	-	-	-	-
Zoo's, Marine and Non-biological Animals		-	-	-	-	-	-	-	-	-
<b>Total Capital Expenditure on renewal of existing assets</b>	<b>1</b>	<b>-</b>	<b>15,320</b>	<b>29,475</b>	<b>12,343</b>	<b>27,393</b>	<b>29,475</b>	<b>2,082</b>	<b>7.1%</b>	<b>29,475</b>

## 2.9 Capital expenditure on upgrading of existing assets by asset class - M12 June

KZN436 Dr Nkosazana Dlamini Zuma - Supporting Table SC13e Monthly Budget Statement - capital expenditure on upgrading of existing assets by asset class -										
Description	Ref	2019/20	Budget Year 2020/21							
		Audited Outcome	Original Budget	Adjusted Budget	Monthly actual	YearTD actual	YearTD budget	YTD variance	YTD variance %	Full Year Forecast
R thousands										
<b>Capital expenditure on upgrading of existing assets by Asset Class/Sub-class</b>										
<b>Infrastructure</b>		13,805	7,104	23,519	3,147	12,196	23,519	11,323	48.1%	23,519
Roads Infrastructure		13,805	7,104	23,519	3,147	12,196	23,519	11,323	48.1%	23,519
Roads		13,805	7,104	23,519	3,147	12,196	23,519	11,323	48.1%	23,519
Capital Spares		-	-	-	-	-	-	-	-	-
<b>Community Assets</b>		4,632	7,027	7,044	1,544	6,118	7,044	928	13.1%	7,044
Community Facilities		3,499	7,027	7,044	1,544	6,118	7,044	926	13.1%	7,044
Halls		-	-	-	-	-	-	-	-	-
Crèches		3,913	-	-	-	-	-	-	-	-
Theatres		-	-	-	-	-	-	-	-	-
Libraries		3,566	7,000	6,960	1,471	6,045	6,960	915	13.1%	6,960
Cemeteries/Crematoria		-	-	-	-	-	-	-	-	-
Airports		-	-	-	-	-	-	-	-	-
Taxi Ranks/Bus Terminals		(3,970)	27	84	73	73	84	11	13.0%	84
Capital Spares		-	-	-	-	-	-	-	-	-
Sport and Recreation Facilities		1,133	-	-	-	-	-	-	-	-
Indoor Facilities		-	-	-	-	-	-	-	-	-
Outdoor Facilities		1,133	-	-	-	-	-	-	-	-
<b>Zoo's, Marine and Non-biological Animals</b>		-	-	-	-	-	-	-	-	-
Zoo's, Marine and Non-biological Animals		-	-	-	-	-	-	-	-	-
<b>Total Capital Expenditure on upgrading of existing assets</b>	<b>1</b>	<b>18,438</b>	<b>14,131</b>	<b>30,563</b>	<b>4,691</b>	<b>18,315</b>	<b>30,563</b>	<b>12,249</b>	<b>40.1%</b>	<b>30,563</b>

### 3 Schedule C table

Schedule C table version 6.4 attached.

### 4 Progress on capital project

Project status report attached.

### 5 Municipal Manager's quality certification

Quality certificate attached.

Appendix B

Operating Revenue and Expenditure for May 2021

	Adjustment Budget 2020/2021	Month Budget	Month Actual Received/ Paid	Month Billing	YTD Billing	YTD actual Received/ paid	YTD Budget	% spend/ Received this month	% spend /Received YTD to date
Rates	28,648,930.00	2,387,410.83	2,533,680.42	3,290,598.75	33,623,173.99	29,875,919.35	28,648,930.00	106%	104%
Rates & Refuse Penalties	4,283,116.00	356,926.33	522,304.37	356,926.00	3,092,514.01	6,105,260.37	4,283,116.00	146%	143%
Service charges	3,893,188.00	324,432.33	565,760.66	324,432.00	3,402,408.51	3,822,897.66	3,893,188.00	174%	98%
Traffic fines	624,362.00	52,030.17	-	-	-	579,791.00	624,362.00	0%	93%
Licences and Permit	368,454.46	30,704.54	24,069.39	30,704.00	307,041.38	395,943.00	368,454.46	78%	107%
Learners Licences	129,392.00	10,782.67	3,203.46	-	-	6,059.00	129,392.00	30%	5%
Service charges: Sales: Licence & Permit	4,702.50	391.88	433.91	-	-	12,491.00	4,702.50	111%	266%
Valuation Appeal	9,063.29	756.27	-	-	-	-	9,063.29	0%	0%
Burial Fees	559.08	46.59	958.26	-	-	6,438.00	559.08	2057%	1152%
Shared Planner & Building Plan inspection fee	123,168.34	10,264.03	7,417.90	-	-	122,038.00	123,168.34	72%	99%
Rent of facilities and equipment	831,382.00	69,281.83	43,488.86	69,281.00	692,810.00	901,840.86	831,382.00	63%	108%
Refuse Garden	19,553.00	1,629.42	728,300.61	-	1,629.00	121.74	19,553.00	0%	1%
Interest received-External Investments	6,100,126.00	508,343.83	-	-	-	6,402,903.00	6,100,126.00	143%	105%
Government grants and subsidies	198,386,392.79	16,532,199.40	2043.48	-	-	198,386,392.79	198,386,392.79	0%	100%
Library lost books	873.82	72.82	17,693.05	-	-	3,249.00	873.82	2806%	372%
Pound income	101,700.00	8,475.00	9,372.78	-	-	162,612.00	101,700.00	209%	160%
Printing income	5,778.85	481.57	-	-	-	45,525.00	5,778.85	1946%	788%
Rates clearance certificates	6,855.20	571.27	-	-	-	390.45	6,855.20	0%	6%
Sale of hay	10,189.80	849.15	260.86	-	-	9,763.00	10,189.80	31%	96%
Tender deposits	214,079.00	17,839.92	5,060.00	-	-	73,902.00	214,079.00	28%	35%
Seta Training Refund	104,500.00	8,708.33	-	-	-	-	104,500.00	0%	0%
Disposal of PPE	200,000.00	16,666.67	-	-	-	-	200,000.00	0%	0%
Sundry income	100,000.00	8,333.33	17,978.38	-	-	29,148.00	100,000.00	216%	29%
Income for Agency Services	409,387.00	34,115.58	-	-	-	306,426.00	409,387.00	0%	75%
<b>TOTAL REVENUE</b>	<b>244,575,753.10</b>	<b>20,381,312.76</b>	<b>4,482,026.39</b>	<b>4,071,941.75</b>	<b>32,575,534.00</b>	<b>246,942,685.22</b>	<b>244,575,753.10</b>	<b>22%</b>	<b>101%</b>
Employee related costs	70,219,449.00	5,851,620.75	5,537,141.05	-	-	63,872,134.00	70,219,449.00	95%	91%
Remuneration of councillors	11,901,110.00	991,759.17	966,465.00	-	-	11,597,577.08	11,901,110.00	97%	97%
Provision for doubtful debts	11,059,933.00	921,661.08	-	-	-	-	11,059,933.00	0%	0%
Depreciation	34,751,568.00	2,895,964.00	2,562,266.00	-	-	30,976,980.00	34,751,568.00	88%	89%
Repairs and Maintenance	11,247,469.00	937,289.08	1,018,626.00	-	-	5,227,229.00	11,247,469.00	109%	46%
Finance costs	291,489.00	24,290.75	2,773.81	-	-	148,581.00	291,489.00	11%	51%
Contracted services	28,675,666.00	2,389,638.83	3,566,958.54	-	-	27,769,497.00	28,675,666.00	149%	97%
General expenses	37,369,629.00	3,114,135.75	4,207,618.40	-	-	27,865,960.00	37,369,629.00	135%	75%
<b>TOTAL EXPENDITURE</b>	<b>205,516,313.00</b>	<b>17,126,359.42</b>	<b>17,861,848.80</b>	<b>-</b>	<b>-</b>	<b>167,457,958.08</b>	<b>205,516,313.00</b>	<b>104%</b>	<b>81%</b>
<b>Net Surplus (Deficit)</b>	<b>39,059,440.10</b>	<b>3,254,953.34</b>	<b>-13,379,822.41</b>	<b>4,071,941.75</b>	<b>32,575,534.00</b>	<b>79,484,727.14</b>	<b>26,039,626.73</b>	<b>-82%</b>	<b>19%</b>

0000021

## Appendix C (1)

## Capital Project for 2020/2021

Name of Item	Source of Fund	Adjustment Budget 2020/2021	Actual spent for May 2021	YTD Actual Spent	% Spent YTD
<b>Covid-19 PROJECTS</b>					
Procurement Transport Assets-Covid 19	Covid	4,845,493	2,377,796	2,888,233	60%
Breathing Apparatus	Covid	348,450	167,250	167,250	48%
Procurement of Furniture and Equipment	Covid	85,000		20,600	24%
Disaster Management Centre	Covid	5,250,000			0%
Parkhome for Nurses	Covid	2,149,466			0%
<b>Underberg CBD Infrastructure upgrade</b>	Covid	<b>6,000,000</b>	<b>622,655</b>	<b>622,655</b>	<b>10%</b>
<b>TOTAL COVID-19 FUND</b>		<b>18,678,409</b>	<b>3,167,700</b>	<b>3,698,137</b>	<b>20%</b>
Chapter Access Road	Internal	3,751		3,751	100%
Zekeieni Access Road	Internal	4,572		4,572	100%
Nomandlovu Access Road	Internal	9,480		9,480	100%
Sdangeni Access Road	Internal	8,938		8,698	97%
Procurement of GPS Equipment	Internal	14,686		28,061	191%
Sawoti Sportfield	Internal	19,926		19,926	100%
Buyani Madlala Access Road	Internal	15,000			0%
Underberg Taxi Rank Upgrade	Internal	83,929	72,982	72,982	87%
External Computer Service-Software Licences	Internal	40,000		30,000	75%
Gobhogobho Hall	Internal	58,757		51,093	87%
Paving and Parking	Internal	60,000			0%
Procurement of Fiber Connection- Cable Network	Internal	80,000		72,929	91%
Procurement of Anti Virus	Internal	120,000		120,000	100%
Fencing- Parks and Cementries	Internal	120,000			0%
Himeville Asphalt Surfacing 1	Internal	175,381			0%
Procurement Installation of Cameras	Internal	200,000			0%
Guard house , Cemenry Toilets & Waste Site	Internal	220,000			0%
Procurement of Computer Software	Internal	205,205		108,729	53%
Upgrade of Underberg road	Internal	244,088			0%
Fresh Produce Market	Internal	250,000			0%
Build Sound System	Internal	300,000			0%
Building of Industrial Business Park/ Hub	Internal	300,000			0%
Safety & Fire Equipments	Internal	300,000			0%
Backup Generator	Internal	500,000			0%
Himeville Asphalt Surfacing Phase 2	Internal	572,987			0%
Bulwer Asphalt Road Phase 7	Internal	610,244			0%
Bus Shelters	Internal	742,786			0%
Gqumeni Creche	Internal	400,000	18,371	377,691	94%
Procurement of Transport assets	Internal	2,393,804		957,418	40%
Creighton Artificial Sportfield	Internal	705,000	150,675	700,675	99%
Municipal Offices	Internal	1,048,200	77,000	77,000	7%
Himeville Business Hives	Internal	700,000			0%
Underberg Town hall	Internal	1,003,359	192,876	869,565	87%
Procurement of Computer Equipment	Internal	826,855	171,522	645,630	78%
Sdangeni Bridge	Internal	1,390,647	248,901	248,901	18%
Procurement of Furniture and Equipment	Internal	1,718,000	31,682	262,927	15%
Creighton Library-Conversion of Maliyavuzza Rollover	Internal	2,409,050		2,409,050	100%
Storm Water Pipes	Internal	2,515,643			0%
Creighton CBD Infrastructure Upgrade	Internal	3,500,000		1,585,252	45%
Bulwer CBD Infrastructure upgrade	Internal	3,500,000	984,706	1,442,022	41%
Underberg Asphalt Roads ph 2	Internal	3,544,152	1,539,630	2,534,379	72%
Procurement of Plant and Equipment	Internal	4,400,000	31,783	592,653	13%
Creighton Asphalt Road 6	Internal	3,506,196			0%
Creighton Library-Conversion of Maliyavuzza	Internal	4,550,842	1,471,420	3,636,091	80%
Renewal of gravel access roads(all 15 wards)	Internal	29,300,000	12,342,993	27,393,024	93%
Cabazi Community Hall (Ward 4)	Internal	400,000	141,426	141,426	35%
Ndodeni Community Hall ( Ward 5)	Internal	400,000	141,426	141,426	35%
Sopholile Creche ( Ward 9)	Internal	400,000	102,256	102,256	26%
Lubovana Creche ( Ward 12 )	Internal	400,000	102,256	102,256	26%
<b>TOTAL INTERNAL FUNDED</b>		<b>74,271,478</b>	<b>17,821,904</b>	<b>44,749,859</b>	<b>60%</b>
Gqumeni Creche	MIG	6,037			0%
Bhidla Creche	MIG	28,648	28,648	28,648	100%
Solokohlo Community Hall	MIG	29,936	29,936	29,936	100%
Msameni Sportfield	MIG	51,397		51,397	100%
Dumabezwe Sportsfild	MIG	904,295		898,724	99%
Mquielwa Sportsfield	MIG	1,253,788	51,438	1,163,412	93%
Centocow shelter and Toilets	MIG	3,505,994	2,116,236	3,195,347	91%
Bulwer Asphalt Road Phase 7	MIG	4,762,039	1,055,868	4,559,040	96%
Connybrook Asphalt Surfacing Phase 4	MIG	4,622,789	1,133,675	4,362,604	94%
Himeville Asphalt Surfacing Phase 2	MIG	4,762,039	882,048	4,553,606	96%
Underberg Asphalt Road Phase 3	MIG	6,731,039		6,721,572	100%
<b>TOTAL MIG FUNDED</b>		<b>26,658,000</b>	<b>5,297,869</b>	<b>25,564,286</b>	<b>96%</b>
<b>Total Capital Expenditure</b>		<b>119,607,887</b>	<b>26,287,474</b>	<b>74,012,282</b>	<b>62%</b>
<b>Electrification Project 2019/2020</b>					
Electrification	INEP	8,400,000	2,294,801	8,400,000	100%
Bhidla Housing Projects	Housing	25,447,590		24,174,164	95%
<b>TOTAL CAPITAL EXPENDITURE INCLUDING INEP &amp; HOUSING</b>		<b>153,455,477</b>	<b>28,582,275</b>	<b>106,586,447</b>	<b>69%</b>

## KZN436 JUNE 2021 EXPENDITURE

Item	Description	Approved Annual Budget 2020/2021	Budget Month May	Actual Month May	Budget YTD (1Mth)	Actual YTD (1Mth)	Actual YTD %
<b>Item : Employee Related Costs - Wages</b>							
20800	Employee Relate:Senior Managem	939,155.00	78,273.00	75,930.32	939,155.00	912,495.00	97%
21000	Employee Relate:Senior Managem	66,126.00	5,516.00	167,420.00	66,126.00	167,420.00	253%
21700	Employee Relate:Senior Managem	191,250.00	15,943.00	15,000.00	191,250.00	180,000.00	94%
21900	SnrMan:Accom Travel&Incidental	100,000.00	8,337.00	9,012.30	100,000.00	15,405.00	15%
25300	Employee Relate:Senior Managem	938,344.00	78,199.00	78,259.08	938,344.00	930,618.00	99%
25500	Employee Relate:Senior Managem	54,268.00	4,526.00	89,656.92	54,268.00	89,656.00	165%
26000	Employee Relate:Senior Managem	84,475.00	7,046.00	6,625.50	84,475.00	79,506.00	94%
26200	Chief Financial Officer:Travel	25,500.00	2,125.00	2,000.00	25,500.00	24,000.00	94%
26400	Employee Relate:Senior Managem	60,000.00	5,000.00		60,000.00	-	0%
29800	Employee Relate:Senior Managem	951,975.00	79,334.00	78,326.76	951,975.00	939,921.00	99%
30000	Employee Relate:Senior Managem		-	89,656.92	-	89,656.00	0%
30700	Designation:Travel or Motor Ve	133,875.00	11,159.00	10,500.00	133,875.00	126,000.00	94%
30900	Employee Relate:Senior Managem	60,000.00	5,000.00		60,000.00	-	0%
34300	Employee Relate:Senior Managem	888,422.00	74,037.00	72,676.45	888,422.00	872,117.00	98%
34500	Employee Relate:Senior Managem	44,421.00	3,710.00	73,355.67	44,421.00	73,355.00	165%
35200	Employee Relate:Senior Managem	50,000.00	4,174.00		50,000.00	-	0%
35400	Designation:Accommodation, Tra		-	2,107.60	-	11,344.00	0%
38800	Employee Relate:Senior Managem	888,422.00	74,037.00	68,805.45	888,422.00	825,005.00	93%
39000	Employee Relate:Senior Managem	44,421.00	3,710.00	73,355.67	44,421.00	142,220.00	320%
39700	Employee Relate:Senior Managem	70,000.00	5,837.00		70,000.00	-	0%
39900	Designation:Accommodation, Tra		-		-	12,703.00	0%
99600	Employee Relate:Municipal Staf	46,576,821.00	3,881,485.00	3,554,262.39	46,576,821.00	42,096,903.00	90%
99800	Employee Relate:Municipal Staf	1,271,150.00	105,942.00	(46,650.88)	1,271,150.00	1,032,678.00	81%
100100	Employee Relate:Municipal Staf	840,000.00	70,033.00	31,122.40	840,000.00	242,315.00	28%
100800	Employee Relate:Municipal Staf	480,998.00	40,129.00	10,456.01	480,998.00	110,039.00	23%
101800	Employee Relate:Municipal Staf	2,498,800.00	208,314.00		2,498,800.00	2,128,468.00	85%
102000	Staff:Long Service Award	156,750.00	13,068.00		156,750.00	139,082.00	89%
102300	Employee Relate:Municipal Staf	661,409.00	55,133.00	85,266.23	661,409.00	1,069,872.00	162%
102900	Employee Relate:Municipal Staf	742,763.00	61,918.00	64,882.90	742,763.00	630,171.00	112%
103000	Employee Relate:Municipal Staf	601,017.00	50,115.00	52,961.46	601,017.00	407,495.00	68%
106400	Post-retirement Benefit:Leave	348,271.00	29,029.00		348,271.00	376,848.00	108%
<b>3000</b>	<b>Employee Related Costs - Wages</b>	<b>59,768,633.00</b>	<b>4,981,109.00</b>	<b>4,664,989.13</b>	<b>59,768,633.00</b>	<b>53,925,302.00</b>	<b>90%</b>
<b>Item : Employee Related Costs - Social</b>							
24200	Employee Relate:Senior Managem	23,057.00	1,926.00	2,032.80	23,057.00	22,822.00	99%
24300	SnrMan:Pension Funds	169,048.00	14,091.00	12,667.20	169,048.00	107,565.00	64%
24400	Employee Relate:Senior Managem	1,785.00	157.00	177.12	1,785.00	1,898.00	106%
24900	Employee Relate:Senior Managem	119.00	20.00	9.90	119.00	118.00	99%
28700	Employee Relate:Senior Managem	37,531.00	3,134.00	1,942.20	37,531.00	31,797.00	85%
28900	Employee Relate:Senior Managem	1,785.00	157.00	177.12	1,785.00	1,898.00	106%
29400	Employee Relate:Senior Managem	3,921.00	335.00	9.90	3,921.00	118.00	3%
33400	Employee Relate:Senior Managem	1,785.00	157.00	177.12	1,785.00	1,898.00	106%
33900	Employee Relate:Senior Managem	119.00	20.00	9.90	119.00	118.00	99%
37900	Employee Relate:Senior Managem	3,570.00	314.00	177.12	3,570.00	1,898.00	53%
38400	Employee Relate:Senior Managem	119.00	20.00	9.90	119.00	118.00	99%
42800	Employee Relate:Senior Managem	119.00	20.00	9.90	119.00	118.00	99%
103900	Employee Relate:Municipal Staf	26,714.00	2,327.00	2,128.50	26,714.00	25,227.00	94%
104100	Employee Relate:Municipal Staf	2,910,322.00	242,624.00	253,871.44	2,910,322.00	2,845,607.00	98%
104200	Employee Relate:Municipal Staf	6,888,488.00	574,125.00	561,912.67	6,888,488.00	6,502,523.00	94%
104300	Employee Relate:Municipal Staf	382,334.00	31,929.00	36,839.13	382,334.00	403,109.00	105%
<b>3100</b>	<b>Employee Related Costs - Socia</b>	<b>10,450,816.00</b>	<b>871,356.00</b>	<b>872,151.92</b>	<b>10,450,816.00</b>	<b>9,946,832.00</b>	<b>95%</b>



Item : Other Expenditure

648700 OperInKind:Eskom	897,000.00	83,087.00		997,000.00	946,257.00	95%
815400 Transfers and S:Operational	1,540,372.00	128,368.00	86,878.87	1,540,372.00	1,099,376.00	71%
201800 Inventory Consu:Consumables	1,481,730.00	123,516.00	149,726.52	1,481,730.00	447,645.00	30%
202000 Inventory:Finished Goods	65,735.00	5,488.00		65,735.00	29,800.00	45%
202100 Inventory Consu:Materials and	3,747,200.00	312,285.00	910,619.80	3,747,200.00	1,804,575.00	48%
213700 Operating Lease:Land	156,000.00	13,011.00	7,944.43	156,000.00	114,766.00	74%
214300 Operational Cos:Achievements a	272,400.00	22,700.00		272,400.00	102,500.00	38%
214600 Operational Cos:Advertisng, P	508,000.00	42,424.00	80,500.00	509,000.00	364,551.00	72%
214700 Operational Cos:Advertising, P	901,993.00	75,222.00	144,442.33	901,993.00	369,097.00	41%
214800 Operational Cos:Advertising, P	81,493.00	6,803.00		81,493.00	25,185.00	31%
214900 Operational Cos:Advertising, P	100,000.00	8,337.00	29,500.00	100,000.00	84,756.00	85%
215000 Operational Cos:Advertising, P	341,200.00	28,437.00	22,500.00	341,200.00	155,899.00	46%
215200 Operational Cos:Advertising, P	58,000.00	4,837.00	11,269.86	58,000.00	52,632.00	91%
215300 Operational Cos:Advertising, P	125,000.00	10,424.00	18,125.28	125,000.00	90,772.00	73%
215600 Operational Cos:External Audit	2,000,000.00	166,674.00		2,000,000.00	1,744,843.00	87%
215800 Operational Cos:Bank Charges,	200,000.00	16,674.00	16,218.04	200,000.00	197,341.00	99%
216400 Operational Cos:Bargaining Cou	855,000.00	71,250.00		855,000.00	844,163.00	99%
216700 Operational Cos:Bursarios (Emp	200,000.00	16,674.00	(500.00)	200,000.00	189,012.00	95%
217600 Operational Cos:Courier and De	400,000.00	33,337.00	28,149.98	400,000.00	328,508.00	82%
217900 Operational Cos:Communication	14,665.00	1,223.00	320.00	14,665.00	4,837.00	33%
218000 OperCost:Postage/Stamps/Franki	4,000.00	337.00		4,000.00	585.00	15%
218500 Operational Cos:Communication	2,001,825.00	166,827.00	190,853.52	2,001,825.00	1,948,401.00	97%
219400 Operational Cos:Deeds	9,421.00	786.00	4,473.00	9,421.00	7,140.00	76%
219500 OperCost:Drivers Licences&Perm	12,672.00	1,056.00		12,672.00	8,500.00	67%
220900 Operational Cos:External Compu	74,580.00	6,228.00	1,573.39	74,580.00	16,322.00	22%
221200 OperCost:Ext Comp Serv-Softwar	50,000.00	4,174.00		50,000.00	26,780.00	54%
221300 Operational Cos:External Compu	565,168.00	47,101.00	51,317.64	565,168.00	467,677.00	83%
222800 Operational Cos:Insurance Unde	2,204,835.00	183,739.00	189,277.94	2,204,835.00	2,169,128.00	98%
223000 Operational Cos:Learnershops a	2,863,000.00	238,598.00	332,243.13	2,863,000.00	3,536,244.00	124%
223400 Operational Cos:Licences	433,293.00	36,138.00	3,510.70	433,293.00	323,284.00	75%
223700 Operational Cos:Municipal Serv	1,880,000.00	156,696.00	341,184.95	1,880,000.00	1,879,583.00	100%
224000 OperCost:Registration Prof&Reg	3,000.00	250.00		3,000.00	1,460.00	49%
224200 Operational Cos:Registration F	758,835.00	63,250.00	230,866.61	758,835.00	588,531.00	78%
224700 Operational Cos:Printing, Publ	1,225,000.00	102,098.00	6,224.21	1,225,000.00	717,679.00	59%
224800 Operational Cos:Professional B	121,090.00	10,122.00	1,573.91	121,090.00	74,847.00	62%
224900 Operational Cos:Remuneration t	1,070,480.00	89,192.00	77,000.00	1,070,480.00	891,400.00	83%
225300 Operational Cos:Skills Develop	917,042.00	76,486.00	55,063.23	917,042.00	531,363.00	58%
225600 Operational Cos:Signage	208,000.00	17,337.00	55,390.00	208,000.00	87,190.00	42%
225700 Operational Cos:Storage of Fil	250,000.00	20,837.00		250,000.00	-	0%
226900 Operational Cos:Travel and Sub	1,633,877.00	136,227.00	138,593.34	1,633,877.00	972,237.00	60%
227400 Operational Cos:Travel and Sub	36,400.00	3,037.00		36,400.00	-	0%
227900 OperCost:Trav&Subs-Dom Air Tra	90,000.00	16,718.00		90,000.00	-	0%
229300 OperCost:Trav&Subs-Foreign Air	15,000.00	1,261.00	9,177.16	15,000.00	9,177.00	61%
229700 Operational Cos:Travel and Sub	219,106.00	18,268.00	3,800.00	219,106.00	89,492.00	41%
229800 Operational Cos:Uniform and Pr	1,398,078.00	116,545.00	27,900.00	1,398,078.00	374,543.00	27%
230100 Operational Cos:Wet Fuel	3,284,594.00	273,729.00	362,687.34	3,284,594.00	3,074,578.00	94%
230200 Operational Cos:Workmen's Comp	325,829.00	27,157.00	325,828.66	325,829.00	325,828.00	100%
230400 Operational Cos:Indigent Relle	90,000.00	7,500.00	10,500.00	90,000.00	45,423.00	50%
230600 Operational Cos:Parking Fees	12,335.00	1,038.00	380.44	12,335.00	4,632.00	38%
230700 Operational Cos:Seating Allowa	33,327.00	2,780.00		33,327.00	12,729.00	38%
230800 Operational Cos:Hire Charges	1,282,054.00	106,935.00	282,504.12	1,282,054.00	686,661.00	54%
<b>4400 Other Expenditure</b>	<b>37,119,629.00</b>	<b>3,103,218.00</b>	<b>4,207,618.40</b>	<b>37,119,629.00</b>	<b>27,865,960.00</b>	<b>75%</b>

\* End of Report: DR NDZ Municipality

## Workings: Calculation of Cash Coverage Ratio 2020/2021

<b>Municipality:</b>	Dr Nkosazana Dlamini Zuma Mincipality
<b>Prepared by Budget Clerk:</b>	S.Jali
<b>Reviewed by Assistant CFO:</b>	P.M Mtungwa
<b>Approved by CFO:</b>	KMB Mzimela
<b>Date completed:</b>	6/7/2021

**Cash Coverage Ratio:** Indicates the municipality's ability to meet at least its monthly fixed operating commitments without collecting any additional revenue during that month. **norm: 3 months**

### Calculation of Cash Coverage Ratio

Description	2020/21	
		Final Budget
<b>R thousand</b>		
<b>Surplus/Deficits - A8(Cash and Cash Equivalents+Investments-Commitments)</b>		144,817
Cash/cash equivalents at the year end	159,174	
Other current investments > 90 days	0	
Non current assets - Investments	-	
<b>Less: Application of Cash and Investments</b>		
Unspent conditional transfers	6,038	
Unspent borrowing	-	
Other working capital requirements	-	
Other provisions	-	
Retention	8,319	
Reserves to be backed by cash/investments	-	
<b>Fixed Operating Commitments</b>		
Employee Related Costs	5,537	
Remuneration of councillors	968	
Operating lease(rent premises and machines etc)	-	
Contracted services	2,802	
Security Services	765	
Insurance	189	
Telephone costs	191	
Current portion of long term loan(if applicable). NB: include Finance charges	3	
Audit Fees	-	
Bank Charges	16	
Fuel and Oil	363	
Printing and Stationery	6	
Protective Clothing and Uniforms	28	
Ward committee expenses		
Other expenses	6,995	
<b>Total Fixed Operating Commitments</b>	<b>17,862</b>	
<b>Monthly Fixed Operating Commitments</b>	<b>17,862</b>	
<b>Cash Coverage Ratio*</b>		8:1

\* Cash Coverage Ratio Formula =

Net Cash (Cash equivalents+Investments-Commitments)

Divided by:

Monthly Fixed Operating Commitments

Prepared by : S.W Jali

Date : 06/07/2021

Signature : 

Approved by :K.M.B Mzimela

Date : 06/07/2021

Signature : 

**viii) COMPLIANCE CHECKLIST ON SECTION 75 REPORT FOR MAY 2021****Information to be placed on websites of the Municipality****The following information is included into our website as per section 75 of the MFMA**

1) The accounting officer of a municipality must place on the website referred to in section 21A of the Municipal Systems Act the following documents of the municipality:

- b) All budget-related policies;
- c) The annual report;
- d) All performance agreements required in terms of section 57(1) (b) of the Municipal Systems Act
- e) All service delivery agreements
- f) All supply chain management contracts above a prescribed value;
- g) An information statement containing a list of assets over a prescribed value that have been disposed of in terms of section 14(2) or (4) during the previous quarter;
- h) All quarterly reports tabled in the council in terms of section 52(d);
- i) Any other documents that must be placed on the website in terms of this Act or any other applicable legislation, or as may be prescribed.

Prepared by: *S. Jali*

Date: 06-07-2021

Reviewed by:



Date: 06-07-2021

**MIG. ELECTRIFICATION AND INTERNAL FUNDED PROJECTS**

2017/2018 Projects

Project Name	Ward No.	Apr-21	May-21	Jun-21 Reason for Delays	Remedial Action.
Whlangeni Electrification		Practical Complete	Complete	Complete	
2018/2019 PROJECTS					
Underberg taxi Rank upgrade	3	Practical Complete	Complete	Complete	
Centocow Taxi Rank phase 2	6	The project is 28% complete	The project is 30% complete	Practical complete	
Greater Gqumeni/ Mmqundekweni	7	Practical Complete	Complete	Complete	
Greater Ngwagwane	8	Practical Complete	Complete	Complete	

Project Name	Ward No.	Apr-21	May-21	Jun-21 Reason for Delays	Remedial Action
2019/2020 PROJECTS					
Himeville business hives 2		The project is 5% complete. The project is currently on hold because of rezoning process awaiting for response	The project is currently on hold because of rezoning process, they on hold because of the submission of documents awaiting for response	The project is currently on hold because of rezoning process, they on hold because of the submission of documents awaiting for response	Municipal is engaging with service providers to expedite the process
Underberg Community town 3 Hall phase 1		Surveyor's are busy with zoning and sub-devision of new site awaiting for the EIA Authorization	Surveyor's are busy with zoning and sub-devision of new site and busy with foundations. The project is 10% complete, this project is a processes multi year project.	The contractor is on site and now the project is 10% complete, this project is a processes multi year project.	
		Awaiting for the ROD from ED/TEA	ROD have been received and the department (PWBS) to have a meeting with the engineers on 02nd of June 2021	The project is on the specification delayed by a committee, the advert for a suitable Environmental Impact Assessment (EIA) will be out no later than 15 July 2021	The bid advert will be out no later than 15 June 2021
Sdangeni Bridge 4					
Gumani Creche 7		Practical Complete	Practical Complete	Complete	
Mqulwa Sportfield 12		Practical Complete	Practical Complete	Complete	
Dumabazwe Sportfield 13		Practical Complete	Practical Complete	Complete	
Underberg Asphalt road 3 phase 2		Practical Complete	Practical Complete	Complete	
		The project is out for tender, for the appointment of service provider	Closing tender date for this project was on the 26th of Mar 2021	Evaluation Stage	This project was delayed by rezoning
					The budget for construction has been included in the 2021/22 financial year budget.

000030

Project Name	Ward No.	Apr-21	May-21	Evaluation Stage	Jun-21 Reason for Delays	Remedial Action
Construction of fire station	10	The project is out for tender, for the appointment of service provider	Closing tender date for this project was on the 12th of May 2021, the project is at the evaluation stage	Evaluation Stage	This project was delayed by rezoning processes	The budget for construction has been included in the 2021/22 financial year budget.

Project Name	Ward No.	Apr-21	May-21	Jun-21	Reason for Delays	Remedial Action
<b>2020/2021 PROJECTS</b>						
Storm Water (All 15 Wards)	All wards	The service provider has declined	Service provider has been appointed and inception meeting was held on the 28th of May 2021	The service provider has supply and delivered all storm water pipes as specified in the BOC		
Renewal of gravel access roads(all 15 wards)	All wards	Adjudication stage	Service providers have been appointed and site handover conducted	The project is practical complete		
Paving and Parking		Requestion has been submitted to SCM for materials to construct paving and parking	Specification was on hold at SCM Department due to insufficient information	Correct Specification was submitted to SCM for specification committee to sit.		The specification was returned to the end user to fill the missing information and the end-user fill the missing information and was returned to SCM
Guard house x2		Out on tender	This project is on the evaluation stage	This project is on the evaluation stage		
Furniture & Shelters		Requestion has been submitted to SCM for materials to fence common dam	Requestion has been submitted to SCM for materials to fence common dam	The specification has been submitted to the specification committee		
Fencing Common Dam		The specification has been submitted to the specification committee	Request was submitted to SCM, and is still pending with SCM processes	Request was submitted to SCM, and is still pending with SCM processes		This project has also been budgeted for to be implemented in the 2021/22 financial year.
Cemetery toilets and Waste sites		The contractor has established on site	The contractor preparing the formation on site	The service provider has moved out of site.		The municipality has had meetings with service providers and a slow progress letter has been sent to the service provider
Upgrading of Underberg town phase 1		The contractor has established on site	The construction is in progress and the project is 40% complete	The project is 75% complete		The Municipality is monitoring project closely and extension of time has been granted
Upgrading of Bulwer town phase 1		The contractor has established on site	The project is 25% complete	The project is 75% complete		The Municipality is monitoring project closely and extension of time has been granted
Upgrading of Creighton town phase 1		The project is 80% complete	The project is 90% complete	The project is practical complete		
Bulwer Asphalt Road Phase 7	10	The project is 40% complete	The project is 65% complete	The project is practical complete		
Donnybrook Asphalt						

Project Name	Ward No.	Apr-21	May-21	Jun-21	Reason for Delays	Remedial Action
Underberg Asphalt Roads ph 3	3	The project is 75% complete	The project is 90% complete	The project is practical complete		
Creighton Asphalt Road 6	15	Adjudication stage	Adjudication stage	Adjudication stage	This project was readvertised as the municipality could not find suitable services provider.	
Greater Stepmore/ Ridge 1 phase 3		The project is complete	The project is complete	The project is complete		
Greater Nhlantlani/Goxhi 2 If phase 3		The project is complete	The project is complete	The project is complete		
Greater Underberg with 3 phase 3		18 has been completed and energized and 8 awaiting for outages	18 has been completed and energized and 8 awaiting for outages	The project is complete		
Greater Amakhuze /Cabazi phase 3	4	The project is practical complete	The project is complete	The project is practical complete		
Greater Khukhulela/Nom agaga phase 3	5	The project is practical complete	The project is complete	The project is practical complete		
Greater Centocow /Hlabeni phase 3	/6	The project is practical complete	The project is complete	The project is complete		
Greater Gqumeni/ Mruqdekweni phase 3	7	The project is practical complete	The project is complete	The project is practical complete awaiting meters	Delayed by meter supply	This project will be energised by 30 July 2021.
Greater Ngwagwane phase 3	8	The project is practical complete awaiting for meters	The project is complete	The project is complete		
		The project is practical complete awaiting for meters	The project is practical complete awaiting for meters	The project is complete		



Project Name	Ward No.	Apr-21	May-21	Jun-21	Reason for Delays	Remedial Action
Greater Bulwer phase 3	10	The project is practical complete awaiting for outage	The project is practical complete awaiting for outage	The project is complete and energised		
Greater Nkumbal/ Mangwaneni phase 3	11	The project is complete	The project is complete	The project is complete		
Greater Bhidlal/ Sizamejane phase 3	12	The project is practical complete awaiting for meters and outages	The project is practical complete awaiting for meters	The project is complete		
Greater Denybrook phase 3	13	The project is practical complete awaiting for meters and outages	The project is practical complete awaiting for meters	The project is complete		
Greater Mijle/ Creighton phase 14 3		The project is practical complete awaiting for meters and outages	The project is practical complete awaiting for meters	The project is complete		
Greater Sandanezwe/ Masamoni phase 3	15	The project is practical complete awaiting for meters and outages	The project is practical complete awaiting for meters	The project is complete		

# Municipal In-year reports & supporting tables

[Click for Instructions!](#)

[Accountability](#)

[Transparency](#)



**national tre**

Department:  
National Treasury  
REPUBLIC OF SOUTH A

**Contact details:**

Budget submission enquiries:

Elsabé Rossouw

National Treasury

Tel: (012) 315-5534

Electronic documents: [lgdocuments@treasu](mailto:lgdocuments@treasury.gov.za)

## Preparation Instructions

Municipality Name:	KZN436 Dr Nkosazana Dlamini Zuma		
CFO Name:	K.M.B MZIMELA		
Tel:	039 833 1038	Fax:	039 833 1199
E-Mail:	cfo@ndz.gov.za		
Reporting period:	M12 June		
MTREF:	2020	Budget Year:	2020/21
Does this municipality have Entities?	No		
If YES: Identify type of report:	M12 June		

## Name Votes &amp; Sub-Votes

## Printing Instructions

Showing / Hiding Columns

Hide Reference columns on all sheets

Hide Pre-audit columns on all sheets

Showing / Clearing Highlights

## Importants documents which provide essential assistance

MFMA Budget Circular 2011/12 [cli](#)MBRR Budget Formats Guide [cli](#)Dummy Budget Guide [cli](#)Funding Compliance Guide [cli](#)

## Organisational Structure Votes

## Complete Votes & Sub-Votes

Vote 2 - Budget and Treasury	1.1	Municipal Manager and Council	1.1 - Municipal Manager and Council
Vote 3 - Corporate Services	1.2	Internal Audit	1.2 - Internal Audit
Vote 4 - Community Services	1.3	[Name of sub-vote]	
Vote 5 - Public Works and Basic Services	1.4	[Name of sub-vote]	
Vote 6 - Planning and Development	1.5	[Name of sub-vote]	
Vote 7 - [NAME OF VOTE 7]	1.6	[Name of sub-vote]	
Vote 8 - [NAME OF VOTE 8]	1.7	[Name of sub-vote]	
Vote 9 - [NAME OF VOTE 9]	1.8	[Name of sub-vote]	
Vote 10 - [NAME OF VOTE 10]	1.9	[Name of sub-vote]	
Vote 11 - [NAME OF VOTE 11]	1.10	[Name of sub-vote]	
Vote 12 - [NAME OF VOTE 12]			
<b>Vote 2</b>		<b>Budget and Treasury</b>	
Vote 13 - [NAME OF VOTE 13]	2.1	Budget and Treasury	2.1 - Budget and Treasury
Vote 14 - [NAME OF VOTE 14]	2.2	[Name of sub-vote]	
Vote 15 - [NAME OF VOTE 15]	2.3	[Name of sub-vote]	
	2.4	[Name of sub-vote]	
	2.5	[Name of sub-vote]	
	2.6	[Name of sub-vote]	
	2.7	[Name of sub-vote]	
	2.8	[Name of sub-vote]	
	2.9	[Name of sub-vote]	
	2.10	[Name of sub-vote]	
<b>Vote 3</b>		<b>Corporate Services</b>	
	3.1	Corporate services admin and auxillary services	3.1 - Corporate services admin and auxillary services
	3.2	Human Resources	3.2 - Human Resources
	3.3	[Name of sub-vote]	
	3.4	[Name of sub-vote]	
	3.5	[Name of sub-vote]	
	3.6	[Name of sub-vote]	
	3.7	[Name of sub-vote]	
	3.8	[Name of sub-vote]	
	3.9	[Name of sub-vote]	
	3.10	[Name of sub-vote]	
<b>Vote 4</b>		<b>Community Services</b>	
	4.1	Community Services Administration	4.1 - Community Services Administration
	4.2	Traffic and Protection Services	4.2 - Traffic and Protection Services
	4.3	Disaster Management	4.3 - Disaster Management
	4.4	Municipal Pound	4.4 - Municipal Pound
	4.5	Sportsfields	4.5 - Sportsfields
	4.6	Libraries	4.6 - Libraries
	4.7	Community Programmes	4.7 - Community Programmes
	4.8	LED and Tourism	4.8 - LED and Tourism
	4.9	[Name of sub-vote]	
	4.10	[Name of sub-vote]	
<b>Vote 5</b>		<b>Public Works and Basic Services</b>	
	5.1	Roads	5.1 - Roads
	5.2	Housing	5.2 - Housing
	5.3	Waste Management	5.3 - Waste Management
	5.4	PMU	5.4 - PMU
	5.5	[Name of sub-vote]	
	5.6	[Name of sub-vote]	
	5.7	[Name of sub-vote]	
	5.8	[Name of sub-vote]	
	5.9	[Name of sub-vote]	
	5.10	[Name of sub-vote]	
<b>Vote 6</b>		<b>Planning and Development</b>	
	6.1	Planning and Development	6.1 - Planning and Development
	6.2	[Name of sub-vote]	
	6.3	[Name of sub-vote]	
	6.4	[Name of sub-vote]	
	6.5	[Name of sub-vote]	
	6.6	[Name of sub-vote]	
	6.7	[Name of sub-vote]	
	6.8	[Name of sub-vote]	
	6.9	[Name of sub-vote]	
	6.10	[Name of sub-vote]	
<b>Vote 7</b>		<b>[NAME OF VOTE 7]</b>	
	7.1	[Name of sub-vote]	
	7.2	[Name of sub-vote]	
	7.3	[Name of sub-vote]	
	7.4	[Name of sub-vote]	
	7.5	[Name of sub-vote]	
	7.6	[Name of sub-vote]	
	7.7	[Name of sub-vote]	
	7.8	[Name of sub-vote]	
	7.9	[Name of sub-vote]	
	7.10	[Name of sub-vote]	
<b>Vote 8</b>		<b>[NAME OF VOTE 8]</b>	

**KZN436 Dr Nkosazana Dlamini Zuma - Contact Information**

<b>A. GENERAL INFORMATION</b>	
Municipality	KZN436 Dr Nkosazana Dlamini Zuma
Grade	3 <small>1 Grade in terms of the Remuneration of Public Office Bearers Act.</small>
Province	Kwazulu-Natal
Web Address	www.ndz.gov.za
E-mail Address	cfo@ndz.gov.za
<b>B. CONTACT INFORMATION</b>	
<b>Postal address:</b>	
P.O. Box	P.O. Box 62
City / Town	creighton
Postal Code	3263
<b>Street address</b>	
Building	Dr Nkosazani Dlamini Zuma Municipal building
Street No. & Name	Main street
City / Town	Creighton
Postal Code	3263
<b>General Contacts</b>	
Telephone number	039 833 1038
Fax number	039 833 1179
<b>C. POLITICAL LEADERSHIP</b>	
<b>Speaker:</b>	
ID Number	771215 5474 086
Title	Mr
Name	Mobuzi B Banda
Telephone number	039 833 1038
Cell number	076 887 1193
Fax number	039 833 1179
E-mail address	speaker@ndz.gov.za
<b>Secretary/PA to the Speaker:</b>	
ID Number	8904300332082
Title	Miss
Name	N Dlamini
Telephone number	033 702 3000
Cell number	082 777 8903
Fax number	337021148
E-mail address	mayorspa@kwazulu-natal.gov.za
<b>Mayor/Executive Mayor:</b>	
ID Number	690612 0827 086
Title	Ms
Name	Patricia N Mncwabe
Telephone number	039 833 1038
Cell number	079 290 7707
Fax number	039 833 1179
E-mail address	mncwabep@ndz.gov.za
<b>Secretary/PA to the Mayor/Executive Mayor:</b>	
ID Number	8706220444081
Title	Mrs
Name	A Hlongwane
Telephone number	039 833 1038
Cell number	063 515 4771
Fax number	039 833 1539
E-mail address	mayorpa@ndz.gov.za
<b>Deputy Mayor/Executive Mayor:</b>	
ID Number	830404 5720 081
Title	Mr
Name	Philane P Shange
Telephone number	039 833 1038
Cell number	073 053 1189
Fax number	039 833 1179
E-mail address	deputy mayor@ndz.gov.za
<b>Secretary/PA to the Deputy Mayor/Executive Mayor:</b>	
ID Number	9301090607089
Title	Miss
Name	Siphephelo B Zondi
Telephone number	039 833 1038
Cell number	078652 6888
Fax number	039 833 1539
E-mail address	nzimandes@ndz.gov.za
<b>D. MANAGEMENT LEADERSHIP</b>	
<b>Municipal Manager:</b>	
ID Number	690127 5582 081
Title	Mr
Name	Nkosiyezwe C Vezi
Telephone number	039 833 1038
Cell number	073 976 6682
Fax number	039 833 1179
E-mail address	municipalmanager@ndz.gov.za
<b>Secretary/PA to the Municipal Manager:</b>	
ID Number	880713 0737 083
Title	Miss
Name	S. Mbatha
Telephone number	039 833 1038
Cell number	060 993 2867
Fax number	039 833 1539
E-mail address	executivesupport@ndz.gov.za
<b>Chief Financial Officer</b>	
ID Number	840531 5489 081
Title	Mr
Name	K.M.B MZIMELA
Telephone number	039 833 1038
Cell number	060 544 5411
Fax number	039 833 1199
E-mail address	cfo@ndz.gov.za
<b>Secretary/PA to the Chief Financial Officer</b>	
ID Number	8703040833080
Title	Miss
Name	Penny Mbele
Telephone number	039 833 1038
Cell number	0781766790
Fax number	039 833 1539
E-mail address	mbelepenney83@gmail.com
<b>Official responsible for submitting financial information</b>	
ID Number	810926 5730 086
Title	Mr
Name	Phillip Mtungwa
Telephone number	039 833 1038
Cell number	079 406 1647
Fax number	039 833 1179
E-mail address	deputycfo@ndz.gov.za
<b>Official responsible for submitting financial information</b>	
ID Number	841016 0917 087
Title	Miss
Name	Nokuthula Khuboni
Telephone number	039 833 1038
Cell number	072 770 0153
Fax number	039 833 1179
E-mail address	khubonin@ndz.gov.za
<b>Official responsible for submitting financial information</b>	
ID Number	851124 5421 084
Title	Mr
Name	Sbusiso Jali
Telephone number	039 833 1038
Cell number	079 309 2106
Fax number	039 833 1179
E-mail address	jalis@ndz.gov.za
<b>Official responsible for submitting financial information</b>	
ID Number	9,60106E+12
Title	Mr
Name	Lebohlang Knowledge
Telephone number	039 833 1038
Cell number	079 124 6472
Fax number	039 833 1179
E-mail address	mlelel@ndz.gov.za

## KZN436 Dr Nkosazana Dlamini Zuma - Table C1 Monthly Budget Statement Summary - M12 June

Description	2019/20	Budget Year 2020/21							
	Audited Outcome	Original Budget	Adjusted Budget	Monthly actual	YearTD actual	YearTD budget	YTD variance	YTD variance %	Full Year Forecast
<b>R thousands</b>									
<b>Financial Performance</b>									
Property rates	33,001	34,425	28,649	(93)	31,495	28,649	2,846	10%	28,649
Service charges	3,423	3,608	3,893	566	3,823	3,893	(70)	-2%	3,893
Investment revenue	8,172	8,090	6,100	728	6,403	6,100	303	5%	6,100
Transfers and subsidies	135,794	143,638	168,944	360	168,530	168,944	(414)	-0%	168,944
Other own revenue	14,291	14,221	7,547	655	8,763	7,547	1,216	16%	7,547
<b>Total Revenue (excluding capital transfers and contributions)</b>	<b>194,682</b>	<b>203,982</b>	<b>215,134</b>	<b>2,217</b>	<b>219,015</b>	<b>215,134</b>	<b>3,881</b>	<b>2%</b>	<b>215,134</b>
Employee costs	58,124	70,219	70,219	5,537	63,872	70,219	(6,347)	-9%	70,219
Remuneration of Councillors	11,598	11,901	11,901	966	11,598	11,901	(304)	-3%	11,901
Depreciation & asset impairment	27,481	41,625	34,752	2,562	30,977	34,752	(3,775)	-11%	34,752
Finance charges	181	291	291	3	149	291	(143)	-49%	291
Materials and bulk purchases	1,986	3,998	5,295	1,447	2,669	5,295	(2,626)	-50%	5,295
Transfers and subsidies	1,496	1,990	2,537	87	2,046	2,537	(492)	-19%	2,537
Other expenditure	68,748	73,251	80,521	10,287	54,967	80,521	(25,553)	-32%	80,521
<b>Total Expenditure</b>	<b>169,614</b>	<b>203,276</b>	<b>205,516</b>	<b>20,889</b>	<b>166,277</b>	<b>205,516</b>	<b>(39,239)</b>	<b>-19%</b>	<b>205,516</b>
<b>Surplus/(Deficit)</b>	<b>25,068</b>	<b>706</b>	<b>9,617</b>	<b>(18,672)</b>	<b>52,738</b>	<b>9,617</b>	<b>43,121</b>	<b>448%</b>	<b>9,617</b>
Transfers and subsidies - capital (monetary allocations)	31,240	26,989	29,442	3,498	29,067	29,442	(375)	-1%	29,442
Contributions & Contributed assets	-	-	-	-	-	-	-	-	-
<b>Surplus/(Deficit) after capital transfers &amp; contributions</b>	<b>56,308</b>	<b>27,695</b>	<b>39,059</b>	<b>(15,174)</b>	<b>81,805</b>	<b>39,059</b>	<b>42,746</b>	<b>109%</b>	<b>39,059</b>
Share of surplus/ (deficit) of associate	-	-	-	-	-	-	-	-	-
<b>Surplus/ (Deficit) for the year</b>	<b>56,308</b>	<b>27,695</b>	<b>39,059</b>	<b>(15,174)</b>	<b>81,805</b>	<b>39,059</b>	<b>42,746</b>	<b>109%</b>	<b>39,059</b>
<b>Capital expenditure &amp; funds sources</b>									
<b>Capital expenditure</b>	<b>77,287</b>	<b>101,077</b>	<b>119,608</b>	<b>26,287</b>	<b>74,012</b>	<b>119,608</b>	<b>(45,596)</b>	<b>-38%</b>	<b>119,608</b>
Capital transfers recognised	33,643	27,074	29,442	5,298	27,973	29,442	(1,469)	-5%	29,442
Public contributions & donations	-	-	-	-	-	-	-	-	-
Borrowing	-	-	-	-	-	-	-	-	-
Internally generated funds	44,242	74,003	90,166	20,990	46,039	90,166	(44,127)	-49%	90,166
<b>Total sources of capital funds</b>	<b>77,885</b>	<b>101,077</b>	<b>119,608</b>	<b>26,287</b>	<b>74,012</b>	<b>119,608</b>	<b>(45,596)</b>	<b>-38%</b>	<b>119,608</b>
<b>Financial position</b>									
Total current assets	187,956	96,446	119,456		189,500				119,456
Total non current assets	402,850	503,685	515,170		474,349				515,170
Total current liabilities	51,847	51,123	55,625		42,103				55,625
Total non current liabilities	17,113	17,397	18,212		18,212				18,212
<b>Community wealth/Equity</b>	<b>521,847</b>	<b>531,610</b>	<b>560,789</b>		<b>521,730</b>				<b>560,789</b>
<b>Cash flows</b>									
Net cash from (used) operating	73,865	52,146	75,204	(4,458)	(318,343)	75,204	393,547	523%	75,204
Net cash from (used) investing	(70,500)	(92,496)	(118,408)	-	-	1,200	1,200	100%	1,200
Net cash from (used) financing	(847)	(678)	-	-	-	-	-	-	-
<b>Cash/cash equivalents at the month/year end</b>	<b>124,203</b>	<b>47,763</b>	<b>81,000</b>	<b>-</b>	<b>(194,139)</b>	<b>200,607</b>	<b>394,747</b>	<b>197%</b>	<b>200,607</b>
<b>Debtors &amp; creditors analysis</b>	<b>0-30 Days</b>	<b>31-60 Days</b>	<b>61-90 Days</b>	<b>91-120 Days</b>	<b>121-150 Dys</b>	<b>151-180 Dys</b>	<b>181 Dys-1 Yr</b>	<b>Over 1Yr</b>	<b>Total</b>
<b>Debtors Age Analysis</b>									
Total By Income Source	172	1,985	2,042	1,633	1,550	1,493	8,474	54,456	71,804
<b>Creditors Age Analysis</b>									
Total Creditors	16,691	-	-	-	-	-	-	47	16,737

## KZN436 Dr Nkosazana Dlamini Zuma - Table C2 Monthly Budget Statement - Financial Performance (functional classification) - M12 June

Description	Ref	Budget Year 2020/21								
		2019/20 Audited Outcome	Original Budget	Adjusted Budget	Monthly actual	YearTD actual	YearTD budget	YTD variance	YTD variance %	Full Year Forecast
<b>R thousands</b>	1									
<b>Revenue - Functional</b>										
<b>Governance and administration</b>		180,758	191,341	202,564	1,446	207,112	202,564	4,548	2%	202,564
Executive and council		-	-	-	-	-	-	-	-	-
Finance and administration		180,758	191,341	202,564	1,446	207,112	202,564	4,548	2%	202,564
Internal audit		-	-	-	-	-	-	-	-	-
<b>Community and public safety</b>		11,307	6,397	7,949	6	6,813	7,949	(1,136)	-14%	7,949
Community and social services		10,051	3,804	6,213	2	6,132	6,213	(81)	-1%	6,213
Sport and recreation		95	-	-	-	-	-	-	-	-
Public safety		1,161	2,154	1,536	4	681	1,536	(855)	-56%	1,536
Housing		-	439	200	-	-	200	(200)	-100%	200
Health		-	-	-	-	-	-	-	-	-
<b>Economic and environmental services</b>		30,434	29,625	29,794	3,698	30,333	29,794	539	2%	29,794
Planning and development		112	123	623	175	542	623	(81)	-13%	623
Road transport		30,322	29,502	29,171	3,522	29,791	29,171	620	2%	29,171
Environmental protection		-	-	-	-	-	-	-	-	-
<b>Trading services</b>		3,423	3,608	4,268	566	3,823	4,268	(445)	-10%	4,268
Energy sources		-	-	-	-	-	-	-	-	-
Water management		-	-	-	-	-	-	-	-	-
Waste water management		-	-	-	-	-	-	-	-	-
Waste management		3,423	3,608	4,268	566	3,823	4,268	(445)	-10%	4,268
<b>Other</b>	4	-	-	-	-	-	-	-	-	-
<b>Total Revenue - Functional</b>	2	225,922	230,971	244,576	5,715	248,082	244,576	3,506	1%	244,576
<b>Expenditure - Functional</b>										
<b>Governance and administration</b>		100,271	125,209	120,788	9,526	97,194	120,788	(23,594)	-20%	120,788
Executive and council		20,136	22,265	22,006	2,061	20,674	22,006	(1,332)	-6%	22,006
Finance and administration		79,010	101,411	96,927	7,168	75,081	96,927	(21,846)	-23%	96,927
Internal audit		1,125	1,532	1,855	298	1,439	1,855	(416)	-22%	1,855
<b>Community and public safety</b>		21,512	27,265	27,565	2,473	22,294	27,565	(5,272)	-19%	27,565
Community and social services		11,524	16,336	16,831	1,635	12,030	16,831	(4,802)	-29%	16,831
Sport and recreation		205	-	-	10	134	-	134	#DIV/0!	-
Public safety		9,525	10,169	9,961	780	9,776	9,961	(185)	-2%	9,961
Housing		258	760	521	21	298	521	(223)	-43%	521
Health		-	-	252	26	56	252	(197)	-78%	252
<b>Economic and environmental services</b>		27,633	39,982	39,278	5,618	29,068	39,278	(10,210)	-26%	39,278
Planning and development		6,714	17,661	16,884	3,087	9,150	16,884	(7,735)	-46%	16,884
Road transport		20,919	22,320	22,394	2,531	19,919	22,394	(2,475)	-11%	22,394
Environmental protection		-	-	-	-	-	-	-	-	-
<b>Trading services</b>		18,431	6,711	13,631	3,066	15,710	13,631	2,079	15%	13,631
Energy sources		13,611	-	6,000	2,489	8,400	6,000	2,400	40%	6,000
Water management		-	-	-	-	-	-	-	-	-
Waste water management		-	-	-	-	-	-	-	-	-
Waste management		4,820	6,711	7,631	578	7,310	7,631	(321)	-4%	7,631
<b>Other</b>		1,768	4,110	4,255	206	2,012	4,255	(2,243)	-53%	4,255
<b>Total Expenditure - Functional</b>	3	169,614	203,276	205,516	20,889	166,277	205,516	(39,239)	-19%	205,516
<b>Surplus/ (Deficit) for the year</b>		56,308	27,695	39,059	(15,174)	81,805	39,059	42,746	109%	39,059

## References

- Government Finance Statistics Functions and Sub-functions are standardised to assist the compilation of national and international accounts for comparison purposes
- Total Revenue by functional classification must reconcile to Total Operating Revenue shown in the Financial Performance Statement
- Total Expenditure by functional classification must reconcile to total operating expenditure shown in 'Financial Performance Statement'
- All amounts must be classified under a functional classification (modified GFS). The GFS function 'Other' is only for Abattoirs, Air Transport, Licensing and Regulation, Markets and Tourism - and if used must be supported by footnotes. Nothing else may be placed under 'Other'. Assign associate share to relevant classification

KZN436 Dr Nkosazana Dlamini Zuma - Table C2 Monthly Budget Statement - Financial Performance (functional classification) - M12 June

Description	Ref	2019/20	Budget Year 2020/21							
		Audited Outcome	Original Budget	Adjusted Budget	Monthly actual	YearTD actual	YearTD budget	YTD variance	YTD variance %	Full Year Forecast
<b>R thousands</b>	1									
<b>Revenue - Functional</b>										
<i>Municipal governance and administration</i>		180,758	191,341	202,564	1,446	207,112	202,564	4,548	2%	202,564
Executive and council		-	-	-	-	-	-	-	-	-
Mayor and Council		-	-	-	-	-	-	-	-	-
Municipal Manager, Town Secretary and Chief Executive		-	-	-	-	-	-	-	-	-
Finance and administration		180,758	191,341	202,564	1,446	207,112	202,564	4,548	0	202,564
Administrative and Corporate Support		20	-	-	-	-	-	-	-	-
Asset Management		-	-	-	-	-	-	-	-	-
Finance		180,739	191,236	202,460	1,446	207,112	202,460	4,653	0	202,460
Fleet Management		-	-	-	-	-	-	-	-	-
Human Resources		-	105	105	-	-	105	(105)	(0)	105
Internal audit		-	-	-	-	-	-	-	-	-
Governance Function		-	-	-	-	-	-	-	-	-
Community and public safety		11,307	6,397	7,949	6	6,813	7,949	(1,136)	(0)	7,949
Community and social services		10,051	3,804	6,213	2	6,132	6,213	(81)	(0)	6,213
Child Care Facilities		-	-	-	-	-	-	-	-	-
Community Halls and Facilities		28	-	-	-	-	-	-	-	-
Language Policy		-	-	-	-	-	-	-	-	-
Libraries and Archives		7,748	3,804	6,213	2	6,132	6,213	(81)	(0)	6,213
Museums and Art Galleries		-	-	-	-	-	-	-	-	-
Population Development		2,275	-	-	-	-	-	-	-	-
Zoo's		-	-	-	-	-	-	-	-	-
Sport and recreation		96	-	-	-	-	-	-	-	-
Recreational Facilities		-	-	-	-	-	-	-	-	-
Sports Grounds and Stadiums		96	-	-	-	-	-	-	-	-
Public safety		1,161	2,154	1,536	4	681	1,536	(855)	(0)	1,536
Fencing and Fences		-	-	-	-	-	-	-	-	-
Fire Fighting and Protection		745	745	-	-	-	-	-	-	-
Licensing and Control of Animals		-	-	-	-	-	-	-	-	-
Police Forces, Traffic and Street Parking Control		416	1,409	1,536	4	681	1,536	(855)	(0)	1,536
Pounds		-	-	-	-	-	-	-	-	-
Housing		-	439	200	-	-	200	(200)	(0)	200
Housing		-	439	200	-	-	200	(200)	(0)	200
Informal Settlements		-	-	-	-	-	-	-	-	-
Health		-	-	-	-	-	-	-	-	-
Chemical Safety		-	-	-	-	-	-	-	-	-
Economic and environmental services		30,434	29,625	29,794	3,698	30,333	29,794	539	0	29,794
Planning and development		112	123	623	175	542	623	(81)	(0)	623
Billboards		-	-	-	-	-	-	-	-	-
Economic Development/Planning		-	-	-	-	-	-	-	-	-
Regional Planning and Development		-	-	-	-	-	-	-	-	-
Town Planning, Building Regulations and Enforcement, and City Engineer		112	123	623	175	542	623	(81)	(0)	623
Support to Local Municipalities		-	-	-	-	-	-	-	-	-
Road transport		30,322	29,502	29,171	3,522	29,791	29,171	620	0	29,171
Public Transport		-	-	-	-	-	-	-	-	-
Road and Traffic Regulation		58	-	-	24	41	-	41	#DIV/0!	-
Roads		30,264	29,502	29,171	3,498	29,751	29,171	580	0	29,171
Taxi Ranks		-	-	-	-	-	-	-	-	-
Environmental protection		-	-	-	-	-	-	-	-	-
Soil Conservation		-	-	-	-	-	-	-	-	-
Trading services		3,423	3,608	4,268	566	3,823	4,268	(445)	(0)	4,268
Energy services		-	-	-	-	-	-	-	-	-
Waste Water Treatment		-	-	-	-	-	-	-	-	-
Waste management		3,423	3,608	4,268	566	3,823	4,268	(445)	(0)	4,268
Recycling		-	-	-	-	-	-	-	-	-
Solid Waste Disposal (Landfill Sites)		-	-	-	-	-	-	-	-	-
Solid Waste Removal		3,423	3,608	4,268	566	3,823	4,268	(445)	(0)	4,268
Street Cleaning		-	-	-	-	-	-	-	-	-
Other		-	-	-	-	-	-	-	-	-
Tourism		-	-	-	-	-	-	-	-	-
<b>Total Revenue - Functional</b>	2	225,922	230,971	244,576	5,715	248,092	244,576	3,506	0	244,576



## KZN436 Dr Nkosazana Dlamini Zuma - Table C3 Monthly Budget Statement - Financial Performance (revenue and expenditure by municipal vote) - M12 June

Vote Description	Ref	Budget Year 2020/21								
		2019/20 Audited Outcome	Original Budget	Adjusted Budget	Monthly actual	YearTD actual	YearTD budget	YTD variance	YTD variance %	Full Year Forecast
<b>R thousands</b>										
<b>Revenue by Vote</b>										
Vote 1 - Executive and Council	1	-	-	-	-	1	-	1	#DIV/0!	-
Vote 2 - Budget and Treasury		180,739	191,236	202,460	1,446	207,112	202,460	4,652	2.3%	202,460
Vote 3 - Corporate Services		20	105	105	-	-	105	(105)	-100.0%	105
Vote 4 - Community Services		15,522	9,566	9,233	596	8,848	9,233	(386)	-4.2%	9,233
Vote 5 - Public Works and Basic Services		29,530	29,941	32,155	3,498	31,580	32,155	(575)	-1.8%	32,155
Vote 6 - Planning and Development		112	123	623	175	542	623	(81)	-13.0%	623
Vote 7 - [NAME OF VOTE 7]		-	-	-	-	-	-	-	-	-
Vote 8 - [NAME OF VOTE 8]		-	-	-	-	-	-	-	-	-
Vote 9 - [NAME OF VOTE 9]		-	-	-	-	-	-	-	-	-
Vote 10 - [NAME OF VOTE 10]		-	-	-	-	-	-	-	-	-
Vote 11 - [NAME OF VOTE 11]		-	-	-	-	-	-	-	-	-
Vote 12 - [NAME OF VOTE 12]		-	-	-	-	-	-	-	-	-
Vote 13 - [NAME OF VOTE 13]		-	-	-	-	-	-	-	-	-
Vote 14 - [NAME OF VOTE 14]		-	-	-	-	-	-	-	-	-
Vote 15 - [NAME OF VOTE 15]		-	-	-	-	-	-	-	-	-
<b>Total Revenue by Vote</b>	<b>2</b>	<b>225,922</b>	<b>230,971</b>	<b>244,576</b>	<b>5,715</b>	<b>248,082</b>	<b>244,576</b>	<b>3,506</b>	<b>1.4%</b>	<b>244,576</b>
<b>Expenditure by Vote</b>										
Vote 1 - Executive and Council	1	21,261	23,798	23,861	2,359	22,113	23,861	(1,747)	-7.3%	23,861
Vote 2 - Budget and Treasury		56,626	77,154	71,078	4,536	52,124	71,078	(18,954)	-26.7%	71,078
Vote 3 - Corporate Services		22,382	24,257	25,749	2,626	22,924	25,749	(2,825)	-11.0%	25,749
Vote 4 - Community Services		24,214	34,292	34,509	4,059	26,039	34,509	(8,471)	-24.5%	34,509
Vote 5 - Public Works and Basic Services		41,584	38,939	45,574	6,661	38,935	45,574	(6,638)	-14.6%	45,574
Vote 6 - Planning and Development		3,547	4,835	4,745	648	4,142	4,745	(603)	-12.7%	4,745
Vote 7 - [NAME OF VOTE 7]		-	-	-	-	-	-	-	-	-
Vote 8 - [NAME OF VOTE 8]		-	-	-	-	-	-	-	-	-
Vote 9 - [NAME OF VOTE 9]		-	-	-	-	-	-	-	-	-
Vote 10 - [NAME OF VOTE 10]		-	-	-	-	-	-	-	-	-
Vote 11 - [NAME OF VOTE 11]		-	-	-	-	-	-	-	-	-
Vote 12 - [NAME OF VOTE 12]		-	-	-	-	-	-	-	-	-
Vote 13 - [NAME OF VOTE 13]		-	-	-	-	-	-	-	-	-
Vote 14 - [NAME OF VOTE 14]		-	-	-	-	-	-	-	-	-
Vote 15 - [NAME OF VOTE 15]		-	-	-	-	-	-	-	-	-
<b>Total Expenditure by Vote</b>	<b>2</b>	<b>169,614</b>	<b>203,276</b>	<b>205,516</b>	<b>20,889</b>	<b>166,277</b>	<b>205,516</b>	<b>(39,239)</b>	<b>-19.1%</b>	<b>205,516</b>
<b>Surplus/ (Deficit) for the year</b>	<b>2</b>	<b>56,308</b>	<b>27,695</b>	<b>39,059</b>	<b>(15,174)</b>	<b>81,805</b>	<b>39,059</b>	<b>42,746</b>	<b>109.4%</b>	<b>39,059</b>

References

1. Insert 'Vote', e.g. Department, if different to standard classification structure
2. Must reconcile to Monthly Budget Statement - Financial Performance Statement (standard classification)

## KZN436 Dr Nkosazana Dlamini Zuma - Table C4 Monthly Budget Statement - Financial Performance (revenue and expenditure) - M12 June

Description	Ref	Budget Year 2020/21								
		2019/20 Audited Outcome	Original Budget	Adjusted Budget	Monthly actual	YearTD actual	YearTD budget	YTD variance	YTD variance %	Full Year Forecast
<b>R thousands</b>										
<b>Revenue By Source</b>										
Property rates		33,001	34,425	28,649	(93)	31,495	28,649	2,846	10%	28,649
Service charges - electricity revenue		-	-	-	-	-	-	-	-	-
Service charges - water revenue		-	-	-	-	-	-	-	-	-
Service charges - sanitation revenue		-	-	-	-	-	-	-	-	-
Service charges - refuse revenue		3,423	3,608	3,893	566	3,823	3,893	(70)	-2%	3,893
Service charges - other		-	-	-	-	-	-	-	-	-
Rental of facilities and equipment		836	831	831	44	903	831	71	9%	831
Interest earned - external investments		8,172	8,090	6,100	728	6,403	6,100	303	5%	6,100
Interest earned - outstanding debtors		3,132	2,294	4,283	466	5,355	4,283	1,072	25%	4,283
Dividends received		-	-	-	-	-	-	-	-	-
Fines, penalties and forfeits		2,552	726	726	74	1,492	726	766	106%	726
Licences and permits		493	753	503	28	416	503	(87)	-17%	503
Agency services		-	32	409	-	306	409	(103)	-25%	409
Transfers and subsidies		135,794	143,638	168,944	360	168,530	168,944	(414)	0%	168,944
Other revenue		376	1,004	595	43	291	595	(304)	-51%	595
Gains on disposal of PPE		6,902	8,581	200	-	-	200	(200)	-100%	200
<b>Total Revenue (excluding capital transfers and contributions)</b>		<b>194,682</b>	<b>203,982</b>	<b>215,134</b>	<b>2,217</b>	<b>219,015</b>	<b>215,134</b>	<b>3,881</b>	<b>2%</b>	<b>215,134</b>
<b>Expenditure By Type</b>										
Employee related costs		58,124	70,219	70,219	5,537	63,872	70,219	(6,347)	-9%	70,219
Remuneration of councillors		11,598	11,901	11,901	966	11,598	11,901	(304)	-3%	11,901
Debt impairment		9,333	11,060	11,060	-	-	11,060	(11,060)	-100%	11,060
Depreciation & asset impairment		27,481	41,625	34,752	2,562	30,977	34,752	(3,775)	-11%	34,752
Finance charges		181	291	291	3	149	291	(143)	-49%	291
Bulk purchases		-	-	-	-	-	-	-	-	-
Other materials		1,986	3,998	5,295	1,447	2,669	5,295	(2,626)	-50%	5,295
Contracted services		34,836	33,860	40,173	6,725	30,928	40,173	(9,246)	-23%	40,173
Transfers and subsidies		1,496	1,990	2,537	87	2,046	2,537	(492)	-19%	2,537
Other expenditure		24,579	28,331	29,288	3,562	24,040	29,288	(5,248)	-18%	29,288
Loss on disposal of PPE		-	-	-	-	-	-	-	-	-
<b>Total Expenditure</b>		<b>169,614</b>	<b>203,276</b>	<b>205,516</b>	<b>20,889</b>	<b>166,277</b>	<b>205,516</b>	<b>(39,239)</b>	<b>-19%</b>	<b>205,516</b>
<b>Surplus/(Deficit)</b>		<b>25,068</b>	<b>706</b>	<b>9,617</b>	<b>(18,672)</b>	<b>52,738</b>	<b>9,617</b>	<b>43,121</b>	<b>0</b>	<b>9,617</b>
Transfers and subsidies - capital (monetary allocations) (National / Provincial and District)		31,240	26,989	29,442	3,498	29,067	29,442	(375)	(0)	29,442
Transfers and subsidies - capital (monetary allocations) (National / Provincial Departmental Agencies, Households, Non-profit Institutions, Private Enterprises, Public Corporations, Higher Educational Institutions)		-	-	-	-	-	-	-	-	-
Transfers and subsidies - capital (in-kind - all)		-	-	-	-	-	-	-	-	-
<b>Surplus/(Deficit) after capital transfers &amp; contributions</b>		<b>56,308</b>	<b>27,695</b>	<b>39,059</b>	<b>(15,174)</b>	<b>81,805</b>	<b>39,059</b>			<b>39,059</b>
Taxation		-	-	-	-	-	-	-	-	-
<b>Surplus/(Deficit) after taxation</b>		<b>56,308</b>	<b>27,695</b>	<b>39,059</b>	<b>(15,174)</b>	<b>81,805</b>	<b>39,059</b>			<b>39,059</b>
Attributable to minorities		-	-	-	-	-	-	-	-	-
<b>Surplus/(Deficit) attributable to municipality</b>		<b>56,308</b>	<b>27,695</b>	<b>39,059</b>	<b>(15,174)</b>	<b>81,805</b>	<b>39,059</b>			<b>39,059</b>
Share of surplus/ (deficit) of associate		-	-	-	-	-	-	-	-	-
<b>Surplus/ (Deficit) for the year</b>		<b>56,308</b>	<b>27,695</b>	<b>39,059</b>	<b>(15,174)</b>	<b>81,805</b>	<b>39,059</b>			<b>39,059</b>

## References

1. Material variances to be explained on Table SC1

<b>Total Revenue</b>	<b>225,922</b>	<b>230,971</b>	<b>244,576</b>	<b>5,715</b>	<b>248,082</b>	<b>244,576</b>	<b>3,506</b>		<b>244,576</b>
----------------------	----------------	----------------	----------------	--------------	----------------	----------------	--------------	--	----------------

## KZN436 Dr Nkosazana Dlamini Zuma - Table C5 Monthly Budget Statement - Capital Expenditure (municipal vote, functional classification and funding) - M12 June

Vote Description	Ref	Budget Year 2020/21								
		2019/20 Audited Outcome	Original Budget	Adjusted Budget	Monthly actual	YearTD actual	YearTD budget	YTD variance	YTD variance %	Full Year Forecast
<b>R thousands</b>	<b>1</b>									
<b>Multi-Year expenditure appropriation</b>	<b>2</b>									
Vote 1 - Executive and Council		-	-	-	-	-	-	-	-	-
Vote 2 - Budget and Treasury		-	-	-	-	-	-	-	-	-
Vote 3 - Corporate Services		-	-	-	-	-	-	-	-	-
Vote 4 - Community Services		1,980	-	5,250	-	-	5,250	(5,250)	-100%	5,250
Vote 5 - Public Works and Basic Services		21,920	26,290	32,969	5,055	19,410	32,969	(13,559)	-41%	32,969
Vote 6 - Planning and Development		-	-	-	-	-	-	-	-	-
Vote 7 - [NAME OF VOTE 7]		-	-	-	-	-	-	-	-	-
Vote 8 - [NAME OF VOTE 8]		-	-	-	-	-	-	-	-	-
Vote 9 - [NAME OF VOTE 9]		-	-	-	-	-	-	-	-	-
Vote 10 - [NAME OF VOTE 10]		-	-	-	-	-	-	-	-	-
Vote 11 - [NAME OF VOTE 11]		-	-	-	-	-	-	-	-	-
Vote 12 - [NAME OF VOTE 12]		-	-	-	-	-	-	-	-	-
Vote 13 - [NAME OF VOTE 13]		-	-	-	-	-	-	-	-	-
Vote 14 - [NAME OF VOTE 14]		-	-	-	-	-	-	-	-	-
Vote 15 - [NAME OF VOTE 15]		-	-	-	-	-	-	-	-	-
<b>Total Capital Multi-year expenditure</b>	<b>4,7</b>	<b>23,900</b>	<b>26,290</b>	<b>38,219</b>	<b>5,055</b>	<b>19,410</b>	<b>38,219</b>	<b>(18,809)</b>	<b>-49%</b>	<b>38,219</b>
<b>Single Year expenditure appropriation</b>	<b>2</b>									
Vote 1 - Executive and Council		177	577	732	13	129	732	(603)	-82%	732
Vote 2 - Budget and Treasury		780	360	426	1	394	426	(32)	-7%	426
Vote 3 - Corporate Services		1,071	691	1,061	168	419	1,061	(642)	-61%	1,061
Vote 4 - Community Services		6,902	10,276	10,659	2,566	4,702	10,659	(5,958)	-56%	10,659
Vote 5 - Public Works and Basic Services		44,430	62,753	68,341	18,483	48,893	68,341	(19,448)	-28%	68,341
Vote 6 - Planning and Development		29	130	170	-	65	170	(105)	-62%	170
Vote 7 - [NAME OF VOTE 7]		-	-	-	-	-	-	-	-	-
Vote 8 - [NAME OF VOTE 8]		-	-	-	-	-	-	-	-	-
Vote 9 - [NAME OF VOTE 9]		-	-	-	-	-	-	-	-	-
Vote 10 - [NAME OF VOTE 10]		-	-	-	-	-	-	-	-	-
Vote 11 - [NAME OF VOTE 11]		-	-	-	-	-	-	-	-	-
Vote 12 - [NAME OF VOTE 12]		-	-	-	-	-	-	-	-	-
Vote 13 - [NAME OF VOTE 13]		-	-	-	-	-	-	-	-	-
Vote 14 - [NAME OF VOTE 14]		-	-	-	-	-	-	-	-	-
Vote 15 - [NAME OF VOTE 15]		-	-	-	-	-	-	-	-	-
<b>Total Capital single-year expenditure</b>	<b>4</b>	<b>53,387</b>	<b>74,787</b>	<b>81,389</b>	<b>21,233</b>	<b>54,602</b>	<b>81,389</b>	<b>(26,787)</b>	<b>-33%</b>	<b>81,389</b>
<b>Total Capital Expenditure</b>	<b>3</b>	<b>77,287</b>	<b>101,077</b>	<b>119,608</b>	<b>26,287</b>	<b>74,012</b>	<b>119,608</b>	<b>(45,596)</b>	<b>-38%</b>	<b>119,608</b>
<b>Capital Expenditure - Functional Classification</b>										
<b>Governance and administration</b>		<b>2,027</b>	<b>2,376</b>	<b>2,967</b>	<b>260</b>	<b>1,019</b>	<b>2,967</b>	<b>(1,948)</b>	<b>-86%</b>	<b>2,967</b>
Executive and council		177	577	732	13	129	732	(603)	-82%	732
Finance and administration		1,850	1,799	2,235	247	890	2,235	(1,345)	-60%	2,235
Internal audit		-	-	-	-	-	-	-	-	-
<b>Community and public safety</b>		<b>9,074</b>	<b>10,826</b>	<b>16,459</b>	<b>2,566</b>	<b>4,702</b>	<b>16,459</b>	<b>(11,758)</b>	<b>-71%</b>	<b>16,459</b>
Community and social services		2,893	1,816	1,816	-	167	1,816	(1,849)	-91%	1,816
Sport and recreation		-	-	-	-	-	-	-	-	-
Public safety		6,181	9,010	14,643	2,566	4,534	14,643	(10,109)	-69%	14,643
Housing		-	-	-	-	-	-	-	-	-
Health		-	-	-	-	-	-	-	-	-
<b>Economic and environmental services</b>		<b>66,186</b>	<b>87,876</b>	<b>96,772</b>	<b>23,461</b>	<b>68,291</b>	<b>96,772</b>	<b>(28,481)</b>	<b>-29%</b>	<b>96,772</b>
Planning and development		65,988	83,384	92,310	23,430	68,064	92,310	(24,246)	-26%	92,310
Road transport		198	4,491	4,462	31	228	4,462	(4,234)	-95%	4,462
Environmental protection		-	-	-	-	-	-	-	-	-
<b>Trading services</b>		<b>-</b>	<b>-</b>	<b>3,409</b>	<b>-</b>	<b>-</b>	<b>3,409</b>	<b>(3,409)</b>	<b>-100%</b>	<b>3,409</b>
Energy sources		-	-	-	-	-	-	-	-	-
Water management		-	-	-	-	-	-	-	-	-
Waste water management		-	-	2,516	-	-	2,516	(2,516)	-100%	2,516
Waste management		-	-	894	-	-	894	(894)	-100%	894
<b>Other</b>		<b>-</b>	<b>-</b>	<b>-</b>	<b>-</b>	<b>-</b>	<b>-</b>	<b>-</b>	<b>-</b>	<b>-</b>
<b>Total Capital Expenditure - Functional Classification</b>	<b>3</b>	<b>77,287</b>	<b>101,077</b>	<b>119,608</b>	<b>26,287</b>	<b>74,012</b>	<b>119,608</b>	<b>(45,596)</b>	<b>-38%</b>	<b>119,608</b>
<b>Funded by:</b>										
National Government		32,067	26,989	26,658	5,298	25,684	26,658	(1,094)	-4%	26,658
Provincial Government		1,576	85	2,784	-	2,409	2,784	(375)	-13%	2,784
District Municipality		-	-	-	-	-	-	-	-	-
Other transfers and grants		-	-	-	-	-	-	-	-	-
Transfers recognised - capital		33,643	27,074	29,442	5,298	27,973	29,442	(1,469)	-5%	29,442
Public contributions & donations	5	-	-	-	-	-	-	-	-	-
Borrowing	6	-	-	-	-	-	-	-	-	-
Internally generated funds		44,242	74,003	90,166	20,990	46,039	90,166	(44,127)	-49%	90,166
<b>Total Capital Funding</b>		<b>77,885</b>	<b>101,077</b>	<b>119,608</b>	<b>26,287</b>	<b>74,012</b>	<b>119,608</b>	<b>(45,596)</b>	<b>-38%</b>	<b>119,608</b>

## References

- Municipalities may choose to appropriate for capital expenditure for three years or for one year (if one year appropriation projected expenditure required for yr2 and yr3).
- Include capital component of PPP unitary payment
- Capital expenditure by functional classification must reconcile to the total of multi-year and single year appropriations
- Include expenditure on investment property, intangible and biological assets
- Must reconcile to Monthly Budget Statement Financial Performance (revenue and expenditure)
- Include finance leases and PPP capital funding component of unitary payment - total borrowing/repayments to reconcile to changes in Table SA17

## KZN436 Dr Nkosazana Dlamini Zuma - Table C6 Monthly Budget Statement - Financial Position - M12 June

Description	Ref	2019/20	Budget Year 2020/21			
		Audited Outcome	Original Budget	Adjusted Budget	YearTD actual	Full Year Forecast
<b>R thousands</b>	1					
<b>ASSETS</b>						
<b>Current assets</b>						
Cash		4,847	5,822	17,760	110,234	17,760
Call investment deposits		119,356	56,361	62,870	48,998	62,870
Consumer debtors		60,822	30,058	35,309	38,474	35,309
Other debtors		2,931	4,205	3,517	(8,206)	3,517
Current portion of long-term receivables		-	-	-	-	-
Inventory		0	-	-	-	-
<b>Total current assets</b>		<b>187,956</b>	<b>96,446</b>	<b>119,456</b>	<b>189,500</b>	<b>119,456</b>
<b>Non current assets</b>						
Long-term receivables		-	-	-	-	-
Investments		-	-	-	-	-
Investment property		20,411	20,300	20,411	20,411	20,411
Investments in Associate		-	-	-	-	-
Property, plant and equipment		382,397	483,291	494,550	453,814	494,550
Agricultural		-	-	-	-	-
Biological assets		-	-	-	-	-
Intangible assets		43	35	210	124	210
Other non-current assets		-	60	-	-	-
<b>Total non current assets</b>		<b>402,850</b>	<b>503,685</b>	<b>515,170</b>	<b>474,349</b>	<b>515,170</b>
<b>TOTAL ASSETS</b>		<b>590,806</b>	<b>600,131</b>	<b>634,626</b>	<b>663,849</b>	<b>634,626</b>
<b>LIABILITIES</b>						
<b>Current liabilities</b>						
Bank overdraft		-	-	-	-	-
Borrowing		370	678	0	0	0
Consumer deposits		4	6	(17)	(18)	(17)
Trade and other payables		50,145	44,027	48,383	35,414	48,383
Provisions		1,329	6,412	7,258	6,706	7,258
<b>Total current liabilities</b>		<b>51,847</b>	<b>51,123</b>	<b>55,625</b>	<b>42,103</b>	<b>55,625</b>
<b>Non current liabilities</b>						
Borrowing		171	540	171	171	171
Provisions		16,942	16,857	18,041	18,041	18,041
<b>Total non current liabilities</b>		<b>17,113</b>	<b>17,397</b>	<b>18,212</b>	<b>18,212</b>	<b>18,212</b>
<b>TOTAL LIABILITIES</b>		<b>68,959</b>	<b>68,521</b>	<b>73,837</b>	<b>60,314</b>	<b>73,837</b>
<b>NET ASSETS</b>	2	<b>521,847</b>	<b>531,610</b>	<b>560,789</b>	<b>603,535</b>	<b>560,789</b>
<b>COMMUNITY WEALTH/EQUITY</b>						
Accumulated Surplus/(Deficit)		516,619	526,783	555,561	516,501	555,561
Reserves		5,228	4,827	5,228	5,228	5,228
<b>TOTAL COMMUNITY WEALTH/EQUITY</b>	2	<b>521,847</b>	<b>531,610</b>	<b>560,789</b>	<b>521,730</b>	<b>560,789</b>

References

1. Material variances to be explained in Table SC1
2. Total Assets must balance with Total Liabilities
3. Net Assets must balance with Total Community Wealth/Equity

## KZN436 Dr Nkosazana Dlamini Zuma - Table C7 Monthly Budget Statement - Cash Flow - M12 June

Description	Ref	2019/20	Budget Year 2020/21							
		Audited Outcome	Original Budget	Adjusted Budget	Monthly actual	YearTD actual	YearTD budget	YTD variance	YTD variance %	Full Year Forecast
<b>R thousands</b>										
<b>CASH FLOW FROM OPERATING ACTIVITIES</b>										
<b>Receipts</b>										
Property rates		33,001	24,575	20,054	(1,344)	(24,999)	20,054	(45,053)	-225%	20,054
Service charges		3,423	2,706	2,789	(221)	(2,363)	2,789	(5,151)	-185%	2,789
Other revenue		18,962	3,164	2,752	(86)	(1,193)	2,752	(3,945)	-143%	2,752
Government - operating		167,034	136,708	176,673	-	(243,593)	176,673	(420,266)	-238%	176,673
Government - capital		27,149	26,989	27,033	-	(20,658)	27,033	(47,691)	-176%	27,033
Interest		8,037	8,090	6,100	(1)	(169)	6,100	(6,269)	-103%	6,100
Dividends		-	-	-	-	-	-	-	-	-
<b>Payments</b>										
Suppliers and employees		(182,069)	(147,804)	(156,918)	(2,806)	(22,960)	(156,918)	(133,958)	85%	(156,918)
Finance charges		(177)	(291)	(291)	-	-	(291)	(291)	100%	(291)
Transfers and Grants		(1,496)	(1,990)	(2,987)	-	(2,409)	(2,987)	(578)	19%	(2,987)
<b>NET CASH FROM/(USED) OPERATING ACTIVITIES</b>		<b>73,865</b>	<b>52,146</b>	<b>75,204</b>	<b>(4,458)</b>	<b>(318,343)</b>	<b>75,204</b>	<b>393,547</b>	<b>523%</b>	<b>75,204</b>
<b>CASH FLOWS FROM INVESTING ACTIVITIES</b>										
<b>Receipts</b>										
Proceeds on disposal of PPE		7,043	8,581	1,200	-	-	1,200	(1,200)	-100%	1,200
Decrease (Increase) in non-current debtors		-	-	-	-	-	-	-	-	-
Decrease (increase) other non-current receivables		-	-	-	-	-	-	-	-	-
Decrease (increase) in non-current investments		-	-	-	-	-	-	-	-	-
<b>Payments</b>										
Capital assets		(77,543)	(101,077)	(119,608)	-	-	-	-	-	-
<b>NET CASH FROM/(USED) INVESTING ACTIVITIES</b>		<b>(70,500)</b>	<b>(92,496)</b>	<b>(118,408)</b>	<b>-</b>	<b>-</b>	<b>1,200</b>	<b>1,200</b>	<b>100%</b>	<b>1,200</b>
<b>CASH FLOWS FROM FINANCING ACTIVITIES</b>										
<b>Receipts</b>										
Short term loans		-	-	-	-	-	-	-	-	-
Borrowing long term/refinancing		-	-	-	-	-	-	-	-	-
Increase (decrease) in consumer deposits		-	-	-	-	-	-	-	-	-
<b>Payments</b>										
Repayment of borrowing		(847)	(678)	-	-	-	-	-	-	-
<b>NET CASH FROM/(USED) FINANCING ACTIVITIES</b>		<b>(847)</b>	<b>(678)</b>	<b>-</b>	<b>-</b>	<b>-</b>	<b>-</b>	<b>-</b>	<b>-</b>	<b>-</b>
<b>NET INCREASE/ (DECREASE) IN CASH HELD</b>		<b>2,518</b>	<b>(41,028)</b>	<b>(43,204)</b>	<b>(4,458)</b>	<b>(318,343)</b>	<b>76,404</b>			<b>76,404</b>
Cash/cash equivalents at beginning:		121,665	86,790	124,203		124,203	124,203			124,203
Cash/cash equivalents at month/year end:		124,203	47,763	81,000		(194,139)	200,607			200,607

References

1. Material variances to be explained in Table SC1

# BANK ACCOUNT WITHDRAWALS NOT IN TERMS OF AN APPROVED BUDGET

000040

## Municipal Finance Management Act, section 11(4)

Consolidated Quarterly Report for period 30/04/2021 to 30/06/2021 (complete relevant period)



Date	Payee	Amount in R'000	Description and Purpose	Authorised by (name)
<b>1. Section 11(b) - Expenditure authorised by the MEC for finance in terms of section 26 (4) when a municipality has failed to approve a budget by 30 June;</b>				
<b>2. Section 11(c) - Unforeseeable and unavoidable expenditure authorised by the mayor in terms of section 29 (1);</b>				
<b>3. Section 11(d) - Payments from a trust, charitable or relief fund without budget appropriation in terms of section 12(4);</b>				
<b>4. Section 11(e) - Payments to a person or organ of state of money received by the municipality on behalf of that person or organ of state, including</b>				
<b>(i) money collected by the municipality on behalf of that person or organ of state by agreement; or</b>				
<b>(ii) any insurance or other payments received by the municipality for that person or organ of state;</b>				
<b>5. Section 11(f) - Refund money incorrectly paid into a bank account;</b>				
<b>6. Section 11(g) - Refund guarantees, sureties and security deposits;</b>				
<b>7. Section 11(h) - Payments for cash management and investment purposes in accordance with section 13;</b>				
8/4/2021		20,000,000.00	Transfere from Primary Account to FNB Bank	KMB Mzimela(CFO) and NC Zezi (MM)
12/4/2021		87,628.36	Transfere from Primary Account to FNB Bank	KMB Mzimela(CFO) and NC Zezi (MM)
15/04/2021		2,000,000.00	Transfere from Money Market to Primary Account	KMB Mzimela(CFO) and NC Zezi (MM)
15/04/2021		30,000,000.00	Transfere from FNB Fixed Deposit to Primary Bank Account	KMB Mzimela(CFO) and NC Zezi (MM)
16/04/2021		1,338,478.08	Transfere from FNB Fixed Deposit to Primary Bank Account	KMB Mzimela(CFO) and NC Zezi (MM)
22/04/2021		3,500,000.00	Transfere from Money Market to Primary Account	KMB Mzimela(CFO) and NC Zezi (MM)
22/04/2021		30,000,000.00	Transfere from Primary Account to ABSA Bank	KMB Mzimela(CFO) and NC Zezi (MM)
29/04/2021		5,000,000.00	Transfere from Money Market to Primary Account	KMB Mzimela(CFO) and NC Zezi (MM)
14/05/2021		1,000,000.00	Transfere from Money Market to Primary Account	KMB Mzimela(CFO) and NC Zezi (MM)
24/05/2021		4,000,000.00	Transfere from Money Market to Primary Account	KMB Mzimela(CFO) and NC Zezi (MM)
28/05/2020		<b>30,795,012.25</b>	Transfere from Primary Account to Nedbank Account	KMB Mzimela(CFO) and NC Zezi (MM)
31/05/2021		3,000,000.00	Transfere from Money Market to Primary Account	KMB Mzimela(CFO) and NC Zezi (MM)
4/6/2021		15,000,000.00	Transfere from Primary Account to Standard Bank	KMB Mzimela(CFO) and NC Zezi (MM)
15/06/2021		2,000,000.00	Transfere from Money Market to Primary Account	KMB Mzimela(CFO) and NC Zezi (MM)
23/06/2021		<b>10,000,000.00</b>	Transfere from Money Market to Primary Account	KMB Mzimela(CFO) and NC Zezi (MM)
30/06/2021		17,500,000.00	Transfere from Primary Account to Money Market	KMB Mzimela(CFO) and NC Zezi (MM)
<b>8. Section 11(i) - To defray increased expenditure on a multi-year capital project in terms of section 31;</b>				
<b>9. Section 11(j) - Payments for such other purposes as may be prescribed from time-to-time.</b>				

**DISTRIBUTION**

1. Did the Accounting Officer table in Council a consolidated report of all withdrawals within 30 days after the end of the quarter;	YES / NO
2. Date the consolidated report was tabled; and	DATE :     /     /2021
3. Was the copy of the consolidated report of all withdrawals submitted to the Auditor General	YES / NO

**K.M.B. MZIMELA**  
CHIEF FINANCIAL OFFICER

**N.C. VEZI**  
MUNICIPAL MANAGER

**Instructions for completing this report:**

The Accounting Officer must include information motivating the non-budgetted withdrawals, action taken to rectify the breach and identify how funding will be sourced through an Adjustments Budget. This motivation can be an additional report to council or incorporated into the table above by inserting additional space. This report must be tabled in Council within 30 days after the end of each quarter where a withdrawal occurs.

**Withdrawals that must be reported each quarter:**

**Distribution:**

1. Table this report in a full council meeting, including additional motivation on action taken to rectify, within 30 days after the end of each quarter (section 11(4))
2. Submit a copy to the relevant National Treasury, Provincial Treasury and the Auditor-General

000047

PUBLIC SECTOR CHEQUE ACCOUNT: 62026224999

Tax Invoice/Statement Number : 2587

Date	Description	Amount	Balance	Accrued Bank Charges	
<b>Opening Balance</b>			<b>6,017,633.56 Cr</b>		
12 Apr	ADT Cash Deposit	04104006 Ndzim102155 Sewbudd	2,000.00 Cr	6,019,633.56 Cr	20.00
12 Apr	Cell Pmnt From	995 Brj Miles	562.00 Cr	6,020,195.56 Cr	
12 Apr	FNB OB Pmt	Kwas 26565	347.60 Cr	6,020,543.16 Cr	
12 Apr	FNB OB Pmt	FNB OB 000012019 Esk Eskom Dornnybrook	2,527.79	6,018,015.37 Cr	
12 Apr	FNB OB Pmt	FNB OB 000012020 Esk Eskom Underberg Taxi	2,022.64	6,015,992.73 Cr	
12 Apr	FNB OB Pmt	FNB OB 000012021 Esk Eskom Buiwer Dumpsit	1,948.74	6,014,043.99 Cr	
12 Apr	FNB OB Pmt	FNB OB 000012022 Bla Blanket Investment	18,500.00	5,995,543.99 Cr	
12 Apr	FNB OB Trf	FNB OB Trf 000012023 Commercial Nstd Call	87,628.36	5,907,915.63 Cr	
12 Apr	FNB App Payment From	Ndzim 5935	1,000.00 Cr	5,908,915.63 Cr	
12 Apr	FNB OB Pmt	Matthew Francis Inc	61,650.00 Cr	5,960,465.63 Cr	
12 Apr	FNB App Payment From	Ndzim 4262	845.00 Cr	5,961,310.63 Cr	
12 Apr	ATM Acc Payment	Ndzim 238295	1,100.00 Cr	5,962,410.63 Cr	
12 Apr	ATM Acc Payment	Ndzim 238285	410.00 Cr	5,962,820.63 Cr	
12 Apr	FNB OB Pmt	Ndzim49579	719.67 Cr	5,963,540.30 Cr	
12 Apr	FNB OB Pmt	Ndzim49586	411.74 Cr	5,963,952.04 Cr	
12 Apr	Cash Deposit	Undberg D8333	750.00 Cr	5,964,702.04 Cr	18.96
12 Apr	Cash Deposit	Undberg Dltc	1,334.00 Cr	5,966,036.04 Cr	33.18
12 Apr	Magtape Credit	259125	117.00 Cr	5,966,153.04 Cr	
12 Apr	Magtape Credit	Eduacted Risk 123185	150.00 Cr	5,966,303.04 Cr	
12 Apr	Magtape Credit	Ndz30061060	319.00 Cr	5,966,622.04 Cr	
12 Apr	Magtape Credit	ABSA Bank Kwas 110175	437.92 Cr	5,967,059.96 Cr	
12 Apr	Magtape Credit	63681	1,000.00 Cr	5,968,059.96 Cr	
12 Apr	Magtape Credit	259125	1,042.77 Cr	5,969,102.73 Cr	
12 Apr	Magtape Credit	264675 Mrs L Redfern	1,500.00 Cr	5,970,602.73 Cr	
12 Apr	Magtape Credit	Ndzim 30061297	1,500.00 Cr	5,972,102.73 Cr	
12 Apr	Magtape Credit	ABSA Bank Erf 231 Himeville	1,820.00 Cr	5,973,922.73 Cr	
12 Apr	Magtape Credit	ABSA Bank Ndzim 845	2,439.70 Cr	5,976,362.43 Cr	
12 Apr	Magtape Credit	Investecpbndzlm 149135	2,607.70 Cr	5,978,970.13 Cr	
12 Apr	Magtape Credit	259125	3,645.60 Cr	5,982,615.73 Cr	
12 Apr	Magtape Credit	Investecpb30060100	32,240.58 Cr	6,014,856.31 Cr	
12 Apr	FNB App Payment From	Ndzim 30058549	150.00 Cr	6,015,006.31 Cr	
<b>Closing Balance</b>			<b>6,015,006.31 Cr</b>		

Please contact us within 30 days from your statement date, should you wish to query an entry on this statement (incl. card transactions done during this statement period, but not yet reflecting). Should we not hear from you, we will assume that you have received the statement and that it is correct.

# Inclusive of VAT @ 15.00% = R 0.00  
Total VAT Charged : R 0.00

First National Bank - a division of FirstRand Bank Limited. Registration Number 1929/001225/06.  
An Authorised Financial Services and Credit Provider (NCRCP20).

On 24 July 2020, the Prime Lending Rate changed to 7.00%. This may impact the rate on any of your credit facilities.

Branch Number	Account Number	Date	DDA DB/AV/2E/XR/XR/RK/PE/L7/WB/N	FNBUS
887	62026224999	21/04/12	Public Sector Cheque Account	



000040

how can we help you?

BBST54 011302  
 \*DR NKOSAZANA DLAMINI ZUMA LOCAL MUNICIPALITY  
 P O BOX 43  
 HIMEVILLE  
 3256  
 XABAN@NDZ.GOV.ZA

P.O. Box 1153  
 Johannesburg, 2000  
 Street Address Business Investment Desk Branch  
 1 First Place, Mezzanine Fl, Bank City  
 Universal Branch Code 250655  
 📧 [privateservice@fnb.co.za](mailto:privateservice@fnb.co.za)  
 🌐 [fnb.co.za](http://fnb.co.za)  
 Lost Cards 087-575-9444  
 Account Enquiries 087-320-4321

Customer VAT Registration Number Not Provided  
 Bank VAT Registration Number 4210102051

Money Market Investment : 62235619197  
 Tax Invoice/Statement Number : 54  
 Statement Period : 1 April 2021 to 3 May 2021  
 Statement Date : 3 May 2021

Statement Balances		Bank Charges		Interest Rate	
Opening Balance	35,758,222.78 Cr	Service Fees	0.00	Credit Rate**	Tiered
Closing Balance	10,307,097.26 Cr	Cash Deposit Fees	0.00	Debit Rate (Non-NCA)	0.00%
# Inclusive of VAT @ 15.00%	0.00	Cash Handling Fees	0.00		
Total VAT	0.00	Other Fees	0.00		

Transactions in RAND (ZAR)

Date	Description	Amount	Balance	Accrued Bank Charge
08 Apr	Opening Transfer To Transfer To 7489460174894601051			
15 Apr	FNB OB Trf FNB OB Trf 000000009 Main Account Dr Nkos	30,000,000.00	5,758,222.78 Cr	
17 Apr	Int On Credit Balance	2,000,000.00	3,758,222.78 Cr	
22 Apr	FNB OB Trf FNB OB Trf 000000010 Main Account Dr Nkos	41,682.70 Cr	3,799,905.48 Cr	
23 Apr	Investment Deposit Financial Payout	3,500,000.00	299,905.48 Cr	
	<b>Closing Balance</b>	10,007,191.78 Cr	10,307,097.26 Cr	

R10,307,097.26 Cr

Please contact us within 30 days from your statement date, should you wish to query an entry on this statement (incl. card transactions done during this statement period, but not yet reflecting). Should we not hear from you, we will assume that you have received the statement and that it is correct.

For more information on your Pricing Option, please contact us or visit our website.

\*\*For the latest Credit Rates on product, please go to [fnb.co.za](http://fnb.co.za)

First National Bank is a division of FirstRand Bank Limited. Registration Number 1929/001220/00. An Authorised Financial Services and Credit Provider (NCRCP 20). On 24 July 2020, the Prime Lending Rate changed to 7.00%. This may impact the rate on any of your credit facilities.

Branch Number	Account Number	Date	DDA CE/00/CA/KY/KY/NA/B9/M6/DM/N	FN
878	62235619197	2021/05/03	MONEY MARKET INVESTMENT	





000040

how can we help you?

73532  
 \*DR NKOSAZANA DLAMINI ZUMA LOCAL  
 P O BOX 62  
 CREIGHTON  
 3263

✉ Business Investment Desk Branch  
 1 First Place, Mezzanine Fl, Bank City  
 P.O. Box 1153  
 Johannesburg, 2000  
 e-Mail [ipp@fnb.co.za](mailto:ipp@fnb.co.za)  
 Web [fnb.co.za](http://fnb.co.za)  
 Branch Code 00878

**Tax Invoice/Statement Number 1**

Customer VAT Reg. No. Not Provided  
 Bank VAT Reg. No. 4210102051  
 Product Fixed Deposits  
 Account Number 74894601051  
 Statement Period 08 April 2021 to 30 April 2021

Fixed Interest Rate 3.77% per annum  
 investment Period 14 Days  
 Maturity Date 13 May 2021

Date	Description	Amount	Balance
<b>Opening Balance as at 08 April 2021</b>		<b>ZAR</b>	<b>0.00</b>
08 Apr 2021	Transfer from 62235619197 62235619197	30 000 000.00 Cr	30 000 000.00 Cr
08 Apr 2021	62026224999	20 000 000.00 Cr	50 000 000.00 Cr
15 Apr 2021	Partial payout at renewal 62085824269	30 000 000.00	20 000 000.00 Cr
15 Apr 2021	Interest payment generated	35 958.90 Cr	20 035 958.90 Cr
29 Apr 2021	Partial payout at renewal 62085824269	5 000 000.00	15 035 958.90 Cr
29 Apr 2021	Interest payment generated	28 972.54 Cr	15 064 931.44 Cr
<b>Closing Balance as at 30 April 2021</b>		<b>ZAR</b>	<b>15 064 931.44 Cr</b>

If there is an entry on your statement you wish to query, please contact your nearest FNB branch or FNB Telephone Banking Enquiries at 087 520 4321 as soon as possible, preferably within 30 days, in order that it may be investigated.

First National Bank - a Division of FirstRand Bank Limited. Reg No. 1929/001225/06.  
 An Authorised Financial Services and Credit Provider (NCRCP20).

**The VAT rate has increased from 14% to 15% from 1 April 2018.**

# Inclusive of VAT @ 15.00%  
 Total VAT included on this statement R0.00  
 Total Bank Charges R0.00



**FNB**  
First National Bank

000050

how can we help you?

BBST71 018576

DR NKOSAZANA DLAMINI ZUMA LOCAL  
MUNICIPALITY  
BULWER COMMUNITY SERVICE CENTR  
P O BOX 62  
CREIGHTON  
3263

✉ P.O. Box 1153  
Johannesburg,2000  
Street Address Business Investment Desk Branch  
1 First Place, Mezzanine Fl,Bank City  
Universal Branch Code 250655  
✉ info@fnb.co.za  
🌐 fnb.co.za  
Lost Cards 087-575-9444  
Account Enquiries 087-320-4321

Customer VAT Registration Number Not Provided  
Bank VAT Registration Number 4210102051

Call Account : 62550105011  
Tax Invoice/Statement Number : 71  
Statement Period : 31 March 2021 to 30 April 2021  
Statement Date : 30 April 2021

Statement Balances		Bank Charges		Interest Rate	
Opening Balance	112,371.64 Cr	Service Fees	0.00	Credit Rate**	Tiered
Closing Balance	200,360.93 Cr	Cash Deposit Fees	0.00	Debit Rate (Non-NCA)	0.00%
# Inclusive of VAT @ 15.00%	2.41 Dr	Cash Handling Fees	0.00		
Total VAT	2.41 Dr	Other Fees	18.50 Dr		

Transactions in RAND (ZAR)

Date	Description	Amount	Balance	Accrued Bank Charge
12 Apr	FNB OB Trf FNB OB Trf Main Account Dr Nkos			
28 Apr	#Statement Fee	87,628.36Cr	200,000.00Cr	
28 Apr	#Value Added Serv Fees	0.00	200,000.00Cr	18.50
30 Apr	Int On Credit Balance	18.50	199,981.50Cr	
	<b>Closing Balance</b>	379.43Cr	200,360.93Cr	
			<b>R200,360.93Cr</b>	

Please contact us within 30 days from your statement date, should you wish to query an entry on this statement (incl. card transactions done during this statement period, but not yet reflecting). Should we not hear from you, we will assume that you have received the statement and that it is correct.

For more information on your Pricing Option, please contact us or visit our website.

\*\*For the latest Credit Rates on product, please go to fnb.co.za

First National Bank - a division of FirstRand Bank Limited. Registration Number 1929/001225/06. An Authorised Financial Services and Credit Provider (NCRCP20). On 24 July 2020, the Prime Lending Rate changed to 7.00%. This may impact the rate on any of your credit facilities.

Branch Number	Account Number	Date	DDA PB/00/CA/KY/KY/MM/B9/C3/DM/N	FN
878	62550105011	2021/04/30	CALL ACCOUNT	



000051

how can we help you?

BBST56 003808  
 \*DR NKOSAZANA DLAMINI ZUMA LOCAL MUNICIPALITY  
 P O BOX 43  
 HIMEVILLE  
 3256  
 XABAN@NDZ.GOV.ZA

☒ P.O. Box 1153  
 Johannesburg, 2000  
 Street Address Business Investment Desk Branch  
 1 First Place, Mezzanine Fl, Bank City  
 250655  
 Universal Branch Code  
 info@fnb.co.za  
 fnb.co.za  
 Lost Cards 087-575-9444  
 Account Enquiries 087-320-4321

Customer VAT Registration Number Not Provided  
 Bank VAT Registration Number 4210102051

Money Market Investment : 62235619197  
 Tax Invoice/Statement Number : 56  
 Statement Period : 1 June 2021 to 1 July 2021  
 Statement Date : 1 July 2021

Statement Balances		Bank Charges		Interest Rate	
Opening Balance	8,321,593.69 Cr	Service Fees	0.00	Credit Rate**	Tiered
Closing Balance	25,099,606.13 Cr	Cash Deposit Fees	0.00	Debit Rate (Non-NCA)	0.00%
# Inclusive of VAT @ 15.00%	0.00	Cash Handling Fees	0.00		
Total VAT (ZAR)	0.00	Other Fees	0.00		

Transactions in RAND (ZAR)

Date	Description	Amount	Balance	Accrued Bank Charge
14 Jun	Investment Deposit Financial Payout			
15 Jun	FNB OB Trf FNB OB Trf 000000013 Main Account Dr Nkos	15,138,299.92 Cr	23,459,893.61 Cr	
18 Jun	Int On Credit Balance	2,000,000.00	21,459,893.61 Cr	
23 Jun	FNB OB Trf FNB OB Trf 000000014 Main Account Dr Nkos	16,119.34 Cr	21,476,012.95 Cr	
30 Jun	Investment Deposit Financial Payout	10,000,000.00	11,476,012.95 Cr	
30 Jun	FNB OB Trf FNB OB Trf 000000015 Main Account Dr Nkos	31,123,593.18 Cr	42,599,606.13 Cr	
	<b>Closing Balance</b>	17,500,000.00	25,099,606.13 Cr	

Turnover for Statement Period	
No. Credit Transactions 3	46,278,012.44 Cr
No. Debit Transactions 3	29,500,000.00 Dr

Please contact us within 30 days from your statement date, should you wish to query an entry on this statement (incl. card transactions done during this statement period, but not yet reflecting). Should we not hear from you, we will assume that you have received the statement and that it is correct.

For more information on your Pricing Option, please contact us or visit our website.  
 \*\*For the latest Credit Rates on product, please go to fnb.co.za  
 First National Bank - a division of FirstRand Bank Limited. Registration Number 1929/001225/06. An Authorised Financial Services and Credit Provider (NCRCP20).  
 On 24 July 2020, the Prime Lending Rate changed to 7.00%. This may impact the rate on any of your credit facilities.

Branch Number	Account Number	Date	DDA CE/00/CA/KY/KY/NA/B9/M6/DM/N	FN
878	62235619197	2021/07/01	MONEY MARKET INVESTMENT	

XSRZENO:62235619197

000000

PUBLIC SECTOR CHEQUE ACCOUNT: 62026224999

Tax Invoice/Statement Number : 2584

Date	Description	Amount	Balance	Accrued Bank Charges
<b>Opening Balance</b>			<b>26,105,190.34 Cr</b>	
08 Apr	FNB OB Pmt 30057665	650.00 Cr	26,105,840.34 Cr	
08 Apr	FNB OB Pmt Ndzlm 107185	1,049.00 Cr	26,106,889.34 Cr	
08 Apr	FNB App Payment From 21395	1,964.65 Cr	26,108,853.99 Cr	
08 Apr	Cash Deposit Undberg D8332	1,500.00 Cr	26,110,353.99 Cr	35.55
08 Apr	FNB App Payment From Ndzlm 144395	863.04 Cr	26,111,217.03 Cr	
08 Apr	Branch Trf To 74894601051	20,000,000.00	6,111,217.03 Cr	80.00
08 Apr	FNB App Payment From 238635	1,823.00 Cr	6,113,040.03 Cr	
08 Apr	FNB OB Pmt H/Villelandswapsplum	13,273.00 Cr	6,126,313.03 Cr	
08 Apr	FNB OB Pmt Kwa 123315	1,500.00 Cr	6,127,813.03 Cr	
08 Apr	Magtape Credit Ndzlm 181175	300.00 Cr	6,128,113.03 Cr	
08 Apr	Magtape Credit Ndzlm 30057892	400.00 Cr	6,128,513.03 Cr	
08 Apr	Magtape Credit 136425	450.00 Cr	6,128,963.03 Cr	
08 Apr	Magtape Credit 30055924	473.29 Cr	6,129,436.32 Cr	
08 Apr	Magtape Credit Investecpbndzlm 149025	944.28 Cr	6,130,380.60 Cr	
08 Apr	Magtape Credit Kwaden Farms-ndzlm 30059966	1,152.85 Cr	6,131,533.45 Cr	
08 Apr	Magtape Credit ABSA Bank Kwas 266011	1,500.00 Cr	6,133,033.45 Cr	
08 Apr	Magtape Credit Ndzlm264655	4,321.77 Cr	6,137,355.22 Cr	
08 Apr	Magtape Credit Eskom Befl2600002854heskom Hol	13,696.60 Cr	6,151,051.82 Cr	
08 Apr	Magtape Credit Basa23 104s1001000123	28,026.04 Cr	6,179,077.86 Cr	
08 Apr	Internal Debit Order First Autopaym 80408 Com00001	223,691.41	5,955,386.45 Cr	4.20
<b>Closing Balance</b>			<b>5,955,386.45 Cr</b>	

Please contact us within 30 days from your statement date, should you wish to query an entry on this statement (incl. card transactions done during this statement period, but not yet reflecting). Should we not hear from you, we will assume that you have received the statement and that it is correct.

# Inclusive of VAT @ 15.00% = R 0.00

Total VAT Charged : R 0.00

First National Bank - a division of FirstRand Bank Limited. Registration Number 1929/001225/06.  
An Authorised Financial Services and Credit Provider (NCRCP20).

On 24 July 2020, the Prime Lending Rate changed to 7.00%. This may impact the rate on any of your credit facilities.

Page 2 of 2

Delivery Method E1 R05  
EN/DA/NV/DDA DB  
887

Branch Number	Account Number	Date	DDA DB/AVI/2E/XR/XR/RK/PE/L7/WB/N	FNBUS
887	62026224999	21/04/08	Public Sector Cheque Account	

34700

000000

PUBLIC SECTOR CHEQUE ACCOUNT: 62026224999

Tax Invoice/Statement Number : 2590

Date	Description	Amount	Balance	Accrued Bank Charges
<b>Opening Balance</b>			<b>6,225,101.38 Cr</b>	
15 Apr	Scheduled Pymt From Mr Edward M Wiggili	350.00 Cr	6,225,451.38 Cr	
15 Apr	Cell Pmnt From Kwas26475	400.00 Cr	6,225,851.38 Cr	
15 Apr	FNB App Payment From Ndz 30058738	1,200.00 Cr	6,227,051.38 Cr	
15 Apr	FNB OB Pmt Ndzim30062140	10,174.04 Cr	6,237,225.42 Cr	
15 Apr	FNB OB Pmt Ndzim32016	10,000.00 Cr	6,247,225.42 Cr	
15 Apr	ADT Cash Deposit 00887107 30055498	400.00 Cr	6,247,625.42 Cr	4.00
15 Apr	Cash Deposit Undberg D8334	500.00 Cr	6,248,125.42 Cr	11.85
15 Apr	Cash Deposit Undberg D8335	3,300.00 Cr	6,251,425.42 Cr	78.21
15 Apr	Cash Deposit Undberg D8336	440.00 Cr	6,251,865.42 Cr	11.85
15 Apr	Cash Deposit Undberg D8337	1,300.00 Cr	6,253,165.42 Cr	30.81
15 Apr	Cash Deposit Undberg Dltc	321.00 Cr	6,253,486.42 Cr	9.48
15 Apr	Cash Deposit Undberg Dltc	1,944.00 Cr	6,255,430.42 Cr	47.40
15 Apr	FNB OB Pmt FNB Cash Investments	30,000,000.00 Cr	36,255,430.42 Cr	
15 Apr	FNB OB Pmt Ndzim 26965	866.95 Cr	36,256,297.37 Cr	
15 Apr	FNB OB Trf FNB OB Trf Business Money Marke	2,000,000.00 Cr	38,256,297.37 Cr	
15 Apr	FNB OB Pmt FNB OB 000012024 K20 K2019285591	21,500.00	38,234,797.37 Cr	
15 Apr	FNB OB Pmt FNB OB 000012025 Mph Mphungashe Trad	7,300.00	38,227,497.37 Cr	
15 Apr	FNB OB Pmt FNB OB 000012026 Jab Jabulani & Nobu	2,000.00	38,225,497.37 Cr	
15 Apr	FNB OB Pmt FNB OB 000012027 Sen Senzy Trading E	10,000.00	38,215,497.37 Cr	
15 Apr	FNB OB Pmt FNB OB 000012028 Lus Lusted & Johnso	7,327.78	38,208,169.59 Cr	
15 Apr	FNB OB Pmt FNB OB 000012029 Ver Versatilir Inter	5,635.00	38,202,534.59 Cr	
15 Apr	FNB OB Pmt FNB OB 000012030 Aya Ayanda Mbanga	5,657.54	38,196,877.05 Cr	
15 Apr	FNB OB Pmt FNB OB 000012031 Ale Alert Stationer	7,578.50	38,189,298.55 Cr	
15 Apr	FNB OB Pmt FNB OB 000012032 The The Institute O	2,059.75	38,187,238.80 Cr	
15 Apr	FNB OB Pmt FNB OB 000012033 Ama Amavuyo Caterin	29,800.00	38,157,438.80 Cr	
15 Apr	FNB OB Pmt FNB OB 000012034 Mbu Mbusiba Trading	1,150.00	38,156,288.80 Cr	
15 Apr	FNB OB Pmt FNB OB 000012035 The The Institute O	5,445.25	38,150,843.55 Cr	
15 Apr	FNB OB Pmt FNB OB 000012036 The The Don Ira Fam	4,345.12	38,146,498.43 Cr	
15 Apr	FNB OB Pmt FNB OB 000012037 Sa Sa Post Office	2,965.70	38,143,532.73 Cr	
15 Apr	FNB OB Pmt FNB OB 000012038 Mzc Mzomsha Projec	51,566.95	38,091,965.78 Cr	
15 Apr	FNB OB Pmt FNB OB 000012039 Igo Igoda Project P	16,723.20	38,075,242.58 Cr	
15 Apr	FNB OB Pmt FNB OB 000012040 Ste Stedone Develop	648,057.84	37,427,184.74 Cr	
15 Apr	FNB OB Pmt FNB OB 000012041 Sib Sibane Group Jv	1,238,266.54	36,188,918.20 Cr	
15 Apr	FNB OB Pmt FNB OB 000012042 Igo Igoda Project P	33,446.40	36,155,471.80 Cr	
15 Apr	FNB OB Pmt FNB OB 000012043 Igo Igoda Project P	31,356.00	36,124,115.80 Cr	
15 Apr	FNB OB Pmt FNB OB 000012044 Igo Igoda Project P	232,791.57	35,891,324.23 Cr	
15 Apr	FNB OB Pmt FNB OB 000012045 Sib Sibane Group Jv	1,446,975.89	34,444,348.34 Cr	
15 Apr	FNB OB Pmt FNB OB 000012046 Igo Igoda Project P	204,859.98	34,239,488.36 Cr	
15 Apr	FNB OB Pmt FNB OB 000012047 Igo Igoda Project P	31,356.00	34,208,132.36 Cr	
15 Apr	FNB OB Pmt FNB OB 000012048 Cha Charred Institu	4,680.00	34,203,452.36 Cr	
15 Apr	FNB OB Pmt FNB OB 000012049 Cha Charred Institu	22,646.00	34,180,806.36 Cr	
15 Apr	FNB OB Pmt FNB OB 000012050 Cha Charred Institu	1,060.00	34,179,746.36 Cr	
15 Apr	FNB OB Pmt FNB OB 000012051 Und Underberg Forge	7,629.59	34,172,116.77 Cr	
15 Apr	FNB OB Pmt FNB OB 000012052 Sdu Sdudula Trading	27,800.00	34,144,316.77 Cr	
15 Apr	FNB OB Pmt FNB OB 000012053 Kam Kamaphatha Cons	20,860.00	34,123,456.77 Cr	
15 Apr	FNB OB Pmt FNB OB 000012054 Mat Mathutha Tradin	27,840.00	34,095,616.77 Cr	
15 Apr	FNB OB Pmt FNB OB 000012055 Isi Isite Internet	4,056.86	34,091,559.91 Cr	
15 Apr	FNB OB Pmt FNB OB 000012056 Nas Nashua	55,078.20	34,036,481.71 Cr	
15 Apr	FNB OB Pmt FNB OB 000012057 Tun Tunimart Travel	34,162.80	34,002,318.91 Cr	

Branch Number	Account Number	Date	DDA DB/AV/2E/XR/XR/RK/PE/L7/WB/N	FNBUS
887	62026224999	21/04/15	Public Sector Cheque Account	



000004

how can we help you?

BBST2596 012877  
 \*DR NKOSAZANA DLAMINI ZUMA LOCAL  
 MUNICIPALITY  
 P O BOX 62  
 CREIGHTON  
 3263  
 MTUNGWAP@NDZ.GOV.ZA

P O Box 219  
 Underberg 3257  
**Street Address** Underberg  
 Main Street  
**Universal Branch Code** 250655  
 [fnb.co.za](http://fnb.co.za)  
**Lost Cards** 087-575-9406  
**Account Enquiries** 087-736-2247  
**Fraud** 087-311-8607

Customer VAT Registration Number Not Provided  
 Bank VAT Registration Number 4210102051

Public Sector Cheque Account : 62026224999

Tax Invoice/Statement Number : 2596  
 Statement Period : 21 April 2021 to 22 April 2021  
 Statement Date : 22 April 2021

Statement Balances		Bank Charges		Interest Rate	
Opening Balance	33,613,118.28 Cr	Service Fees	0.00	Credit Rate**	1.50%
Closing Balance	5,890,287.66 Cr	Cash Deposit Fees	0.00	Debit Rate (Non-NCA)	10.00%
# Inclusive of VAT @ 15.00%	0.00	Cash Handling Fees	0.00		
Total VAT (ZAR)	0.00	Other Fees	0.00		

Transactions in RAND (ZAR)

Date	Description	Amount	Balance	Accrued Bank Charge
22 Apr	FNB OB Pmt Ndzm 30057359 Konko	9,633.56Cr	33,622,751.84Cr	
22 Apr	FNB App Payment From 53015	1,663.95Cr	33,624,415.79Cr	
22 Apr	FNB OB Trf FNB OB Trf Business Money Marke	3,500,000.00Cr	37,124,415.79Cr	
22 Apr	Rtc Credit Business License S	228.00Cr	37,124,643.79Cr	
22 Apr	FNB OB Pmt FNB OB 000012064 Abs	30,000,000.00	7,124,643.79Cr	
22 Apr	FNB OB Pmt FNB OB 000012065 App	13,500.00	7,111,143.79Cr	
22 Apr	FNB OB Pmt FNB OB 000012499 Avb	24,980.80	7,086,162.99Cr	
22 Apr	FNB OB Pmt FNB OB 000012500 Ass	17,068.05	7,069,094.94Cr	
22 Apr	FNB OB Pmt FNB OB 000012501 Met	71,373.20	6,997,721.74Cr	
22 Apr	FNB OB Pmt FNB OB 000012502 Lib	11,812.06	6,985,909.68Cr	
22 Apr	FNB OB Pmt FNB OB 000012503 Njm	4,180.00	6,981,729.68Cr	
22 Apr	FNB OB Pmt FNB OB 000012504 San	93,173.73	6,888,555.95Cr	
22 Apr	FNB OB Pmt FNB OB 000012505 Nsf	506.67	6,888,049.28Cr	
22 Apr	FNB OB Pmt FNB OB 000012506 D &	500.00	6,887,549.28Cr	
22 Apr	FNB OB Pmt FNB OB 000012507 D &	600.00	6,886,949.28Cr	
22 Apr	FNB OB Pmt FNB OB 000012508 D &	600.00	6,886,349.28Cr	
22 Apr	FNB OB Pmt FNB OB 000012509 D&R	850.00	6,885,499.28Cr	
22 Apr	FNB OB Pmt FNB OB 000012510 Ger	350.00	6,885,149.28Cr	
22 Apr	FNB OB Pmt FNB OB 000012511 Nb	500.00	6,884,649.28Cr	
22 Apr	FNB OB Pmt FNB OB 000012512 Pre	300.00	6,884,349.28Cr	
22 Apr	FNB OB Pmt FNB OB 000012513 Me	700.00	6,883,649.28Cr	
22 Apr	FNB OB Pmt FNB OB 000012514 C M	600.00	6,883,049.28Cr	
22 Apr	FNB OB Pmt FNB OB 000012515 Pit	455.00	6,882,594.28Cr	
22 Apr	FNB OB Pmt FNB OB 000012516 Anc	16,557.24	6,866,037.04Cr	
22 Apr	FNB OB Pmt FNB OB 000012517 Anc	4,300.00	6,861,737.04Cr	

Branch Number	Account Number	Date	DDA DB/2E/AV/XR/XR/PE/L7/WB/N	FN
887	62026224999	2021/04/22	PUBLIC SECTOR CHEQUE ACCOUNT	

PUBLIC SECTOR CHEQUE ACCOUNT: 62026224999

Tax Invoice/Statement Number : 2591

Date	Description	Amount	Balance	Accrued Bank Charges
<b>Opening Balance</b>			<b>32,245,779.44 Cr</b>	
16 Apr	FNB App Payment From Ndzlm 102195	1,610.45 Cr	32,247,389.89 Cr	
16 Apr	FNB OB Pmt Ndzlm 238535	5,246.72 Cr	32,252,636.61 Cr	
16 Apr	FNB OB Pmt Ndzlm 246345	4,415.37 Cr	32,257,051.98 Cr	
16 Apr	FNB OB Pmt Ndzlm 246325	5,516.96 Cr	32,262,568.94 Cr	
16 Apr	FNB OB Pmt Ndzlm 254155	908.20 Cr	32,263,477.14 Cr	
16 Apr	FNB OB Pmt Ndzlm 254145	715.95 Cr	32,264,193.09 Cr	
16 Apr	FNB OB Pmt Ndzlm 259745	967.00 Cr	32,265,160.09 Cr	
16 Apr	FNB OB Pmt 84635	359.80 Cr	32,265,519.89 Cr	
16 Apr	FNB OB Pmt FNB Cash Investments	1,338,478.08 Cr	33,603,997.97 Cr	
16 Apr	Cash Deposit Undberg Dltc	2,016.00 Cr	33,606,013.97 Cr	49.77
16 Apr	Cash Deposit Undberg D8338	3,500.00 Cr	33,609,513.97 Cr	82.95
16 Apr	FNB OB Pmt Ndzlm 30059344	1,542.27 Cr	33,611,056.24 Cr	
16 Apr	FNB OB Pmt 178855 Tt Collins	2,209.59 Cr	33,613,265.83 Cr	
16 Apr	Magtape Credit Maxprop Holding	4.37 Cr	33,613,270.20 Cr	
16 Apr	Magtape Credit Ndzlm 48248	250.00 Cr	33,613,520.20 Cr	
16 Apr	Magtape Credit Ndzlm 259655	329.65 Cr	33,613,849.85 Cr	
16 Apr	Magtape Credit Ndzlm 136115	515.55 Cr	33,614,365.40 Cr	
16 Apr	Magtape Credit Ndzlm 136105	651.45 Cr	33,615,016.85 Cr	
16 Apr	Magtape Credit Ref: 254745	948.60 Cr	33,615,965.45 Cr	
16 Apr	Magtape Credit Ndzlm 259605	2,000.00 Cr	33,617,965.45 Cr	
16 Apr	Magtape Credit Acc 30061101	2,000.00 Cr	33,619,965.45 Cr	
<b>Closing Balance</b>			<b>33,619,965.45 Cr</b>	

Please contact us within 30 days from your statement date, should you wish to query an entry on this statement (incl. card transactions done during this statement period, but not yet reflecting). Should we not hear from you, we will assume that you have received the statement and that it is correct.

# Inclusive of VAT @ 15.00% = R 0.00  
Total VAT Charged : R 0.00

First National Bank - a division of FirstRand Bank Limited. Registration Number 1929/001225/06.  
An Authorised Financial Services and Credit Provider (NCRCP20).

On 24 July 2020, the Prime Lending Rate changed to 7.00%. This may impact the rate on any of your credit facilities.

Branch Number	Account Number	Date	DDA DB/AV/2E/XR/XR/RK/PEL7/WB/N	FNBUS
887	62026224999	21/04/16	Public Sector Cheque Account	

Transactions in RAND (ZAR) : 62026224999

Date	Description	Amount	Balance	Accrued Bank Charge
29 Apr	FNB OB Pmt Acc 39345	476.00Cr	3,121,719.37Cr	
29 Apr	Int-Banking Pmt Frm 217575	584.91Cr	3,122,304.28Cr	
29 Apr	FNB OB Pmt Ndzim 67331	2,161.25Cr	3,124,465.53Cr	
29 Apr	FNB OB Pmt Kwas 265945	1,059.20Cr	3,125,524.73Cr	
29 Apr	FNB OB Pmt 246335	1,882.25Cr	3,127,406.98Cr	
29 Apr	FNB OB Pmt Kwas21495	1,029.60Cr	3,128,436.58Cr	
29 Apr	Cash Deposit Undberg			
		Dltc	1,794.00Cr	42.66
29 Apr	Cash Deposit Undberg			
		D8346	4,257.80Cr	101.91
29 Apr	Cash Deposit Undberg			
		D8345	2,135.00Cr	52.14
29 Apr	FNB OB Pmt FNB Cash Investments	5,000,000.00Cr	8,136,623.38Cr	
29 Apr	FNB OB Pmt Ndzim 115245	743.85Cr	8,137,367.23Cr	
29 Apr	FNB App Payment From 30061321	1,263.75Cr	8,138,630.98Cr	
29 Apr	ADT Cash Deposit 00887106			
		Ndzim 30058628	1,000.00Cr	10.00
29 Apr	FNB OB Pmt 262375	1,365.00Cr	8,140,995.98Cr	
29 Apr	FNB App Payment From Ndzim 259565	2,000.00Cr	8,142,995.98Cr	
29 Apr	FNB OB Pmt Ndzim 30059911 Quano	1,533.40Cr	8,144,529.38Cr	
29 Apr	Magtape Credit ABSA Bank 54456	41.20Cr	8,144,570.58Cr	
29 Apr	Magtape Credit 30060564 - Ndzim	100.00Cr	8,144,670.58Cr	
29 Apr	Magtape Credit Burnview Trading Trust 46954	223.45Cr	8,144,894.03Cr	
29 Apr	Magtape Credit Ndzim 181155	300.00Cr	8,145,194.03Cr	
29 Apr	Magtape Credit Ndzim 115855	303.98Cr	8,145,498.01Cr	
29 Apr	Magtape Credit ABSA Bank Ndzim 217845	328.00Cr	8,145,826.01Cr	
29 Apr	Magtape Credit Ndz30061060	330.00Cr	8,146,156.01Cr	
29 Apr	Magtape Credit Ndzim266097	350.00Cr	8,146,506.01Cr	
29 Apr	Magtape Credit Investecpbac 131555 Erf 611	363.00Cr	8,146,869.01Cr	
29 Apr	Magtape Credit Ndzim 217695	399.00Cr	8,147,268.01Cr	
29 Apr	Magtape Credit Investecpbndzim 254935	402.50Cr	8,147,670.51Cr	
29 Apr	Magtape Credit Investecpbkwas 107335	420.00Cr	8,148,090.51Cr	
29 Apr	Magtape Credit Acc No 30059942	429.55Cr	8,148,520.06Cr	
29 Apr	Magtape Credit Ndzim 225015	533.24Cr	8,149,053.30Cr	
29 Apr	Magtape Credit Ndzim 30056080	676.80Cr	8,149,730.10Cr	
29 Apr	Magtape Credit Burnview Trading Trust 67582	744.35Cr	8,150,474.45Cr	
29 Apr	Magtape Credit Ndzim 266004	769.05Cr	8,151,243.50Cr	
29 Apr	Magtape Credit Ndzim 131115	802.00Cr	8,152,045.50Cr	
29 Apr	Magtape Credit 265435 Zeiler	808.19Cr	8,152,853.69Cr	
29 Apr	Magtape Credit Ndzim217725	820.00Cr	8,153,673.69Cr	
29 Apr	Magtape Credit Kwas 107065	849.75Cr	8,154,523.44Cr	
29 Apr	Magtape Credit Investecpbndzim 149025	944.28Cr	8,155,467.72Cr	
29 Apr	Magtape Credit Ndzim 21045 Todd	1,131.59Cr	8,156,599.31Cr	
29 Apr	Magtape Credit Ndzim 115175	1,154.44Cr	8,157,753.75Cr	
29 Apr	Magtape Credit Kwas173015	1,200.00Cr	8,158,953.75Cr	
29 Apr	Magtape Credit ABSA Bank 30062748	1,258.07Cr	8,160,211.82Cr	
29 Apr	Magtape Credit Ingwe 50201	1,295.95Cr	8,161,507.77Cr	
29 Apr	Magtape Credit Ndzim 30057373	1,300.00Cr	8,162,807.77Cr	
29 Apr	Magtape Credit Ndzim 30059461	1,450.00Cr	8,164,257.77Cr	
29 Apr	Magtape Credit Ndzim 131585	1,492.64Cr	8,165,750.41Cr	
29 Apr	Magtape Credit Ndzim 300049	1,500.00Cr	8,167,250.41Cr	
29 Apr	Magtape Credit ABSA Bank Kwas 238185 King	1,512.90Cr	8,168,763.31Cr	
29 Apr	Magtape Credit 220135 C E F T	1,524.30Cr	8,170,287.61Cr	
29 Apr	Magtape Credit ABSA Bank Ndzim68805	1,542.25Cr	8,171,829.86Cr	
29 Apr	Magtape Credit Ndzim47199	1,553.80Cr	8,173,383.66Cr	
29 Apr	Magtape Credit 173905 De Bruyn	1,600.00Cr	8,174,983.66Cr	
29 Apr	Magtape Credit Ndzim 30055656	1,826.80Cr	8,176,810.46Cr	
29 Apr	Magtape Credit Ndzim 115195	1,998.86Cr	8,178,809.32Cr	
29 Apr	Magtape Credit Kwas 157775	2,000.00Cr	8,180,809.32Cr	
29 Apr	Magtape Credit Ndzim 30059791	2,009.00Cr	8,182,818.32Cr	
29 Apr	Magtape Credit investecpbndzim 30057517	2,102.91Cr	8,184,921.23Cr	
29 Apr	Magtape Credit Creighton Dairies Ndzim 10164	2,212.38Cr	8,187,133.61Cr	
29 Apr	Magtape Credit Farmgate Farmgate 30060935	2,400.65Cr	8,189,534.26Cr	
29 Apr	Magtape Credit Burnview Trading Trust 65638E	2,429.95Cr	8,191,964.21Cr	

Branch Number	Account Number	Date	DDA DB/2E/AV/XR/XR/RK/PE/L7/WB/N	FN
887	62026224999	2021/04/29	PUBLIC SECTOR CHEQUE ACCOUNT	





how can we help you?

BBST2621 011781  
 \*DR NKOSAZANA DLAMINI ZUMA LOCAL  
 MUNICIPALITY  
 P O BOX 62  
 CREIGHTON  
 3263  
 MTUNGWAP@NDZ.GOV.ZA

☒ P O Box 219  
 Underberg 3257  
**Street Address** Underberg  
 Main Street  
**Universal Branch Code** 250655  
 🌐 [fnb.co.za](http://fnb.co.za)  
**Lost Cards** 087-575-9406  
**Account Enquiries** 087-736-2247  
**Fraud** 087-311-8607

600007

Customer VAT Registration Number Not Provided  
 Bank VAT Registration Number 4210102051

Public Sector Cheque Account : 62026224999

Tax Invoice/Statement Number : 2621  
 Statement Period : 22 May 2021 to 24 May 2021  
 Statement Date : 24 May 2021

Statement Balances		Bank Charges		Interest Rate	
Opening Balance	1,303,289.17 Cr	Service Fees	0.00	Credit Rate**	1.50%
Closing Balance	5,386,757.39 Cr	Cash Deposit Fees	0.00	Debit Rate (Non-NCA)	10.00%
# Inclusive of VAT @ 15.00%	0.00	Cash Handling Fees	0.00		
Total VAT (ZAR)	0.00	Other Fees	0.00		

Transactions in RAND (ZAR)

Date	Description	Amount	Balance	Accrued Bank Charge
24 May	FNB OB Pmt 259815	842.75Cr	1,304,131.92Cr	
24 May	FNB App Payment From Ndzim123235	2,897.95Cr	1,307,029.87Cr	
24 May	FNB App Payment From Ndzim102835	2,152.45Cr	1,309,182.32Cr	
24 May	FNB OB Pmt FNB OB 000012684 Sa	4,168.00	1,305,014.32Cr	
24 May	FNB App Payment From Ndzim 7715	1,432.35Cr	1,306,446.67Cr	
24 May	FNB OB Pmt 48042	238.11Cr	1,306,684.78Cr	
24 May	FNB OB Pmt 48059	189.27Cr	1,306,874.05Cr	
24 May	FNB OB Pmt 48065	64.72Cr	1,306,938.77Cr	
24 May	Realtime Credit Mfrl One Cim418161	19,399.00Cr	1,326,337.77Cr	
24 May	FNB OB Trf FNB OB Trf Business Money Marke	4,000,000.00Cr	5,326,337.77Cr	
24 May	FNB App Payment From Rates(364)(5365Ptn46	2,617.00Cr	5,328,954.77Cr	
24 May	FNB OB Pmt 131235	815.35Cr	5,329,770.12Cr	
24 May	FNB OB Pmt 131365	6,556.60Cr	5,336,326.72Cr	
24 May	FNB App Payment From G.Petersen.259255	2,020.00Cr	5,338,346.72Cr	
24 May	FNB OB Pmt FNB OB 000012687 Esk	2,595.88	5,335,750.84Cr	
24 May	FNB OB Pmt FNB OB 000012688 Esk	3,011.80	5,332,739.04Cr	
24 May	FNB OB Pmt FNB OB 000012689 Esk	14,624.26	5,318,114.78Cr	
24 May	FNB OB Pmt FNB OB 000012690 Esk	4,246.12	5,313,868.66Cr	
24 May	FNB OB Pmt FNB OB 000012691 Esk	202.09	5,313,666.57Cr	
24 May	FNB OB Pmt FNB OB 000012692 Esk	20,027.49	5,293,639.08Cr	
24 May	FNB OB Pmt FNB OB 000012693 Esk	3,388.57	5,290,250.51Cr	
24 May	FNB OB Pmt FNB OB 000012694 Esk	1,739.82	5,288,510.69Cr	
24 May	FNB OB Pmt FNB OB 000012695 Esk	544.94	5,287,965.75Cr	
24 May	FNB OB Pmt FNB OB 000012696 Esk	6,965.64	5,281,000.11Cr	
24 May	FNB OB Pmt FNB OB 000012697 Esk	2,843.05	5,278,157.06Cr	

Branch Number	Account Number	Date	DDA DB/2E/AV/XR/XR/RK/PE/L7WB/N	FN
887	62026224999	2021/05/24	PUBLIC SECTOR CHEQUE ACCOUNT	



000000

how can we help you?

BBSST2613 012851  
 \*DR NKOSAZANA DLAMINI ZUMA LOCAL  
 MUNICIPALITY  
 P O BOX 62  
 CREIGHTON  
 3263  
 MTUNGWAP@NDZ.GOV.ZA

☒ P O Box 219  
 Underberg 3257  
**Street Address** Underberg  
 Main Street  
**Universal Branch Code** 250655  
 fnb.co.za  
**Lost Cards** 087-575-9406  
**Account Enquiries** 087-736-2247  
**Fraud** 087-311-8607

Customer VAT Registration Number Not Provided  
 Bank VAT Registration Number 4210102051

Public Sector Cheque Account : 62026224999

Tax Invoice/Statement Number : 2613  
 Statement Period : 13 May 2021 to 14 May 2021  
 Statement Date : 14 May 2021

Statement Balances		Bank Charges		Interest Rate	
Opening Balance	2,202,237.23 Cr	Service Fees	0.00	Credit Rate**	1.50%
Closing Balance	296,603.57 Cr	Cash Deposit Fees	0.00	Debit Rate (Non-NCA)	10.00%
# Inclusive of VAT @ 15.00%	0.00	Cash Handling Fees	0.00		
Total VAT (ZAR)	0.00	Other Fees	0.00		

Transactions in RAND (ZAR)

Date	Description	Amount	Balance	Accrued Bank Charge
14 May	FNB App Payment From Ndzm 5505	1,448.13Cr	2,203,685.36Cr	
14 May	Int-Banking Pmt Frm Ndzm 254575	3,000.00Cr	2,206,685.36Cr	
14 May	FNB OB Pmt Kwas50755	3,512.30Cr	2,210,197.66Cr	
14 May	FNB OB Pmt Ndzm 238535	20,710.65Cr	2,230,908.31Cr	
14 May	FNB OB Pmt Ndzm 246345	21,001.35Cr	2,251,909.66Cr	
14 May	FNB OB Pmt Ndzm 246325	26,106.60Cr	2,278,016.26Cr	
14 May	FNB OB Pmt Ndzm 259305	721.10Cr	2,278,737.36Cr	
14 May	FNB OB Pmt Ndzm 30056042	400.00Cr	2,279,137.36Cr	
14 May	FNB OB Pmt 30058532	10,492.57Cr	2,289,629.93Cr	
14 May	Cash Deposit Undberg D8356	150.00Cr	2,289,779.93Cr	4.74
14 May	Cash Deposit Undberg Dltc	300.00Cr	2,290,079.93Cr	7.11
14 May	FNB OB Trf FNB OB Trf Business Money Marke	1,000,000.00Cr	3,290,079.93Cr	
14 May	FNB OB Pmt FNB OB 000012649 Cfo	30,000.00	3,260,079.93Cr	
14 May	FNB OB Pmt FNB OB 000012650 Zem	2,000.00	3,258,079.93Cr	
14 May	FNB OB Pmt FNB OB 000012651 Pat	18,350.00	3,239,729.93Cr	
14 May	FNB OB Pmt FNB OB 000012652 Wna	262,686.19	2,977,043.74Cr	
14 May	FNB OB Pmt FNB OB 000012653 Akh	1,050.00	2,975,993.74Cr	
14 May	FNB OB Pmt FNB OB 000012654 Ash	12,022.50	2,963,971.24Cr	
14 May	FNB OB Pmt FNB OB 000012655 Nto	22,350.00	2,941,621.24Cr	
14 May	FNB OB Pmt FNB OB 000012656 200	2,493.20	2,939,128.04Cr	
14 May	FNB OB Pmt FNB OB 000012657 Ms	4,340.00	2,934,788.04Cr	
14 May	FNB OB Pmt FNB OB 000012658 Wel	87,141.25	2,847,646.79Cr	
14 May	FNB OB Pmt FNB OB 000012659 K20	29,850.00	2,817,796.79Cr	
14 May	FNB OB Pmt FNB OB 000012660 Isi	1,894.05	2,815,902.74Cr	
14 May	FNB OB Pmt FNB OB 000012661 Viv	14,312.50	2,801,590.24Cr	

Branch Number	Account Number	Date	DDA DB/2E/AV/XR/RK/PE/L7/W/B/N	FN
887	62026224999	2021/05/14	PUBLIC SECTOR CHEQUE ACCOUNT	



how can we help you?

BBST2625 013264  
 \*DR NKOSAZANA DLAMINI ZUMA LOCAL  
 MUNICIPALITY  
 P O BOX 62  
 CREIGHTON  
 3263  
 MTUNGWAP@NDZ.GOV.ZA

☒ P O Box 219  
 Underberg 3257  
 Street Address Underberg  
 Main Street  
 Universal Branch Code 250655  
 🌐 [fnb.co.za](http://fnb.co.za)  
 Lost Cards 087-575-9406  
 Account Enquiries 087-736-2247  
 Fraud 087-311-8607

600009

Customer VAT Registration Number Not Provided  
 Bank VAT Registration Number 4210102051

Public Sector Cheque Account : 62026224999

Tax Invoice/Statement Number : 2625  
 Statement Period : 27 May 2021 to 28 May 2021  
 Statement Date : 28 May 2021

Statement Balances		Bank Charges		Interest Rate	
Opening Balance	1,786,057.80 Cr	Service Fees	0.00	Credit Rate**	1.50%
Closing Balance	32,717,958.60 Cr	Cash Deposit Fees	0.00	Debit Rate (Non-NCA)	10.00%
# Inclusive of VAT @ 15.00%	0.00	Cash Handling Fees	0.00		
Total VAT (ZAR)	0.00	Other Fees	0.00		

Transactions in RAND (ZAR)

Date	Description	Amount	Balance	Accrued Bank Charge
28 May	FNB OB Pmt Ndzim 71075	210.00Cr	1,786,267.80Cr	
28 May	FNB OB Pmt Ndzim 259515 Ilt	2,738.78Cr	1,789,006.58Cr	
28 May	FNB OB Pmt Ndzim 123665 Forde	1,573.17Cr	1,790,579.75Cr	
28 May	FNB OB Pmt Ndzim 217955 Forde	503.45Cr	1,791,083.20Cr	
28 May	FNB OB Pmt Ndzim 259455 Ilt	792.75Cr	1,791,875.95Cr	
28 May	FNB OB Pmt Ndzim 262005 Inchgar	777.39Cr	1,792,653.34Cr	
28 May	FNB OB Pmt Ndzim 238445 Dbj For	762.73Cr	1,793,416.07Cr	
28 May	FNB OB Pmt Ndzim 30057555 102 8	2,976.40Cr	1,796,392.47Cr	
28 May	FNB OB Pmt Ndzim 30060911	2,005.15Cr	1,798,397.62Cr	
28 May	FNB OB Pmt Kwas 262315	1,428.55Cr	1,799,826.17Cr	
28 May	FNB OB Pmt Ndzim 39245	1,824.57Cr	1,801,650.74Cr	
28 May	Scheduled Pymt From 39795-Lauch	1,650.00Cr	1,803,300.74Cr	
28 May	Int-Banking Pmt Frm Ndzim30062872	960.05Cr	1,804,260.79Cr	
28 May	FNB OB Pmt 30058824	909.84Cr	1,805,170.63Cr	
28 May	FNB OB Pmt 30062298	1,065.00Cr	1,806,235.63Cr	
28 May	FNB OB Pmt Ndzim 259325	3,000.00Cr	1,809,235.63Cr	
28 May	FNB OB Pmt 173575	1,772.51Cr	1,811,008.14Cr	
28 May	FNB OB Pmt 246535	558.41Cr	1,811,566.55Cr	
28 May	FNB OB Pmt Kwas21495	1,029.65Cr	1,812,596.20Cr	
28 May	FNB OB Pmt Ndzim 30055326	1,797.07Cr	1,814,393.27Cr	
28 May	FNB OB Pmt 84295 Erf48 Hville	392.00Cr	1,814,785.27Cr	
28 May	FNB App Payment From Kwas 157815	1,277.70Cr	1,816,062.97Cr	
28 May	FNB OB Pmt 173375 Pienaar	3,865.33Cr	1,819,928.30Cr	
28 May	General Credit - Domestic Trea Neds 037881098635 00	30,795,012.25Cr	32,614,940.55Cr	Fats10150185C43
28 May	FNB App Payment From Ndzim 50415	445.00Cr	32,615,385.55Cr	

Branch Number	Account Number	Date	DDA DB/2E/AV/XR/XR/RK/PE/L7/WB/N	FN
887	62026224999	2021/05/28	PUBLIC SECTOR CHEQUE ACCOUNT	



000060

how can we help you?

BBST2646 011870  
 \*DR NKOSAZANA DLAMINI ZUMA LOCAL  
 MUNICIPALITY  
 P O BOX 62  
 CREIGHTON  
 3263  
 MTUNGWAP@NDZ.GOV.ZA

✉ P O Box 219  
 Underberg 3257  
**Street Address** Underberg  
 Main Street  
**Universal Branch Code** 250655  
 🌐 [fnb.co.za](http://fnb.co.za)  
**Lost Cards** 087-575-9406  
**Account Enquiries** 087-736-2247  
**Fraud** 087-311-8607

Customer VAT Registration Number Not Provided  
 Bank VAT Registration Number 4210102051

Public Sector Cheque Account : 62026224999

Tax Invoice/Statement Number : 2646  
 Statement Period : 22 June 2021 to 23 June 2021  
 Statement Date : 23 June 2021

Statement Balances		Bank Charges		Interest Rate	
Opening Balance	417,536.43 Cr	Service Fees	0.00	Credit Rate**	1.50%
Closing Balance	8,171,359.43 Cr	Cash Deposit Fees	0.00	Debit Rate (Non-NCA)	10.00%
# Inclusive of VAT @ 15.00%	0.00	Cash Handling Fees	0.00		
Total VAT (ZAR)	0.00	Other Fees	0.00		

Transactions in RAND (ZAR)

Date	Description	Amount	Balance	Accrued Bank Charge
23 Jun	FNB OB Pmt 254795	20,000.00Cr	437,536.43Cr	
23 Jun	FNB OB Pmt Ndzm 5855 Lot 190 H	1,272.70Cr	438,809.13Cr	
23 Jun	FNB OB Pmt 30058192	2,000.00Cr	440,809.13Cr	
23 Jun	FNB App Payment From Ndzm 30060179	2,175.70Cr	442,984.83Cr	
23 Jun	FNB OB Pmt Ndzm66385/Symmonds	731.65Cr	443,716.48Cr	
23 Jun	FNB OB Pmt 173375 Pienaar	3,865.33Cr	447,581.81Cr	
23 Jun	FNB OB Pmt Ndzm144935	2,130.30Cr	449,712.11Cr	
23 Jun	FNB App Payment From Ndzm 7715	1,432.35Cr	451,144.46Cr	
23 Jun	Cash Deposit Underberg	D 6378	1,406.40Cr	35.55
23 Jun	Cash Deposit Underberg	Ditc	300.00Cr	7.11
23 Jun	FNB OB Pmt 254315	1,450.40Cr	454,301.26Cr	
23 Jun	FNB OB Pmt Ndzm30062140	10,000.00Cr	464,301.26Cr	
23 Jun	FNB OB Pmt Ndzm 246325	687.84Cr	464,989.10Cr	
23 Jun	FNB OB Pmt Ndzm 246345	556.07Cr	465,545.17Cr	
23 Jun	FNB OB Trf FNB OB Trf Business Money Marke	10,000,000.00Cr	10,465,545.17Cr	
23 Jun	FNB OB Pmt FNB OB 000012883 Moy	Moyisi Group	5,696.60	10,459,848.57Cr
23 Jun	FNB OB Pmt FNB OB 000012884 Bul	Bulwer & Donnyb	36,000.00	10,423,848.57Cr
23 Jun	FNB OB Pmt FNB OB 000012886 Mkh	Mkhonzeni Media	16,000.00	10,407,848.57Cr
23 Jun	FNB OB Pmt FNB OB 000012887 Tun	Tunimart Travel	75,584.07	10,332,264.50Cr
23 Jun	FNB OB Pmt FNB OB 000012888 Afu	Afunyenwe Const	27,390.00	10,304,874.50Cr
23 Jun	FNB OB Pmt FNB OB 000012889 Cap	Capital Music	3,990.01	10,300,884.49Cr
23 Jun	FNB OB Pmt FNB OB 000012890 Anv	Anvision Comput	4,107.00	10,296,777.49Cr
23 Jun	FNB OB Pmt FNB OB 000012891 Jab	Jabulani & Nobu	2,000.00	10,294,777.49Cr
23 Jun	FNB OB Pmt FNB OB 000012892 Mpu	Mpumelicious Tr	28,950.00	10,265,827.49Cr
23 Jun	FNB OB Pmt FNB OB 000012893 Vut	Vuthisa Liquor	28,000.00	10,237,827.49Cr

Branch Number	Account Number	Date	DDA DB/2E/AV/XR/XR/PE/L7/WB/N	FN
887	62026224999	2021/06/23	PUBLIC SECTOR CHEQUE ACCOUNT	

000001

Transactions in RAND (ZAR) : 62026224999

Date	Description	Amount	Balance	Accrued Bank Charge
31 May	FNB OB Pmt FNB OB 000012829 Uni	3,424.00	23,132,823.43Cr	
31 May	FNB OB Pmt FNB OB 000012830 Bm	1,223,686.64	21,909,136.79Cr	
31 May	FNB OB Pmt FNB OB 000012831 Bm	466,339.10	21,442,797.69Cr	
31 May	FNB OB Pmt FNB OB 000012832 Bid	1,101,030.50	20,341,767.19Cr	
31 May	FNB OB Trf FNB OB Trf 000012833 Trf To Call Account	3,000,000.00	17,341,767.19Cr	
31 May	FNB OB Pmt 263895Bluestarlingtr	1,500.00Cr	17,343,267.19Cr	
31 May	FNB App Payment From 21395	1,964.60Cr	17,345,231.79Cr	
31 May	FNB OB Pmt 123505	2,231.85Cr	17,347,463.64Cr	
31 May	FNB OB Pmt 123525	2,661.06Cr	17,350,144.70Cr	
31 May	FNB OB Pmt 115835	288.15Cr	17,350,432.85Cr	
31 May	FNB App Payment From Kwas 262035	1,571.65Cr	17,352,004.50Cr	
31 May	Payment Cr Netcash021Recharger	24.35Cr	17,352,028.85Cr	
31 May	FNB OB Pmt Ndzm 254155	724.80Cr	17,352,753.65Cr	
31 May	FNB OB Pmt Ndzm 254145	360.65Cr	17,353,114.30Cr	
31 May	FNB App Payment From Kwas 217195	1,000.00Cr	17,354,114.30Cr	
31 May	Cash Deposit Ixopo	2,000.00Cr	17,356,114.30Cr	47.40
31 May	Cash Deposit Ixopo	14,318.00Cr	17,370,432.30Cr	341.28
31 May	FNB OB Pmt 30057593	1,444.27Cr	17,371,876.57Cr	
31 May	FNB OB Pmt Kwas 217425 Gouveia	1,046.49Cr	17,372,923.06Cr	
31 May	Cash Deposit Undberg	2,779.00Cr	17,375,702.06Cr	66.36
31 May	Cash Deposit Undberg	2,718.00Cr	17,378,420.06Cr	66.36
31 May	FNB OB Pmt Ndzm 149145	551.85Cr	17,378,972.01Cr	
31 May	FNB OB Pmt Ndzm 49586	823.45Cr	17,379,795.46Cr	
31 May	FNB OB Pmt Ndzm 49579	1,439.30Cr	17,381,234.76Cr	
31 May	ATM Acc Payment Ndzm 21755	1,382.85Cr	17,382,617.61Cr	
31 May	FNB App Payment From 71885	238.00Cr	17,382,855.61Cr	
31 May	FNB App Payment From 262115	1,121.45Cr	17,383,977.06Cr	
31 May	ADT Cash Deposit 00081105	2,900.00Cr	17,386,877.06Cr	29.00
31 May	ADT Cash Deposit 00081105	5,100.00Cr	17,391,977.06Cr	51.00
31 May	Rtc Credit 262065	1,493.00Cr	17,393,470.06Cr	
31 May	FNB OB Pmt Kwas263365 Miss B Ca	106.00Cr	17,393,576.06Cr	
31 May	Magtape Credit Ndzm-123285	74.00Cr	17,393,650.06Cr	
31 May	Magtape Credit 49445	92.46Cr	17,393,742.52Cr	
31 May	Magtape Credit A/C No: Ndzm 173005	110.56Cr	17,393,853.08Cr	
31 May	Magtape Credit Ndzm 30056585	112.00Cr	17,393,965.08Cr	
31 May	Magtape Credit Investecpb136245	151.80Cr	17,394,116.88Cr	
31 May	Magtape Credit Ndzm 30056578	168.00Cr	17,394,284.88Cr	
31 May	Magtape Credit 49483	185.54Cr	17,394,470.42Cr	
31 May	Magtape Credit Ndzm-123275	240.70Cr	17,394,711.12Cr	
31 May	Magtape Credit 71705	262.10Cr	17,394,973.22Cr	
31 May	Magtape Credit 49476	263.26Cr	17,395,236.48Cr	
31 May	Magtape Credit Kwas 144915	264.60Cr	17,395,501.08Cr	
31 May	Magtape Credit Investecpb136255	268.40Cr	17,395,769.48Cr	
31 May	Magtape Credit Investecpb136265	269.55Cr	17,396,039.03Cr	
31 May	Magtape Credit 131755 Polelana Inv	292.11Cr	17,396,331.14Cr	
31 May	Magtape Credit Ndzm 191155	300.00Cr	17,396,631.14Cr	
31 May	Magtape Credit Kwas 217125	302.26Cr	17,396,933.40Cr	
31 May	Magtape Credit Kwas 246115	309.40Cr	17,397,242.80Cr	
31 May	Magtape Credit 131735 Polelana Inv	310.73Cr	17,397,553.53Cr	
31 May	Magtape Credit Ndzm-194725	321.45Cr	17,397,874.98Cr	

Branch Number	Account Number	Date	DDA DB/2E/AV/XR/RK/PE/L7/WB/N	FN
887	62026224999	2021/05/31	PUBLIC SECTOR CHEQUE ACCOUNT	



how can we help you?

BBST2631 014417  
 \*DR NKOSAZANA DLAMINI ZUMA LOCAL  
 MUNICIPALITY  
 P O BOX 62  
 CREIGHTON  
 3263  
 MTUNGWAP@NDZ.GOV.ZA

☑ P O Box 219  
 Underberg 3257  
 Street Address Underberg  
 Main Street  
 Universal Branch Code 250655  
 fnb.co.za  
 Lost Cards 087-575-9406  
 Account Enquiries 087-736-2247  
 Fraud 087-311-8607

000002

Customer VAT Registration Number Not Provided  
 Bank VAT Registration Number 4210102051

Public Sector Cheque Account : 62026224999

Tax Invoice/Statement Number : 2631  
 Statement Period : 3 June 2021 to 4 June 2021  
 Statement Date : 4 June 2021

Statement Balances		Bank Charges		Interest Rate	
Opening Balance	17,360,496.24 Cr	Service Fees	0.00	Credit Rate**	1.50%
Closing Balance	2,406,950.46 Cr	Cash Deposit Fees	0.00	Debit Rate (Non-NCA)	10.00%
# Inclusive of VAT @ 15.00%	0.00	Cash Handling Fees	0.00		
Total VAT (ZAR)	0.00	Other Fees	0.00		

Transactions in RAND (ZAR)

Date	Description	Amount	Balance	Accrued Bank Charge
04 Jun	Scheduled Pymt From Kwas 107645	500.00Cr	17,360,996.24Cr	
04 Jun	Scheduled Pymt From Kwas 107615	100.00Cr	17,361,096.24Cr	
04 Jun	Scheduled Pymt From Kwas 217595	500.00Cr	17,361,596.24Cr	
04 Jun	FNB App Payment From 262745	1,200.00Cr	17,362,796.24Cr	
04 Jun	Int-Banking Pmt Frm 30057964	2,900.00Cr	17,365,696.24Cr	
04 Jun	FNB OB Pmt 49548 Ndzim	2,601.22Cr	17,368,297.46Cr	
04 Jun	FNB OB Pmt Ndzim 30059344	1,477.55Cr	17,369,775.01Cr	
04 Jun	FNB OB Pmt 178855 Tt Collins	2,209.59Cr	17,371,984.60Cr	
04 Jun	FNB App Payment From 62233	300.00Cr	17,372,284.60Cr	
04 Jun	FNB App Payment From Ndzim 62185	800.00Cr	17,373,084.60Cr	
04 Jun	FNB OB Pmt 128775	6,455.00Cr	17,379,539.60Cr	
04 Jun	FNB OB Pmt FNB OB 000012834 Sta	15,000.00Cr	2,379,539.60Cr	
04 Jun	Cash Deposit Undberg	1,540.00Cr	2,381,079.60Cr	37.92
04 Jun	Magtape Credit 131145	90.80Cr	2,381,170.40Cr	
04 Jun	Magtape Credit ABSA Bank Ndzim 238055	302.00Cr	2,381,472.40Cr	
04 Jun	Magtape Credit ABSA Bank Ndzim 30061864	1,101.25Cr	2,382,573.65Cr	
04 Jun	Magtape Credit Ndzim 5385	1,376.59Cr	2,383,950.24Cr	
04 Jun	Magtape Credit ABSA Bank Kwas 935	1,500.00Cr	2,385,450.24Cr	
04 Jun	Magtape Credit ABSA Bank Kwas 238185 King	1,512.85Cr	2,386,963.09Cr	
04 Jun	Magtape Credit 131165	1,700.00Cr	2,388,663.09Cr	
04 Jun	Magtape Credit Acc No 34295	2,996.46Cr	2,391,659.55Cr	
04 Jun	Magtape Credit Ndzim 34255	5,318.82Cr	2,396,978.37Cr	
04 Jun	Magtape Credit Ndzim 68795	9,972.09Cr	2,406,950.46Cr	
<b>Closing Balance</b>			<b>2,406,950.46Cr</b>	

Branch Number	Account Number	Date	DDA DB/2E/AV/XR/XR/PE/L7/WB/N	FN
887	62026224999	2021/06/04	PUBLIC SECTOR CHEQUE ACCOUNT	



000000

how can we help you?

BBST2640 033104  
 \*DR NKOSAZANA DLAMINI ZUMA LOCAL  
 MUNICIPALITY  
 P O BOX 62  
 CREIGHTON  
 3263  
 MTUNGWAP@NDZ.GOV.ZA

☒ P O Box 219  
 Underberg 3257  
**Street Address** Underberg  
 Main Street  
**Universal Branch Code** 250655  
 ⑆ [fnb.co.za](http://fnb.co.za)  
**Lost Cards** 087-575-9406  
**Account Enquiries** 087-736-2247  
**Fraud** 087-311-8607

Customer VAT Registration Number Not Provided  
 Bank VAT Registration Number 4210102051

Public Sector Cheque Account : 62026224999

Tax Invoice/Statement Number : 2640  
 Statement Period : 14 June 2021 to 15 June 2021  
 Statement Date : 15 June 2021

Statement Balances		Bank Charges		Interest Rate	
Opening Balance	2,657,459.03 Cr	Service Fees	0.00	Credit Rate**	1.50%
Closing Balance	573,131.68 Cr	Cash Deposit Fees	0.00	Debit Rate (Non-NCA)	10.00%
# Inclusive of VAT @ 15.00%	0.00	Cash Handling Fees	0.00		
Total VAT (ZAR)	0.00	Other Fees	0.00		

Transactions in RAND (ZAR)

Date	Description	Amount	Balance	Accrued Bank Charge
15 Jun	Scheduled Pymt From Mr Edward M Wiggill	350.00Cr	2,657,809.03Cr	
15 Jun	Realtime Credit Jafspoenam2120201248	300.00Cr	2,658,109.03Cr	
15 Jun	FNB App Payment From Ndzlm 30062023 Erf03	1,400.00Cr	2,659,509.03Cr	
15 Jun	FNB App Payment From Ndzlm 30059636	1,532.40Cr	2,661,041.43Cr	
15 Jun	FNB App Payment From Ndzlm 30062061 Erf03	1,601.50Cr	2,662,642.93Cr	
15 Jun	FNB App Payment From Ndzlm 30060289	1,512.85Cr	2,664,155.78Cr	
15 Jun	Int-Banking Pmt Frm 30063055	34,594.96Cr	2,698,750.74Cr	
15 Jun	Int-Banking Pmt Frm 30063062	34,594.16Cr	2,733,344.90Cr	
15 Jun	Int-Banking Pmt Frm 30063079	34,594.96Cr	2,767,939.86Cr	
15 Jun	Int-Banking Pmt Frm 30063086	35,523.79Cr	2,803,463.65Cr	
15 Jun	Int-Banking Pmt Frm 30063086	35,523.79Cr	2,838,987.44Cr	
15 Jun	FNB OB Pmt Ndzlm 123675	1,272.24Cr	2,840,259.68Cr	
15 Jun	Cell Pmnt From Ndzlm58838	1,000.00Cr	2,841,259.68Cr	
15 Jun	Cash Deposit Ixopo	1,850.00Cr	2,843,109.68Cr	45.03
15 Jun	Cash Deposit Ixopo	4,548.00Cr	2,847,657.68Cr	109.02
15 Jun	FNB OB Pmt Ndzlm 30056042	400.00Cr	2,848,057.68Cr	
15 Jun	ADT Cash Deposit 00887106	2,400.00Cr	2,850,457.68Cr	24.00
15 Jun	FNB OB Trf FNB OB Trf Business Money Marke	2,000,000.00Cr	4,850,457.68Cr	
15 Jun	FNB OB Pmt FNB OB 000012838 Eye	3,000.00	4,847,457.68Cr	
15 Jun	FNB OB Pmt FNB OB 000012839 Hea	Health Kzn	2,758.00	4,844,699.68Cr
15 Jun	FNB OB Pmt FNB OB 000012840 The	The Don Ira Fam	4,582.09	4,840,117.59Cr
15 Jun	FNB OB Pmt FNB OB 000012841 Som	Somuch Life Med	14,000.00	4,826,117.59Cr
15 Jun	FNB OB Pmt FNB OB 000012842 Mah	Mahlangwini Tra	5,290.00	4,820,827.59Cr
15 Jun	FNB OB Pmt FNB OB 000012843 Gre	Greendoor Lands	29,756.25	4,791,071.34Cr
15 Jun	FNB OB Pmt FNB OB 000012844 Sib	Sibane Group Jv	686,698.70	4,104,372.64Cr

Branch Number	Account Number	Date	DDA DB/2E/AV/XR/XR/PE/L7/WB/N	FN
887	62026224999	2021/06/15	PUBLIC SECTOR CHEQUE ACCOUNT	

Transactions in RAND (ZAR) : 62026224999

Date	Description	Amount	Balance	Accrued Bank Charge
30 Jun	Cash Deposit Boomstr	434.00Cr	4,746,301.33Cr	11.85
30 Jun	FNB App Payment From Ndzim 50415	550.00Cr	4,746,851.33Cr	
30 Jun	FNB App Payment From Ndzim 233055	1,100.00Cr	4,747,951.33Cr	
30 Jun	Rtc Credit 89165 L Jakatyana	5,000.00Cr	4,752,951.33Cr	
30 Jun	FNB OB Pmt 97525	1,400.00Cr	4,754,351.33Cr	
30 Jun	FNB App Payment From Kwas 217195	1,202.00Cr	4,755,553.33Cr	
30 Jun	FNB App Payment From 217245	1,280.00Cr	4,756,833.33Cr	
30 Jun	FNB OB Pmt Ndzim68665	1,304.80Cr	4,758,138.13Cr	
30 Jun	FNB OB Pmt Kwas 102725	1,000.00Cr	4,759,138.13Cr	
30 Jun	FNB OB Pmt 84015	1,013.99Cr	4,760,152.12Cr	
30 Jun	FNB App Payment From A/C No. Kwas152225	250.00Cr	4,760,402.12Cr	
30 Jun	FNB App Payment From 263895Bluestarlingtr	2,000.00Cr	4,762,402.12Cr	
30 Jun	FNB OB Pmt Ndzim 29368	564.90Cr	4,762,967.02Cr	
30 Jun	Int-Banking Pmt Frm Ndzim 10762	28.00Cr	4,762,995.02Cr	
30 Jun	FNB OB Pmt Ndzim30062140	10,000.00Cr	4,772,995.02Cr	
30 Jun	FNB OB Pmt Ndzim 30058752	1,131.59Cr	4,774,126.61Cr	
30 Jun	FNB OB Pmt 48042	150.60Cr	4,774,277.21Cr	
30 Jun	FNB OB Pmt 48059	63.09Cr	4,774,340.30Cr	
30 Jun	Int-Banking Pmt Frm 233305	663.41Cr	4,775,003.71Cr	
30 Jun	FNB OB Pmt 48066	32.36Cr	4,775,036.07Cr	
30 Jun	Int-Banking Pmt Frm Ndzim 85	670.70Cr	4,775,706.77Cr	
30 Jun	FNB OB Pmt Ndzim30062030	350.00Cr	4,776,056.77Cr	
30 Jun	FNB OB Pmt 30058831	454.92Cr	4,776,511.69Cr	
30 Jun	FNB OB Pmt Kwa 123315	1,500.00Cr	4,778,011.69Cr	
30 Jun	FNB OB Pmt Ndzim30062896	1,438.41Cr	4,779,450.10Cr	
30 Jun	FNB OB Pmt Ndzim131565/La Jones	1,008.00Cr	4,780,458.10Cr	
30 Jun	FNB OB Pmt 7966/Cfa	454.92Cr	4,780,913.02Cr	
30 Jun	Payment Cr Netcash021Recharger	126.15Cr	4,781,039.17Cr	
30 Jun	Cash Deposit Ixopo	9,957.70Cr	4,790,996.87Cr	237.00
30 Jun	FNB OB Pmt Ndzim 107185	1,049.00Cr	4,792,045.87Cr	
30 Jun	FNB OB Pmt 259815	1,300.00Cr	4,793,345.87Cr	
30 Jun	ADT Cash Deposit 00905202	1,000.00Cr	4,794,345.87Cr	10.00
30 Jun	FNB OB Pmt Ndzim 110945	2,903.40Cr	4,797,249.27Cr	
30 Jun	FNB OB Pmt Ndzim49579	719.70Cr	4,797,968.97Cr	
30 Jun	FNB OB Pmt Ndzim49586	411.75Cr	4,798,380.72Cr	
30 Jun	Cash Deposit Undberg	5,227.80Cr	4,803,608.52Cr	125.61
30 Jun	Cash Deposit Undberg	621.00Cr	4,804,229.52Cr	16.59
30 Jun	FNB OB Pmt 262375	1,365.87Cr	4,805,595.39Cr	
30 Jun	FNB OB Pmt Kwas 217425 Gouveia	1,046.49Cr	4,806,641.88Cr	
30 Jun	FNB OB Pmt 262245	1,062.00Cr	4,807,703.88Cr	
30 Jun	FNB App Payment From Kwas 266152	4,000.00Cr	4,811,703.88Cr	
30 Jun	Rtc Credit 262085	1,491.46Cr	4,813,195.34Cr	
30 Jun	FNB OB Trf FNB OB Trf Business Money Marke	17,500,000.00Cr	22,313,195.34Cr	
30 Jun	FNB OB Pmt FNB OB 000012911 Avb	25,651.36	22,287,543.98Cr	
30 Jun	FNB OB Pmt FNB OB 000012912 Ass	17,625.91	22,269,918.07Cr	
30 Jun	FNB OB Pmt FNB OB 000012913 Met	70,504.73	22,199,413.34Cr	
30 Jun	FNB OB Pmt FNB OB 000012914 Lib	13,223.47	22,186,189.87Cr	
30 Jun	FNB OB Pmt FNB OB 000012915 Njm	4,180.00	22,182,009.87Cr	
30 Jun	FNB OB Pmt FNB OB 000012916 San	95,291.01	22,086,718.86Cr	
30 Jun	FNB OB Pmt FNB OB 000012917 Nsf	506.67	22,086,212.19Cr	
30 Jun	FNB OB Pmt FNB OB 000012918 D &	500.00	22,085,712.19Cr	
30 Jun	FNB OB Pmt FNB OB 000012919 D &	600.00	22,085,112.19Cr	
30 Jun	FNB OB Pmt FNB OB 000012920 D &	600.00	22,084,512.19Cr	
30 Jun	FNB OB Pmt FNB OB 000012921 D&R	850.00	22,083,662.19Cr	
30 Jun	FNB OB Pmt FNB OB 000012922 Pre	300.00	22,083,362.19Cr	
30 Jun	FNB OB Pmt FNB OB 000012923 Me	700.00	22,082,662.19Cr	
30 Jun	FNB OB Pmt FNB OB 000012924 C M	600.00	22,082,062.19Cr	
30 Jun	FNB OB Pmt FNB OB 000012925 Pit	455.00	22,081,607.19Cr	
30 Jun	FNB OB Pmt FNB OB 000012926 Anc	16,557.24	22,065,049.95Cr	
30 Jun	FNB OB Pmt FNB OB 000012927 Dem	450.00	22,064,599.95Cr	

Branch Number	Account Number	Date	DDA DB/EI/AV/XR/XR/PE/L7/WB/N	FN
887	62026224999	2021/06/30	PUBLIC SECTOR CHEQUE ACCOUNT	



DR NKOSAZANA DLAMINI-ZUMA LOCAL MUNICIPALITY  
GRANTS SUMMARY JUNE 2020-2021

GRANT NAME	Vote Number	Adjusted Budget 2020/2021	ROLL- OVER/OPENING BALANCE	APPROVED ROLLOVER BY NATIONAL TREASURY	TOTAL RECEIVED/ROLL OVER	TOTAL SPENT TO DATE	TOTAL UNSPENT TO DATE	TOTAL UNSPENT VS RECEIVED/ROLL OVER ALLOCATION	TB/GI Balance	Difference
<b>NATIONAL TREASURY GRANTS</b>										
MIG	30311071180/1/2	26,658,000.00	-		26,658,000.00	26,658,000.00	0.00	0.00	0.00	-
FMG	30311070010/1/2	2,000,000.00	-		2,000,000.00	2,000,000.00	0.00	0.00	0.00	-
EPWP	30311070280/1/2	2,513,000.00	-		2,513,000.00	2,513,000.00	-	0.00	-	0.00
ELECTRIFICATION GRANT	30311073090/1/2	8,400,000.00	-		8,400,000.00	8,400,000.00	-	0.00	0.00	-
<b>SUB-TOTAL</b>		<b>39,571,000.00</b>	<b>-</b>	<b>-</b>	<b>39,571,000.00</b>	<b>39,571,000.00</b>	<b>0.00</b>	<b>0.00</b>	<b>0.00</b>	<b>0.00</b>
<b>KZN PROVINCIAL GRANTS</b>										
LIBRARY SERVICE OPERATIONAL GRANT	30311073190/1/2	3,803,000.00	-		3,803,000.00	3,803,000.00	-	-	-	-
LIBRARY SERVICE CAPITAL GRANT	3031107320/1/2	-	2,409,049.79	2,409,049.79	2,409,049.79	2,409,049.79	0.00	0.00	0.00	-
CAPACITY BUILDING	30311073110/1/2	-	500,000.00	500,000.00	420,000.00	420,000.00	80,000.00	80,000.00	80,000.00	-
GREENEST MUNICIPAL AWARD	30311070190/1/2	375,000.00	-		375,000.00	375,000.00	375,000.00	375,000.00	375,000.00	-
<b>SUB-TOTAL</b>		<b>4,178,000.00</b>	<b>2,909,049.79</b>	<b>2,909,049.79</b>	<b>6,712,049.79</b>	<b>6,632,049.79</b>	<b>80,000.00</b>	<b>80,000.00</b>	<b>80,000.00</b>	<b>-</b>
<b>OTHER</b>										
ANTI CORRUPTION GRANT	30311073140/1/2	171,343.00	171,343.00	171,343.00	171,343.00	171,343.00	133,983.00	133,983.00	133,983.00	-
Title Deeds Restoration Grant	30311070020/1/2	200,000.00	-		200,000.00	200,000.00	200,000.00	200,000.00	200,000.00	-
BHIDLA HOUSING PROJECT	30311072940/1/2	25,447,590.00	5,624,057.41		29,798,221.79	24,174,164.39	1,273,425.61	5,624,057.40	5,624,057.40	-
<b>SUB-TOTAL</b>		<b>25,647,590.00</b>	<b>5,795,400.41</b>	<b>171,343.00</b>	<b>30,169,564.79</b>	<b>24,211,524.39</b>	<b>1,607,408.61</b>	<b>5,958,040.40</b>	<b>5,958,040.40</b>	<b>-</b>
<b>TOTAL GRANTS</b>		<b>69,396,590.00</b>	<b>8,704,450.20</b>	<b>3,080,392.79</b>	<b>76,452,614.58</b>	<b>70,414,574.17</b>	<b>1,687,408.61</b>	<b>6,038,040.40</b>	<b>6,038,040.40</b>	<b>0.00</b>

PREPARED BY:



S. Jali

DATE:

06/07/2021

APPROVED BY:



P. Mntungwa

DATE:

06/07/2021

## Transaction History

**Nickname:** TOA  
**Selected Account:** 74165605518  
**Date:** 02 Jul 2021  
**Available Balance:** 887,684.59 CR

Date	Description	Service Fee	Amount	Balance
22 Jun 2021	INTEREST PAYMENT GENERATED		1,505.29 CR	887,684.59 CR
22 May 2021	INTEREST PAYMENT GENERATED		1,454.34 CR	886,179.30 CR
22 Apr 2021	INTEREST PAYMENT GENERATED		1,500.27 CR	884,724.96 CR
22 Mar 2021	INTEREST PAYMENT GENERATED		1,353.01 CR	883,224.69 CR
22 Feb 2021	INTEREST PAYMENT GENERATED		1,495.43 CR	881,871.68 CR
22 Jan 2021	INTEREST PAYMENT GENERATED		1,492.90 CR	880,376.25 CR
22 Dec 2020	INTEREST PAYMENT GENERATED		1,442.37 CR	878,883.35 CR
22 Nov 2020	INTEREST PAYMENT GENERATED		1,487.92 CR	877,440.98 CR
22 Oct 2020	INTEREST PAYMENT GENERATED		1,437.56 CR	875,953.06 CR
22 Sep 2020	INTEREST PAYMENT GENERATED		1,482.96 CR	874,515.50 CR
22 Aug 2020	INTEREST PAYMENT GENERATED		1,492.36 CR	873,032.54 CR
22 Jul 2020	INTEREST PAYMENT GENERATED		1,608.78 CR	871,540.18 CR
22 Jun 2020	INTEREST PAYMENT GENERATED		1,659.23 CR	869,931.40 CR
22 May 2020	INTEREST PAYMENT GENERATED		1,958.11 CR	868,272.17 CR
22 Apr 2020	INTEREST PAYMENT GENERATED		2,585.27 CR	866,314.06 CR
22 Mar 2020	INTEREST PAYMENT GENERATED		3,200.46 CR	863,728.79 CR
22 Feb 2020	INTEREST PAYMENT		3,457.63 CR	860,528.33 CR



000068

how can we help you?

BBST220 047752  
 DR NKOSAZANA DLAMINI ZUMA LOCAL  
 MUNICIPALITY  
 P O BOX 62  
 CREIGHTON  
 3263  
 XABAN@NDZ.GOV.ZA

☒ P.O. Box 1153  
 Johannesburg, 2000  
**Street Address** Business Investment Desk Branch  
 1 First Place, Mezzanine Fl, Bank City  
**Universal Branch Code** 250655  
 ✉ [privateservice@fnb.co.za](mailto:privateservice@fnb.co.za)  
 🌐 [fnb.co.za](http://fnb.co.za)  
 📞 **Lost Cards** 087-575-9444  
 📞 **Account Enquiries** 087-320-4321

**Customer VAT Registration Number** Not Provided  
**Bank VAT Registration Number** 4210102051

**Money Market Investment : 62008452071**  
 Tax Invoice/Statement Number : 220  
 Statement Period : 31 May 2021 to 30 June 2021  
 Statement Date : 30 June 2021

Statement Balances		Bank Charges		Interest Rate	
Opening Balance	1,588,898.82 Cr	Service Fees	0.00	Credit Rate**	Tiered
Closing Balance	1,591,380.12 Cr	Cash Deposit Fees	0.00	Debit Rate (Non-NCA)	0.00%
# Inclusive of VAT @ 15.00%	0.00	Cash Handling Fees	0.00		
Total VAT (ZAR)	0.00	Other Fees	0.00		

**Transactions in RAND (ZAR)**

Date	Description	Amount	Balance	Accrued Bank Charge
30 Jun	Int On Credit Balance			
<b>Closing Balance</b>		2,481.30 Cr	1,591,380.12 Cr	
			<b>1,591,380.12 Cr</b>	

**Turnover for Statement Period**

No. Credit Transactions	1
No. Debit Transactions	0
	2,481.30 Cr
	0.00

Please contact us within 30 days from your statement date, should you wish to query an entry on this statement (incl. card transactions done during this statement period, but not yet reflecting). Should we not hear from you, we will assume that you have received the statement and that it is correct.

For more information on your Pricing Option, please contact us or visit our website.  
 \*\*For the latest Credit Rates on product, please go to [fnb.co.za](http://fnb.co.za)

First National Bank - a division of FirstRand Bank Limited. Registration Number 1929/001225/06. An Authorised Financial Services and Credit Provider (NCRCP20).  
 On 24 July 2020, the Prime Lending Rate changed to 7.00%. This may impact the rate on any of your credit facilities.

Branch Number	Account Number	Date	DDA CE/00/CA/KY/KY/INA/B9/M6/DM/N	FN
878	62008452071	2021/06/30	MONEY MARKET INVESTMENT	



how can we help you?

FNB Verified Statement 02/07/2021  
 Reference Number: SMTPKB6A4F4A  
 To verify this statement, please keep the above reference number and the client's ID number/business account number on hand. Visit [www.fnb.co.za](http://www.fnb.co.za), select Contact us + Tools on the menu, followed by Verify Statement and follow the on-screen instructions. The reference number is valid for a minimum of 3 months.

000069

BBST74 018892  
 DR NKOSAZANA DLAMINI ZUMA LOCAL  
 MUNICIPALITY  
 P O BOX 62  
 CREIGHTON  
 3263

P.O. Box 1153  
 Johannesburg, 2000  
 Street Address Business Investment Desk Branch  
 1 First Place, Mezzanine Fl, Bank City  
 Universal Branch Code 250655  
[fnb.co.za](http://fnb.co.za)  
 Lost Cards 087-575-9444  
 Account Enquiries 087-320-4321



Customer VAT Registration Number Not Provided  
 Bank VAT Registration Number 4210102051

Call Account : 62544294987  
 Tax Invoice/Statement Number : 74  
 Statement Period : 31 May 2021 to 30 June 2021  
 Statement Date : 30 June 2021

Statement Balances		Bank Charges		Interest Rate	
Opening Balance	5,480,807.44 Cr	Service Fees	0.00	Credit Rate**	Tiered
Closing Balance	5,493,177.07 Cr	Cash Deposit Fees	0.00	Debit Rate (Non-NCA)	0.00%
# Inclusive of VAT @ 15.00%	2.41 Dr	Cash Handling Fees	0.00		
Total VAT (ZAR)	2.41 Dr	Other Fees	18.50 Dr		

Transactions in RAND (ZAR)

Date	Description	Amount	Balance	Accrued Bank Charge
26 Jun	#Statement Fee	0.00	5,480,807.44 Cr	18.50
26 Jun	#Value Added Serv Fees	18.50	5,480,788.94 Cr	
30 Jun	Int On Credit Balance	12,388.13 Cr	5,493,177.07 Cr	
<b>Closing Balance</b>				<b>5,493,177.07 Cr</b>

Turnover for Statement Period

No. Credit Transactions	1
No. Debit Transactions	1
	12,388.13 Cr
	18.50 Dr

Please contact us within 30 days from your statement date, should you wish to query an entry on this statement (incl. card transactions done during this statement period, but not yet reflecting). Should we not hear from you, we will assume that you have received the statement and that it is correct.

For more information on your Pricing Option, please contact us or visit our website.  
 \*\*For the latest Credit Rates on product, please go to [fnb.co.za](http://fnb.co.za)

First National Bank - a division of FirstRand Bank Limited. Registration Number 1929/001225/06. An Authorised Financial Services and Credit Provider (NCRCP20).  
 On 24 July 2020, the Prime Lending Rate changed to 7.00%. This may impact the rate on any of your credit facilities.

Branch Number	Account Number	Date	DDA PB/00/CA/KY/KY/MM/B9/C3/DM/N	FN
878	62544294987	2021/06/30	CALL ACCOUNT	



**FNB**  
First National Bank

000070

how can we help you?

BBST74 018893

DR NKOSAZANA DLAMINI ZUMA LOCAL  
MUNICIPALITY  
P O BOX 62  
CREIGHTON  
3263

P.O. Box 1153  
Johannesburg, 2000

Street Address Business Investment Desk Branch  
1 First Place, Mezzanine F1, Bank City

Universal Branch Code 250655  
fnb.co.za

Lost Cards 087-575-9444

Account Enquiries 087-320-4321

Customer VAT Registration Number Not Provided  
Bank VAT Registration Number 4210102051

Call Account : 62544297436

Tax Invoice/Statement Number : 74

Statement Period : 31 May 2021 to 30 June 2021

Statement Date : 30 June 2021

Statement Balances		Bank Charges		Interest Rate	
Opening Balance	5,183,357.90 Cr	Service Fees	0.00	Credit Rate**	Tiered
Closing Balance	5,195,055.20 Cr	Cash Deposit Fees	0.00	Debit Rate (Non-NCA)	0.00%
# Inclusive of VAT @ 15.00%	2.41 Dr	Cash Handling Fees	0.00		
Total VAT (ZAR)	2.41 Dr	Other Fees	18.50 Dr		

Transactions in RAND (ZAR)

Date	Description	Amount	Balance	Accrued Bank Charge
26 Jun	#Statement Fee	0.00	5,183,357.90 Cr	18.50
26 Jun	#Value Added Serv Fees	18.50	5,183,339.40 Cr	
30 Jun	Int On Credit Balance	11,715.80 Cr	5,195,055.20 Cr	
<b>Closing Balance</b>			<b>5,195,055.20 Cr</b>	

Turnover for Statement Period

No. Credit Transactions 1  
No. Debit Transactions 1

11,715.80 Cr  
18.50 Dr

Please contact us within 30 days from your statement date, should you wish to query an entry on this statement (incl. card transactions done during this statement period, but not yet reflecting). Should we not hear from you, we will assume that you have received the statement and that it is correct.

For more information on your Pricing Option, please contact us or visit our website.

\*\*For the latest Credit Rates on product, please go to fnb.co.za

First National Bank - a division of FirstRand Bank Limited. Registration Number 1929/001225/06. An Authorised Financial Services and Credit Provider (NCRCP20). On 24 July 2020, the Prime Lending Rate changed to 7.00%. This may impact the rate on any of your credit facilities.

Branch Number	Account Number	Date	DDA PB/00/CA/KY/KY/MM/B9/C3/DMM	FN
878	62544297436	2021/06/30	CALL ACCOUNT	



000071

how can we help you?

BBST73 018894  
 DR NKOSAZANA DLAMINI ZUMA LOCAL  
 MUNICIPALITY  
 BULWER COMMUNITY SERVICE CENTR  
 P O BOX 62  
 CREIGHTON  
 3263

P.O. Box 1153  
 Johannesburg, 2000  
 Street Address Business Investment Desk Branch  
 1 First Place, Mezzanine Fl, Bank City  
 Universal Branch Code 250655  
 fnb.co.za  
 Lost Cards 087-575-9444  
 Account Enquiries 087-320-4321

Customer VAT Registration Number Not Provided  
 Bank VAT Registration Number 4210102051

Call Account : 62550105011  
 Tax Invoice/Statement Number : 73  
 Statement Period : 31 May 2021 to 30 June 2021  
 Statement Date : 30 June 2021

Statement Balances		Bank Charges		Interest Rate	
Opening Balance	200,810.39 Cr	Service Fees	0.00	Credit Rate**	Tiered
Closing Balance	201,245.78 Cr	Cash Deposit Fees	0.00	Debit Rate (Non-NCA)	0.00%
# Inclusive of VAT @ 15.00%	2.41 Dr	Cash Handling Fees	0.00		
Total VAT (ZAR)	2.41 Dr	Other Fees	18.50 Dr		

Transactions in RAND (ZAR)

Date	Description	Amount	Balance	Accrued Bank Charge
28 Jun	#Statement Fee			
28 Jun	#Value Added Serv Fees	0.00	200,810.39 Cr	18.50
30 Jun	Int On Credit Balance	18.50	200,791.89 Cr	
	<b>Closing Balance</b>	453.89 Cr	201,245.78 Cr	

Turnover for Statement Period

No. Credit Transactions	1
No. Debit Transactions	1
	453.89 Cr
	18.50 Dr

Please contact us within 30 days from your statement date, should you wish to query an entry on this statement (incl. card transactions done during this statement period, but not yet reflecting). Should we not hear from you, we will assume that you have received the statement and that it is correct.

For more information on your Pricing Option, please contact us or visit our website.  
 \*\*For the latest Credit Rates on product, please go to fnb.co.za

First National Bank - a division of FirstRand Bank Limited. Registration Number 1929/001225/06. An Authorised Financial Services and Credit Provider (NCRCP20).  
 On 24 July 2020, the Prime Lending Rate changed to 7.00%. This may impact the rate on any of your credit facilities.

Branch Number	Account Number	Date	DDA PB/00/CA/KY/KY/MM/B9/C3/DM/N	FN
878	62550105011	2021/06/30	CALL ACCOUNT	



Computer Generated Copy

711  
\*DR NKOSAZANA DLAMINI ZUMA LOCAL  
P O BOX 62  
CREIGHTON  
3263

✉ Business Investment Desk Branch  
1 First Place, Mezzanine Fl, Bank City  
P.O. Box 1153  
Johannesburg, 2000  
e-Mail ipp@fnb.co.za  
Web fnb.co.za  
Branch Code 00878

Tax Invoice/Statement Number 3

Customer VAT Reg. No. Not Provided  
Bank VAT Reg. No. 4210102051  
Product Fixed Deposits  
Account Number 74894601051  
Statement Period 31 May 2021 to 14 June 2021

Fixed Interest Rate 3.90% per annum  
Investment Period 32 Days  
Maturity Date 14 June 2021

Date	Description	Amount	Balance
<b>Opening Balance as at 31 May 2021</b>		ZAR	<b>15 086 715.75 Cr</b>
14 Jun 2021	Interest payment generated		
14 Jun 2021	Early red	51 584.17 Cr	15 138 299.92
<b>Closing Balance as at 14 June 2021</b>		ZAR	<b>0.00</b>

If there is an entry on your statement you wish to query, please contact your nearest FNB branch or FNB Telephone Banking Enquiries at 087 320 4321 as soon as possible, preferably within 30 days, in order that it may be investigated.

First National Bank - a Division of FirstRand Bank Limited. Reg No. 1929/001225/06.  
An Authorised Financial Services and Credit Provider (NCRCP20).

**The VAT rate has increased from 14% to 15% from 1 April 2018.**

# Inclusive of VAT @ 15.00%  
Total VAT included on this statement R0.00  
Total Bank Charges R0.00





# Welcome to FNB Savings and Cash Investments.

Investment Confirmation

FNB Savings & Cash Investments  
FNB Bank City  
1 First Place, Mezzanine Floor  
Cnr Pritchard and Simmonds Street  
Johannesburg  
2000

DR NKOSAZANA DLAMINI ZUMA LOCAL

24 June 2021

Thank you for making FNB your preferred investment bank. This letter serves as confirmation of your deposit.

**Account number** 74859955617  
**Account type** Fixed Deposit  
**Amount** R 31 113 875.43  
**Interest Rate at Maturity** 1.900%  
**Interest at Maturity** R 9 717.76  
**Maturity date** Wednesday, 30 June 2021  
**Investment Period (Days)** 6

R 31 123 593 18  
R 9 717.76  
622356 19197

The interest rate quoted above and accepted by yourself is based on the balance as negotiated and agreed with you. If your account balance drops below the negotiated balance we reserve the right to review the interest rate negotiated. We will communicate with you before changing the negotiated rate.

This account is bound by the terms and conditions applicable to the product available. Please contact me if you require any further information. Should there be any discrepancies for accounts reinvested without an instruction kindly inform me within 24 hours. Failure to do so will result in the transaction being executed as confirmed above.

Yours sincerely  
Otshepeng Rampulane  
Portfolio Manager  
First National Bank  
Tel: (087) 311 9790

how can we help you?

BBST25 020894 Computer Generated Copy Tax Invoice

 \*DR NKOSAZANA DLAMINI ZUMA LOCAL  
 TITLE DEED HOUSING ACCOUNT  
 P O BOX 62  
 CREIGHTON  
 3263  
 MTUNGWAP@NDZ.GOV.ZA

 P O Box 1153  
 Johannesburg 2000  
**Street Address** Commercial Account Services Customers  
 4 First Place, 6th Floor, Bankcity  
**Universal Branch Code** 250655  
 info@fnb.co.za  
 fnb.co.za  
**Lost Cards** 0800-11-01-32  
**Account Enquiries** 011 352 5601

 Customer VAT Registration Number Not Provided  
 Bank VAT Registration Number 4210102051

Public Sector Cheque Account : 62810888935

Tax Invoice/Statement Number : 25

Statement Period : 31 May 2021 to 30 June 2021

Statement Date : 30 June 2021

Statement Balances		Bank Charges		Interest Rate	
Opening Balance	460,207.15 Cr	Service Fees	95.00 Dr	Credit Rate**	1.50%
Closing Balance	460,717.36 Cr	Cash Deposit Fees	0.00	Debit Rate (Non-NCA)	10.00%
# Inclusive of VAT @ 15.00%	12.39 Dr	Cash Handling Fees	0.00		
Total VAT (ZAR)	12.39 Dr	Other Fees	0.00		

## Transactions in RAND (ZAR)

Date	Description	Reference	Amount	Fee	Internal Use
09 Jun	Bank Charges - Service Charges				
	#Service Fees				
	Interest		95.00		1 dda208
09 Jun	62810888935				
	<b>Closing Balance</b>		605,21 Cr		2 dda208
			<b>460,717.36 Cr</b>		

## 62810888935 Final balance as at end

31 May 2021	
9 June 2021	460,207.15 Cr
	460,717.36 Cr

## Turnover for Statement Period

No. Credit Transactions	1
No. Debit Transactions	1
	605.21 Cr
	95.00 Dr

Please contact us within 30 days from your statement date, should you wish to query an entry on this statement (incl. card transactions done during this statement period, but not yet reflecting). Should we not hear from you, we will assume that you have received the statement and that it is correct.

For more information on your Pricing Option, please contact us or visit our website.

\*\*For the latest Credit Rates on product, please go to fnb.co.za

First National Bank - a division of FirstRand Bank Limited. Registration Number 1929/001225/06. An Authorised Financial Services and Credit Provider (NCRCP20). On 24 July 2020, the Prime Lending Rate changed to 7.00%. This may impact the rate on any of your credit facilities.



000077


**NEDBANK  
GROUP**

# STATEMENT

0030010000000000378810986353006212

THE INVESTMENT MANAGER  
DR NKOSAZANA DLAMINI ZUMA MUNICIPALITY  
P O BOX 62  
CREIGHTON  
UMZINTO  
3263

Branch	Domestic Treasury
Account Number	03/7881098635/000018
Date	30 June 2021
Statement Period	01 June 2021 to 01 July 2021
Type of Investment	Call Deposit
Statement Frequency	Month End

**NEDBANK CONTACT DETAILS**

Business Banking	Nedbank Head Office, 135 Rivonia Road, Sandown, Sandton, 2196, South Africa 0860 115 060 business@nedbank.co.za
------------------	--

Based on the interest rates agreed between you and Nedbank, as well as the calculated balances, the applicable rate will be applied daily rounded to two decimals, based on the third digit after the decimal.

Transaction Date	Description and additional information	Movement	Rate	Days	Accrued interest	Amount
2021-06-01	Opening Balance					
2021-06-30	Int Accrued On R94 599.60 From 2021-06-01 To 2021-06-30		3,0000	30	233.40	94 599.60
2021-07-01	Int Capitalised Effective 2021-07-01	233.40				94 599.60
2021-07-01	Closing Balance				-233.40	94 833.00
						94 833.00

Yours sincerely  
**NEDBANK LIMITED**

This statement is electronically generated and requires no signature by Nedbank Limited.  
Please examine this statement soonest. If no error is reported within 30 days after receipt, the statement will be considered as being correct.  
Please note that month-end statements include transactions up to and including the last day of the month as well as interest transactions for the first day of the next month.

The investment is subject to the terms and conditions for investment accounts, available at <https://www.nedbank.co.za/content/nedbank/desktop/gt/en/corporates/investing/corporate-and-institutional-investments.html>  
This communication is produced and transmitted electronically. While we have taken all reasonable steps to ensure the accuracy, integrity and confidentiality of the information, Nedbank Limited will not be liable if the information contained in this communication is corrupted, inaccurate or fails to reach its intended destination. The information in this communication is confidential and intended solely for the addressee and may also be privileged or exempt from disclosure under applicable law. If you are not the addressee, or have received this email in error, please notify the sender immediately, delete it from your system and do not copy, disclose or otherwise act on any part of this communication. You should also treat any pages attached to this communication in line with the disclaimer.

Nedbank Limited Reg No 1951/000009/06, VAT Reg No 4320116074, Nedbank 135 Rivonia Campus, 135 Rivonia Road, Sandown, Sandton, 2196, South Africa.

Directors: V Naidoo (Chairman) MWT Brown (Chief Executive) HR Brody BA Dames NP Dongwana EM Kruger RAG Leith PM Makwana Prof T Marwala L Makalima  
Dr MA Matoane MH Davis (Chief Financial Officer) MC Nkuhlu (Chief Operating Officer) S Subramoney  
Company Secretary: J Katzin 26.05.2021

000073

NEDBANK  
GROUP

## STATEMENT

00300100000000378810986353006212

THE INVESTMENT MANAGER  
DR NKOSAZANA DLAMINI ZUMA MUNICIPALITY  
P O BOX 62  
CREIGHTON  
UMZINTO  
3263

Branch	Domestic Treasury
Account Number	03/7881098635/000035
Date	30 June 2021
Statement Period	31 May 2021 to 30 June 2021
Due Date	28 July 2021
Period	61 days
Type of Investment	Fixed Deposit
Statement Frequency	Month End

## NEDBANK CONTACT DETAILS

Business Banking  
Nedbank Head Office, 135 Rivonia Road,  
Sandown, Sandton, 2196, South Africa  
0860 115 060  
business@nedbank.co.za

The interest rate for your investment, as agreed between you and Nedbank, is calculated to six decimals and rounded to two decimals for the full investment term.  
The calculation for interim statements is the same and, as a result, the interest you see on interim statements may differ from the interest for the full investment term.

Transaction Date	Description and additional information	Movement	Rate	Days	Accrued interest	Amount
2021-05-31	Opening Balance					
2021-06-30	Int Accrued On R30 000 000.00 From 2021-06-01 To 2021-06-30		4,2000	30	13 808.21	30 000 000.00
2021-06-30	Closing Balance				103 561.64	30 000 000.00
					117 369.85	30 000 000.00

Yours sincerely  
NEDBANK LIMITED

This statement is electronically generated and requires no signature by Nedbank Limited.  
Please examine this statement soonest. If no error is reported within 30 days after receipt, the statement will be considered as being correct.  
Please note that month-end statements include transactions up to and including the last day of the month as well as interest transactions for the first day of the next month.

The investment is subject to the terms and conditions for investment accounts, available at <https://www.nedbank.co.za/content/nedbank/desktop/gt/en/corporates/investing/corporate-and-institutional-investments.html>  
This communication is produced and transmitted electronically. While we have taken all reasonable steps to ensure the accuracy, integrity and confidentiality of the information, Nedbank Limited will not be liable if the information contained in this communication is corrupted, inaccurate or fails to reach its intended destination. The information in this communication is confidential and intended solely for the addressee and may also be privileged or exempt from disclosure under applicable law. If you are not the addressee, or have received this email in error, please notify the sender immediately, delete it from your system and do not copy, disclose or otherwise act on any part of this communication. You should also treat any pages attached to this communication in line with the disclaimer.

Nedbank Limited Reg No 1951/000009/06, VAT Reg No 4320116074, Nedbank 135 Rivonia Campus, 135 Rivonia Road, Sandown, Sandton, 2196, South Africa.

Directors: V Naidoo (Chairman) MWT Brown (Chief Executive) HR Brody BA Dames NP Dongwana EM Kruger RAG Leith PM Makwana Prof T Marwala L Makalima  
Dr MA Matobane MH Davis (Chief Financial Officer) MC Nkuhlu (Chief Operating Officer) S Subramoney  
Company Secretary: J Katzin 26.05.2021

Out of the Ordinary



Investec Specialist Bank

1 JUL 2021

100 Grayston Drive  
Sandton, 2196

Investec Bank Limited

100 Grayston Drive Sandown Sandton 2196  
PO Box 785700 Sandton 2146 South Africa  
T +27 (0) 11 286 7000 F +27 (0) 11 286 9555  
www.investec.co.zaDr Nkosazana Dlamini Zuma Local Municipality  
PO Box 62  
Creighton  
3263ACCOUNT STATEMENT  
Tax invoice number  
Investec VAT numberPage 1 of 1  
21000019  
4620124729Statement date  
Statement period  
Currency30 Jun 2021  
01 Jun - 30 Jun 2021  
South African RandAccount number  
Account type  
Branch code  
Electronic account number1100540834500  
Call Deposit  
580105  
50011313326

Date	Description	Amount	Capital Balance	Rate%	Days	Amount	Interest Balance
1JUN2021	OPENING BALANCE						0.00
30JUN2021	Transfer deal number- 10659835 1100540834450	10,253,955.43CR	10,253,955.43CR				
30JUN2021	INTEREST ADVISED						
30JUN2021	CLOSING BALANCE		10,253,955.43CR	3.35CR	1	941.12CR	941.12CR
30JUN2021	INTEREST ACCRUED	941.12CR				ACCRUED	941.12CR
	CLOSING BALANCE INCLUDING INTEREST		10,254,896.55CR				

Grow your savings with Investec's bank guaranteed, Money Fund linked Accounts. Questions?  
Call us on 0860 110 161.

Investec Specialist Bank, a division of Investec Bank Limited registration number 1969/004763/06. Investec Specialist Bank is committed to the Code of Banking Practice as regulated by the Ombudsman for Banking Services. A registered credit provider registration number NCRCP9.

Out of the Ordinary



Investec Specialist Bank

1 JUL 2021

100 Grayston Drive  
Sandton, 2196

Investec Bank Limited

100 Grayston Drive Sandown Sandton 2196  
PO Box 785700 Sandton 2146 South Africa  
T +27 (0) 11 286 7000 F +27 (0) 11 286 9555  
www.investec.co.zaDr Nkosazana Dlamini Zuma Local Municipality  
PO Box 62  
Creighton  
3263ACCOUNT STATEMENT  
Tax invoice number  
Investec VAT numberPage 1 of 1  
21000017  
4620124729Statement date  
Statement period  
Currency30 Jun 2021  
01 Jun - 30 Jun 2021  
South African RandAccount number  
Account type  
Branch code  
Electronic account number1100540834450  
Fixed Deposit  
580105  
50011313277

## Opening balance deal summary

Reference  
DA 10634559Deal amount  
0.00Start  
27MAY2021End  
30JUN2021Rate %  
3.60

Date	Description	Amount	Capital Balance	Rate%	Days	Interest Amount	Interest Balance
1JUN2021	OPENING BALANCE		10,224,709.96CR				
1JUN2021	INTEREST ADVISED DA 10634559			3.60CR	29	29,245.47CR	29,245.47CR
30JUN2021	Fixed Dep Maturity DA 10634559	10,224,709.96DR	0.00				
30JUN2021	CLOSING BALANCE		0.00			ACCRUED	29,245.47CR

Grow your savings with Investec's bank guaranteed, Money Fund linked Accounts. Questions?  
Call us on 0860 110 161.

Investec Specialist Bank, a division of Investec Bank Limited registration number 1969/004763/06. Investec Specialist Bank is committed to the Code of Banking Practice as regulated by the Ombudsman for Banking Services. A registered credit provider registration number NCRCP9.



Product  
BUSINESS CURRENT ACCOUNT

Statement period 2021-06-01 to 2021-06-30  
Account preferred centre PIETERMARITZBURG  
Customer contact centre 0860 123 000  
Internet www.standardbank.co.za

Address  
MAIN STREET  
CREIGHTON  
CREIGHTON  
3263

STANDARD BANK  
GOSS:MAINTENANCE1  
2021-07-06  
00-13-18

Page 1 of 1  
Date 06 July 2021  
Time 12:37

Account identification

Name of account DR NKOSAZANA DLAMINI ZUMA MUNI

Account number 052070336

Transaction details

Post date (YYYY-MM-DD)	Transaction description	Fee	Payments	Deposits	Balance
2021-06-01	Opening Balance				R 80,597.92
	##FEE: 60 DAY STATEMENT				R 80,533.92
2021-06-30	09H34 IPC:MAINTAIN 2		R -64.00		
	##MONTHLY MANAGEMENT FEE 3006				
2021-06-30	ACC 052070336		R -100.00		R 80,433.92
	Balance brought forward				R 80,433.92

## These fees include VAT at the applicable prevailing rate in accordance with the VAT Act.

Your account information

Statement summary

Payments	R 164.00
Deposits	R 0.00
Fee	R 0.00

Your full transaction record is available on your account statement. The balance could change if there are transactions that still need to be processed. Please consider the clause that follows carefully as it limits the bank's liability and constitutes an assumption of risk by you.

Please check that all transactions on this statement are correct and tell the bank if there are any mistakes within 60 days of the date of this statement, after which, we will consider this statement to be correct





Product

FIXED DEPOSIT

Transactions since last statement

Address

MAIN STREET  
CREIGHTON  
CREIGHTON  
3263

Statement period 2021-06-08 to 2021-07-07

Account preferred centre MSUNDUZI

Customer contact centre 0860 123 000

Internet www.standardbank.co.za

Page 1 of 1

Date 07 July 2021

Time 07:56

Account identification

Name of account DR NKOSAZANA DLAMINI ZUMA MUNI

Account number 478735995 006

Transaction details

Post date (YYYY-MM-DD)	Transaction description	Payments	Deposits	Balance
	Opening Balance			R 0.00
2021-06-08	CREDIT TRANSFER 201529971 DR NKOSAZANA DLAMINI		R 15,000,000.00	R 15,000,000.00
2021-06-08	Balance brought forward			R 15,000,000.00

## These fees include VAT at the applicable prevailing rate in accordance with the VAT Act

### These fees have been discounted by 80% and include VAT at the applicable prevailing rate in accordance with the VAT Act.

Your account information

Statement summary

Payments	R 0.00
Deposits	R 15,000,000.00

If you have done more than 60 transactions on your account since your last posted or emailed statement please note that only the latest 60 transactions will appear on this statement. If you need a statement that shows all your transactions, please visit your nearest branch.

Your full transaction record is available on your account statement. The balance could change if there are transactions that still need to be processed.

Please consider the clause that follows carefully as it limits the bank's liability and constitutes an assumption of risk by you.

Please check that all transactions on this statement are correct and tell the bank if there are any mistakes within 60 days of the date of this statement, after which, we will consider this statement to be correct.



Product  
FIXED DEPOSIT

Statement period 2021-06-01 to 2021-06-30  
Account preferred centre MSUNDUZI  
Customer contact centre 0860 123 000  
Internet: www.standardbank.co.za

Address  
MAIN STREET  
CREIGHTON  
CREIGHTON  
3263

Page 1 of 1  
Date 07 July 2021  
Time 07:54

Account identification

Name of account DR NKOSAZANA DLAMINI ZUMA MUNI  
Account number 478735995 005

Transaction details

Post date (YYYY-MM-DD)	Transaction description	Payments	Deposits	Balance
	Opening Balance			R 30,638,645.85
	Balance brought forward			R 30,638,645.85

## These fees include VAT at the applicable prevailing rate in accordance with the VAT Act

Your account information

Statement summary

Payments	R 0.00
Deposits	R 0.00

Your full transaction record is available on your account statement. The balance could change if there are transactions that still need to be processed.

Please consider the clause that follows carefully as it limits the bank's liability and constitutes an assumption of risk by you.

Please check that all transactions on this statement are correct and tell the bank if there are any mistakes within 60 days of the date of this statement, after which, we will consider this statement to be correct.

000084

DR NKOSAZANA DLAMINI ZUMA LOCAL MUNICIP ABSA BANK

PO BOX 62  
CREIGHTON  
3263

PUBSECKZN  
FIXED DEPOSIT  
ACCOUNT NUMBER : 20-7979-5620  
CAPITAL AMOUNT : 30 210 779,90  
INTEREST RATE : 3,40



STATEMENT FOR PERIOD 24062021 - 01072021

DATE	TRANS DESCRIPTIONS	REFERENCE	TRAN AMOUNT	SUB ACC BAL
240621	BALANCE B/FORWARD	*	0	0,00
240621	RENEWAL REVERSAL (EFFECTIVE 240521)	HEADOFFICE	30105 205,48	30105 205,48
240621	OPEN DEPOSIT (EFFECTIVE 240521)	HEADOFFICE	30105 205,48-	0,00
250621	INTEREST	HEADOFFICE	105 574,42	105 574,42
250621	MATURITY	HEADOFFICE	30105 205,48	30210 779,90
300621	OPEN DEPOSIT (EFFECTIVE 250621)	HEADOFFICE	30210 779,90-	0,00

ACCRUED TRANSACTIONS AS AT 01/07/21

ACCRUED INTEREST

16 884,92

**ACCRUED BONUS INTEREST**


**0,00**

AMOUNT CEDED

0,00

\*\*\*\*\* END OF ENQUIRY 01/07/21 A/C

20-7979-5620 \*\*\*\*\*







000000

how can we help you?

BBST2652 259736  
 \*DR NKOSAZANA DLAMINI ZUMA LOCAL  
 MUNICIPALITY  
 P O BOX 62  
 CREIGHTON  
 3263  
 MTUNGWAP@NDZ.GOV.ZA

☒ P O Box 219  
 Underberg 3257  
**Street Address** Underberg  
 Main Street  
**Universal Branch Code** 250655  
 🌐 [fnb.co.za](http://fnb.co.za)  
**Lost Cards** 087-575-9406  
**Account Enquiries** 087-736-2247  
**Fraud** 087-311-8607

**Customer VAT Registration Number** Not Provided  
**Bank VAT Registration Number** 4210102051

**Public Sector Cheque Account : 62026224999**

Tax Invoice/Statement Number : 2652  
 Statement Period : 29 June 2021 to 30 June 2021  
**Statement Date : 30 June 2021**

Statement Balances		Bank Charges		Interest Rate	
Opening Balance	4,668,929.78 Cr	Service Fees	0.00	Credit Rate**	1.50%
Closing Balance	2,670,460.50 Cr	Cash Deposit Fees	0.00	Debit Rate (Non-NCA)	10.00%
# Inclusive of VAT @ 15.00%	0.00	Cash Handling Fees	0.00		
Total VAT (ZAR)	0.00	Other Fees	0.00		

**Transactions in RAND (ZAR)**

Date	Description	Amount	Balance	Accrued Bank Charge
30 Jun	Scheduled Pymt From Ndzm 262065	320.00Cr	4,669,249.78Cr	
30 Jun	Scheduled Pymt From Ndzm30055711	181.00Cr	4,669,430.78Cr	
30 Jun	FNB OB Pmt 26285 Underberg Forg	15,972.82Cr	4,685,403.60Cr	
30 Jun	FNB OB Pmt 217475 Underberg For	909.84Cr	4,686,313.44Cr	
30 Jun	FNB OB Pmt 246655 Underberg For	6,967.10Cr	4,693,280.54Cr	
30 Jun	FNB OB Pmt 217535 Underberg For	14,310.52Cr	4,707,591.06Cr	
30 Jun	Scheduled Pymt From Ndzm 84215	300.00Cr	4,707,891.06Cr	
30 Jun	Scheduled Pymt From Ndzm 71165	240.00Cr	4,708,131.06Cr	
30 Jun	Scheduled Pymt From Kwas 246665	1,070.00Cr	4,709,201.06Cr	
30 Jun	Scheduled Pymt From Ndzm 30061008	305.20Cr	4,709,506.26Cr	
30 Jun	Scheduled Pymt From Acc 13015	1,000.00Cr	4,710,506.26Cr	
30 Jun	Int-Banking Pmt Frm Ndzm1960	400.00Cr	4,710,906.26Cr	
30 Jun	Scheduled Pymt From 34415	1,396.84Cr	4,712,303.10Cr	
30 Jun	Scheduled Pymt From 259925	1,500.00Cr	4,713,803.10Cr	
30 Jun	Scheduled Pymt From Ndzm 30055955	1,162.95Cr	4,714,966.05Cr	
30 Jun	FNB App Payment From 30061572	1,430.00Cr	4,716,396.05Cr	
30 Jun	FNB App Payment From Ndzm 254495	147.00Cr	4,716,543.05Cr	
30 Jun	FNB OB Pmt Ndzm 217615	1,666.49Cr	4,718,209.54Cr	
30 Jun	FNB OB Pmt Ndzm 128885	20,426.44Cr	4,738,635.98Cr	
30 Jun	FNB OB Pmt Ndzm 128355	1,903.90Cr	4,740,539.88Cr	
30 Jun	FNB App Payment From 30057524	700.00Cr	4,741,239.88Cr	
30 Jun	FNB OB Pmt Kwas 265945	1,059.25Cr	4,742,299.13Cr	
30 Jun	FNB OB Pmt 246335	1,882.30Cr	4,744,181.43Cr	
30 Jun	FNB App Payment From Kwas 262035	1,571.65Cr	4,745,753.08Cr	
30 Jun	FNB OB Pmt 59482	114.25Cr	4,745,867.33Cr	

Branch Number	Account Number	Date	DDA DB/2E/AV/XR/XR/RK/PE/L7/WB/N	FN
887	62026224999	2021/06/30	PUBLIC SECTOR CHEQUE ACCOUNT	

000097

## Transactions in RAND (ZAR) : 62026224999

Date	Description	Amount	Balance	Accrued Bank Charge
30 Jun	Magtape Credit Ndzlm-136735			
30 Jun	Magtape Credit Ndzlm 30057373	1,282.70Cr	2,686,820.49Cr	
30 Jun	Magtape Credit 61287	1,300.00Cr	2,688,120.49Cr	
30 Jun	Magtape Credit 246545	1,339.95Cr	2,689,460.44Cr	
30 Jun	Magtape Credit Kwas 26555	1,365.85Cr	2,690,826.29Cr	
30 Jun	Magtape Credit 262165	1,390.35Cr	2,692,216.64Cr	
30 Jun	Magtape Credit 30060564 - Ndzlm	1,442.35Cr	2,693,658.99Cr	
30 Jun	Magtape Credit 49452	1,500.00Cr	2,695,158.99Cr	
30 Jun	Magtape Credit Ndzlm 173395	1,547.02Cr	2,696,706.01Cr	
30 Jun	Magtape Credit ABSA Bank Ndzlm 173685	1,563.55Cr	2,698,269.56Cr	
30 Jun	Magtape Credit Ndzlm 30062133	1,571.67Cr	2,699,841.23Cr	
30 Jun	Magtape Credit Ndzlm 300049	1,572.00Cr	2,701,413.23Cr	
30 Jun	Magtape Credit Kwas 50265	1,600.00Cr	2,703,013.23Cr	
30 Jun	Magtape Credit 144925 Ndzlm	1,679.65Cr	2,704,692.88Cr	
30 Jun	Magtape Credit Ndzlm 233985	1,684.48Cr	2,706,377.36Cr	
30 Jun	Magtape Credit Kwas 26125	1,722.00Cr	2,708,099.36Cr	
30 Jun	Magtape Credit Ndzlm - 30060904 Erf 638	1,737.95Cr	2,709,837.31Cr	
30 Jun	Magtape Credit 30060090	1,788.18Cr	2,711,625.49Cr	
30 Jun	Magtape Credit Ndzlm 262135	1,800.00Cr	2,713,425.49Cr	
30 Jun	Magtape Credit 49469	1,844.50Cr	2,715,269.99Cr	
30 Jun	Magtape Credit Ndzlm 259935	1,949.24Cr	2,717,219.23Cr	
30 Jun	Magtape Credit 71705	2,000.00Cr	2,719,219.23Cr	
30 Jun	Magtape Credit 49500	2,062.00Cr	2,721,281.23Cr	
30 Jun	Magtape Credit Dncz102875	2,087.97Cr	2,723,369.20Cr	
30 Jun	Magtape Credit Ndzlm-246015	2,246.50Cr	2,725,615.70Cr	
30 Jun	Magtape Credit 49421	2,611.90Cr	2,728,227.60Cr	
30 Jun	Magtape Credit 49490	2,643.91Cr	2,730,871.51Cr	
30 Jun	Magtape Credit 110995	2,813.29Cr	2,733,684.80Cr	
30 Jun	Magtape Credit 115005	2,980.60Cr	2,736,665.40Cr	
30 Jun	Magtape Credit 49438	3,023.89Cr	2,739,689.29Cr	
30 Jun	Magtape Credit 49414	3,769.01Cr	2,743,458.30Cr	
30 Jun	Magtape Credit Ndzlm 115335	4,710.12Cr	2,748,168.42Cr	
30 Jun	Magtape Credit 49407	5,007.30Cr	2,753,175.72Cr	
30 Jun	Magtape Credit Basq28 Kzn: Heal001365050	6,551.00Cr	2,759,726.72Cr	
30 Jun	B2B Collection F/Card Comspeedpoint00082151Fn	8,239.51Cr	2,767,966.23Cr	
30 Jun	B2B Collection F/Card Comspeedpoint00082151Fn	402.50	2,767,563.73Cr	
30 Jun	B2B Collection F/Card Comspeedpoint00082151Fn	1,104.00	2,766,459.73Cr	
30 Jun	Magtape Debit M-Choice M-Choice139762258	1,656.00	2,764,803.73Cr	
30 Jun	Magtape Debit Vodacom 0363793934 C8002921	320.00	2,764,483.73Cr	19.00
30 Jun	Magtape Debit Vodacom 0363495150 G0001088	408.25	2,764,075.48Cr	19.00
	<b>Closing Balance</b>	<b>93,614.98</b>	<b>2,670,460.50Cr</b>	<b>19.00</b>

2,670,460.50Cr

## Turnover for Statement Period

No. Credit Transactions 149  
No. Debit Transactions 196

17,754,379.37 Cr  
19,752,848.65 Dr

Branch Number	Account Number	Date	DDA DB/2E/AV/XR/XR/RK/PE/L7/WB/N	FN
887	62026224999	2021/06/30	PUBLIC SECTOR CHEQUE ACCOUNT	

SUMMARY OF NON-DELIVERY OR NON-ACHIEVEMENT OF OUTPUTS OF GRANT-FUNDED PROJECTS

Non-delivery or non-achievement area	Reasons for non-delivery or non-achievement	Remedial or rectification steps	Responsibility for remedial or rectification steps	Date when remedial or rectification steps will be implemented



## Quality Certificate

I, NC Vezi Municipal Manager of the Dr Nkosazana Dlamini Zuma Municipality, hereby certify that the monthly preliminary report on the implementation of the budget and financial state affairs of the municipality for the month of June 2020 and Fourth Quarter of 2020/21 financial year has been prepared in accordance with the Municipal Finance Management Act and regulations made under that Act.

Print Name: N C Vezi

Municipal Manager of Dr Nkosazana Dlamini Zuma Municipality, KZN436

Signature: \_\_\_\_\_

Date: \_\_\_\_\_

06/07/2021



**Monthly Salaries Report**

06/06/2021

**1. Purpose**

To inform the Executive Council of the salaries and wages expenditure for the month of June 2021 terms of Section 66 of the Municipal Finance Management Act Guidance

**2. OVERVIEW OF JUNE 2021 SALARIES AND WAGES**

2.1 Salaries and Wages for the month of June 2021

DESCRIPTION	ORIGINAL BUDGET	MONTHLY BUDGET	MONTH ACTUAL	YTD ACTUAL	MONTHLY % SPENT	YTD % SPEND
SALARIES	51 183 139.00	4 265 261.58	4 013 526.66	47 659 671.43	94%	93%
EPWP	2 513 000.00	209 416.67	332 243.13	3 536 244.40	159%	141%
LONG SERVICE AWARD	156 750.00	13 062.50		139 092.29	0%	89%
TRAVEL ALLOWANCES	470 625.00	39 218.75	27 500.00	330 000.00	70%	70%
ABSENT						
LEAVE PAY	348 271.00	29 022.58		330 721.53	0%	95%
OVERTIME	1 343 780.00	111 981.67	117 844.36	1 613 272.88	105%	120%
PENSION FUND CONTRIBUTION	7 057 536.00	588 128.00	574 579.87	6 610 096.77	98%	94%
BONUS	3 979 186.00	331 598.83	493 445.18	3 770 116.36	149%	95%
HOUSING SUBSIDY	480 998.00	40 083.17	17 081.51	189 545.96	43%	39%
COUNCILLOR'S SALARY ALLOWANCE	8 255 792.00	687 982.67	673 413.54	8 080 962.48	98%	98%
COUNCILLOR'S TRAVEL ALLOWANCE	1 368 075.00	114 006.25	90 670.49	1 088 045.88	80%	80%
COUNCILLOR'S CELL PHONE ALLOWANCE	1 368 075.00	114 006.25	107 300.00	1 287 600.00	94%	94%
COUNCILLOR'S PENSION	1 165 657.00	97 138.08	95 081.05	1 140 972.60	98%	98%
UIF	391 259.00	32 604.92	37 547.61	410 709.61	115%	105%
SDL	917 042.00	76 420.17	55 063.23	531 371.68	72%	58%
MEDICAL AID CONTRIBUTION	2 970 910.00	247 575.83	257 846.44	2 900 231.82	104%	98%
BARGAIN COUNCIL LEVIES	31 111.00	2 592.58	2 178.00	25 829.10	84%	83%
<b>TOTAL</b>	<b>84 001 206.00</b>	<b>7 000 100.50</b>	<b>6 895 321.07</b>	<b>79 690 611.50</b>	<b>99%</b>	<b>95%</b>

The above excludes Subsistence and travel

Prepared By: 

Date: .....

Reviewed By: 

Date: 05/10/21

000090

Disclosures Concerning Councillors, Directors and Senior Officials 2020 2021 Jun-21

Description	Mayor 5014	Deputy Mayor 143	Speaker 5007	Section 79 Executive committee Chairperson 3928,108	Section 79 Executive councillors 3930,2248,50	Councillors	Municipal Manager 169	Chief Financial Officer 99	Community Manager 5058	Manager Corporate Services 166	IPD Manager 5023
Salaries and Wages R'000	R 746,572.96	R 598,459.04	R 598,859.04	R 1,32,027.20	R 1,252,649.40	R 4,349,994.84	R 912,495.03	R 930,618.12	R 825,005.89	R 939,921.12	R 872,117.40
ACTING ALLOWANCE	R 0.00	R 0.00	R 0.00	R 0.00	R 0.00	R 0.00	R 0.00	R 0.00	R 0.00	R 0.00	R 0.00
Overtime	R 0.00	R 0.00	R 0.00	R 0.00	R 0.00	R 0.00	R 0.00	R 0.00	R 0.00	R 0.00	R 0.00
BONUSES	R 0.00	R 0.00	R 0.00	R 0.00	R 0.00	R 0.00	R 0.00	R 0.00	R 0.00	R 0.00	R 65.00
BACK PAY	R 0.00	R 0.00	R 0.00	R 0.00	R 0.00	R 0.00	R 0.00	R 0.00	R 0.00	R 0.00	R 0.00
LONG SERVICE BONUS	R 0.00	R 0.00	R 0.00	R 0.00	R 0.00	R 0.00	R 0.00	R 0.00	R 0.00	R 0.00	R 0.00
LEAVE PAID OUT	R 0.00	R 0.00	R 0.00	R 0.00	R 0.00	R 0.00	R 0.00	R 0.00	R 0.00	R 0.00	R 0.00
PERFORMANCE BONUS	R 0.00	R 0.00	R 0.00	R 0.00	R 0.00	R 0.00	R 167,420.00	R 89,656.92	R 73,355.67	R 89,556.92	R 73,355.67
Contributions R'000	R 112,285.92	R 89,428.76	R 89,828.76	R 79,803.96	R 147,375.60	R 621,849.60	R 164,249.02	R 0.00	R 0.00	R 0.00	R 0.00
Pensions	R 0.00	R 0.00	R 0.00	R 0.00	R 0.00	R 0.00	R 0.00	R 0.00	R 0.00	R 0.00	R 0.00
Medical Aid	R 0.00	R 0.00	R 0.00	R 0.00	R 0.00	R 0.00	R 22,822.50	R 31,797.00	R 47,111.60	R 0.00	R 0.00
SALGSC	R 0.00	R 0.00	R 0.00	R 0.00	R 0.00	R 0.00	R 257.62	R 257.62	R 257.62	R 257.62	R 257.62
UIF	R 0.00	R 0.00	R 0.00	R 0.00	R 0.00	R 0.00	R 1,759.42	R 1,759.42	R 1,759.42	R 1,759.42	R 1,759.42
SKILLS LEVY	R 0.00	R 0.00	R 0.00	R 0.00	R 0.00	R 0.00	R 12,184.56	R 9,739.17	R 8,097.37	R 9,869.17	R 8,114.60
Allowances R'000	R 0.00	R 0.00	R 0.00	R 0.00	R 0.00	R 0.00	R 0.00	R 0.00	R 0.00	R 0.00	R 0.00
Travel and Motor Car	R 0.00	R 0.00	R 0.00	R 0.00	R 0.00	R 0.00	R 0.00	R 0.00	R 0.00	R 0.00	R 0.00
DATA CARD	R 3,600.00	R 3,600.00	R 3,600.00	R 87,404.40	R 251,459.64	R 749,181.84	R 180,000.00	R 24,000.00	R 0.00	R 126,000.00	R 0.00
CELLPHONE	R 40,800.00	R 40,800.00	R 40,800.00	R 81,600.00	R 10,800.00	R 75,600.00	R 0.00	R 0.00	R 0.00	R 0.00	R 0.00
Housing Benefits and Allowances R'000	R 0.00	R 0.00	R 0.00	R 0.00	R 122,400.00	R 656,800.00	R 0.00	R 0.00	R 0.00	R 0.00	R 0.00
Leans and Advances R'000											
Other Benefits and Allowances R'000											
Arrears Owed to Municipality											
TOTAL	R 905,258.88	R 733,087.80	R 733,087.80	R 788,035.56	R 1,784,684.64	R 6,653,426.28	R 1,461,188.15	R 1,167,334.25	R 955,587.57	R 1,167,164.25	R 955,669.71
	R 905,258.88	R 733,087.80	R 733,087.80	R 788,035.56	R 1,784,684.64	R 6,653,426.28	R 1,461,188.15	R 1,167,334.25	R 955,587.57	R 1,167,164.25	R 955,669.71

PREPARED BY:  REVIEWED BY: 





**EXPENDITURE MANAGEMENT REPORT FOR JUNE 2021**

<b>AUTHOR</b>	:	Chief Finance Officer
Levels	:	1 <sup>st</sup> Level –MANCO
	:	2 <sup>ND</sup> Level- Committee
	:	3 <sup>RD</sup> Level-Exco
	:	4 <sup>th</sup> Level-Council

**2. PURPOSE**

To report to the committee on the payments made during June 2021

**3. LEGAL REQUIREMENTS**

- MFMA Act NO .56 of 2003

**4. BACKGROUND AND REASONING**

The accounting officer of a municipality is responsible for the management of the expenditure of the municipality. The accounting officer must take all reasonable steps to ensure that the municipality has and maintains an effective system of expenditure control, including procedures for approval, authorisation, withdrawal and payments of funds

The accounting officer must also make sure that the municipality has and maintains a system of internal control in respect of creditors and payments, that payments by the municipality are made directly to the person to whom it is due unless agreed otherwise for reasons as may be prescribed, and that all money owing by the municipality be paid within 30 days of receiving the relevant invoice or statement, unless prescribed otherwise for certain categories of expenditure.

**5. FINANCIAL IMPLICATIONS**

No financial implications

**6. STAFF IMPLICATIONS**

No staff implications

**7. Annexures**

- Payment listing DR Nkosazana Dlamini Zuma Municipality
- Top ten creditors
- Free basic electricity

**7. RECOMMENDATIONS**

That this report noted by the committee

LIST OF PAYMENTS MADE IN THE MONTH OF JUNE 2021						
PAYMENT NUMBER	SUPPLIER NAME	DESCRIPTION	AMOUNT	DATE OF INVOICE	PAYMENT DATE	COMPLIANCE
1201	EYEGEMA TRADING ENTERPRISE	Hire of Ablution facilities for Tourism Awareness workshop held on the 12th and 13th May 2021	3 000,00	02/06/2021	15/06/2021	YES
1202	HEALTH KZN	Provision of Ambulance for Tourism Awareness workshop held on the 12th and 13th May 2021	2 758,00	02/06/2021	15/06/2021	YES
1203	THE DON IRA FAMILY	Rent, Water and Electricity Usage Statement 2021	4 582,09	02/06/2021	15/06/2021	YES
1204	SOMUCH LIFE MEDIA (PTY)LTD	Matric awards ceremony held in Bulwer	14 000,00	02/06/2021	15/06/2021	YES
1205	DUNAMIS POWER MULTI SERVICES	Procurement of Laptop backpack for Mr LF Molefe and MR NN Ngcobo. Portable Overhead Projector. MM Office	2 920,05	04/06/2021	15/06/2021	YES
1206	MAHLANGWINI TRADING AND PROJECTS	purchase of disposable musk and spray bottles	5 290,00	02/06/2021	15/06/2021	YES
1207	GreenDoor Landscape service	Provision for Horticulture Management Service May 2021	29 756,25	19/05/2021	15/06/2021	YES
1208	Sibane Group JV Stoyi consulting	Construction of Underberg Town ph1 certificate1	686 698,70	14/05/2021	15/06/2021	YES
1209	Ntombizamatolo Lugongolo	Ntombizamatolo Lugongolo Chairperson of Risk Management Committee Operational Risk Assessment workshop held on the 17th to 21st May 2021, Reporting to Exco Meeting held on the 20th May 2021	40 230,00	03/06/2021	15/06/2021	YES
1210	Engineering Council of S.A	Annual fees: Engineering Technologists registration Stanley Ndlovu	1 810,00	20/05/2021	15/06/2021	YES
1211	MATTHEW FRANCIS INC	Alicia Naidoo Legal fees and Disbursements Sithi Chainsaw MS382 to be used in all Centre, NYON Head, Spark Plug, Carb Kit, Blades brush, two Stroke oil 10lt and Servicing of Two Bakkies Sucker tanks	9 219,25	03/06/2021	15/06/2021	YES
1212	Underberg Forest Garden	Engine Service Only Air Filter, Engine OIL Spar	35 207,25	02/06/2021	15/06/2021	YES
1213	EARLYWORKS 266 (PTY)LTD	Procurement of Stationary for Creighton Office	5 721,20	02/06/2021	15/06/2021	YES
1214	Department of Labour	Final Assessment 2020 and Provisional Assessment 2021 Payment for Return on Earnings in line with the Compensation for Occupational Injuries and Diseases act	325 628,66	03/06/2021	15/06/2021	YES

LIST OF PAYMENTS MADE IN THE MONTH OF JUNE 2021						
PAYMENT NUMBER	SUPPLIER NAME	DESCRIPTION	AMOUNT	DATE OF INVOICE	PAYMENT DATE	COMPLIANCE
1215	BPG mass appraisals	Project management Function. Project Office & Project Establishment. Valuation Roll Management system, Project Register Creation and delivery of components, PROJECT Sales Review; Market and Valuation Methodology, Data Collection Residential and data collection Non-Residential. Valuation roll	248 697.05	09/06/2021	15/06/2021	YES
1216	XABA M.A	Tyres repairs for Dr NDZ Municipal Vehicle licensing of Municipal Vehicles after being registered from KwaSani Municipality local to Dr Nkosazana Dlamini Zuma Local Municipality/ FBS924K, FBN771K, FBS890K.	2 570.00	09/06/2021	15/06/2021	YES
1217	SAPO Debtors Payment	Procurement of hinged Door Cupboard for Himeville Pound, Procurement of Refrigerator for Himeville Pound, 7.5lt Portable Electronic Cooling Himeville Pound	3 510.70	09/06/2021	15/06/2021	YES
1218	VERSATILR INTERIORS	Catering for 50 VIP officials attending the funeral of Inkosi Gwala held on the 23rd May 2021	9 458.75	02/06/2021	15/06/2021	YES
1219	Ngwadleni Construction	Rent for Office Space at Donnybrook March 2021, Rent for Office Space at Donnybrook April 2021	5 000.00	02/06/2021	15/06/2021	YES
1220	ZI ABDUL	Eskom: Free Basic June Statement 2021	3 960.00	09/06/2021	15/06/2021	YES
1221	Eskom: Free Basic Electricity	Building Plan Management System-Phase 3 UAT. Building Plan Management System-Phase 4 Training	99 910.70	04/06/2021	15/06/2021	YES
1222	Umhlaba Consulting Group	Advertisement of Agricultural Material and Equipment. Erratum Advert: Fire fighting Material, Camera. Advertisement for new Audit and Performance Audit Committee Members. Erratum Advert Construction of Creighton Sportfield in local Newspaper.	168 000.00	11/06/2021	15/06/2021	YES
1223	Ayanda Mbanqa	Construction of Mqulela sportfield certificate 8 retention payment	16 315.61	02/06/2021	15/06/2021	YES
1224	Masakhekulunge Project Managers	Construction of Mqulela sportfield certificate 9 Supplementary Roll Valuation roll Statement for May 2021 and June 2021	59 153.88	25/05/2021	15/06/2021	YES
1225	Siyaluluka JV Ukwazi Home Dev	Procurement of Refreshment for Mayor and MM Office Still Water 500ml, Energy Drink 500ml, 100% Fruit Juice 330ml, Soft Drinks 330ml	299 442.21	25/05/2021	15/06/2021	YES
1226	Evaluation Enhance Property	Greater Stepmore/Ridge ph3 Certificate 7	42 858.20	10/06/2021	15/06/2021	YES
1227	Mface Trading cc		2 208.00	02/06/2021	15/06/2021	YES
1228	Igoda Project PTY Ltd		659 931.94	31/05/2021	15/06/2021	YES

000097

LIST OF PAYMENTS MADE IN THE MONTH OF JUNE 2021						
PAYMENT NUMBER	SUPPLIER NAME	DESCRIPTION	AMOUNT	DATE OF INVOICE	PAYMENT DATE	COMPLIANCE
1229	Splenda Nkonyeni Electrical JV	Greater Gwaqwane PH3 Certificate 8	585 383,11	31/05/2021	15/06/2021	YES
1230	Zungawothi Trading&Project	Catering for Reading Club Launch on the 12th May 2021	11 909,99	02/06/2021	15/06/2021	YES
1231	SANOLUHLE TRADING AND PROJECTS	Hire of Tent, Chairs and Tables underberg. Generator and Extension cord for Tourism Awareness held on the 13th May 2021, Sound system for the Clean-up & Awareness campaign, Hire of Tent, Chairs and Tables	7 000,00	02/06/2021	15/06/2021	YES
1232	Underberg and Himmeville Taxi owner	Transportation of all Ward Committee Members to the Public Consultation by MPAC on the 2019/2020 Annual Report to be held at Bulwer Hall held on the 14/05/2021	11 800,00	07/06/2021	15/06/2021	YES
1233	1 Assist Service	Glass replacement for 2016 Hyundai H930s Backhoe Loader	3 460,71	07/06/2021	15/06/2021	YES
1234	K2019285591	Catering for 60 People attending Tourism Awareness IN Nkwezela Hall 13th May 2021	3 660,00	02/06/2021	15/06/2021	YES
1235	Eskom Bulwer taxi rank	Electricity May Statement 2021	2 871,22	12/04/2021	15/06/2021	YES
1236	ESKOM LOT3 SMITH STREET	Electricity April Statement 2021	5 042,95	12/04/2021	15/06/2021	YES
1237	Eskom Himmeville area	Electricity April Statement 2021	2 058,91	12/04/2021	15/06/2021	YES
1238	Eskom Bulwer Dump Site	Electricity April Statement 2021	2 178,68	26/04/2021	15/06/2021	YES
1239	ESKOM	Electricity April Statement 2021	146,31	12/04/2021	15/06/2021	YES



LIST OF PAYMENTS MADE IN THE MONTH OF JUNE 2021						
PAYMENT NUMBER	SUPPLIER NAME	DESCRIPTION	AMOUNT	DATE OF INVOICE	PAYMENT DATE	COMPLIANCE
1240	ESKOM : MUNICIPAL HOUSES	Electricity May Statement 2021	2 595.88	19/05/2021	15/06/2021	YES
1241	Eskom Donnybrook Kevelaer Mission.	Electricity April Statement 2021	5 136.98	26/04/2021	15/06/2021	YES
1242	Eskom Underberg taxi rank	Electricity April Statement 2021	2 961.54	26/04/2021	15/06/2021	YES
1243	Eskom Himeville Pound	Electricity April Statement 2021	3 029.49	12/06/2021	15/06/2021	YES
1244	Eskom Himeville area	Electricity April Statement 2021	3 645.13	12/06/2021	15/06/2021	YES
1245	Eskom 111 Streetlight Himeville	Electricity April Statement 2021	6 120.70	26/04/2021	15/06/2021	YES
1246	Eskom 131 street light	Electricity April Statement 2021	6 985.15	26/04/2021	15/06/2021	YES
1247	Eskom Lot 178 Himeville Travel Agency	Electricity April Statement 2021	4 481.31	26/04/2021	15/06/2021	YES
1248	Eskom: Sportfield Nkwezela	Electricity May Statement 2021	3 011.80	19/05/2021	15/06/2021	YES
1249	Eskom Bulwer CSC	Electricity May Statement 2021	14 624.26	19/05/2021	15/06/2021	YES
1250	Eskom : 7220847783	Electricity May Statement 2021	4 246.12	19/05/2021	15/06/2021	YES
1251	ESKOM: LOT 68 WEST END.	Electricity May Statement 2021	202.09	19/05/2021	15/06/2021	YES
1252	ESKOM: 6521626228	Electricity May Statement 2021	20 093.33	19/05/2021	15/06/2021	YES
1253	Eskom: Creighton Pound	Electricity May Statement 2021	3 388.57	19/05/2021	15/06/2021	YES
1254	ESKOM LOT3 SMITH STREET	Electricity May Statement 2021	544.94	19/05/2021	15/06/2021	YES
1255	Eskom: Eskom Old Post Office	Electricity May Statement 2021	1 739.82	19/05/2021	15/06/2021	YES
1256	Eskom: Eskom Health Committee Office	Electricity May Statement 2021	6 965.64	19/05/2021	15/06/2021	YES
1257	ESKOM CREIGHTON LOCAL AUTHORITY ACTIVI	Electricity May Statement 2021	2 843.05	19/05/2021	15/06/2021	YES
1258	Eskom: 5441662813	Electricity May Statement 2021	1 821.61	19/05/2021	15/06/2021	YES
1259	Eskom Creighton Streetlight	Electricity May Statement 2021	3 080.37	19/05/2021	15/06/2021	YES
1260	Eskom Municipal House	Electricity May Statement 2021	3 558.38	19/05/2021	15/06/2021	YES
1261	ESKOM	Electricity May Statement 2021	161.18	25/05/2021	15/06/2021	YES
1262	Eskom: 7235933938	Electricity May Statement 2021	2 332.67	24/05/2021	15/06/2021	YES
1263	Eskom: 6521626228	Electricity May Statement 2021	20 023.92	21/05/2021	15/06/2021	YES
1264	Eskom Bulwer CSC	Electricity April Statement 2021	12 102.13	24/04/2021	15/06/2021	YES
1265	Bulwer Library & Hall: 5241271066	Electricity May Statement 2021	14 746.97	21/04/2021	15/06/2021	YES
1266	Eskom Bulwer Art Centre	Electricity May Statement 2021	8 414.65	12/04/2021	15/06/2021	YES
1267	Eskom Himeville Post Office	Electricity May Statement 2021	6 280.17	24/05/2021	15/06/2021	YES
1268	Eskom 131 street light	Electricity May Statement 2021	6 759.90	24/05/2021	15/06/2021	YES
1269	Eskom Himeville Post Office	Electricity April Statement 2021	1 712.47	24/05/2021	15/06/2021	YES
1270	Eskom 111 Streetlight Himeville	Electricity May Statement 2021	5 923.75	12/04/2021	15/06/2021	YES
1271	Eskom Bulwer taxi rank	Electricity May Statement 2021	2 965.06	24/05/2021	15/06/2021	YES
1272	Eskom Himeville Pound	Electricity May Statement 2021	3 126.77	24/05/2021	15/06/2021	YES
1273	Eskom: 7235933938	Electricity April Statement 2021	2 410.52	24/05/2021	15/06/2021	YES
1274	Bulwer Library & Hall: 5241271066	Electricity April Statement 2021	14 075.11	26/04/2021	15/06/2021	YES
1275	Eskom Creighton Streetlight	Electricity April Statement 2021	3 016.74	26/04/2021	15/06/2021	YES
1276	Eskom 187 Mackenzie Street	Electricity May Statement 2021	3 237.58	21/04/2021	15/06/2021	YES
1277	Eskom Himeville area	Electricity May Statement 2021	3 319.18	24/05/2021	15/06/2021	YES
1278	MOYISI GROUP	Distribution Board 13 way 4x4 double Plug socket	5 696.60	14/06/2021	14/06/2021	YES
1279	BULWER & DONNYBROOK TAXI ASSOCIATION	Transport for Fussion Designers Training	36 000.00	10/06/2021	15/06/2021	YES
1281	MKHONZENI MEDIA PRODUCTIONS (PTY)LTD	Catering for 200 People attending Inkosi Gwala Funeral on the 23/05/2021	16 000.00	10/06/2021	15/06/2021	YES

LIST OF PAYMENTS MADE IN THE MONTH OF JUNE 2021						
PAYMENT NUMBER	SUPPLIER NAME	DESCRIPTION	AMOUNT	DATE OF INVOICE	PAYMENT DATE	COMPLIANCE
1282	Tunimart Travel Agency	Accommodation for MR Vezi, Mr Chiliza and Mr Mkhize. Conference Venue for 31 Officials. Air Tickets for Mr Dlamini, Mr Majola. Accommodation for 10 Officials. Service fees. Accommodation for Khambule. Conference venue for 8 Officials	75 584,07	07/06/2021	15/06/2021	YES
1283	Afuyenwe Construction and Project	Supply and Installation of Signage for Himeville Area	27 390,00	10/06/2021	15/06/2021	YES
1284	CAPITAL MUSIC	Repair of Municipal Sound System	3 990,01	14/06/2021	15/06/2021	YES
1285	Anvision Computers	Professional Network Tool Kits, Procurement of USB Ethernet Adapter Mr Jali. Procurement of Portable Seagate 2TB Expenditure unit	4 107,00	15/06/2021	15/06/2021	YES
1286	JABULANI & NOBUHLE MAPHANGA TRADING EN	Hire of Sound System for Ward Committee Meeting held at Bulwer Hall	2 000,00	14/06/2021	15/06/2021	YES
1287	Mpumelicious Trading	Supply and Delivery Garden Products for Bulwer CSC	28 950,00	10/06/2021	15/06/2021	YES
1288	YUTHISA LIQUOR AND TRADING (PTY)LTD	double Sided Signes1000x15000 x 5Galvanised Poles 3000m x 10 and Signs Installation x 5	28 000,00	14/06/2021	15/06/2021	YES
1289	AKHONA SKILLS FOUNTAIN	Customer care Training. Unitstandar 10079, 19 Officials attending	80 100,00	10/06/2021	15/06/2021	YES
1290	Power Products	Procurement of Brush cutters for all Centres	25 485,01	14/06/2021	15/06/2021	YES
1291	EARLYWORKS 266 (PTY)LTD	Procurement of Acer TMP Laptop for Thandeka Gamede. Procurement of Kenton Bag for Thandeka. Stationery for Creighton Office. Stationery Creighton Office	60 937,70	10/06/2021	15/06/2021	YES
1292	RGZ PROJECTS	Retention paid on bulwer CSC	311 262,97	04/06/2021	15/06/2021	YES
1293	Stovi Consulting	Construction of Buyani Madlala Sportfield Consultation Fees	20 240,00	14/06/2021	30/06/2021	yes
1294	Nokuthula Motloli	Municipal Appeals Authority, Site Inspection Unit Nokuthula Motloli clam	6 163,50	15/06/2021	30/06/2021	yes
1295	ENVIROSERV	Waste removal at Himeville Transfer Station	114 718,89	15/06/2021	30/06/2021	yes
1296	Inside data	One Step Mailing A4 80Gm white Paper basic, Bulk Postage May Statement	32 372,47	15/06/2021	30/06/2021	yes
1297	Centre for Municipal Asset Management	The Local Government Asset Management GRAP Capacitation Programme 29-30 April 2021	41 750,00	14/06/2021	30/06/2021	yes
1298	Lusted & Johnson	120lt for Creighton back-up Generator, 120lt for Creighton Centre for Brush cutters, 120lt for Bulwer Centre brush cutter, 120lt for Donnybrook Brush Cutter, 120lt for Himeville	11 899,26	10/06/2021	30/06/2021	yes

LIST OF PAYMENTS MADE IN THE MONTH OF JUNE 2021						
PAYMENT NUMBER	SUPPLIER NAME	DESCRIPTION	AMOUNT	DATE OF INVOICE	PAYMENT DATE	COMPLIANCE
1299	AIE Electrical	Retention on qulashe electrification	212 783,18	14/06/2021	30/06/2021	yes
12100	Miss AP Hlongwane	Refund to Ms AP Hlongwane: Wash/Dry clean service table clothes. Refund to Ms AP Hlongwane Tyre Repairs for Municipal Vehicle	695,00	10/06/2021	30/06/2021	yes
12101	ISITE INTERNET SOLUTIONS	Dual boot swOS/ RouterOS, 24X Port Gigabyte	3 630,26	14/06/2021	30/06/2021	yes
12102	SMART SEC (Pty) Ltd	Dr Nkosazana Dlamini Zuma Offices Protection Service. VIP Protection Service: Cllr Kheswa. VIP Protection Service: Mayor, Deputy Mayor Municipal Manager. VIP Guard, Vehicle and Fuel. Dr Nkosazana Dlamini Zuma Offices Protection Service and VIP Protection: Vehicle, Fuel and Security	880 060,00	14/06/2021	30/06/2021	yes
12103	Miss AP Hlongwane	Refund to Ms AP Hlongwane: Wash/Dry clean service table clothes. Refund to Ms AP Hlongwane Tyre Repairs for Municipal Vehicle	2 120,00	14/06/2021	30/06/2021	yes
12104	Kerush's transport cc	Plant Hire for Construction of Ward1 Access Roads; ED Mnguni Access Road, Chibini Access Road, Okhalweni Access Road	1 038 956,00	03/06/2021	30/06/2021	yes

LIST OF PAYMENTS MADE IN THE MONTH OF JUNE 2021						
PAYMENT NUMBER	SUPPLIER NAME	DESCRIPTION	AMOUNT	DATE OF INVOICE	PAYMENT DATE	COMPLIANCE
12105	Mathutha Trading Enterprise	Supply and Delivery of 48 x 150 Toilet Paper and Delivery Cost	32 500,00	18/06/2021	30/06/2021	yes
12106	Solly-M Sports	Procurement of Sport gear for three Local Athletes: Mondli Ngubo Ward 6, Phillip Shezi Ward 2 and Mailbongwe Dlamini Ward 6.	24 192,00	18/06/2021	30/06/2021	yes
12107	Abenkanyezi Construction and Kit	Hire of Tent for Wellness Day held in Creighton held on the 3rd June 2021	2 000,00	18/06/2021	30/06/2021	yes
12108	BHILILI TRADERS	Hire of Tent and Chairs 200 for a Public Meeting at Underberg lower cost held on 21st March 2021	1 800,00	18/06/2021	30/06/2021	yes
12109	Belebele Trading	Sound system with 2 wireless Mics for the Wellness Programme held on the 3rd June 2021	3 450,00	18/06/2021	30/06/2021	yes
12110	Sibane Group JV Stovi consulting	Construction of underberg Asphalt ph3 Certificate 7	236 834,69	14/06/2021	30/06/2021	yes
12111	Majiki Construction and Plant Hi	Solokholo Community Hall Retention Paid	129 256,58	07/06/2021	30/06/2021	yes
12112	Buhlebezwe Trading (Pty) Ltd	Maintenance of Creighton Community Hall Certificate 1	47 262,50	15/06/2021	30/06/2021	yes
12113	Powervision Technology	Installation of Network Points, Onsite It Support 550 repair of Old Network Points	15 199,60	18/06/2021	30/06/2021	yes
12115	BULWER & DONNYBROOK TAXI ASSOCIATION	Transport for Ward Committee Members to attend Public Consultation of MPAC 2019/2020 Annual Report ward 1-15 at Bulwer Community Hall. On the 14th May 2021	30 000,00	21/05/2021	30/06/2021	yes
12116	BG Mazongolo Construction CC	Gqumeni Crech Retention Paid	101 089,77	07/06/2021	30/06/2021	YES
12117	Nduna Organization	Renovation of Mqatsheni Community Hall Certificate 1	161 500,00	03/06/2021	30/06/2021	YES
12118	ZEVOVO TRADING & ENTERPRISE	Procurement of Chemicals for Fire fighting Unit. 30kg peat Absorbent. 20l Dashshine Liquid, 20lt Liquid tyre Polish, 25lt fire fighting form chemicals	29 001,00	18/06/2021	30/06/2021	YES
12119	Zungawofohi Trading&Project	Procurement of Grocery for the crafterwho will be cutting incama for making amavovo, izicansi and Baskets in Drankensberg	1 246,94	18/06/2021	30/06/2021	yes
12120	Snakozy Trading	Maintenance of Masamini Community Hall certificate 2	96 235,00	15/06/2021	30/06/2021	YES
12121	Eyesizukulwane Trading	Supply and Delivery of Salon Equipment	121 366,30	22/06/2021	30/06/2021	YES

LIST OF PAYMENTS MADE IN THE MONTH OF JUNE 2021						
PAYMENT NUMBER	SUPPLIER NAME	DESCRIPTION	AMOUNT	DATE OF INVOICE	PAYMENT DATE	COMPLIANCE
12122	Tunimart Travel Agency	Accommodation for Ms L Zuma Southern Sun Elangeni, Accommodation for 20 Coaches attending Training, Conference Venue, breakfast, Lunch and Diner. Accommodation for 12 Officials at Centocow B&B. Conference venue for town Planning Development, Accommodation for Mr Dlamini, Mr Makhanya and Mr Duma. Accommodation for Ms Van Zyl and Accommodation for Ms B Nkanda	74 358,06	10/06/2021	30/06/2021	YES
12123	Tunimart Travel Agency	Accommodation for Ms Mbatha Premier Hotel, Accommodation for Mr Sondezi, Mr Rabebe and Mr Shabalala. Conference venue for 35 Officials attending Crossboarder meeting. Accommodation for Mr Zezi, Mr Mthahane and Mr Mkhize. Accommodation for Ms Zulu Premier Hotel Sani pass, Accommodation for Mr Zezi Premier Hotel Sani Pass and Accommodation for Mr Khumalo Southern Sun	88 083,23	18/06/2021	30/06/2021	YES
12124	Ayanda Mbangwa	Advertisement of Final IPD and Oversight Report Annual 2019/2020. Advertisement of Hosting of Emails, Digital Audio at Bulwer CSC. Advertisement of Pound Kepper Post on the Newspapers.	15 497,92	18/06/2021	30/06/2021	YES
12125	Ayanda Mbangwa	Advertisement of Electrification Service Providers. Advertisement of Implementation of Electrification	19 984,97	14/06/2021	30/06/2021	YES
12126	GreenDoor Landscape service	Provisional Horticulture Management service June statement 2021	29 756,25	17/06/2021	30/06/2021	YES
12127	Kerush's transport cc	Plant hire Excavator for BULWER Transfer Station for 7 days Establishment(107kmxR20/KM) Hire for 7 Days	65 573,00	17/06/2021	30/06/2021	YES
12128	Kerush's transport cc	Plant hire Drum Roller for Himeville Transfer Station for 7 days Establishment(107kmxR20/KM) Hire for 7 Days	33 005,00	17/06/2021	30/06/2021	YES
12129	MIR & MRS Williams	Mr and Mrs Williams Refund for rates clearance Certificate	1 183,07	24/06/2021	30/06/2021	YES
12130	TC&MR Edley	Mr and Mrs Edley Refund for rates clearance Certificate	2 002,98	24/07/2021	30/06/2021	YES
12131	MIR/MRS CA & GR WYMER	Mr and Mrs CA/ GR Wymer refund for rates clearance certificate	893,43	28/06/2021	30/06/2021	YES

LIST OF PAYMENTS MADE IN THE MONTH OF JUNE 2021						
PAYMENT NUMBER	SUPPLIER NAME	DESCRIPTION	AMOUNT	DATE OF INVOICE	PAYMENT DATE	COMPLIANCE
12132	Ceeeyes Institute of Fashion	Training local Designers Sewing	133 500.00	18/06/2021	30/06/2021	YES

LIST OF PAYMENTS MADE IN THE MONTH OF JUNE 2021						
PAYMENT NUMBER	SUPPLIER NAME	DESCRIPTION	AMOUNT	DATE OF INVOICE	PAYMENT DATE	COMPLIANCE
12133	TPS Development Projects	Construction of NODAL Training and closing report	89 250,00	24/06/2021	30/06/2021	YES
12134	Ukwazi Home Development	Construction of Centocow Taxi Rank ph2 certificate 4	210 256,28	14/06/2021	30/06/2021	YES
12135	Splenda Nkonyeni Electrical JV	Greater Gwaqwane PH3 Certificate 10	402 626,10	18/06/2021	30/06/2021	YES
12136	Igoda Project PTY Ltd	Greater Stepmore/Ridge ph3 Certificate 8, SAMRAS: Support contract Travel cost for Harron Chohan, SAMRAS: Support Contract Cecilia Mabuya. SAMRAS: Support Contract: Randy Mudoni	420 028,73	18/06/2021	30/06/2021	YES
12137	SAMRAS SOLVEM CONSULTING	Hall hire refund to Buyisiwe Shezi	202 546,52	24/06/2021	30/06/2021	YES
12138	Buyisiwe Shezi	Consultant fees for Gqumeni Creche certificate 3	1 000,00	24/06/2021	30/06/2021	YES
12139	Mgamule Consulting	Consultant fees for Lubomvana Creche certificate 1	21 127,10	17/06/2021	30/06/2021	YES
12140	Mgamule Consulting	Consultant fees for Sopholile Creche certificate 1	117 594,50	20/06/2021	30/06/2021	YES
12141	Mgamule Consulting	Consultant fees for Ndodeni Community Hall certificate 1	117 594,50	20/06/2021	30/06/2021	YES
12142	Mgamule Consulting	Consultant fees for Cabazini Community Hall certificate 1	162 639,51	21/06/2021	30/06/2021	YES
12143	Mgamule Consulting	Audit Committee meeting held on the 04/06/2021 Sitting fees Preparation time 14/06/2021, Audit committee held on 20/06/2021 to complete Audit Committee Assessment for the year 2020/2021	162 639,51	21/06/2021	30/06/2021	YES
12144	Ashley Gonzalves	Audit Committee meeting held on the 04/06/2021 Sitting fees Preparation time 14/06/2021, Audit committee held on 20/06/2021 to complete Audit Committee Assessment for the year 2020/2021	14 312,50	24/06/2021	30/06/2021	YES
12145	Ntombizamatolo Lugongdlo	Procurement of SpeedQueen washing Machine and SpeedQueen Tumble Dryer LED	40 975,00	24/06/2021	30/06/2021	YES
12146	GOOD MORNING IT AND STATIONERY	Maintenance of Underberg Taxi Rank	36 130,00	25/06/2021	30/06/2021	YES
12147	MOYISI GROUP	Peace Officers Training for Officials of NDZ	20 000,00	25/06/2021	30/06/2021	YES
12148	UNIVERSAL VISIONARY EXCELLENCE	Procurement of 3M X 3M Branding Gazibo Advertisement Municipality Adjustment Budget 2020/2021	89 985,00	25/06/2021	30/06/2021	YES
12149	DOUBLE DM TRADING & PROJECTS	Catering for Wellness Program for Creighton Employees	8 500,00	25/06/2021	30/06/2021	YES
12150	Ayanda Mbanga	Repair of Geyser at Main Building, LOT 87, LED Manager house	34 593,84	25/06/2021	30/06/2021	YES
12151	MZUNGEZWA SC TRADING (PTY) LTD		8 500,00	25/06/2021	30/06/2021	YES
12152	SBS ELECTRICAL (pty ltd)		6 325,00	25/06/2021	30/06/2021	YES

LIST OF PAYMENTS MADE IN THE MONTH OF JUNE 2021						
PAYMENT NUMBER	SUPPLIER NAME	DESCRIPTION	AMOUNT	DATE OF INVOICE	PAYMENT DATE	COMPLIANCE
12153	Ihawu Firearm	Conducting Close Protection Training for 1 Councilor: Pedestrian escort to designated persons within a close protection environment	13 800,00	25/06/2021	30/06/2021	YES
12158	Sibane Group JV Stoyi consulting	Construction of Himeville Asphalt ph2 Certificate 7	907 393,95	23/06/2021	30/06/2021	YES



LIST OF PAYMENTS MADE IN THE MONTH OF JUNE 2021						
PAYMENT NUMBER	SUPPLIER NAME	DESCRIPTION	AMOUNT	DATE OF INVOICE	PAYMENT DATE	COMPLIANCE
12159	Sibane Group JV Stoyi consulting	Construction of underberg Asphalt ph3 Certificate 8	1 356 682,53	23/06/2021	30/06/2021	YES
12160	Sibane Group JV Stoyi consulting	Bulwer asphalts phase7 certificate 6	1 111 644,10	23/06/2021	30/06/2021	YES
12161	Splenda Nkonyeni Electrical JV	Greater Gwagwane Ph3 Certificate 9 Plant Hire for Construction of Ward 6 Access Roads: Kwapheni Access Road, Nkompolo Access Road, Induna Access Road, Mathuni Access Road	91 948,74	18/06/2021	30/06/2021	YES
12162	Canon	Consulting fees: Creighton Sportfield Certificate 3	1 284 819,10	20/06/2021	30/06/2021	yes
12163	Masakhekulunge Project Managers	Certificate 3	150 000,00	21/06/2021	30/06/2021	yes
12164	Tunimart Travel Agency	Accommodation for Ms Z Mlata Premier Hotel	4 792,51	25/08/2021	30/06/2021	yes
12165	MAGXOLO TRADING AND PROJECTS	Construction of Creighton and Centocow Tyre Centres	215 957,50	23/06/2021	30/06/2021	yes
12166	BM Infrastructure JV Mabona Civ	Construction of Bulwer Town ph1 Certificate 2	905 929,26	04/06/2021	30/06/2021	yes
12167	Ukwazi Home Development	Construction of Centocow Taxi Rank ph2 certificate 5	1 694 356,42	23/06/2021	30/06/2021	yes
12168	Nduna Organization	Bazini Community Hall Retention paid	9 955,00	21/06/2021	30/06/2021	yes
12169	Masbonisanisonke Trading	Maintenance of Old Municipal Building Certificate 1	94 942,43	22/06/2021	30/06/2021	yes
12170	Ihawu Firearm	Fire Arms refreshing Course under section 21 of the firearms regulation for 10 Municipal Officials	4 190,00	28/06/2021	30/06/2021	yes
12171	Zungawothi Trading&Project	Catering for Safety Forum Meeting for Disaster management Unit for 25 People	1 500,00	28/06/2021	30/06/2021	yes
12172	Zungawothi Trading&Project	Prepaid Electricity for Maliyavuzza Metre	1 800,00	28/06/2021	30/06/2021	yes
12173	DZIVI TRADING	Procurement of Sanitary Towels Boxes, Black back pack School bags, Dictionary isiZulu and English	127 110,00	29/06/2021	30/06/2021	yes
12174	SIQONDILE TRANDING	Catering for Child Protection Week 24 June 2021	4 609,62	28/06/2021	30/06/2021	yes
12175	MO YISI GROUP	Procurement of size6 compressor Orings and Size 8 Compressor Orings	4 396,00	28/06/2021	30/06/2021	yes
12176	EYESIBUSISO TRADING CC	Procurement of Branded Back Packs for Promotional Purpose	29 500,00	28/06/2021	30/06/2021	yes
12177	HARRY GWALA FM	Slot at Harry Gwala FM Radio station: Community Tourism Programmes, 2021/22	22 500,00	28/06/2021	30/06/2021	yes
12178	Afunyenwe Construction and Project	Budget & IPD Projects 2012-2021 service delivery, Budget & Treasury Programmes: Programmes of free basics services	29 585,00	10/06/2021	30/06/2021	yes
12179	K2019285591	Procurement of EPWP tools for all centres	29 728,00	10/06/2021	30/06/2021	yes

LIST OF PAYMENTS MADE IN THE MONTH OF JUNE 2021						
PAYMENT NUMBER	SUPPLIER NAME	DESCRIPTION	AMOUNT	DATE OF INVOICE	PAYMENT DATE	COMPLIANCE
12180	Ayanda Mbangwa	Advertirt for Adjustment Budget 2021/2022.	10 890.65	28/06/2021	30/06/2021	yes
12181	Underberg Forest Garden	Advert Municipal Finance Management Intern Procurement of Swivel KIT FOR Bakkies Request service provide to provide horse riding experience for 22 people at sani pass resort and provide a paragliding experience in Bulwer and lunch	887.80	28/06/2021	30/06/2021	yes
12182	NTSHENGULA TRADING ENTERPRISE (P		24 200.00	28/06/2021	30/06/2021	yes

LIST OF PAYMENTS MADE IN THE MONTH OF JUNE 2021						
PAYMENT NUMBER	SUPPLIER NAME	DESCRIPTION	AMOUNT	DATE OF INVOICE	PAYMENT DATE	COMPLIANCE
12183	UMBONO WENGOMUSA (PTY) LTD	Requesting service provide to offer Training for Sport Coaches on the Background of Coaching, Development, Planning Practice session and practicals	29 800,00	28/06/2021	30/06/2021	yes
12184	Phindile Ndlovu	attending MPT meeting/SITE inspection to consider application fin ROD for Subdivision or Portion1 of 205 underberg	10 482,00	28/06/2021	30/06/2021	yes
12185	Mzomisha Projects and Computer S	Magqubeni Community Hall Retention paid	9 966,55	21/06/2021	30/06/2021	yes
12186	IX Engineers	Consultant fees for construction of Sdangeni Bridge certificate 2	286 235,95	21/06/2021	30/06/2021	yes
12187	Belebele Trading	DRIVER Training sponsorship for NDZ Youth 15x code 14	99 187,50	29/06/2021	30/06/2021	yes
12188	Bidvest McCarthy Isuzu TRUCKS	Procurement of Isuzu 300D Cab LX 4X4 A/T, Isuzu D-Max 250 HO/d/Cab HI, Isuzu 300D Cab LX 4X4 A/T, Isuzu 300D Cab LX 4X4 A/T	2 734 465,23	29/06/2021	30/06/2021	yes
12189	Sinkululeko Project	Procurement of Protective Clothing for Town Planning unit	27 900,00	29/06/2021	30/06/2021	yes
12190	SSR Security T/A Mahtlubi Transport	Plant Hire Excavator for Creighton Dumpsite	80 730,00	21/06/2021	30/06/2021	yes
12191	Powervision Technology	Website Training for 5 Candidates, SLA Support june statement 2021, Dedicated Hosting Service June Statement 2021	33 925,00	18/06/2021	30/06/2021	yes
12192	KGOLO BUSINESS TRUST	Public Participation Training for 30 councillors	92 575,00	25/06/2021	30/06/2021	yes
12193	Eyesizukulwane Trading	Dell latitude 3410/core i5-1021U Mr Mbatha, Dell latitude 3410/core i5-1021U Mr Nxele, Dell latitude 3410/core i5-1021U Mr Mbanjwa, Dell latitude 3410/core i5-1021U Mr Poswa	120 000,00	25/06/2021	30/06/2021	yes
12194	Rural Metro	1x Light Masi Brackets lamp head Assembly	60 475,63	29/06/2021	30/06/2021	yes
12195	SIMADRIC CONSTRUCTION AND PROJEC	Procurement of Zero tolerance to Fraud sinage and Installation	37 360,00	29/06/2021	30/06/2021	yes
12196	MYLUCY (Pty) LTD	Procurement of Extension cords5m and 30 m	1 817,00	29/06/2021	30/06/2021	yes

LIST OF PAYMENTS MADE IN THE MONTH OF JUNE 2021						
PAYMENT NUMBER	SUPPLIER NAME	DESCRIPTION	AMOUNT	DATE OF INVOICE	PAYMENT DATE	COMPLIANCE
12197	Tunimart Travel Agency	Accommodation for Ms Mncwabe, Ms N Duma. Accommodation for Ms Mncwabe, Mr n Malala, Accommodation for Mr Dlamini. Accommodation for Mr S Mkhize.	49 491,69	29/06/2021	30/06/2021	yes
12200	Mzomtsha Projects and Computer S	Mkhize. Lunch for 22 Officials at the Mountain Park Hotel. Accommodation for Mr S Mkhize and Mr S Chiliza. Accommodation for S Dlamini. Lunch for 22 Officials who where attending work and play at Kokstard	167 250,00	14/06/2021	30/06/2021	yes
12201	Sifiso Kheswa	Supply and Delivery : 600mm & 900mm rubber Municipal Appeals Authority, Site Insection Unit Sifiso Keswa clam	6 513.70	24/06/2021	30/06/2021	yes
12202	MS Sibisi	Travelling allowance from Newcastle to Durban to attend Hearings	3 800.00	28/06/2021	30/06/2021	yes
12203	ISOLOMHAWU TRADING (PTY)LTD	Procurement of 4 Step ladder1.2 m	1 200.00	28/06/2021	30/06/2021	yes

LIST OF PAYMENTS MADE IN THE MONTH OF JUNE 2021						
PAYMENT NUMBER	SUPPLIER NAME	DESCRIPTION	AMOUNT INVOICE	DATE OF INVOICE	PAYMENT DATE	COMPLIANCE
12204	Nomathanisenga Mabaso	Appeals authority claim	5 931,00	24/06/2021	30/06/2021	yes
12205	Peter Hoffmann	Appeals authority claim	6 693,00	24/06/2021	30/06/2021	yes
12206	Turimart Travel Agency	Accommodation for 22 Officials at Entabeni tours & Mt Biking, service fees	25 248,52	29/06/2021	30/06/2021	yes
12207	SD Neube	SD Ncube Chairperson of APAC, Attending of Special APAC, Performance Assessment, Special APAC meeting, APAC Meeting and APAC assessment	52 895,00	29/06/2021	30/06/2021	yes
12208	Nduna Organization	Renovation of Mnyamana Community Hall Certificate 1	112 100,00	20/06/2021	30/06/2021	yes
12209	Mgamule Consulting	Consultation fees for Solokohlo Community Hall certificate 3	34 426,40	17/06/2021	30/06/2021	yes
12210	Masakhekulunge Project Managers	Consultation fees for underberg Taxi Rank cert 4	83 928,96	11/06/2021	30/06/2021	yes
12211	CHIEF REGISTRAR OF DEEDS	Payment for Confirmation of Title Deeds searching and Confirmation of changes of title deed holders	4 473,00	29/06/2021	30/06/2021	yes
12212	Eyesizukulwane Trading	Procurement of Material for Womens Garden Project	107 860,00	29/06/2021	30/06/2021	yes
12213	Bulwer Trading Store	grocery and Coffen for Ngubane family Funeral, Grossery and Coffen for Kunene family Funeral, Grocery and Coffen for Ngubane family Funeral Grocery and Coffen for Ngubane family Funeral Grocery and Coffen for Bhengu family Funeral	10 500,00	18/06/2021	30/06/2021	yes
12214	Afunyenwe Construction and Project	Supply and Delivery of Fashion Garments for Fashion Designers	22 000,00	29/06/2021	30/06/2021	yes
12215	NGWADLENI CONSTRUCTION CC	Catering for 35 People insementation Training Morning tea and Lunch at Bulwer CSC	4 025,00	29/06/2021	30/06/2021	yes
12216	Speedy Locksmiths	Changing of locks and changing of codes at Himeville Office	6 557,30	29/06/2021	30/06/2021	yes
12217	UNIVERSAL PATHOLOGY LABORATORY S	Covid 19 Testing for Creighton officials	29 750,01	29/06/2021	30/06/2021	yes
12218	Mgamule Consulting	Consultation fees for Bhidla Creche certificate 3	32 945,20	22/06/2021	30/06/2021	yes
12219	DISANG TRADING AND PROJECTS	Full Medical Examination and reports of all Staff members tested	27 600,00	29/06/2021	30/06/2021	yes
12220	BEYIPHULULA TRADING ENTERPRISE	Procurement of Pepper Strays and Hoisters Business call SME SAIX JUNE 2021 Statement	9 350,00	29/06/2021	30/06/2021	yes
12221	NASHUA	Business call SME SAIX JUNE 2021 Statement	59 569,59	29/06/2021	30/06/2021	yes
12222	NASHUA	Business call SME SAIX May 2021 Statement	56 263,50	29/06/2021	30/06/2021	YES
12223	LAE Construction	Renovation of Himeville office Certificate 1	149 769,40	22/06/2021	30/06/2021	YES

LIST OF PAYMENTS MADE IN THE MONTH OF JUNE 2021						
PAYMENT NUMBER	SUPPLIER NAME	DESCRIPTION	AMOUNT	DATE OF INVOICE	PAYMENT DATE	COMPLIANCE
12224	Microzone Trading	Training for bricklayer	324 300,00	29/06/2021	30/06/2021	YES
12225	DR F Parak	Full Medical Examination and reports of all Staff members tested	15 870,00	29/06/2021	30/06/2021	YES
12226	Department of transport	Drives licence examiners course for P Zuma	4 649,00	24/06/2021	30/06/2021	Yes
12227	Eskom himiville agency	June statements	3 417,36	03/06/2021	15/06/2021	Yes
12228	Eskom old post office	June statements	1 591,49	03/06/2021	15/06/2021	Yes
1166	SARS PAYE	Payroll June 2021	887 434,99	25/06/2021	30/06/2021	YES
1167	SARS UIF	Payroll June 2021	75 095,22	25/06/2021	30/06/2021	YES
1168	SARS SDL	Payroll June 2021	55 063,23	25/06/2021	30/06/2021	YES
			<b>24 565 024,63</b>			

Prepared By *V.B. Hlangwa*

Signature: *[Signature]*

Reviewed by: *I.T. Khumbi*

Signature: *[Signature]*


HIGHEST PAID CREDITORS FOR MAY 2021		
SUPPLIER	DESCRIPTION	AMOUNT
Sibane Group JV Stoyi consulting	Construction of Underberg Town ph1 certificate1,underberg alsphalts ph3 certificate 7,8,himeville asphalts ph2 certificate 7,bulwer alsphalts phase 7 certificate 6	4 299 253,97
Bidvest McCarthy Isuzu Trucks	Procurement of Isuzu 300D Cab LX 4X4 A/T, Isuzu D-Max 250 HO/d/Cab HI, Isuzu 300D Cab LX 4X4 A/T. Isuzu 300D Cab LX 4X4 A/T	2 734 465,23
Ukwazi Home development	Construction of Centocow Taxi Rank ph2 certificate	1 904 612,70
Canon	Plant Hire for Construction of Ward 6 Access Roads: Kwapheni Access Road, Nkompolo Access Road, Induna Access Road, Mathuni Access Road	1 284 819,10
Kerush Transport	Plant Hire for Construction of Ward1 Access Roads; ED Mnguni Access Road, Chibini Access Road, Okhalweni Access Road,plant hire for himeville transfer station and bulwer	1 137 534,00
Iqoda Project	Greater Stepmore/Ridge ph3 Certificate 7,8	1 079 960,67
Splenda Nkonyeni Electrical JV	Greater Gwaqwane PH3 Certificate 9,10	1 079 857,95
Smart Security	Dr Nkosazana Dlamini Zuma Offices Protection Service. VIP Protection Service: Cllr Kheswa. VIP Protection Service: Mayor, Deputy Mayor Municipal Manager. VIP Guard, Vehicle and Fuel. Dr Nkosazana Dlamini Zuma Offices Protection Service and VIP Protection: Vehicle, Fuel and Security	880 060,00
Mgamule Consulting	Consultant fees for Gqumeni Creche certificate 3, Lubomvana creche cer1,Sopholile cheche cert1,ndodeni hall cert1,cabazini cert 1	648 966,72
<b>TOTAL PAYMENT</b>		<b>15 049 530,34</b>


Prepared by: L B Hlengwa

Signature: Reviewed by: Signature: 

REPORT FOR CREDITORS PAID WITHINI 30 DAYS IN MAY 2021

Number of Payments	COMPLIED	NOT COMPLIED	PERCENTAGE
223	223	0	100%

Prepared by: F J Plunato  
Signature: 

Review by: MP N. G. W. A.  
Signature: 



LIST OF PAYMENTS MADE IN THE MONTH OF MAY 2021						
PAYMENT NUMBER	SUPPLIER NAME	DESCRIPTION	AMOUNT	DATE OF INVOICE	PAYMENT DATE	COMPLIANCE COMMENTS
1101	Engineering Council of S.A	Annual Fees for Technicians Mr Chule, Mr Blose and Mr Nishiza	10 770,00	2021/05/14	2021/05/15	YES
1102	Eskom: Free Basic Electricity	Electricity Statement for April 2021	102 662,18	2021/05/07	2021/05/15	YES
1103	The Institute of Internal Auditors SA	Annual fees for Internal Auditor Mrs Zuma from June 2021 July 2022	2 958,38	2021/05/12	2021/05/15	YES
1104	Majiki Construction and Plant Hire	Construction of Donnybrook Asphalt rd phases 3 cert3 and Retention	519 546,53	2021/05/10	2021/05/15	YES
1105	TPA Consulting JV Majiki Constr	Construction of Donnybrook Asphalt rd rd3 cert3 consultation fees	90 325,00	2021/05/04	2021/05/15	YES
1199	Ayanda Mbanja	Advertisement: Draft Budget and Tarrifs of charges: Erratum, Proclative Clothing. : Construction od Dr NDZ Emregancy Service Centre: Project bids for printing and photocopying contract: Renovation of lots no3 & Creighton main building office: Construction of Creighton Sportfield centre: calibration of speed camera machine and Erratum: capital project.	65 404,92	2021/05/04	2021/05/15	YES
1200	VERSATILR INTERIORS	IDP/Budget/PMS/SDF 2021/2022 Roadshow: Lunch Sandwiches and tea/Coffee for stakeholders on the 13th April 2021, Bulwer community hall	1 607,70	2021/05/04	2021/05/15	YES
1201	MPHUNGASHE TRADING ENTERPRISE	Creighton Library 2 Rickstacker Chairs Conference venue for Big evaluation committee meeting, Accommodation for Mr J Mazibuko, Mr Taylor, Mr Ngcobo, Ms. Mhlamvu, Ms. Mlata, Ms. Van Zyl, Ms. Jebe, Mrs Zuma, Ms Mtolo, Ms J Radebe, Mrs Vakalisa, Mr Z Dlamini, Mr N Dlamini, Mr T Mejola, Mr W Dlamini, and Mr Sibisi, Conference Lunch and service fees.	1 750,00	2021/05/07	2021/05/15	YES
1202	Tunimart Travel Agency	Statement for Dedication Hosting Service March 2021 and April 2021, and SLA Support statement for April 2021	92 873,25	2021/05/03	2021/05/15	YES
1203	POWERVISION TECHNOLOGIES	Construction of Bulwer Asphalt phase5 cert5 retention Paid	29 764,00	2021/05/07	2021/05/15	YES
1204	SSR Security T/A Mahubi Transport		212 782,20	2021/05/05	2021/05/15	YES
1205	Ntombizamatolo Lugongolo	Ms. Lugongolo Chairperson of Strategic Risk Committee, Strategic Risk assessment workshop held on the 11th of May 2021	11 106,16	2021/05/12	2021/05/15	YES
1206	BM Infrastructure JV Maboro Civils	Construction of Bulwer Asphalt phase1 cert1 and retention deposit	420 730,52	2021/05/03	2021/05/15	YES
1207	THE DONJIRA FAMILY	May Rent, Water Usage and Electricity Usage	4 328,38	2021/05/04	2021/05/15	YES
1208	Mr SH Mbokazi	Refund Mr S.H Mbokazi for PDP Renewal	510,00	2021/05/23	2021/05/15	YES
10118	CFO Foundation	Finance interns Competency Development programme from 07 may 2021 to 25 June	30 000,00	2021/05/06	2021/05/15	YES

LIST OF PAYMENTS MADE IN THE MONTH OF MAY 2021						
PAYMENT NUMBER	SUPPLIER NAME	DESCRIPTION	AMOUNT	DATE OF INVOICE	PAYMENT DATE	COMPLIANCE COMMENTS
10119	ZEMBEBO CONSTRUCTION & PROJECT	IDP/Budget/PMS/SDF 2021/2022 Roadshow: Lunch for ward committee members held on the 15th April 2021, Bulwer community hall	2 000,00	2021/05/04	2021/05/15	YES
10120	PATADS Signs and Design	Branding of New vehicles from Community Service: Disaster Management Unit, Traffic Officers Service	18 350,00	2021/05/05	2021/05/15	YES
10122	WINA Consulting JV Mahlabi	Construction of Underberg Asphalt ph2 Cert 7 retention payment	262 686,19	2021/05/03	2021/05/15	YES
10123	AKHONAMAXAMALALA CONSTRUCTION	Electrical black Kettle for Himeville, Creighton kitchens and Corporate service	1 050,00	2021/05/04	2021/05/15	YES
10124	Ashley Gorzalves	Audit Performance and Audit Committee meeting 28 April 2021 and Preparation time Risk Management Committee meeting held on 19th of April 2021 , Preparation for Risk Assessment participants pack on the 20th April 2021 and Risk APAC Meeting help on the 28 April 2021	12 022,50	2021/05/03	2021/05/15	YES
10125	Ntombizamatolo Lugongolo	Builer CSC Promotional material: Pull-up banner, gazebo, Pop up Banner, Branded Table cloths, Office Signage and 60 pack of branded ball point Pens	22 350,00	2021/05/03	2021/05/15	YES
10126	SIPHENGANE CONSTRUCTION AND PROJECT	Transpend 1TB USB HDD, 16 GB USB3.1 JETFLASH 700	29 600,00	2021/05/04	2021/05/15	YES
10127	2003 COMPUTERS	Travelling allowance for Mr MS Sibisi from Newcaste to Himeville for Presiding Officer, daily allowance	2 493,20	2021/05/04	2021/05/15	YES
10128	MS Sibisi	Refusal bags for underberg and Cerighton area and Transportation to and from NDZ Municipality	4 340,00	2021/05/05	2021/05/15	YES
10129	WELCONY INVESTMENTS (PTY) LTD	Supply and Delivery of Signs for all NDZ war rooms and 20 galvanised pole posts	87 141,25	2021/05/05	2021/05/15	YES
10130	K2019285591	Trodar 5480 stamp and CGS 4915 Stamp for Himeville and Creighton Pound	29 850,00	2021/05/03	2021/05/15	YES
10131	ISIBINDI STATIONERS (PTY) LTD	VIV Made allowance for Audit Performance and Audi committee meeting held on the 28 April 2021, 12th April 2021	1 894,05	2021/05/04	2021/05/15	YES
10132	VIV Made	Procurement of 120lit Drum Deisel for Himeville Cemetary, Creighton Cemetary, burning tray lines, Donnybrook centre, Donnybrook cemetary and Creighton Centre	14 312,50	2021/05/03	2021/05/15	YES
10133	Lusted & Johnson	2 brushcutter fs280 steel Himeville transfer station, and alluminium fixed head	11 502,44	2021/05/05	2021/05/15	YES
10134	Power Products		16 990,01	2021/05/04	2021/05/15	YES

LIST OF PAYMENTS MADE IN THE MONTH OF MAY 2021							
PAYMENT NUMBER	SUPPLIER NAME	DESCRIPTION	AMOUNT	DATE OF INVOICE	PAYMENT DATE	COMPLIANCE	COMMENTS
10135	SMART SEC (Pty) Ltd	Dr NDZ protection service for all Offices, VIP Protection Service for Cllr Kheswa, Deputy Mayor Municipal manager, Mayor, mr Sondazi, Vip Guard and Vehicle and fuel	880 060,08	2021/05/05	2021/05/15	YES	
10137	South African Post Office	Vehicle Registration and Printing of License Disc Printing NIP521 and NIP 1703	4 520,00	2021/05/07	2021/05/15	YES	
10138	MFT Tractor&Auto Spaire	Repairs made to the Trailer, welding and mesh	10 000,58	2021/05/05	2021/05/15	YES	
1107	MALAMBU MANAGEMENT SOLUTION	Training for 20 Local artist(ingoma, Gospel and Theatre) introduction on Studio recording. The training was done in two phases for to groups the total of twenty divided by two in line with Covid 19 Regulations	28 700,00	2021/05/20	2021/05/31	YES	
1108	LMP STUDIOS	Training of 20 Local Artist for recording Studio Production, Learning Cubase Theory, Programming using samples, Piano Lessons, and Mixing and Mastering	19 600,00	2021/05/20	2021/05/31	YES	
1109	UNISA UNIVERSITY OF SOUTH AFRICA	Tuition fees for Ms Sivamthanda Geganga	3 424,00	2021/05/20	2021/05/31	YES	
1110	MATTHEW FRANCIS INC	17% Debts Collection Commission Statement for March 2021	20 389,21	2021/05/19	2021/05/31	YES	
1111	South African Council of Planners	Annual fees for Mr SN Gwala and Mr CP Sosibo as Professional Planners	1 460,00	2021/05/19	2021/05/31	YES	

LIST OF PAYMENTS MADE IN THE MONTH OF MAY 2021							
PAYMENT NUMBER	SUPPLIER NAME	DESCRIPTION	AMOUNT	DATE OF INVOICE	PAYMENT DATE	COMPLIANCE	COMMENTS
1112	Inside data	Bulk Postage: Statement for April 2021 Medication for Impound Animal in Both Creighton and Hirmeville Pounds: HITET 500ml, Mexitet 500ml, Terramycin 500ml and Coopers Supadip 5L	24 056,70	2021/05/13	2021/05/31	YES	
1113	ZANONE TRADING AND PROJECTS (PTY)LTD	Psychologist to Render Counselling services: Debriefing for 15 Employees	12 321,70	2021/05/04	2021/05/31	YES	
1114	JABULILE INDLOVU PSYCHOLOGIST		10 500,00	2021/05/21	2021/05/31	YES	
1115	BASIPHOKUHLE TRADING ENTERPRISE	Bulwer Library promotional material Pocket Dictionaries and Pencils& Rubers	24 300,00	2021/05/21	2021/05/31	YES	
1116	Majiki Construction and Plant Hire	Construction for Donnybrook Asphalt rd PH3 Cert4 and Retention	825 167,00	2021/05/19	2021/05/31	YES	
1117	Ms CA Rorbets	Refunding Ms CA Rorbets for overpayment made to her Rates Account	1 354,25	2021/05/19	2021/05/31	YES	
1118	Abenkanyezi Construction and Kitchen	Hire of Service sound system for IDP Roadshow Meeting to be held on the 15th April 2021 at Bulwer Community Hall	2 000,00	2021/05/21	2021/05/31	YES	
1119	HLUMIE AND AZIE TRADING CC	Procurement of Hand Sanitisers 70% Alcohol for Municipal Offices	15 600,50	2021/05/21	2021/05/31	YES	
1120	Zungawothi Trading&Project	Procurement of Groceries of 20 People attending Tourism Awareness	6 449,74	2021/05/20	2021/05/31	YES	
1121	SA STATIONERY & CORPORATE	Refreshment for Kitchen Grocery 750C Coffee, 12,5 kg White Sugar.Roobos 80s, five Roses 100s ellies Brown Creamer box, 6x1lit clover long life and 6x 500ml valper water still, and Storage Boxes and Staples remover	15 605,00	2021/05/20	2021/05/31	YES	
1122	SIMADRIC CONSTRUCTION AND PROJECT	Covid 19 PPE( Disposable Suits Size, Disposable Gloves) Delivery	26 087,00	2021/05/20	2021/05/31	YES	
1124	SAMRAS SOLVEM CONSULTING (PTY) LTD	SAMRAS classic User Period:1 July 2020-30 June 2021, DR Environment Period:1 July 2020-30 June 2021, SAMRAS Mscoa IDO/Budgeting/ Schedules User Period:1 July 2020-30 June 2021, SAMRAS and SAMRAS Classic 3rd Party Licences Period:1 July 2020- 30 June 2021	528 300,19	2021/05/26	2021/05/31	YES	
1125	Majiki Construction and Plant Hire	Construction of Creighton Library PH2 Cert4 and Retention for PH2 CERT4	776 922,22	2021/05/18	2021/05/31	YES	
1126	Underberg Forest Garden	Servicing and Sharpening of chains for two STILH MS 382 Service Sharpen Spark plug, fuel filter, Sprocket, Labour and Clean sundries	1 558,25	2021/05/19	2021/05/31	YES	
1127	MC Nishalintshali Attorney's	Legal Fees for Mr M Ngcobo MC Nishalintshali Attorneys	125 763,34	2021/05/13	2021/05/31	YES	
1128	DOH INVESTMENTS ( PTY ) LTD	Procurement of Support stock: Piggery/feed starter 50kg, Grower, Finisher	27 700,95	2021/05/21	2021/05/31	YES	

LIST OF PAYMENTS MADE IN THE MONTH OF MAY 2021							
PAYMENT NUMBER	SUPPLIER NAME	DESCRIPTION	AMOUNT	DATE OF INVOICE	PAYMENT DATE	COMPLIANCE	COMMENTS
1129	Alpha Office Furniture	Procurement of Wooden hander filling cabinets Drawers for protection Service office in Himeville	21 735,00	2021/05/21	2021/05/31	YES	
1130	MALALA AMAHLE BUSINESS ENTERPRISE	Hire of Service(Tent, Table, Black Table cloths and Chairs for 2 days) Transport	9 850,00	2021/05/20	2021/05/31	YES	
1131	Splenda JV Nkonyeni	Greater Khukhulela Retention Electrification	38 160,21	2021/05/19	2021/05/31	YES	
1132	Tunimart Travel Agency	Accommodation for Ms Mlata Protea Hotel, Accom: Mr Mncwabe, Mr Madlala, Mr Molele, Accom: Mr Shange, Mr Phungula, Mr Mbanjwa, Accom: Mr Mazibuko, Mr Gwala, Accom: Ms Mncwabe, Ms Hlongwane, Accom: Mr Mngadi and Mr Dlamini Protea Hotel, Accom: Mr Banda, Mr Hadebe, Mr Zondi, Mr Mbanjwa, Accom: Mr N Dlamini Protea Hotel Karridene, Accom: Mr W Dlamini Protea Hotel Karridene, Accom: 31 N Vezi Southern Sun Eiangeni, Accom: Mr Officials Premier Sani Pass, Accom: Mr Sondezi, Mr Shabalala, Ngcobo, Mbatha, Accom: 22 Officials Cardin Court Marine Parade, Accom: Mr Xaba, Ms Mncwabe, Mr Madlala, Accom: Mr Jali, Mr Mtungwa, Mr Wela, Ms Holiwe, Accom: 17 Officials Protea Hotel Karadene, Accom: Mr Vezi, Mrs Vakalisa, Ms Van Zyl, Mbatha, Accom: 81 Officials Protea Hotel Karridene	397 835,50	2021/05/19	2021/05/31	YES	
1133	Splenda JV Nkonyeni	Greater Gwagwane Electrification PH2 Cert8 retention paid	47 492,50	2021/05/19	2021/05/31	YES	
1134	Splenda JV Nkonyeni	Greater Centocow Electrification PH2 Cert 7 Retention Paid	39 456,63	2021/05/19	2021/05/31	YES	
1135	Splenda JV Nkonyeni	Greater Amakhuze Electrification ph2 cert 8 Retention Paid	37 672,45	2021/05/19	2021/05/31	YES	
1136	Splenda JV Nkonyeni	Greater Ngwagwane PH 2 Cert 7 Supply and Delivery Of Pipe HDPE 200mm x 50m, 2 x Broom and Delivery	147 130,34	2021/05/19	2021/05/31	YES	
1137	AMAPHETHETHWA TRADING AND PROJECTS	Back to School Voucher redeemable at PEP stores at Harry Gwala Municipality	3 600,00	2021/05/20	2021/05/31	YES	
1138	Wild Ginger Creative Consulting	Great Gqumeni Electrification ph2 Cert8 and retention	93 150,00	2021/05/20	2021/05/31	YES	
1139	Splenda JV Nkonyeni	Network Point and Switch Installation Accommodation and Traveling Allowance, wifi Network, Access Point and wifi Hotspot Installation, May statement for Dedicated Hosting Service and SLA Support	35 326,32	2021/05/19	2021/05/31	YES	
1140	POWERVISION TECHNOLOGIES	Construction of Underberg Town Hall PH1 Cert 1 and retention for PH1 Cert 1	67 930,06	2021/05/21	2021/05/31	YES	
1141	Majiki Construction and Plant Hire		622 563,91	2021/05/20	2021/05/31	YES	

LIST OF PAYMENTS MADE IN THE MONTH OF MAY 2021						
PAYMENT NUMBER	SUPPLIER NAME	DESCRIPTION	AMOUNT	DATE OF INVOICE	PAYMENT DATE	COMPLIANCE COMMENTS
1142	TPA Consulting JV Majiki Constr	Consultation fees for Construction of Creighton Library PH 2 Cert 3	111 400,01	2021/05/14	2021/05/31	YES
1143	LANGANGELIHE GENERAL TRADING AND PROJ	Supply of Leather works supporting Material, Nguni Treated Skins, Buck Treated Skin, Calf Treated Skins	83 520,00	2021/05/21	2021/05/31	YES
1144	Sipho-Glad Construction and Genera	Construction of Bulwer Asphalt PH5 Cert 6 Retention Payment	179 997,80	2021/05/20	2021/05/31	YES
1145	Sipho-Glad Construction and Genera	Construction of Donnybrook Asphalt PH2 Cert 6 Retention Payment	172 994,44	2021/05/20	2021/05/31	YES
1146	MAZULUKWENI TRADING & CONSTRUCTION (PT	Remove the old Water Pump, Supply and Install new Water Pump, Labour and Transportation	10 000,00	2021/05/21	2021/05/31	YES
1147	Sibane Group JV Stoyi consulting	Construction of Himeville Asphalt PH3 Cert6 and Retention	130 372,74	2021/05/11	2021/05/31	YES

LIST OF PAYMENTS MADE IN THE MONTH OF MAY 2021						
PAYMENT NUMBER	SUPPLIER NAME	DESCRIPTION	AMOUNT INVOICE	DATE OF INVOICE	PAYMENT DATE	COMPLIANCE COMMENTS
1148	JABULANI & NOBUHLE MAPHANGA TRADING EN	Freeshment: Bottle Still Water 500ml x 150; Box of Applesx4, Boxes of Bananas x4, Cream milk 6 Pack(5) Energy Drink 500ml (6pack)x5	4 673,95	2021/05/21	2021/05/31	YES
1149	Auditor General	Audit Fees S&T Contract Work	193 635,62	2021/05/24	2021/05/31	YES
1150	Lusted & Johnson	120lt Drum for Drip Torch for fire bakkies, 120lt Drum for backup Generator at Creighton Main office, 120lt for Bulwer centre brushshutters	5 578,16	2021/05/20	2021/05/31	YES
1151	Anvision Computers	Purchase of Laptop for Londwe Mhlamvu: Acer Spin5 and Microsoft Office Home and Business, Purchase of Laptop for Mr S Jali: Acer Spin 5 and Microsoft office Home and Business	57 452,00	2021/05/03	2021/05/31	YES
1152	Shemuntu & Son's	Creighton Main Office Honey Sucker to Empty Septic Tank Near PARKHOMES	8 000,00	1900/01/03	2021/05/31	YES
1153	Majiki Construction and Plant Hire	Construction of Creighton Library PH2 Cert3 and Retention for PH2 CERT3	1 440 642,49	2021/05/10	2021/05/31	YES
1154	Sibane Group JV Stoyi consulting	Construction of Underberg Asphalt PH3 Cert6 and Retention for PH3 Cert6	430 647,98	2021/05/11	2021/05/31	YES
1155	Transnet	Rental of Creighton Old Main Building statement	1 938,27	2021/05/13	2021/05/31	YES
1156	Inside data	Laser Printer and Email: Statement for April 2021	8 399,24	2021/05/13	2021/05/31	YES
1157	BM Infrastructure JV Mabona Cilvils	Upgrade of Creighton Town Certificate 1	466 339,10	2021/05/13	2021/05/31	YES
1159	ENVIROSERV	Waste Removal at Himeville Transfer Station: April 2021 Statement	151 000,00	2021/05/13	2021/05/31	YES
1160	Bidvest McCarthy Isuzu TRUCKS	Purchase of Isuzu D-Max 300 E/Cab LX 4X4 Model 2021 and Isuzu D-Maz 250 HO D/Cab Hi-Ride 4x4	1 101 030,50	2021/05/13	2021/05/31	YES
1161	ZANONE TRADING AND PROJECTS (PTY)LTD	Animal Pound Medication for Creighton and Himeville Pound, and Purchase of cones for PWBS And EPWP	6 200,00	2021/05/13	2021/05/31	YES
1162	BM Infrastructure JV Mabona Cilvils	Upgrade of Creighton Town Certificate 2, Retention Certificate 2	1 223 686,64	2021/05/13	2021/05/31	YES
1163	Senzakahle Ingoma	Refreshment for 200 People Attending Public Consultation Meeting by MPAC ON 2019/2020 Annual Report breakfast And Lunch	27 000,00	2021/05/13	2021/05/31	YES
1164	The SLLM Trust in the Sani Trust	Refund for overpayment for rate clearance Certificate	2 500,00	2021/05/13	2021/05/31	YES
1165	Jesinia Zulu	Refund for Ms Jesinta Zulu for TWELVE Apostoles Church	507,00	2021/05/13	2021/05/31	YES
1166	PEE Mntambo	Mr PEE MNTAMBO: Attending Council Meeting held on the 29 April 2021, attending Performance and Audit Committee meeting 12 April 2021 and Audit Performance and Registration of Municipal Vehicle NUD 4825, NUD 4848, NUD4824, NUD 2217, NUD 5326	12505,00	2021/05/13	2021/05/31	YES
1170	S A Post Office		4168,00	2021/05/20	2021/05/31	YES

LIST OF PAYMENTS MADE IN THE MONTH OF MAY 2021						
PAYMENT NUMBER	SUPPLIER NAME	DESCRIPTION	AMOUNT	DATE OF INVOICE	PAYMENT DATE	COMPLIANCE COMMENTS
1173	Ayanda Mbanqa	Advertisement for Medication Surveillance of Occupational Health safety on local Newspaper, Public Notice for Electrification Projects Advertised on local Newspaper, Apporiment of Service Provide for Project Management MIG Projects (3 year Contract)for Local Newspaper, Public Notice adjustment Budget & SDBIPS and Public Notice Intetion to Extended contract	24 497,44	2021/05/19	2021/05/31	YES
1167	SARS	SARS PAYE	703 454,98	2021/06/01	2021/05/31	YES
1168	SARS - UIF	SARS UIF	73 563,38	2021/06/01	2021/05/31	YES
1169	SARS - SDL	SARS SDL	51 060,27	2021/06/01	2021/05/31	YES
<b>TOTAL PAYMENTS</b>			<b>13 754 200,00</b>			

Prepared by: L B Hlengwa  
 Signature: 

Reviewed by: *IFANUJO*  
 Signature: 



HIGHEST PAID CREDITORS FOR MAY 2021		
SUPPLIER	DESCRIPTION	AMOUNT
Maiki Construction and Plant	Construction of Donnybrook Asphalt rd phases 3 cert3 and Retention, Construction of Donnybrook Asphalt rd PH3 Cert4 and Retention, Construction of Creighton Library PH2 Cert4 and Retention for PH2 CERT4, Construction of Underberg Town Hall PH1 Cert 1 and retention for PH1 Cert 1, Construction of Creighton Library PH2 Cert3 and Retention for PH2 CERT3	4 184 832,15
BM Infrastructure JV Mabona Civils	Construction of Bulwer Asphalt phase1 cert1 and retention deposit, Upgrade of Creighton Town Certificate 1, Upgrade of Creighton Town Certificate 2, Retention Certificate 2	2 110 756,26
Bidvest McCarthy Isuzu TRUCKS	Purchase of Isuzu D-Max 300 E/Cab LX 4X4 Model 2021 Red Bar Light, Siren & PA system, red emergency lights fitted in front and rear and Isuzu D-Maz 250 HO D/Cab HI-Ride 4x4 Red Bar Light, Siren & PA system, red emergency lights fitted in front and rear for Community Service Department	1 101 030,50
SMART SEC (Pty) Ltd	Dr NDZ protection service for all Offices, VIP Protection Service for Cllr Kheswa, Deputy Mayor Municipal manager, Mayor, mr Sondezi, Vip Guard and Vehicle and fuel	880 060,08
Sibane Group JV Stovi consulting	Construction of Himeville Asphalt PH3 Cert6 and Retention, Construction of Underberg Asphalt PH3 Cert6 and Retention for PH3 Cert6	561 020,72
SAMRAS SOLVEM CONSULTING	SAMRAS classic User Period:1 July 2020- 30 June 2021, DR Environment Period:1 July 2020- 30 June 2021, SAMRAS MSCOA IDO/Budgeting/ Schedules User Period:1 July 2020- 30 June 2021, SAMRAS and SAMRAS Classic 3rd Party Licences Period:1 July 2020- 30 June 2021	528 300,19
Tunimart Travel Agency	Conference venue for Bid evaluation committee meeting, Accommodation for Mr J Mazibuko, Mr Talyor; Mr Ngcobo; Ms Mhlavu, Ms Mlata, Ms Van Zyl, Ms Jebe, Mrs Zuma, Ms Mtolo, Ms J Radebe, Mrs Vakalisa, Mr Z Dlamini, Mr N Dlamini, Mr T Majola, Mr W Dlamini, and Mr Sibisi, Conference Lunch and service fees. Accommodation for Ms Mlata Protea Hotel, Accom: Mr Mncwabe, Mr Madlala, Mr Molefe, Accom: Mr Shange, Mr Phungula, Mr Mbanjwa, Accom: Mr Mazibuko, Mr Gwala, Accom: Ms Mncwabe, Ms Hlongwane, Accom: Mr Mngadi and Mr Dlamini Protea Hotel, Accom: Mr Banda, Mr Hadebe, Mr ZONDI, Mr Mbanjwa, Accom: Mr N Dlamini Protea Hotel Karridene, Accom: Mr W Dlamini Protea Hotel Karridene, Accom: Mr N Vezzi Southern Sun Elangeni, Accom: 31 Officials Premier Sani Pass, Accom: Mr Sondezi, Mr Shabalala, Ngcobo, Mbatha, Accom: 22 Officials Cardin Court Marine Parade, Accom: Mr Xaba, Ms Mncwabe, Mr Madlala, Accom: Mr Jali, Mr Mtungwa, Mr Wela, Ms Holwe, Accom: 17 Officials Protea Hotel Karridene, Accom: Mr Vezzi, Mrs Vakalisa, Ms Van Zyl, Mbatha, Accom: 81 Officials Protea Hotel Karridene	490 708,75
Sipho-Glad Construction and General	Construction of Bulwer Asphalt PH5 Cert 6 Retention Payment, Construction of Donnybrook Asphalt PH2 Cert 6 Retention Payment	352 992,24
Splenda JV Nkonveni	Greater Khukhulela Retention Electrification, Greater Gwagwane Electrification PH2 Cert9 retention paid, Greater Centocow Electrification PH2 Cert 7 Retention Paid, Greater Amakhuze Electrification ph2 cert 8 Retention Paid, Greater Nywagwane PH2 Cert 7, Great Gqumeni Electrification ph2 Cert8 and retention	345 238,45
WNA Consulting JV Mahlubi	Construction of Underberg Asphalt ph2-Cert 7 retention payment	262 686,19
<b>TOTAL PAYMENT</b>		<b>10 817 625,53</b>

Prepared by: L B Hlengwa

Reviewed by:

Signature:

Signature:

LIST OF PAYMENTS MADE IN THE MONTH OF APRIL 2021						
PAYMENT NUMBER	SUPPLIER NAME	DESCRIPTION	AMOUNT	DATE OF INVOICE	PAYMENT DATE	COMPLIANCE COMMENTS
1001	Blanket Investments Group	Agricultural Material and Equipment to Support Community Project in Ward6 Ezabathwa Vegetables: 5000L Joj Tank, Cabbage and Carrot Seedlings	18 500.00	2021/03/23	2021/04/15	YES
1002	Eskom Underberg taxi rank	Electricity for March Statement	2 022.64	2021/04/09	2021/04/15	YES
1003	Eskom Bulwer Dump Site	Electricity for March Statement	1 948.74	2021/04/09	2021/04/15	YES
1004	Eskom Donybrook Kevellaer Mission	Electricity for March Statement	2 527.79	2021/04/09	2021/04/15	YES
1005	K2019286591	4.Wheel Hard Trolley Suitcases for Matric Awards	21 500.00	2021/04/08	2021/04/15	YES
1006	Mphungashe Trading Enterprise	4.Mobile Toilets and 1 Generator hired for Human Rights Day Awareness	7 300.00	2021/04/08	2021/04/15	YES
1007	Rotrat Enterprise (Pty) Ltd	New Laptop for Mr N.G.Vezi	13 500.00	2021/04/15	2021/04/15	YES
1008	Jabulani and Nobuhle Maphanga Trading Enterprise	Platters for 20 People attending the Disaster Management Advisory and Community Safety Forum Meeting	2 000.00	2021/04/08	2021/04/15	YES
1009	Senzy Trading Enterprise	Catering for Matric Awards Ceremony	10 000.00	2021/04/08	2021/04/15	YES
1010	Lusted and Johnson	Patrol for Brushcutters used at Bulwer, Himeville, Donybrook and Underberg Centre	7 327.78	2021/03/31	2021/04/15	YES
1011	Versatlie Interiors	Sliding Door Curtnboard to be used for Storage of Animal Medication	5 635.00	2021/04/08	2021/04/15	YES
1012	Ayanda Mbangwa	Advert for Integrated Waste Management Plan Notice and Intention to Extend Contract	5 657.54	2021/04/08	2021/04/15	YES
1013	Alert Stationers cc.	Purchase of Electrical Appliances (Fridge,Microwave and Kettle) for Community and Social Services Department	7 578.50	2021/04/08	2021/04/15	YES
1014	The Institute of Risk Management SA	Annual Membership Fees for Ms B Jebe 2021	2 059.75	2021/04/09	2021/04/15	YES
1015	Amavuvu Catering & Projects	Supply and installation of double Gates at Bulwer dump site	29 800.00	2021/04/08	2021/04/15	YES
1016	Mbusiba Trading	Prepaid Electricity for Creighton Centre	1 150.00	2021/04/08	2021/04/15	YES
1017	The Institute of Internal Auditors SA	Membership Application Fee for Mrs Z Zuma, Subscription Fee for Miss L Mlotlo and Renewal of Membership Fee for Miss A Van Zyl	5 445.25	2021/04/09	2021/04/15	YES
1018	The Don Ira Family	Underberg Office Rental for April	4 345.12	2021/04/08	2021/04/15	YES
1019	SA Post Office	Licensing of Municipal Vehicle NUD726 and NIP2348	2 985.70	2021/04/08	2021/04/15	YES
1020	Mzomtshe Projects and Computer Supply	Renovation of Magqubeni Community Hall Certificate2	51 566.95	2021/04/07	2021/04/15	YES
1021	Igoda Project Pty Ltd	Greater Stepmore/Ridge Ph3 Certificate6	16 723.20	2021/03/30	2021/04/15	YES
1022	Stedone Development	Construction of Bhidla Housing Certificates1	648 057.84	2021/03/29	2021/04/15	YES
1023	Sibane Group JV Stoyl consulting	Himeville Asphalt Ph2 Certificate5	1 238 266.54	2021/03/29	2021/04/15	YES
1024	Igoda Project (Pty) Ltd	Greater Nkumba/Mangwanani and Nhlantlani Ph3 Certificate7	33 446.40	2021/03/30	2021/04/15	YES
1025	Igoda Project (Pty) Ltd	Greater Bulwer Ph3 Certificate3	31 356.00	2021/03/30	2021/04/15	YES
1026	Igoda Project (Pty) Ltd	Greater Bulwer Ph3 Certificate4	232 791.57	2021/03/30	2021/04/15	YES
1027	Sibane Group JV Stoyl consulting	Bulwer Asphalt Ph7 Certificate5	1 446 975.89	2021/03/29	2021/04/15	YES
1028	Igoda Project (Pty) Ltd	Greater Underberg Ph3 Certificate3	204 859.98	2021/03/30	2021/04/15	YES
1029	Igoda Project (Pty) Ltd	Greater Underberg Ph3 Certificate2	31 356.00	2021/03/30	2021/04/15	YES
1030	Chartered Institute of Government Finance Audit	Membership Fees for Ms SC Manyathi, Mr KIMB Mzimela, Ms NN Holiwe and Mr MP Mlungwa	4 680.00	2021/04/09	2021/04/15	YES
1031	Chartered Institute of Government Finance Audit	Membership Fees for Ms NA Khuboni, Mr T Khumalo, Ms NP Sosibo, Mrs ZB Zuma, Ms MN Xaba, Ms A Van Zyl, Ms B Jebe and Ms LC Mpho	22 646.00	2021/04/09	2021/04/15	YES
1032	Chartered Institute of Government Finance Audit	Annual Membership Fees for Mrs ZB Zuma	1 060.00	2021/04/09	2021/04/15	YES
1033	Underberg Forge	Medication for Impounded Animals at the Himeville and Creighton Pound	7 629.59	2021/03/30	2021/04/15	YES
1034	Sdufula Trading and Projects (Pty) Ltd	Business Support:Laundry Material for Mantenteni Trading at Ward14	27 800.00	2021/04/08	2021/04/15	YES
1035	Kamaphatha Consulting and Developments	14 Officials Attending Occupational Health and Safety Training	20 860.00	2021/04/08	2021/04/15	YES
1036	Mathutha Trading Enterprise	Cleaning Material for PWBS/EPWP Staff	27 840.00	2021/04/08	2021/04/15	YES
1037	Isite Internet Solutions	Supply and Delivery of 3 External Hard Drive for Mr SV Mngadi, Mr ZL Dlamini and Ms IN Mbariwa	4 056.86	2021/04/08	2021/04/15	YES
1038	NASHUA	Telephone Fees for April Statement	55 078.20	2021/04/08	2021/04/15	YES

LIST OF PAYMENTS MADE IN THE MONTH OF APRIL 2021						
PAYMENT NUMBER	SUPPLIER NAME	DESCRIPTION	AMOUNT	DATE OF INVOICE	PAYMENT DATE	COMPLIANCE COMMENTS
1039	Tunimart Travel Agency	Accommodation for Mr T. Shabalala (Bodyguard) Ascorting Mr. Sondazi, Mr J Sondazi, Mr S Radebe and Mr M Sibisi Attending Arbitration Meeting, Mr Zezi Attending Human Rights Celebration, Mr Chiliza and Mikhize Ascorting MM, Mrs Taylor and Miss X Khumalo attending the WSP Workshop, Conference Venue for People Attending Meeting on the Sani Pass Border and Catering for Artists Attending Studio Recording Training	34 162,80	2021/04/08	2021/04/15	YES
1040	Sibane Group Jv Stoyt consulting	Underberg Asphalt Ph3 Certificate5	1 012 275,23	2021/03/29	2021/04/15	YES
1041	Smart Sec (Pty) Ltd	IT/IT Bodyguard Fees for MM, DM, Cllr Kheswa and Mr Sondazi and Security/Service Fees for April	880 060,09	2021/04/08	2021/04/15	YES
1042	Igoda Project (Pty) Ltd	Greater Underberg Ph3 Certificate4	174 547,62	2021/03/30	2021/04/15	YES
1043	Konica Minolta	Photocopying and Printing for March Statement	77 571,25	2021/04/08	2021/04/15	YES
1044	Konica Minolta	Photocopying and Printing for February Statement	69 471,49	2021/04/08	2021/04/15	YES
1045	University of Wit Johannesburg	Study Assistance for Ms N Nzimande	109 746,00	2021/04/08	2021/04/15	YES
1046	Umzokulu Kasabubu	Animal Feed for Creighton Animal Pound, 20* bales eragrotis large, 30* Meadow sweet feedstock, 10* Iodated coarsesalt	28 980,00	2021/04/23	2021/04/30	YES
1047	Ayanda Nibanga	Advert for Library Computer Assistance Cyber	8 776,31	2021/04/20	2021/04/30	YES
1048	Underberg Forge	Padlocks for Bhambatha Community Hall and Sportfield, 25 lit f10 Disinfectant Sanitizer Dialutable	26 458,33	2021/04/19	2021/04/30	YES
1049	PowerVision Technology	SSL Certificate, SAMRAS and Website for Bulwer CSC	43 415,66	2021/04/20	2021/04/30	YES
1050	CPW Printers	Attendance register Books 160 for Municipal worker	11 150,40	2021/04/20	2021/04/30	YES
1051	Ashley Gonzalves	Special Audit Committee meeting held on 12/04/2021 sitting fee and preparation time	7 442,50	2021/04/23	2021/04/30	YES
1052	The Element Family	Hire of Sound system with mobile Microphone and a backup generator for the purpose for Matric award Ceremony in Bulwer hall	5 000,00	2021/04/21	2021/04/30	YES
1053	Dunamis Power Multi Services	CASH bag seal for Supply Chain Management unit	1 990,00	2021/04/21	2021/04/30	YES
1054	Luswano Group (PTY) LTD	25lit *17 sanitizer, 17* temperature guns, 40-lit hand sanitizer spray containers	28 405,00	2021/04/20	2021/04/30	YES
1055	Zungawethi Trading&Project	Bottle water for the second round IDPPMS/SDF 2021/2022 Roadshow for ratepayers, stakeholders, ward committees and Aamkosi to be held on the 13th and 15th April 2021 respectively	2 500,00	2021/04/22	2021/04/30	YES
1056	Mbusiba Trading	24 Bottle water, 12 Powerade, 24 assorted for the office of the Deputy Mayor	804,00	2021/04/22	2021/04/30	YES
1057	Ifutho Investments	Ifutho Printing Paper 100 boxes and Staples 100	29 951,75	2021/04/22	2021/04/30	YES
1058	ENVIROSERV		153 737,01	2021/04/14	2021/04/30	YES
1059	GreenDoor Landscape service	Provision for Horticultural Management Services April 2021for Himeville and Underberg area	25 875,00	2021/04/21	2021/04/30	YES
10114	WNA Consulting JV Mahubi	Himeville asphalt ph1 cert6 Retention Payment	152 505,13	2021/04/14	2021/04/30	YES
1061	N Lugonipolo	Preparation of Special Audit Committee meeting and preparation of risk champion meeting.	14 900,00	2021/04/23	2021/04/30	YES
1062	Laduma Sports	Pfactive Clothing for LED Unit	23 852,50	2021/04/20	2021/04/30	YES
1063	Ayanda Mbanja	Adverts for public notice callfor supplementary valuation roll 4, Fullium electrification, public notice Draft IDP, draft SDBIP, Draft SDF, Draft Budget for 2021/2022 financial year, surveillance camera installation for NDZ Municipal office and digital audio recorder installation bulwer CSC	43 143,88	2021/04/22	2021/04/30	YES
1064	TPA Consulting JV Majiki Constr	Donnybrook Asphalt RD phase 3 Cert 2 consultation fees	17 500,00	2021/04/15	2021/04/30	YES
1065	Eskom: Free Basic Electricity	Electricity for April Statement	102 242,41	2021/04/21	2021/04/30	YES
1066	Lusted & Johnson	Purchase of Fuel for brush cutters 120lt Drum for Underberg centre, Creighton generator, Donnybrook centre, Creighton centre, Bulwer centre, Himeville centre	11 092,89	2021/04/22	2021/04/30	YES
1067	Earlworks 266 (PTY) LTD	supplementary Roll/ VRMS for JAN 2021/ Feb 2021/ April 2021	35 949,00	2021/04/22	2021/04/30	YES
1068	Evaluation Enhance Property	Construction of Creighton Library Phase 2 cert 2	64 287,30	2021/04/16	2021/04/30	YES
1069	Majiki Construction and Plant Hire	Construction of Library phase 2 certificate 2 consultation fee	876 166,61	2021/04/14	2021/04/30	YES
1070	TPA Consulting JV Majiki Constr	Payment of Auditors General	27 999,99	2021/04/14	2021/04/30	YES
1071	Auditor General	Membership fees for Mr JM Mazibuko	341 770,00	2021/04/16	2021/04/30	YES
1072	South African Council of Planners		620,00	2021/04/16	2021/04/30	YES

LIST OF PAYMENTS MADE IN THE MONTH OF APRIL 2021						
PAYMENT NUMBER	SUPPLIER NAME	DESCRIPTION	AMOUNT	DATE OF INVOICE	PAYMENT DATE	COMPLIANCE COMMENTS
1073	Charter Institute of Government Finance Audit	Annual membership fees for Mr SW Jali	640.00	2021/04/16	2021/04/30	YES
1074	Masakhekulungye Project Managers	Voyzana Sportfield certificate 8 payment of final retention	100 882.07	2021/04/09	2021/04/30	YES
1075	Servigny 48	Voyzana Access road Cert4 Retention paid	49 370.83	2021/04/09	2021/04/30	YES
1076	Ukwazi Home Development	Construction of Centocow taxi rank Phase2 certificate2	237 177.00	2021/04/14	2021/04/30	YES
1077	Umhlabla Consulting Group	Building plan management system phase2	125 999.99	2021/04/16	2021/04/30	YES
1078	Eskom: 5441662813	Electricity for March statement	1 764.38	2021/04/12	2021/04/30	YES
1079	Miss AP Hlongwane	Refund for Laundry services for NDZ officials and 12 bottle of water for delegate	695.00	2021/04/14	2021/04/30	YES
1080	Eskom: Eskom Health Committee Office	Electricity March Statement	6 736.61	2021/04/12	2021/04/30	YES
1081	Eskom Municipal House	Electricity March Statement	3 426.48	2021/04/12	2021/04/30	YES
1082	Eskom: Creighton Pound	Electricity March Statement	3 920.59	2021/04/12	2021/04/30	YES
1083	Eskom: Sportfield Nkwezela	Electricity March Statement	2 917.94	2021/04/12	2021/04/30	YES
1084	Eskom Lot3 Smith Street	Electricity March Statement	527.18	2021/04/12	2021/04/30	YES
1085	Eskom Creighton Local Authorities Activities	Electricity March Statement	2 555.47	2021/04/12	2021/04/30	YES
1086	Eskom: Municipal Houses	Electricity March Statement	2 494.68	2021/04/12	2021/04/30	YES
1087	Eskom: Eskom Old Post Office	Electricity March Statement	1 675.92	2021/04/12	2021/04/30	YES
1088	Eskom: 7220847783	Electricity March Statement	4 143.24	2021/04/12	2021/04/30	YES
1089	Eskom: Lot 68 West End	Electricity March Statement	196.03	2021/04/12	2021/04/30	YES
1090	Evaluation Enhance Property	Maintenance contract: Supplementary Roll and VRMS	21 429.10	2021/04/16	2021/04/30	YES
1091	Inside data	One step Mailing, A4 80gsm White paper, PDF Processing, CD /DVD	32 379.44	2021/04/16	2021/04/30	YES
1092	Shakozy Trading	A4 Laser Printing ERR file A4 80 Gsm white paper, bulk postage	178 011.00	2021/04/19	2021/04/30	YES
1093	Mrs PN Maphanga	Maintenance of Masamini Comm hall cert 1	1 183.05	2021/04/16	2021/04/30	YES
1094	Ukwazi Home Development	Refund for purchasing material used for Cemetery & Parks	461 656.98	2021/04/22	2021/04/30	YES
1095	Majiki Construction and Plant Hire	Construction of Centocow taxi rank Phase2 certificate 3	675 018.45	2021/04/15	2021/04/30	YES
1096	Chief Registrar of Deeds	Construction of Dornybrook Asphalt RD phase 3 Cert 2	11.00	2021/04/26	2021/04/30	YES
1097	Majala Amable Business Enterprise	Title deeds search to confirm/verify Erf ownership	10 000.00	2021/04/22	2021/04/30	YES
1098	K2015361073 (South Africa) (PTY) LTD.	Procurement of weeds killers 20lt *4	6 100.00	2021/04/22	2021/04/30	YES
1099	SAMRAS SOLVEM Consulting	Lunch for ward committee meeting for 95 People	236 917.54	2021/04/26	2021/04/30	YES
10100	Stedone Development	SAMRAS Support: Billing, budget adjustment	479 540.97	2021/04/22	2021/04/30	YES
10101	Stedone Development	Construction of Bhidla Housing Project Cert53	365 028.92	2021/04/15	2021/04/30	YES
10102	Stedone Development	Construction of Bhidla Housing Project Cert55	432 038.56	2021/04/01	2021/04/30	YES
10103	Stedone Development	Construction of Bhidla Housing Project Cert52	516 258.00	2021/04/10	2021/04/30	YES
10104	MR Khumbulani Hlongwane	Deposit refund: Mr KR Hlongwane	1 000.00	2021/04/26	2021/04/30	YES
10106	Total Computer services	Software licensing and Service fees from 30 June 2020 to 31 July 2021	34 500.00	2021/04/28	2021/04/30	YES
10107	Nduna Organization	Renovation of Junction Hall Cert3 and Retention	19 739.09	2021/04/16	2021/04/30	YES
10108	Nduna Organization	Travel allowance for M S Sibiso attend Disciplinary Hearing from Newcastle to Creighton	27 645.00	2021/04/19	2021/04/30	YES
10109	MS Sibisi	Travel allowance for M S Sibiso attend Disciplinary Hearing from Creighton to Newcastle	4 285.00	2021/04/21	2021/04/30	YES
10110	MS Sibisi	Creighton to Newcastle	4 135.00	2021/04/21	2021/04/30	YES
10111	Tunimat Travel Agency	Conference Venue Premier Hotel Sami Pass for members attending Boarder gate Preparatory meeting, Accommodation for Mrs N.P. Basi and Mr S Nishiza for attending Evaluation Committee Meeting, Accommodation for Mr H Taylor and to attend Bdi Evaluation Committee meeting, Conference Venue for Bid Evaluation committee Meeting, Accommodation for Mr Izimela to attend Bid Evaluation Committee Meeting, Conference Venue for NDZ delegate who will be attending BAC meeting, Accommodation for Ms Mlata attending BAC meeting, Accommodation for Mr Sondazi and Mr Shabalala attending Adjudication meeting	50 832.66	2021/04/21	2021/04/30	YES
10112	University of KwaZulu Natal	Student Bursary for Mr Minihle Mchumu who is a student at University of KwaZulu	44 370.00	2021/04/23	2021/04/30	YES
10113	Durban University of Technology	Student Bursary for Miss L Mloto who is a student at Durban University of Technology	58 580.00	2021/04/23	2021/04/30	YES
10115	Makhosi Nyoka& Associates cc	Manzanyama Housing Project Cert 2	145 696.80	2021/04/23	2021/04/30	YES

LIST OF PAYMENTS MADE IN THE MONTH OF APRIL 2021							
PAYMENT NUMBER	SUPPLIER NAME	DESCRIPTION	AMOUNT	DATE OF INVOICE	PAYMENT DATE	COMPLIANCE	COMMENTS
SARS		SARS PAYE	684 531,50	2021/05/03	2021/04/30	YES	
SARS - UIF		SARS UIF	73 710,28	2021/05/03	2021/04/30	YES	
SARS - SDL		SARS SDL	50 245,66	2021/05/03	2021/04/30	YES	
<b>TOTAL PAYMENTS</b>			<b>13 862 634,59</b>				

Prepared by: *C. B. Hlongwe*  
 Signature: 

Reviewed by: *F. T. King*  
 Signature: 

## HIGHEST PAID CREDITORS FOR APRIL 2021

SUPPLIER	DESCRIPTION	AMOUNT
Sibane Group JV Stoyi consulting	Bulwer Asphalt PH7 Cert 5, Himeville PH2 Cert 5, Underberg Asphalt PH 3 Cert 5	3 697 517,66
Stedone Development	Construction of Bhidla Housing Certi51, Certi 52, Cert 53, Cert 54, Cert 55	2 440 924,29
Majiki Construction and Plant	Construction of Creighton Library Phase 2 cert 2, Construction of Donnybrook Asphalt RD phase 3 Cert 2	1 551 185,06
SMART SEC (Pty) Ltd	VIP Bodyguard Fees for MM,DM,Clr Kheswa and Mr Sondezi and Security Service Fees for April	880 060,09
Igoda Project PTY Ltd	Greater Stepmore/Ridge Ph3 Certificate6, Greater Nkumba/Mangwaneni and Nhlanhleni Ph3 Certificate7, Greater Bulwer Ph3 Certificate3, Greater Bulwer Ph3 Certificate4, Greater Underberg Ph3 Certificate2, Greater Underberg Ph3 Certificate3, Greater Underberg Ph3 Certificate4	725 080,77
Ukwazi Home Development	Construction of Centocow taxi rank Phase2 certificate2, Construction of Centocow taxi rank Phase2 certificate 3	698 833,98
Auditor General	Payment of Auditors General	341 770,00
SAMRAS SOLVEM Consulting	SAMRAS Support: Billing, budget adjustment	236 917,54
Snakoezy Trading	Maintenance of Masamini Comm half cert 1	178 011,00
ENVIROSERV	Waste removal from Himeville Transfer station	153 737,01
<b>TOTAL PAYMENT</b>		<b>10 904 037,40</b>

Prepared BY: L.B. HlangwaReviewed By: [Signature]Signature By: [Signature]Singinture By: [Signature]

## REPORT FOR CREDITORS PAID WITHINI 30 DAYS IN THE FORTH QUARTER 2020

Month	Number of Payments	COMPLIED	NOT COMPLIED	PERCENTAGE
APRIL	114	114	0	100%
May	97	97	0	100%
June	222	223	0	100%

Prepared by: L.B. HlenyusSignature: Review by: J.T. HlenyusSignature: 

**FREE BASIC ELECTRICITY**

**FOR**

**JUNE 2021**



MUNIC_	TOWNSHIP	BADGE_NBR	NAT_ID	NAME	ADDRESS1	KWH	CLAIMED	CLAIMED	CLAIM_TOTA
KZ436	NKWEZELE	7073384393	1301010101013	MATIYA PETEUS	ENZ01701	50	63,60	9,54	73,14
KZ436	HLANGANANI	1079291595	4301035519089	MADUNA PHUMOWAKHE	HLA10009	50	63,60	9,54	73,14
KZ436	QULASHE S1	4228183705	7010100427089	SHEZI SINDISIWE	QSE5H35	50	63,60	9,54	73,14
KZ436	AMAKUZA	4224876062	7909100446082	NYOSI NOKUBONGA CLARI	PAU20H4	50	63,60	9,54	73,14
KZ436	HLANGANANI	7031841849	3604040292084	MAPHUMULO KULUMILE	HLA18817	50	63,60	9,54	73,14
KZ436	HLABENI	4209215633	4203030790089	NZIMANDE BONAKELE	PHB13H25	50	63,60	9,54	73,14
KZ436	HLABENI	4209220088	8909141575088	PHUNGULA XOLISWA	PHB011024	50	63,60	9,54	73,14
KZ436	HLABENI	4209214586	5206280495084	KHWELA DUDUZILE	PHB13H27	50	63,60	9,54	73,14
KZ436	CREIGHTON PREPA	4236776391	5306190304085	MBANJWA ZIBUYILE GERTF	HLA29H1	50	63,60	9,54	73,14
KZ436	NKWEZELE	7047005801	5412100683087	KHUBONE MALAFU	NZ202010	50	63,60	9,54	73,14
KZ436	AMAKUZA	4224902769	5503305453084	CHAGWE THULASIZWE GA	PAU20H18	50	63,60	9,54	73,14
KZ436	AMAKUZA	37200363135	610905063081	NGUBANE SIBONGILE PATF	PAU52H1	50	63,60	9,54	73,14
KZ436	AMAKUZA	37200254003	6607110816085	PHUNGULA ADELAIDE	PAU52H3	50	63,60	9,54	73,14
KZ436	HLABENI	4209224270	6404190601086	ZUMA THOLWAPHI ASTERI	PHB011032	50	63,60	9,54	73,14
KZ436	NKWEZELE	4214224554	7801190791081	SHEZI KHALIPHILE	NZ202H34	50	63,60	9,54	73,14
KZ436	AMAKUZA	4224942674	8203206093082	DLAMINI LUNGISANI MLUNC	PAU52H7	50	63,60	9,54	73,14
KZ436	HLABENI	4209220120	8509296361084	ZUMA SIPHIWE	PHB011033	50	63,60	9,54	73,14
KZ436	QULASHE S1	4228184802	6112200854088	MTOLO RUPHINAH	QSE5H39	50	63,60	9,54	73,14
KZ436	SOKHELA S1	4220419651	4904160228085	SOKHELA SHONISILE	PSK3H29	50	63,60	9,54	73,14
KZ436	UNDERBERG	7146267393	6604220266087	CHULE JABULISILE	UNB25077	50	63,60	9,54	73,14
KZ436	AMAKUZA	4224991937	4601090302085	DLAMINI PHUMEPHI	PAU52H15	50	63,60	9,54	73,14
KZ436	MQATSHENI	4221693627	6507300614086	NTULI SBONGILE MARY JAN	PMT25H25	50	63,60	9,54	73,14
KZ436	UNDERBERG	7061939760	7303205707087	MKHIZE MICHAEL	UNB26031	50	63,60	9,54	73,14
KZ436	HLANGANANI	37196853164	9501280597087	SHOZI LEHIWE ROSEMAR	HLA14H315	50	63,60	9,54	73,14
KZ436	CREIGHTON PREPA	4244551554	9407230871087	MKHE THEMBELIHLE GCIN	CTR194H316	50	63,60	9,54	73,14
KZ436	CREIGHTON PREPA	4244551307	5306070959081	DUMAKUDE NOMBUISELA	CTR194H311	50	63,60	9,54	73,14
KZ436	CREIGHTON PREPA	4244551331	8409091478086	SOSIBO THUTHUKILE PRIS	CTR194H313	50	63,60	9,54	73,14
KZ436	HLABENI	7114414357	5706115854082	MKHIZE VELAPHI MADESTU	PHB011042	50	63,60	9,54	73,14
KZ436	HLABENI	37204511283	8912011008081	PHOSWA ZAMAGUGU	PHB13H49	50	63,60	9,54	73,14
KZ436	HLANGANANI	4107193999	5511160699089	KHUBONE BANCAMILE	HLA20331	50	63,60	9,54	73,14
KZ436	HLANGANANI	4244549715	8104075726085	NDLOVU MATHEWU NKULU	HLA198H355	50	63,60	9,54	73,14
KZ436	HLABENI	4209223736	5907245350088	MBAMBO ZIMBA SIXFRIED	PHB011046	50	63,60	9,54	73,14
KZ436	HLANGANANI	4244551364	8512271311082	NDLOVU NONDUMISO	HLA201H306	50	63,60	9,54	73,14
KZ436	SOKHELA S1	4228347573	5711015272088	JILI BHEKOKWAKHE	PSK6H5	50	63,60	9,54	73,14
KZ436	HLANGANANI	4244551406	8712200231084	NGUBO ZETHU FLORENCE	HLA201H308	50	63,60	9,54	73,14
KZ436	HLANGANANI	4244549723	6810260461088	MKHULISI NOMKOSIKHONA	HLA201H311	50	63,60	9,54	73,14
KZ436	HLANGANANI	4244549657	7811150428087	SOSIBO CATHRINE NCAMSI	HLA201H310	50	63,60	9,54	73,14
KZ436	HLANGANANI	4244551430	7401115938089	ZULU PHINEAS SPEPHO	HLA202H307	50	63,60	9,54	73,14
KZ436	AMAKUZA	4225028903	8408070827081	CHAGWE NONHLANHLA	PAU19H17	50	63,60	9,54	73,14
KZ436	HLABENI	4209223744	5907245350088	DLAMINI ZIMBA SIXFRIED	PHB011047	50	63,60	9,54	73,14
KZ436	NOMANDLOVU	4228828622	6506305339087	DLAMINI GLADMAN THEMBI	PNM56H12	50	63,60	9,54	73,14
KZ436	ENKELEBANTWAN	7102503799	5510285310085	SHOBA MFANO	SSE36H3	50	63,60	9,54	73,14
KZ436	HLABENI	4202684843	7101050727089	MBAMBO ZANELE	PHB14H5	50	63,60	9,54	73,14
KZ436	HLABENI	4209222019	7001016250087	NYINDE BONGANI MODEST	PHB011066	50	63,60	9,54	73,14
KZ436	HLANGANANI	7052501389	4102190239087	GAZU DIYA	HLA14045	50	63,60	9,54	73,14
KZ436	NKWEZELE	7047610592	6305240898087	MEMEZA ANNEMARIA	NZ202026	50	63,60	9,54	73,14
KZ436	HLANGANANI	7031827871	6207105273085	MTOLO NHLANHLA	HLA18710	50	63,60	9,54	73,14
KZ436	AMAKUZA	4224981623	5901200894081	NZIMANDE NQENQE	PAU58H6	50	63,60	9,54	73,14
KZ436	AMAKUZA	4224981631	5206250280086	PHUNGULA THEMBISILE SIE	PAU58H7	50	63,60	9,54	73,14
KZ436	NKWEZELE	7044509581	1301010101013	DLAMINI THOLAKELE	NZ0315	50	63,60	9,54	73,14
KZ436	HLABENI	4209217340	8007115725084	NENE FELIX BHEKUYISE	PHB012008	50	63,60	9,54	73,14
KZ436	NKWEZELE	4242720789	3706060352084	NTSHIZA THEMBA B	SNK007028	50	63,60	9,54	73,14
KZ436	HLANGANANI	4246108213	6307100413080	MTHEMBU NTOMBIZODWA	HLA201H349	50	63,60	9,54	73,14
KZ436	HLANGANANI	4246107538	4804080785083	PAKISI THANDIWE ANTONI	HLA211H353	50	63,60	9,54	73,14
KZ436	NKUMBA	7043054340	6911090450083	NZIMANDE A B	SSE006004	50	63,60	9,54	73,14
KZ436	SOKHELA S1	4228344216	5806280960084	NDLOVU EUNICE	PSK7H31	50	63,60	9,54	73,14
KZ436	AMAKUZA	4225003187	6002155177082	DUMA ZIPHATHELE	PAU59H12	50	63,60	9,54	73,14
KZ436	BETHLEHEM	7107613932	3201030251087	MTHEMBU BAJABULILE GLA	PBT8H30 BET	50	63,60	9,54	73,14
KZ436	AMAKUZA	4224984155	6110250486082	TSHAPHA HONEY SELLY	PAU5H23	50	63,60	9,54	73,14
KZ436	AMAKUZA	4224898793	5807101096082	SIBETHA JALISILE DORIS	PAU13H7	50	63,60	9,54	73,14
KZ436	AMAKUZA	7158929864	5407140751084	SITHOLE THOLAKELE THEC	PAU19H27 DW	50	63,60	9,54	73,14
KZ436	HLABENI	4242623330	3003280267080	MEMELA THEMBEKILE SEPI	PHB012018	50	63,60	9,54	73,14
KZ436	QULASHE S1	4228174654	6508270584085	ZULU QINISILE	QSE5H44	50	63,60	9,54	73,14
KZ436	HLANGANANI	1079290399	7007105334088	NDLOVU BP	HLA04047	50	63,60	9,54	73,14
KZ436	HLABENI	4209245697	7311280401088	TSHAPA NONTOKOZO	PHB14H21	50	63,60	9,54	73,14
KZ436	HLABENI	4209215450	4704155632089	MZOLO DINGINDAWO	PHB14H22	50	63,60	9,54	73,14
KZ436	STEPMORE	4203295524	5502115597080	MNIKATHI LUCKY DOMNIC	SMR08019	100	127,20	19,08	146,28
KZ436	HLABENI	4213957006	4903195597084	CELE MFANUFIKILE SAMUE	PHB012030	50	63,60	9,54	73,14
KZ436	HLANGANANI	4244549970	8309300872089	BEKWA CONSTANCE NTOM	HLA192H301	50	63,60	9,54	73,14
KZ436	HLANGANANI	4244549699	5906200758087	MIYA ZANELE MILDRED	HLA201H316	50	63,60	9,54	73,14
KZ436	HLANGANANI	7031764066	1301010101013	MTHEMBU JM	HLA193047 RP	50	63,60	9,54	73,14
KZ436	STEPMORE	4211478765	5611185737086	MOSEYA GORDON	SMR8H43	50	63,60	9,54	73,14
KZ436	JUNCTION ELECTRI	4228339687	6206110608095	NCUBE NONHLANHLA	JTN2H18	50	63,60	9,54	73,14
KZ436	NKWEZELE	1081323881	5403100842088	NGCOBO NOMALIZO	ENZO3630	50	63,60	9,54	73,14
KZ436	JUNCTION ELECTRI	4228339653	4912225216086	MEMELA MPHUCUKA	JTN2H21	50	63,60	9,54	73,14
KZ436	CREIGHTON PREPA	7117677844	5004100355087	NDWALANE BUYISILE ELIZA	HLA51H4 DWE	50	63,60	9,54	73,14
KZ436	HLABENI	4209218280	4506300419084	KHUBONI NCANE ANNA	PHB012040	50	63,60	9,54	73,14
KZ436	HLABENI	7158922224	7112120353087	MTHEMBU SYLVIA THEMBA	PHB012043	50	63,60	9,54	73,14
KZ436	HLABENI	4209215369	3611250223089	KHWELA MANTOMBI	PHB14H33	50	63,60	9,54	73,14

KZ436	HLABENI	4209219312	4707160339087	DLAMINI BACHITHILE FROR	PHB012044	50	63,60	9,54	73,14
KZ436	EMASAMENI	7052782641	4307210168089	MBANJWA N	PSM015034	50	63,60	9,54	73,14
KZ436	NKUMBA	7048334515	7712025962088	NXELE PHILANI	SSE010002	50	63,60	9,54	73,14
KZ436	AMAKUZA	7130086023	7002010810082	SABELA THENJIWE	PAU121H04A	50	63,60	9,54	73,14
KZ436	AMAKUZA	7130284776	7303041307084	SABELA DUMALILE	PAU122H07	50	63,60	9,54	73,14
KZ436	NKUMBA	4224680456	7502090633080	MIYA NOKUTHULA PRETTY	SSE010008	50	63,60	9,54	73,14
KZ436	AMAKUZA	7130086015	9307090505082	MNGUNI NTOMBIZONKE	PAU123H07	50	63,60	9,54	73,14
KZ436	QULASHE S1	4228180792	3312290259080	NYIDE NONINA	QSE1H15	50	63,60	9,54	73,14
KZ436	QULASHE S1	4228181717	9403173568087	NZIMANDE LUYANDA	QSE1H17	50	63,60	9,54	73,14
KZ436	HLABENI	4209214503	7805015935088	MBAMBO ENNOCK	PHB14H48	50	63,60	9,54	73,14
KZ436	HLABENI	4209214834	6812240300089	DLAMINI DESDERIA	PHB14H51	50	63,60	9,54	73,14
KZ436	ENKELEBANTWAN/	4202685493	1301010101013	MOLOI THEMBINKOSI	SSE003001	50	63,60	9,54	73,14
KZ436	HLABENI	4209214859	4107010268083	JAMA ZENZELE	PHB14H52	50	63,60	9,54	73,14
KZ436	MQATSHENI	1381073368	4906230267084	MSOMI MEMEZILE ANNATOI	PMT25H27 MQ	50	63,60	9,54	73,14
KZ436	QUMENI 1	1078848569	4505260373083	NZIMANDE HLAZIKAHLE	EQU03504	50	63,60	9,54	73,14
KZ436	ENKELEBANTWAN/	7113574441	7505020684081	DUMA IREN DUDUZILE	SEE050036	50	63,60	9,54	73,14
KZ436	HLANGANANI	4236908648	1301010101013	MTHEMBU CG	HLA201023 RP	50	63,60	9,54	73,14
KZ436	HLANGANANI	4244180529	6504140515086	NCAMA JABU	HLA20212	50	63,60	9,54	73,14
KZ436	NKWEZELE	37186036093	4307210286089	MTOLO KHUMBULENI M	SNK23H117	50	63,60	9,54	73,14
KZ436	BULWER LOW COS	4217605510	7003130855080	NGCOBO NTOMBIFUTHI	PBL1H16	50	63,60	9,54	73,14
KZ436	ENKELEBANTWAN/	4197862172	1301010101013	MTOLO O	E0456	50	63,60	9,54	73,14
KZ436	JUNCTION ELECTRI	7096448191	3002120408086	DLAMINI MARIA	JTN9H7	50	63,60	9,54	73,14
KZ436	QULASHE S1	4228185098	5405010891089	PHUNGULA FUNANI	QSE1H23	50	63,60	9,54	73,14
KZ436	HLANGANANI	7158748520	6604205338083	KHUBONI SUKANI WILBROA	HLA28H48	50	63,60	9,54	73,14
KZ436	HLANGANANI	7158723085	7911250323087	NZIMANDE ZIHLobile	HLA30H2	50	63,60	9,54	73,14
KZ436	HLANGANANI	7158747670	7911260938080	DLAMINI SINDISWA	HLA31H17	50	63,60	9,54	73,14
KZ436	HLANGANANI	7158775382	4503050205086	NZIMANDE NOMUZOLO	HLA31H18	50	63,60	9,54	73,14
KZ436	HLANGANANI	7158775382	4503050205086	NZIMANDE NOMUZOLO	HLA31H18	50	63,60	9,54	73,14
KZ436	HLANGANANI	7158782321	7209085977080	KHOBONE SIFISO	HLA31H21	50	63,60	9,54	73,14
KZ436	HLANGANANI	7158776000	8403260555089	JILI VUYISILE	HLA35H30	50	63,60	9,54	73,14
KZ436	HLANGANANI	7158775812	5310140722081	MBANJWA SEBENZANI WIN	HLA43H14	50	63,60	9,54	73,14
KZ436	HLANGANANI	7158771290	6008080662080	MBANJWA DUMILE ALVINA	HLA45H3	50	63,60	9,54	73,14
KZ436	HLANGANANI	7158720529	5209115395081	DLAMINI MFUNDISI KAIZER	HLA47H7	50	63,60	9,54	73,14
KZ436	QULASHE S1	37200363234	9302030812086	SHEZI NOXOLO	QSE5H51	50	63,60	9,54	73,14
KZ436	HLANGANANI	7158747100	5707190762083	NGUBO THENGANI CHRISTI	HLA52H1	50	63,60	9,54	73,14
KZ436	HLANGANANI	7158747050	5504120781089	LANGA LUNGELANI	HLA52H5	50	63,60	9,54	73,14
KZ436	HLANGANANI	7158776570	6007080573081	SHELEMBE MAKHOSAZANA	HLA52H18	50	63,60	9,54	73,14
KZ436	HLANGANANI	7158723176	4707170429084	SOSIBO SIZAKELE BONIFAC	HLA54H12	50	63,60	9,54	73,14
KZ436	HLANGANANI	7158720651	7907210801089	LANGA CYNTHIA	HLA55H8	50	63,60	9,54	73,14
KZ436	HLANGANANI	7147074608	7009220414084	LANGA THANDIWE ALBERT	HLA56H3	50	63,60	9,54	73,14
KZ436	HLANGANANI	7158682653	5710210490081	MBANJWA CATHERINA	HLA51H8	50	63,60	9,54	73,14
KZ436	HLANGANANI	7158777107	7712200508086	MTHEMBU ANDILE	HLA58H16	50	63,60	9,54	73,14
KZ436	HLANGANANI	7158682695	8001200194082	DLAMINI KHANYILE	HLA37H7	50	63,60	9,54	73,14
KZ436	HLANGANANI	7158775838	5007155469083	MBANJWA BHULABHULA	HLA43H21	50	63,60	9,54	73,14
KZ436	MQATSHENI	4204854048	5205030924088	MIYA BUSISIWE	PMT7H20	50	63,60	9,54	73,14
KZ436	HLANGANANI	7119237340	2611135113084	NDIMBOVU SANKENTSHANI	HLA19731	50	63,60	9,54	73,14
KZ436	NKUMBA	7119906746	8001121007082	ZONDO THEMBISILE	SSE8H100	50	63,60	9,54	73,14
KZ436	NOMANDLOVU	7088759712	7904020505083	MADIYA NOKWANDA RITTA	PSK4H2 SOKH	50	63,60	9,54	73,14
KZ436	MQATSHENI	7114413987	6801120879080	BENGU PHUMELELE	PMT7H28	50	63,60	9,54	73,14
KZ436	NKUMBA	4129617280	5711200935085	DLAMINI G	NK9H6	50	63,60	9,54	73,14
KZ436	HLANGANANI	7031840973	6002125826081	MKHIZE HYPOLITUS	HLA18725	50	63,60	9,54	73,14
KZ436	NKUMBA	7049859809	7309060560081	DLAMINI LAMULILE CAESEN	SSE015004	50	63,60	9,54	73,14
KZ436	HLANGANANI	7031828085	4901165274080	MAKHANYA SIMON	HLA19521	50	63,60	9,54	73,14
KZ436	AMAKUZA	37200363275	8905281170086	XOLO PHINDILE MAUREEN	PAU52H200	50	63,60	9,54	73,14
KZ436	MQATSHENI	4201069814	3901040293082	LUSWAZI NTOMBI	PMT8H12	50	63,60	9,54	73,14
KZ436	MQATSHENI	4204854386	4812200672081	MOLEFE MAKHESHE TRYIZ	PMT8H13	50	63,60	9,54	73,14
KZ436	HLANGANANI	4229933546	6902015784086	GAMEDE ERNEST	HLA205H41	50	63,60	9,54	73,14
KZ436	HLANGANANI	4237948635	6006025232085	ZITHA MAKHAYE	HLA21820	50	63,60	9,54	73,14
KZ436	NKWEZELE	4184162875	1301010101013	ZONDI FIKILE	NZ0086	50	63,60	9,54	73,14
KZ436	HLANGANANI	4236961605	4008100387082	BEKWA NOMAHELA	HLA20138	50	63,60	9,54	73,14
KZ436	PEVENSY	37198848501	5108060220080	SOSIBO CASLINA	PEV13006	50	63,60	9,54	73,14
KZ436	HLANGANANI	7043013205	4909215346089	MAKANYA ISAAC	HLA19519	50	63,60	9,54	73,14
KZ436	HLANGANANI	4246398558	6301260288085	CELE THULISILE EUGINIA	HLA19757	50	63,60	9,54	73,14
KZ436	ENKELEBANTWAN/	4213492202	6904280397081	BEELE THEMBILE MAUREEN	SSE11H179	50	63,60	9,54	73,14
KZ436	HLANGANANI	4236950038	5707050392088	ZULU BANQENGILE CREME	HLA210016	50	63,60	9,54	73,14
KZ436	HLANGANANI	7031840691	7110280594086	ZULU CLEMENCIA	HLA19648	50	63,60	9,54	73,14
KZ436	HLABENI	4202682599	5205210567087	NZIMANDE THOKOZILE	PHB52H11	50	63,60	9,54	73,14
KZ436	HLABENI	4209216755	6408130688087	SOSIBO ZIMEPHI	PHB52H14	50	63,60	9,54	73,14
KZ436	NKWEZELE	4128150788	1301010101013	DUMA KHETHIWE	NZ0362	50	63,60	9,54	73,14
KZ436	HLANGANANI	7031758506	6111110682084	SIKHAKHANE MBONGISENI	HLA19341	50	63,60	9,54	73,14
KZ436	NKWEZELE	7049865244	7007130311085	SOSIBO BANOTHILE ELINAF	SNK015028	50	63,60	9,54	73,14
KZ436	BULWER LOW COS	4217603069	7408270637083	DLAMINI NOMZAMO	PBL2 H19	50	63,60	9,54	73,14
KZ436	MQATSHENI	4204854022	6612040673085	MKHIZE THUTHURANI	PMT15H12	50	63,60	9,54	73,14
KZ436	MQATSHENI	22200452195	6612250451081	ZONDI VUYISILE	PMT15H14	50	63,60	9,54	73,14
KZ436	QULASHE S1	4228181931	9412015675083	MTOLO LINDELANI	QSE2H3	50	63,60	9,54	73,14
KZ436	NOMANDLOVU	7114578383	6404095242085	DLADLA SIHLANGU ANTON	PNM65H2	50	63,60	9,54	73,14
KZ436	HLANGANANI	7031759793	4602045357083	NGUBANE ZITHULELE	HLA19601	50	63,60	9,54	73,14
KZ436	MQATSHENI	4201067867	5810065341080	DUMA MHAWUKELWA EDM	PMT3H8	50	63,60	9,54	73,14
KZ436	AMAQADI NCWADI I	4237958691	5708250801084	MKHIZE THEMBELIHLE	NCW71H11	50	63,60	9,54	73,14
KZ436	HLANGANANI	4244392561	6601180356080	MIYA NOMUSA CONSTANCE	HLA201H305	50	63,60	9,54	73,14

KZ436	HLANGANANI	4244549608	9605310664088	NZIMANDE FISIWE	HLA197H504	50	63,60	9,54	73,14
KZ436	HLANGANANI	7119805591	6310200663083	ZULU LALAPHI MELINAH	HLA3H301	50	63,60	9,54	73,14
KZ436	HLANGANANI	7119805054	7505225382085	SHOZI ZOLANI	HLA13H303	50	63,60	9,54	73,14
KZ436	QULASHE S1	4228180594	6111015426082	SHEZI ZIBEKE	QSE6H8	50	63,60	9,54	73,14
KZ436	HLANGANANI	7117572243	7209115973083	NDLADLA BHEKUMUZI	HLA19624	50	63,60	9,54	73,14
KZ436	NKWEZELE	7047003483	6001135441089	MBANJWA THULANI	SNK096002	50	63,60	9,54	73,14
KZ436	HLANGANANI	7158757984	8307260624086	MDLADLA PROTASIA BONA	HLA197H505	50	63,60	9,54	73,14
KZ436	HLANGANANI	7031758662	5605240241084	MNCWABE SIBONGILE	HLA19311	50	63,60	9,54	73,14
KZ436	HLABENI	4227002773	4301235270067	MYEDE ZAKANCANE	PHB45H8	50	63,60	9,54	73,14
KZ436	NKWEZELE	4206892053	3201050288084	NDLANGISA NOMUSA	ENZ02809	50	63,60	9,54	73,14
KZ436	NKWEZELE	7044510928	1301010101013	HLOPHE GLORIA	NZ0219	50	63,60	9,54	73,14
KZ436	QULASHE S1	4228181899	5006030287082	MAYISELA ZABANGILE	QSE6H14	50	63,60	9,54	73,14
KZ436	HLABENI	4209223587	6806090298088	NSIMBI THULELENI	PHB015007	50	63,60	9,54	73,14
KZ436	AMAKUZA	4225001496	7003130809087	ZONDI MAVIS QONDEKILE	PAU7H2	50	63,60	9,54	73,14
KZ436	UNDERBERG	4230348775	9008225464084	SHEZI SYDNEY MHLENGI	UNB25H54	50	63,60	9,54	73,14
KZ436	HLABENI	4209222928	7911010507086	ZACA KHONZENI	PHB015009	50	63,60	9,54	73,14
KZ436	HLABENI	4209222084	7104050347080	SOSIBO NONHLANHLA	PHB015010	50	63,60	9,54	73,14
KZ436	AMAKUZA	4224993925	8209046418082	MSOMI NHLANHLA	PAU7H6	50	63,60	9,54	73,14
KZ436	HLABENI	4209222902	4511130508080	ZUMA FLORA	PHB015012	50	63,60	9,54	73,14
KZ436	CREIGHTON PREP#	7117677901	6906101518084	MBANJWA THANDI HAMBEL	HLA51H2 DWE	50	63,60	9,54	73,14
KZ436	MKHOHLWA MACAE	4226451377	8210121150087	NZIMANDE ZAMAGWABA	MKH005012	50	63,60	9,54	73,14
KZ436	QULASHE S1	4228187243	7209130687080	MTOLO NONDUMISO AGNE	QSE5H2	50	63,60	9,54	73,14
KZ436	QULASHE S1	4228187243	7209130687080	MTOLO NONDUMISO AGNE	QSE5H2	50	63,60	9,54	73,14
KZ436	AMAKUZA	4225001488	5003045265088	SOSIBO MANXOLO BERNAR	PAU7H11	50	63,60	9,54	73,14
KZ436	UNDERBERG	37196842902	5402210266088	XABA NTOMBIYOMHLABA	UNB25022	50	63,60	9,54	73,14
KZ436	MKHOHLWA MACAE	7115640869	8210121150087	NZIMANDE ZAMAGWABA	MKH005014	50	63,60	9,54	73,14
KZ436	HLABENI	37198848477	8303120875083	MDLADLA NOSIPHO CYNTH	PHB015019	50	63,60	9,54	73,14
KZ436	QULASHE S1	4228181956	7201031205088	MTOLO PHUMLILE	QSE2H8	50	63,60	9,54	73,14
KZ436	AMAQADI NCWADI I	4194926426	2004085142081	GUMEDE MTHIDIANE	NCW25005	50	63,60	9,54	73,14
KZ436	HLABENI	4209222878	5310075356087	MKHWANAZI MFANISWA	PHB015020	50	63,60	9,54	73,14
KZ436	AMAKUZA	4224946253	7510120200085	MNGUNI NTOMBENHLE MAI	PAU34H8	50	63,60	9,54	73,14
KZ436	HLABENI	4209222886	3701011911088	PHOSWA NTOMBO	PHB015021	50	63,60	9,54	73,14
KZ436	HLABENI	4209222811	3701011911088	PHOSWA NTOMBO	PHB015022	50	63,60	9,54	73,14
KZ436	QULASHE S1	4246386827	6502050331080	DLAMINI KHALAZA	QSE6H16	50	63,60	9,54	73,14
KZ436	HLANGANANI	4185865179	3811300213086	DLAMINI CHRISTINA	HLA19220	50	63,60	9,54	73,14
KZ436	AMAKUZA	4225019993	6910125505085	MNGUNI LINDOKUHLE PRIN	PAU34H9	50	63,60	9,54	73,14
KZ436	NKWEZELE	4184161166	6003270444084	MTAKA DUMAZILE ELIZABE	SNK016031	50	63,60	9,54	73,14
KZ436	AMAKUZA	7158923644	6807220907085	SHEZI ANNASTASIA NCAMI	PAU46H18	50	63,60	9,54	73,14
KZ436	AMAKUZA	4225026139	5806075803085	DLAMINI KHIPHELAKHE JOE	PAU46H16	50	63,60	9,54	73,14
KZ436	ENKELEBANTWAN#	1081790212	1301010101013	DLADLA C	E0213	50	63,60	9,54	73,14
KZ436	BULWER LOW COS	4217446105	7406140971088	ZACA NORA	PBL3H29	50	63,60	9,54	73,14
KZ436	MQATSHENI	4204852299	5909031013086	MAJOZI BUSISIWE	PMT18H8	50	63,60	9,54	73,14
KZ436	HLANGANANI	1079291702	7412160671087	ZULU GRACE NOKWANDA	HLA10014	50	63,60	9,54	73,14
KZ436	HLANGANANI	4245254596	6209080563084	MBANJWA ELIZABETH	HLA19107	50	63,60	9,54	73,14
KZ436	AMAKUZA	4225020538	6906240620080	DLAMINI ZANELE MILDRED	PAU53H17	50	63,60	9,54	73,14
KZ436	HLABENI	4209223959	6403210692083	DLAMINI ELIANORA	PHB015034	50	63,60	9,54	73,14
KZ436	MQATSHENI	4230185367	7609150365089	NDLOVU BONISIWE	PMT35H1 MQA	50	63,60	9,54	73,14
KZ436	HLABENI	4209220104	4102205461080	DLAMINI GCINUMUZI	PHB016001	50	63,60	9,54	73,14
KZ436	AMAKUZA	4225028994	2711120226089	KHANYILE MALOKI	PAU53H18	50	63,60	9,54	73,14
KZ436	HLABENI	7167076574	7812250558088	MBANJWA THEMBEKA CHIS	PHB016003	50	63,60	9,54	73,14
KZ436	QULASHE S1	37198869424	4212190254083	MTOLO NGENZENI	QSE6H17	50	63,60	9,54	73,14
KZ436	MQATSHENI	4201072602	7501215976085	NGCOBO MAGENUGENU	PMT19H3	50	63,60	9,54	73,14
KZ436	HLABENI	4209254475	5601250569084	MIYA BUSISIWE	PHB016011	50	63,60	9,54	73,14
KZ436	HLABENI	4209254475	5601250569084	MIYA BUSISIWE	PHB016011	50	63,60	9,54	73,14
KZ436	AMAKUZA	4225025974	6009250243081	SOSIBO ALBERTINA NOMI	PAU56H5	50	63,60	9,54	73,14
KZ436	HLABENI	4209224700	4005200237084	DLAMINI ZITHOBILE	PHB017002	50	63,60	9,54	73,14
KZ436	MQATSHENI	4204854881	6207480679081	MSOMI NENSILE	PMT19H11	50	63,60	9,54	73,14
KZ436	UNDERBERG	7031777332	6210195707087	MDLADLA JEFFERY	UNB25086	50	63,60	9,54	73,14
KZ436	AMAKUZA	4225018540	8705086092083	NTSHAPHA SHOKWAKHE	PAU56H6	50	63,60	9,54	73,14
KZ436	HLABENI	4209224759	8008100326086	ZONDI IGNATIA	PHB017006	50	63,60	9,54	73,14
KZ436	QULASHE S1	4228192383	6604200735085	NZIMANDE DELIWE	QSE2H14	50	63,60	9,54	73,14
KZ436	HLABENI	37202714244	8002135473088	KHANYILE ZANOXOLO E	PHB10H110	50	63,60	9,54	73,14
KZ436	HLABENI	37202712834	6312025324081	NALA MQOYI F	PHB10H118	50	63,60	9,54	73,14
KZ436	QULASHE S1	4228181519	8706281290084	ZUMA MAETU	QSE2H15	50	63,60	9,54	73,14
KZ436	HLANGANANI	1076300118	4509020305088	MAKHANYA NCANYANA	HLA20156	50	63,60	9,54	73,14
KZ436	HLABENI	37202768091	9401100801084	DLAMINI ZETHU	PHB12H50	50	63,60	9,54	73,14
KZ436	HLABENI	37201574144	7601140992080	NALA BANCAMILE W	PHB10H125	50	63,60	9,54	73,14
KZ436	HLANGANANI	7058197240	7401215848089	MTHEMBU MLONGI	HLA19855	50	63,60	9,54	73,14
KZ436	AMAKUZA	4224999880	8303240918086	PHUNGULA BALUNGILE EL	PAU56H17	50	63,60	9,54	73,14
KZ436	QULASHE S1	4228192409	6306200735087	MTOLO NOMONA	QSE2H16	50	63,60	9,54	73,14
KZ436	HLABENI	4209222589	4705240435081	HELENGWA MANTULI	PHB018008	50	63,60	9,54	73,14
KZ436	HLANGANANI	4236765519	5807126033086	KHATSHANA BASHABANA	HLA20528	50	63,60	9,54	73,14
KZ436	BULWER LOW COS	4217692286	6312251630086	MCHUNU NOMAKHISIMUSI	PBL4H16	50	63,60	9,54	73,14
KZ436	STEPMORE	4197860069	8611195933086	MKHIZE PATRICK SIZWE	SMR007001 ST	50	63,60	9,54	73,14
KZ436	HLABENI	4202738862	5407100893082	MNGUNI MEDRINA PHUMZIL	PHB10H34	50	63,60	9,54	73,14
KZ436	HLANGANANI	7031341303	4702260425084	MADUNA NOMPUKU	HLA19826	50	63,60	9,54	73,14
KZ436	MQATSHENI	7146375378	7003110551089	HLANGU THOLAKELE	PMT21H7	50	63,60	9,54	73,14
KZ436	QULASHE S1	37197846688	7206075487088	DLAMINI ELLIAS	QSE2H17	50	63,60	9,54	73,14
KZ436	HLABENI	4209254442	7006060665080	MBANJWA KHULUMILE	PHB019008	50	63,60	9,54	73,14
KZ436	AMAKUZA	37200254052	4710140193087	MBEJE BAVIKILE AGNES	PAU60H7	50	63,60	9,54	73,14

KZ436	AMAKUZA	7130308567	8201075448080	MTHEMBU PHILANI	PAU115H08 KII	50	63,60	9,54	73,14
KZ436	MQATSHENI	4201070259	7806160213081	MIYA NOLWAZI	PMT21H18	50	63,60	9,54	73,14
KZ436	AMAKUZA	7132479846	7709040484080	NZIMANDE MAKHOSAZANA	PAU117H09	50	63,60	9,54	73,14
KZ436	AMAKUZA	7132479978	8906036011088	NZIMANDE SITHEMBISO	PAU117H14	50	63,60	9,54	73,14
KZ436	BULWER LOW COS	4217692419	8308260835086	PHUNGULA LONDIWE	PBL4H31	50	63,60	9,54	73,14
KZ436	HLABENI	4209223793	4201210202081	NGCOBO NCINZIWE	PHB019014	50	63,60	9,54	73,14
KZ436	AMAKUZA	7130085900	6301051135081	MKHIZE THUTHUKILE	PAU118H09	50	63,60	9,54	73,14
KZ436	MQATSHENI	4204854626	8010110851087	MKIZE ROSEMARY	PMT22H3	50	63,60	9,54	73,14
KZ436	HLABENI	4209222985	5205170761084	DLAMINI SEBENZILE	PHB019017	50	63,60	9,54	73,14
KZ436	AMAKUZA	7132489746	5704240782088	MBANJWA DUDUZILE	PAU119H04	50	63,60	9,54	73,14
KZ436	HLABENI	4209222993	4105085143082	MDLANGATHI NTULIZEZWE	PHB019019	50	63,60	9,54	73,14
KZ436	HLANGANANI	4127894832	5904085467080	GAMEDE VITALIS	HLA20157	50	63,60	9,54	73,14
KZ436	AMAKUZA	7132489670	7505200401082	NTSINDANE KWEI	PAU120H09	50	63,60	9,54	73,14
KZ436	AMAKUZA	7132489696	5609130391082	SHEZI TULE	PAU120H10	50	63,60	9,54	73,14
KZ436	AMAKUZA	7132489712	7505170888086	SHEZI NTOMBIZONKE	PAU120H11	50	63,60	9,54	73,14
KZ436	AMAKUZA	4224942146	3007210200087	MIYA THOLWAPI	PAU60H12	50	63,60	9,54	73,14
KZ436	HLANGANANI	4236954535	3912060087080	XABA BEATRICE	HLA19720	50	63,60	9,54	73,14
KZ436	ENKELEBANTWAN/	1081729731	1301010101013	KHUBONI B	E0194	50	63,60	9,54	73,14
KZ436	AMAKUZA	7130085983	4501170473089	SABELA NOKWENZANI	PAU120H16	50	63,60	9,54	73,14
KZ436	AMAKUZA	7130312544	6008240440088	SABELA ZONDEKILE	PAU120H17	50	63,60	9,54	73,14
KZ436	AMAKUZA	7130086072	6506080510084	SABELA KHUMBULENI	PAU121H05	50	63,60	9,54	73,14
KZ436	AMAKUZA	4225000043	5604150789083	MNYOSI NGENZENI GENER	PAU60H16	50	63,60	9,54	73,14
KZ436	AMAKUZA	7130284784	6712180390084	KWASABELA BAWINILE	PAU122H08	50	63,60	9,54	73,14
KZ436	MQATSHENI	4239661368	8503210857087	CHAQWE AUDREW	PMT23H6	50	63,60	9,54	73,14
KZ436	SIZANENJANA KWA	4237612017	6808315333088	MADLEKA DUMISANI	SIZ1H1	50	63,60	9,54	73,14
KZ436	NKWEZELE	7048333996	8406166364084	DLAMINI DUMISANI E	SNK024205	50	63,60	9,54	73,14
KZ436	QULASHE S1	4228192029	6908150638086	MKHIZE THEMBI	QSE2H24	50	63,60	9,54	73,14
KZ436	SIZANENJANA KWA	4246386298	4705020537080	KHENZA PHINDELENI EPHI	SIZ1H7	50	63,60	9,54	73,14
KZ436	SIZANENJANA KWA	4237612033	4001150375081	KHENISA BALUNGILE EMME	SIZ1H10	50	63,60	9,54	73,14
KZ436	SIZANENJANA KWA	4237597929	6409120522088	DLAMINI MARGARET ZANEL	SIZ1H11	50	63,60	9,54	73,14
KZ436	SIZANENJANA KWA	4237612041	5207090765088	KHENISA ZIBUYILE ANNATC	SIZ1H12	50	63,60	9,54	73,14
KZ436	HLANGANANI	7062055343	5503096825082	ZULU BAGCINILE	HLA19337	50	63,60	9,54	73,14
KZ436	MQATSHENI	4242625269	5708235628081	MSOMI ROMANUS	PMT24H4	50	63,60	9,54	73,14
KZ436	ENKELEBANTWAN/	1081724815	1301010101013	NSIMBI V	E0167	50	63,60	9,54	73,14
KZ436	MQATSHENI	4201072164	6708025503089	MJWARA BONGANI	PMT24H5	50	63,60	9,54	73,14
KZ436	HLANGANANI	4190205445	4601170480082	MIYA SEBENZANI	HLA20131	50	63,60	9,54	73,14
KZ436	SIZANENJANA KWA	4237612066	6106100759082	DLAMINI KHETHENI BEATRI	SIZ1H15	50	63,60	9,54	73,14
KZ436	SIZANENJANA KWA	4237588019	3605070281087	KHANISA BAJABISE GIRLIE	SIZ1H16	50	63,60	9,54	73,14
KZ436	SIZANENJANA KWA	4237606936	6512055418089	KHENISA RICHARD MTHOKI	SIZ1H17	50	63,60	9,54	73,14
KZ436	SIZANENJANA KWA	4237606969	6408115718081	NGUBANE MLINDELWA	SIZ1H19	50	63,60	9,54	73,14
KZ436	NKWEZELE	7049865681	6712300305087	MBANDLWA SINDISIWE BEA	SNK21H57	50	63,60	9,54	73,14
KZ436	HLANGANANI	7118616726	5610145369089	CHIYA MDUDUZI	HLA20513	50	63,60	9,54	73,14
KZ436	HLANGANANI	7031760593	7912220279086	MEMELA SYLVIA	HLA19314	50	63,60	9,54	73,14
KZ436	MQATSHENI	4201068881	7202060677080	MBINGWA BONAKELE	PMT25H6	50	63,60	9,54	73,14
KZ436	HLANGANANI	4254608336	6808080874084	MBONGWA DELI	PMT25H7	50	63,60	9,54	73,14
KZ436	HLANGANANI	7031842011	5207060232085	BHENGU FISANI	HLA18712	50	63,60	9,54	73,14
KZ436	HLANGANANI	4236969384	8010285366085	ZULU DERICK	HLA20726	50	63,60	9,54	73,14
KZ436	SIZANENJANA KWA	4237576857	6209060830081	TENZA NOKUTHULA CATHE	SIZ4H11	50	63,60	9,54	73,14
KZ436	MQATSHENI	37200278788	8210115623081	HLONGWANE NHLANHLA	PMT25H10	50	63,60	9,54	73,14
KZ436	SIZANENJANA KWA	4237611803	7212155458080	TENZA VITALIS BHEKEKHA	SIZ4H13	50	63,60	9,54	73,14
KZ436	HLANGANANI	7031842193	3103255160086	MTOLO ZONDI	HLA19842	50	63,60	9,54	73,14
KZ436	HLANGANANI	7115634292	4308110334086	MSIYA QANA	HLA20147	50	63,60	9,54	73,14
KZ436	MQATSHENI	4201025477	4105185383083	MADIBE MSHIWA	PMT25H16	50	63,60	9,54	73,14
KZ436	HLABENI	4209217951	7301220391085	DLANGISA BONGEKILE BEA	PHB032022	50	63,60	9,54	73,14
KZ436	HLABENI	4211538568	5308000767082	DLAMINI NTOMBITHINI	PHB51H15	50	63,60	9,54	73,14
KZ436	HLABENI	4229936309	7805225728083	GAMBU MOSES SIZWE	PHB36H33	50	63,60	9,54	73,14
KZ436	UNDERBERG	7031774677	5404130628083	MJWARA MANTSALI	UNB26084	50	63,60	9,54	73,14
KZ436	SIZANENJANA KWA	4237603610	4305095458088	NDLOVU NTSHENTSHEZI AI	SIZ5H11	50	63,60	9,54	73,14
KZ436	HLANGANANI	4236908234	6205260851083	NGCOBONI NONTUTHUZEL	HLA19119	50	63,60	9,54	73,14
KZ436	HLANGANANI	7134615777	7405045423088	MADUNA VINCENT	HLA19823	50	63,60	9,54	73,14
KZ436	NKWEZELE	4228179901	5212060817083	SITHOLE JANE THOKOZILE	SNK7H31	50	63,60	9,54	73,14
KZ436	HLANGANANI	7146379404	5301145475080	NKABANE MISHAKA	HLA19205	50	63,60	9,54	73,14
KZ436	UNDERBERG	37186043131	6808135859081	NDLOVU JOHNSON	UNB25035	50	63,60	9,54	73,14
KZ436	HLANGANANI	7158748181	6406040396080	MBANJWA NOZAMANI MARI	HLA49H5	50	63,60	9,54	73,14
KZ436	SIZANENJANA KWA	4237607025	4312035269088	MEMELA SHOMOZI GREYTL	SIZ6H3	50	63,60	9,54	73,14
KZ436	UNDERBERG	4246394870	6811110927088	NDLOVU N	UNB26077	50	63,60	9,54	73,14
KZ436	SIZANENJANA KWA	4237607033	6605015751084	NDLOVU BHEKUMUZI CYPR	SIZ6H4	50	63,60	9,54	73,14
KZ436	SIZANENJANA KWA	4237607017	5506175539080	ZONDO MANDLENKOSI RICCI	SIZ6H6	50	63,60	9,54	73,14
KZ436	SIZANENJANA KWA	4237611829	5911245755080	MNCWABE BONGANI MTHO	SIZ6H7	50	63,60	9,54	73,14
KZ436	HLANGANANI	7031759785	6611060578083	MZIMANDE NNANTOMBI	HLA19654	50	63,60	9,54	73,14
KZ436	HLANGANANI	37204504635	6706030357087	MDADLA ZILUNGILE RITA	HLA18719	50	63,60	9,54	73,14
KZ436	HLANGANANI	1077072757	1301010101013	SHOZI STITOH	HLA13024	50	63,60	9,54	73,14
KZ436	SIZANENJANA KWA	4237603917	6302265319081	KHATHI KUFAKWEZWE MIC	SIZ7H4	50	63,60	9,54	73,14
KZ436	SIZANENJANA KWA	4237611951	7607010944085	MAZIBUKO MIMIZA DOROTI	SIZ7H5	50	63,60	9,54	73,14
KZ436	HLANGANANI	7158747571	5610150875087	DLUNGWANA ZANDILE MAF	HLA23H1	50	63,60	9,54	73,14
KZ436	SIZANENJANA KWA	4237599867	7112121082081	MADIBA NAKENI LUCRECIA	SIZ7H6	50	63,60	9,54	73,14
KZ436	HLANGANANI	7158731146	5506160250081	NZIMANDE LINDELEZI	HLA23H6	50	63,60	9,54	73,14
KZ436	NKUMBA	7119906787	7405010514085	MTOLO THOLAKELE	SN06H100	50	63,60	9,54	73,14
KZ436	MQATSHENI	4201069509	7407060541083	BHENGU NSIZWENYE	PMT28H21	50	63,60	9,54	73,14
KZ436	HLANGANANI	7158775283	5402090742084	DLUNGWANE TIBHI DESOLI	HLA23H15	50	63,60	9,54	73,14

KZ436	HLANGANANI	7031829414	6310100334082	GAMEDE BHEKISEPHI	HLA19861	50	63,60	9,54	73,14
KZ436	STPEMORE	4201077502	2910045135082	NDLELA SHILO	SMR19006	100	127,20	19,08	146,28
KZ436	HLANGANANI	7158731054	8106215719086	DLUNGWANE COMRAD	HLA23H28	50	63,60	9,54	73,14
KZ436	HLANGANANI	7158747449	8510102033081	DLAMINI MERCY	HLA23H33	50	63,60	9,54	73,14
KZ436	HLANGANANI	7158775846	5201150410081	MBANJWA HENRY	HLA23H34	50	63,60	9,54	73,14
KZ436	HLANGANANI	7158730643	9109271389082	DLAMINI MICHEAL	HLA23H36	50	63,60	9,54	73,14
KZ436	HLANGANANI	7158747241	6807040552087	KUBONI NELISIWE ALEXIA	HLA23H40	50	63,60	9,54	73,14
KZ436	HLANGANANI	7158747530	5409305694083	DLUNGWANA MBUZESI WIL	HLA23H41	50	63,60	9,54	73,14
KZ436	SIZANENJANA KWA	4237956398	6012255685082	SOKHELA VINCENT BHEKIT	SIZ8H9	50	63,60	9,54	73,14
KZ436	HLANGANANI	7158777677	7901160737088	MADUNA VENANTIA SIMAN	HLA25H5	50	63,60	9,54	73,14
KZ436	HLANGANANI	7158777636	9104261320080	MNCWAMBE SLETHIWE JET	HLA25H6	50	63,60	9,54	73,14
KZ436	HLANGANANI	7158776125	8912181199082	MNDALI THOKOZILE REJOIC	HLA25H7	50	63,60	9,54	73,14
KZ436	SIZANENJANA KWA	4237599438	4111160250081	RADEBE HLUPHEKILE BADI	SIZ9H2	50	63,60	9,54	73,14
KZ436	HLANGANANI	7158777651	7506140951087	DLAMINI ELIZABETH NTOME	HLA25H12	50	63,60	9,54	73,14
KZ436	HLANGANANI	7158776158	8203256147085	DLUNGWANE MTHANDENI	HLA25H13	50	63,60	9,54	73,14
KZ436	HLANGANANI	7158777719	8404245544081	DLAMINI SIBUSISO	HLA25H15	50	63,60	9,54	73,14
KZ436	SIZANENJANA KWA	4237601291	9112191040082	NDABA KHULULIWE	SIZ9H3	50	63,60	9,54	73,14
KZ436	HLANGANANI	7158746441	8804201043087	ZULU NONSIKELELO EUNIC	HLA26H2	50	63,60	9,54	73,14
KZ436	HLANGANANI	7158746490	6609250510080	LANGA FISANI	HLA26H4	50	63,60	9,54	73,14
KZ436	HLANGANANI	7158746508	7303295533088	MTHEMBU JABULANI ERICK	HLA26H5	50	63,60	9,54	73,14
KZ436	HLANGANANI	7158746474	3808015299087	DLUNGWANE SIGUJANA	HLA26H8	50	63,60	9,54	73,14
KZ436	HLANGANANI	7158748421	4809265609081	SOSIBO BABYI ALEX	HLA26H13	50	63,60	9,54	73,14
KZ436	HLANGANANI	7158746433	7012225357084	MTHEMBU HORITIUS SANEI	HLA26H19	50	63,60	9,54	73,14
KZ436	HLANGANANI	7031841393	5801095292088	MNGXATI MZIBANI	HLA19816	50	63,60	9,54	73,14
KZ436	NKUMBA	7119906951	8806150553081	DLAMINI PRECIOUS PHUME	SN8H100	50	63,60	9,54	73,14
KZ436	CREIGHTON PREPA	4236776383	8606011487085	MNGUNI NTOMBIZONKE	HLA29H2	50	63,60	9,54	73,14
KZ436	HLANGANANI	7158777065	7611025628089	GAMEDE ZILINDE RAFAEL	HLA27H4	50	63,60	9,54	73,14
KZ436	HLANGANANI	7158777032	7904220888081	ZONDI BENGAZI HOMISTAH	HLA27H7	50	63,60	9,54	73,14
KZ436	HLANGANANI	7158777073	8701060737082	NZIMANDE FISIWE GRACIA	HLA27H8	50	63,60	9,54	73,14
KZ436	SIZANENJANA KWA	4237606951	6502190452085	MAKHAYE BENGAZI SYLVIN	SIZ9H9	50	63,60	9,54	73,14
KZ436	HLANGANANI	7158777081	8801220761087	NDWALANE ZINHLE CYNTH	HLA27H13	50	63,60	9,54	73,14
KZ436	HLANGANANI	7158777099	7602150351084	GAMEDE KHETHIWE EUNIC	HLA27H14	50	63,60	9,54	73,14
KZ436	HLANGANANI	7158775952	8402250784089	NDANGISA THANDEKA	HLA27H20	50	63,60	9,54	73,14
KZ436	TARVALY S1	7107356342	5403190696089	KHUBONE KHOLISILE	PTVY2H54	50	63,60	9,54	73,14
KZ436	HLANGANANI	7031841112	5307085426082	NGUBO MBOKODO	HLA19226	50	63,60	9,54	73,14
KZ436	MQATSHENI	4228179216	4010205436087	JAMA ALBERT	PMT9H10	50	63,60	9,54	73,14
KZ436	HLANGANANI	22200437832	4902155377081	MBANJWA MTITINYWA	HLA28H4	50	63,60	9,54	73,14
KZ436	HLANGANANI	7158748561	5206250492087	DLAMINI BAZIMI THOLAKELI	HLA28H10	50	63,60	9,54	73,14
KZ436	HLANGANANI	7158748595	5001045252080	DLAMINI KUFAKWEZE	HLA28H11	50	63,60	9,54	73,14
KZ436	HLANGANANI	7158776752	5807165862080	DLAMINI KHANYSANI BERN	HLA28H12	50	63,60	9,54	73,14
KZ436	SIZANENJANA KWA	4237599305	6211090833085	NDABA NOMSA ANNA	SIZ9H17	50	63,60	9,54	73,14
KZ436	SIZANENJANA KWA	4237599271	4711210486088	DLAMINI BUSISIWE DORIS	SIZ9H18	50	63,60	9,54	73,14
KZ436	MQATSHENI	4204852257	8709016209080	BENGU SIPHESIHLE COSM	PMT30H3	50	63,60	9,54	73,14
KZ436	HLANGANANI	7158776802	5506010608082	MBANJWA BENZELENI THE	HLA28H24	50	63,60	9,54	73,14
KZ436	HLANGANANI	7158775911	8802131090087	MBANJWA ZUZIWE PRECIO	HLA28H28	50	63,60	9,54	73,14
KZ436	MQATSHENI	4204852182	5101011636082	MNCWABE ALLSIA VIRGIN	PMT30H5	50	63,60	9,54	73,14
KZ436	HLANGANANI	7158776992	6505255973085	KHUBONE MLANDELI SIXTU	HLA28H31	50	63,60	9,54	73,14
KZ436	HLANGANANI	7158776950	8902165681080	MBANJWA MZOXOLO AUBR	HLA28H32	50	63,60	9,54	73,14
KZ436	HLANGANANI	7158776943	8012252440083	DLAMINI SYLVIA KWENZEKI	HLA28H33	50	63,60	9,54	73,14
KZ436	MQATSHENI	4204852232	7206066146081	MAJOZI JONHSON SIBUSISO	PMT30H6	50	63,60	9,54	73,14
KZ436	HLANGANANI	7146948687	5808250299089	GCABA THOLAKELE	HLA28H36	50	63,60	9,54	73,14
KZ436	HLANGANANI	7158776927	5408270670086	MBANJWA PATRICIA VANAC	HLA28H37	50	63,60	9,54	73,14
KZ436	HLANGANANI	7158747506	6605080369085	MNGUNI NGENGENI FLORIN	HLA28H39	50	63,60	9,54	73,14
KZ436	HLANGANANI	7158723093	4903155318083	MTHEMBU MATHETHI	HLA30H3	50	63,60	9,54	73,14
KZ436	HLANGANANI	7158747316	7408081812081	TSHIZA BONISIWE	HLA30H4	50	63,60	9,54	73,14
KZ436	HLANGANANI	7158747316	7408081812081	TSHIZA BONISIWE	HLA30H4	50	63,60	9,54	73,14
KZ436	HLANGANANI	7158781877	5605405372081	NZIMANDE BONGINKOSI	HLA30H5	50	63,60	9,54	73,14
KZ436	HLANGANANI	7040193513	1301010101013	CELE J	HLA198032B R	50	63,60	9,54	73,14
KZ436	HLANGANANI	7158744800	7904230531085	NZIMANDE XOLISHE	HLA30H6	50	63,60	9,54	73,14
KZ436	HLANGANANI	7158723101	8704131230087	NZIMANDE ZIBUYILE	HLA30H10	50	63,60	9,54	73,14
KZ436	UNDERBERG	7034777316	6304090345083	SHEZI BUKANI	UNB25056	50	63,60	9,54	73,14
KZ436	SIZANENJANA KWA	4237603909	9309216530085	NGCOBO PHILANI REFUGE	SIZ9H24	50	63,60	9,54	73,14
KZ436	HLANGANANI	7158744818	8703200509082	SQSIBO ZIBUYILI	HLA30H19	50	63,60	9,54	73,14
KZ436	SIZANENJANA KWA	4237604014	4901075317086	NDABA MBUSENI PETROSE	SIZ9H29	50	63,60	9,54	73,14
KZ436	SIZANENJANA KWA	4237604006	6711110299084	NDABA BAQHOSHILE ANGE	SIZ9H30	50	63,60	9,54	73,14
KZ436	AMAKUZA	37201800085	5411160432088	BUYISIWE DLAMINI	PAU129H21	50	63,60	9,54	73,14
KZ436	AMAKUZA	37201799758	6205130458085	BONGIWE JILI	PAU129H27	50	63,60	9,54	73,14
KZ436	AMAKUZA	37201799709	4301150147088	QGINU MAZEDALA	PAU129H29	50	63,60	9,54	73,14
KZ436	AMAKUZA	37201799725	6102010651089	KHOLISILE SHOBA	PAU129H30	50	63,60	9,54	73,14
KZ436	AMAKUZA	4203522000	6411190385081	NGCOBO NOMASANI	PMT30H14	50	63,60	9,54	73,14
KZ436	SIZANENJANA KWA	4237603875	7812020960085	MTHEMBU NYOMBIKAYISE I	SIZ9H31	50	63,60	9,54	73,14
KZ436	HLANGANANI	7158775424	8207071360088	KHUBONE THOKOZANI PRL	HLA31H4	50	63,60	9,54	73,14
KZ436	HLANGANANI	7158781794	9005151100088	MNGUNI NOKUTHULA	HLA31H5	50	63,60	9,54	73,14
KZ436	HLANGANANI	7158781745	7612280950085	DLAMINI HOMISTA DIDEKILE	HLA31H6	50	63,60	9,54	73,14
KZ436	SIZANENJANA KWA	4237970662	6309030933088	GEBASHE NONDUMISO ZEF	SIZ9H35	50	63,60	9,54	73,14
KZ436	HLANGANANI	7158782305	5202055757089	KHUBANI SIPHO EUNUS	HLA31H10	50	63,60	9,54	73,14
KZ436	HLANGANANI	7158746557	8111281090081	DLAMINI XOLISILE AGNES	HLA31H12	50	63,60	9,54	73,14
KZ436	HLANGANANI	22200456287	8111281090081	DLAMINI XOLISILE AGNES	HLA31H12	50	63,60	9,54	73,14
KZ436	HLANGANANI	7158781752	8207271606082	MTOLO QONDEKILE	HLA31H13	50	63,60	9,54	73,14
KZ436	HLANGANANI	7158781828	8706175309081	DLAMINI ZAMMALETHU	HLA31H15	50	63,60	9,54	73,14

KZ436	SIZANENJANA KWA	4237970670	6906240494080	ZONDO THOLWENI FLOREN	SIZ9H36	50	63,60	9,54	73,14
KZ436	HLANGANANI	4236908218	6105015358089	DLAMINI SIPHIWE	HLA19109	50	63,60	9,54	73,14
KZ436	HLANGANANI	7158748504	7403201001087	DUMISA NONCEMA	HLA31H23	50	63,60	9,54	73,14
KZ436	HLANGANANI	7158746565	7308090522087	NZIMANDE ZITHOBILE	HLA31H24	50	63,60	9,54	73,14
KZ436	HLANGANANI	4236908085	2307080145086	MBELE TOPATRICIA	HLA19113	50	63,60	9,54	73,14
KZ436	HLANGANANI	7158775440	9302108031080	NZIMANDE NOSIHLE ROSEN	HLA31H29	50	63,60	9,54	73,14
KZ436	HLANGANANI	4190209587	7008160338089	MSIYA LINDIWE	HLA20518	50	63,60	9,54	73,14
KZ436	HLANGANANI	7158782255	8506091202083	KHWELA BONGIWE	HLA31H36	50	63,60	9,54	73,14
KZ436	HLANGANANI	7158723234	8712240742082	DLANGISA THENJIWE	HLA31H38	50	63,60	9,54	73,14
KZ436	HLANGANANI	7158775655	5804200287084	ZONDI SITEMBISO GRACE	HLA32H1	50	63,60	9,54	73,14
KZ436	HLANGANANI	7158746524	6106150743085	KHUBONE FIKLEPHI MILDF	HLA32H2	50	63,60	9,54	73,14
KZ436	HLANGANANI	7158776448	6204040448088	KHUBONE ANNA MARIA	HLA32H3	50	63,60	9,54	73,14
KZ436	HLANGANANI	7158776489	5306150439087	DLAMININI FNMELLA	HLA32H4	50	63,60	9,54	73,14
KZ436	HLANGANANI	4245256799	6508280446085	GAMEDE MILDREDISI ZIMBI	HLA198H315 D	50	63,60	9,54	73,14
KZ436	HLANGANANI	7158747779	8307061212081	DLAMINI ZANELE	HLA32H12	50	63,60	9,54	73,14
KZ436	HLANGANANI	4244394807	9309225551080	MOSELEKU SINQOBILE PET	HLA198H305	50	63,60	9,54	73,14
KZ436	SIZANENJANA KWA	4237613239	7505030422084	MKHIZE CABANGILE	SIZ10H3	50	63,60	9,54	73,14
KZ436	MQATSHENI	4204854477	4806070652082	KHALIBI MAKATSO	PMT31H11	50	63,60	9,54	73,14
KZ436	HLANGANANI	7158775705	7005140333081	KHUBONE ZANDILE	HLA32H13	50	63,60	9,54	73,14
KZ436	MQATSHENI	37198777411	4806070652082	LUSWAZI VERA	PMT31H12 MQ	50	63,60	9,54	73,14
KZ436	HLANGANANI	7158776505	5808115412083	DLAMINI KHAYILANI	HLA32H15	50	63,60	9,54	73,14
KZ436	HLANGANANI	7158746581	5301095659089	KUBONI MOSES MJULUKEL	HLA32H16	50	63,60	9,54	73,14
KZ436	ENKELEBANTWAN/	4071799912	1301010101013	DLADLA S	E0204	50	63,60	9,54	73,14
KZ436	HLANGANANI	7158776497	7608030988086	KHUBONE GLORIA BONGI	HLA32H18	50	63,60	9,54	73,14
KZ436	HLANGANANI	7158776513	7404070823080	KHUBONE BEATRICE	HLA32H19	50	63,60	9,54	73,14
KZ436	SIZANENJANA KWA	4237603487	6612250226087	MKHULISI ZILINDILE MARTH	SIZ10H7	50	63,60	9,54	73,14
KZ436	SIZANENJANA KWA	4237603495	4512190201087	DLAMINI MAKHOSAZANA AN	SIZ10H12	50	63,60	9,54	73,14
KZ436	HLANGANANI	4244394773	7103280328084	MDLADLA BALUNGILE EDIS	HLA197H309	50	63,60	9,54	73,14
KZ436	HLANGANANI	7158775648	8407030566086	KHUBONE CHRISTINA VUYI	HLA32H26	50	63,60	9,54	73,14
KZ436	CREIGHTON PREP/	7134403737	5611045134086	SCHALKWYK JOHN CORNE	RCTR5H5 LOT	50	63,60	9,54	73,14
KZ436	HLANGANANI	7158776869	7301245294082	MBANJWA ZWELIJKILE ROI	HLA35H2	50	63,60	9,54	73,14
KZ436	HLANGANANI	7158747126	6903260299085	BENGU DUMSANI	HLA35H3	50	63,60	9,54	73,14
KZ436	HLANGANANI	7158747134	8308181085084	MAGOSO EUNIC	HLA35H4	50	63,60	9,54	73,14
KZ436	HLANGANANI	7158747142	5010285180083	DLAMINI SIBONGO	HLA35H5	50	63,60	9,54	73,14
KZ436	SIZANENJANA KWA	4237607769	6711210460081	MEMELA BAZAMILE GLADY	SIZ10H14	50	63,60	9,54	73,14
KZ436	SIZANENJANA KWA	4237570173	5407185385087	DLAMINI KHEHLA LINUS	SIZ10H15	50	63,60	9,54	73,14
KZ436	HLANGANANI	7158776851	7001175418087	DLAMINI MZUNGEZWA	HLA35H11	50	63,60	9,54	73,14
KZ436	HLANGANANI	22200469488	5204295374089	DLAMINI FUNELINJANI	HLA35H14	50	63,60	9,54	73,14
KZ436	SIZANENJANA KWA	4237607686	6002010390086	MNCWABE THULUZA NTOM	SIZ10H16	50	63,60	9,54	73,14
KZ436	HLANGANANI	7031840692	3511180180088	DUMA SABENI	HLA18718	50	63,60	9,54	73,14
KZ436	SIZANENJANA KWA	4237597036	8102050956081	MNCWABE NOKULUNGA LU	SIZ10H17	50	63,60	9,54	73,14
KZ436	ENKELEBANTWAN/	7119906803	6204115334080	ZAMANI XULU	SSE13H100	50	63,60	9,54	73,14
KZ436	SIZANENJANA KWA	4237607777	4404040518086	MBELE SALELENI MALTA	SIZ10H18	50	63,60	9,54	73,14
KZ436	HLANGANANI	7158682828	5005035436082	DLAMINI MHTUNGATHENJM	HLA35H15	50	63,60	9,54	73,14
KZ436	QULASHE S1	7158925003	6201025630086	NZIMANDE DUMSANI	QSE2H43	50	63,60	9,54	73,14
KZ436	SIZANENJANA KWA	4237597002	9402225527083	GEBASHE BUHLEBUYEZA	SIZ10H21	50	63,60	9,54	73,14
KZ436	SIZANENJANA KWA	4237596962	5901285615088	GEBASHE FUNEYAKHE PHI	SIZ10H20	50	63,60	9,54	73,14
KZ436	HLANGANANI	4244394955	8012080699082	XABA LUCIA ZIBUYILE	HLA197H303	50	63,60	9,54	73,14
KZ436	SIZANENJANA KWA	4237978020	7312045530088	MNCWABE SIBONGISENI	SIZ10H23	50	63,60	9,54	73,14
KZ436	HLANGANANI	7167055446	4610239853080	MBANJWA KHEHLEZA	HLA43H9	50	63,60	9,54	73,14
KZ436	HLANGANANI	7158776018	9804075727087	JILI GUGULETHU	HLA35H31	50	63,60	9,54	73,14
KZ436	SUN CITY	4213320031	6311160459082	ZONDI NOKULUNGA GETRU	PSC1H11	50	63,60	9,54	73,14
KZ436	HLANGANANI	7158747654	6204270547088	JILI VELILE	HLA35H33	50	63,60	9,54	73,14
KZ436	MQATSHENI	4201070275	4311170326083	MIYA NTOMBISILE	PMT21H16	50	63,60	9,54	73,14
KZ436	HLANGANANI	1079287296	7301050743082	LUSHOZI TIKEKILE	HLA14048	50	63,60	9,54	73,14
KZ436	MQATSHENI	7147036607	8511220838088	MAJOZI ZAKITHI	PMT23H4	50	63,60	9,54	73,14
KZ436	SIZANENJANA KWA	4237608759	5008200847083	MDLADLA NTOMBIZINI ALEX	SIZ10H24	50	63,60	9,54	73,14
KZ436	HLANGANANI	7147067370	4404220164081	NZIMANDE NELLIE	HLA36H6	50	63,60	9,54	73,14
KZ436	HLANGANANI	7158682745	4706010203089	PHUNGULA CRESENTINA S	HLA37H6	50	63,60	9,54	73,14
KZ436	HLANGANANI	7158682760	6809075398089	DLAMINI MANDLA	HLA37H9	50	63,60	9,54	73,14
KZ436	HLANGANANI	7158682752	8403070120082	MZIZI KHANYISILE GLADYS	HLA39H1	50	63,60	9,54	73,14
KZ436	HLANGANANI	7158747738	7907230591082	MBANJWA NTOMBIKILE G	HLA39H2	50	63,60	9,54	73,14
KZ436	HLANGANANI	4244392611	8112195853085	ZULU CIYA	HLA195H301	50	63,60	9,54	73,14
KZ436	HLANGANANI	7158730551	9109150659084	MADONDA THENJIWE	HLA40H2	50	63,60	9,54	73,14
KZ436	HLANGANANI	7158730601	7605260430086	JILI BUYISIWE	HLA40H3	50	63,60	9,54	73,14
KZ436	HLANGANANI	7158730569	9102021095083	DLANGISA WINILE	HLA40H4	50	63,60	9,54	73,14
KZ436	HLANGANANI	37200253088	9212071092086	DLAMINI NOMVELO	HLA40H7	50	63,60	9,54	73,14
KZ436	HLANGANANI	7158782537	8508291086084	SHEZI ZANELE	HLA40H8	50	63,60	9,54	73,14
KZ436	HLANGANANI	7158782545	8603200750084	MVELASE NOKUTHULA CYN	HLA40H10	50	63,60	9,54	73,14
KZ436	HLANGANANI	7158748629	5907165437089	MBANJWA MZIBENI MZWEV	HLA41H1	50	63,60	9,54	73,14
KZ436	HLANGANANI	7158748686	5211010524088	MBANJWA ZAMEKILE BUZE	HLA41H3	50	63,60	9,54	73,14
KZ436	QULASHE S1	4228181030	4706030262081	TSHEZI ZIPHELE	QSE3H2	50	63,60	9,54	73,14
KZ436	HLANGANANI	4227948751	6004065776086	MTOLO ZWELEFANA	HLA19760	50	63,60	9,54	73,14
KZ436	HLANGANANI	7158781778	5703170676088	DLAMINI LINDIWE THEODO	HLA41H8	50	63,60	9,54	73,14
KZ436	SIZANENJANA KWA	4237597010	7104192841081	MTHEMBU MUSA	SIZ10H32	50	63,60	9,54	73,14
KZ436	UNDERBERG	7031774586	3904015272083	HLANGULELA HENDRY	UNB25088	50	63,60	9,54	73,14
KZ436	HLANGANANI	7158747233	9007130567080	DLAMINI SOZIPHILA	HLA42H2	50	63,60	9,54	73,14
KZ436	HLANGANANI	7158737887	4907285252088	MBANJWA MDIDIYELI	HLA42H7	50	63,60	9,54	73,14
KZ436	HLANGANANI	7158747480	4302035406087	MAGOSO MLUNGISI CHRIST	HLA42H10	50	63,60	9,54	73,14
KZ436	SIZANENJANA KWA	4237597051	5812030835089	KHATHI BONISILE OCTAVIA	SIZ10H33	50	63,60	9,54	73,14

KZ436	HLANGANANI	7158781869	9009085687087	MBANJWA SENZO	HLA42H13	50	63,60	9,54	73,14
KZ436	SIZANENJANA KWA	4237582442	5503115437087	PHUNGULA BAFANA ALBER	SIZ10H34	50	63,60	9,54	73,14
KZ436	SIZANENJANA KWA	4237582434	5610135418086	MNCWABE MZOCITHWAYI	SIZ10H35	50	63,60	9,54	73,14
KZ436	HLABENI	4209222464	4205240107087	DLAMINI NTOMBI	PHB006013	50	63,60	9,54	73,14
KZ436	HLANGANANI	7158737911	8008150662083	CHIYA EUNICE NTOMBIZOD	HLA42H18	50	63,60	9,54	73,14
KZ436	HLANGANANI	7158737911	8008150662083	CHIYA EUNICE NTOMBIZOD	HLA42H18	50	63,60	9,54	73,14
KZ436	HLANGANANI	7158771357	9009301096089	DLAMINI PATRICA NTOMBI	HLA42H20	50	63,60	9,54	73,14
KZ436	HLANGANANI	7158782354	7705220678087	ZIKODE FLORA ZONGILE	HLA43H5	50	63,60	9,54	73,14
KZ436	HLANGANANI	7158747415	5409080407081	ZIKODE NTOMBENGAKA FE	HLA43H6	50	63,60	9,54	73,14
KZ436	HLANGANANI	7158744610	7008060623085	ZIKODE BABONGILE FLORE	HLA43H10	50	63,60	9,54	73,14
KZ436	HLANGANANI	7158744552	8312085381086	LINDA THANDOKWAKHE	HLA43H17	50	63,60	9,54	73,14
KZ436	QUMENI 1	7046835604	1301010101013	HLONGWANE GEKEKE PAU	QM0658	50	63,60	9,54	73,14
KZ436	SIZANENJANA KWA	4237607702	4901011241085	NGCOBO NDINGLIDI IREN	SIZ10H40	50	63,60	9,54	73,14
KZ436	HLANGANANI	7158775796	8305160468083	DLAMINI BONGIWE SLINDILI	HLA43H18	50	63,60	9,54	73,14
KZ436	NKUMBA	4204729091	7211220908087	NOTHBOLIA HAPPINESS	SSE005019 EN	50	63,60	9,54	73,14
KZ436	SIZANENJANA KWA	4237978095	4210290201087	NHLANGULELA CUPHELENI	SIZ10H42	50	63,60	9,54	73,14
KZ436	HLANGANANI	7158775739	7312120750080	MBANJWA NCAMSILE FLOR	HLA43H23	50	63,60	9,54	73,14
KZ436	HLANGANANI	7158776968	7512257248085	MBANJWA SANDILE JUSTIC	HLA42H9	50	63,60	9,54	73,14
KZ436	ENKELEBANTWAN/	4237571148	4902155297081	XASIBA MZWAKHE AMBROSE	SSE61H1	50	63,60	9,54	73,14
KZ436	ENKELEBANTWAN/	4237607207	6812250957083	MOFOKENG TESSA	SSE61H2	50	63,60	9,54	73,14
KZ436	HLANGANANI	7158782370	8502170681081	MNGUNI HLENGIWE PRINCI	HLA46H1	50	63,60	9,54	73,14
KZ436	HLANGANANI	7158782420	7711150309081	DLAMINI THOBILE CYNTHIA	HLA46H2	50	63,60	9,54	73,14
KZ436	HLANGANANI	7158748868	6402265479081	MLITWA BONGINKOSI ERIC	HLA46H9	50	63,60	9,54	73,14
KZ436	ENKELEBANTWAN/	4129618726	1301010101013	NGCOBO M	E0081	50	63,60	9,54	73,14
KZ436	UNDERBERG	7031776797	6512300411087	MNCWABE EUVONNE	UNB25064	50	63,60	9,54	73,14
KZ436	HLANGANANI	7158748843	4302150091086	MBANJWA SEBENZANI EMA	HLA46H11	50	63,60	9,54	73,14
KZ436	HLANGANANI	7158771316	5609030357084	MBANJWA SIZENI ALEXIA	HLA47H3	50	63,60	9,54	73,14
KZ436	HLANGANANI	7158720560	7911160931086	MBANJWA SPHUMILE	HLA47H8	50	63,60	9,54	73,14
KZ436	HLANGANANI	7158720552	6301014071084	MBANJWA SUMUMILE	HLA47H9	50	63,60	9,54	73,14
KZ436	HLANGANANI	7052357501	6809100784089	ZULU SIBONGILE	HLA19645	50	63,60	9,54	73,14
KZ436	SIZANENJANA KWA	4237604402	5610255617087	ZONDO MBONGENI JAMES	SIZ12H4	50	63,60	9,54	73,14
KZ436	HLANGANANI	7158720511	6102055823080	DLAMINI MADELENI PAULUS	HLA47H10	50	63,60	9,54	73,14
KZ436	HLANGANANI	7158720479	7803285766085	MBANJWA FUNOKWAKHE V	HLA47H13	50	63,60	9,54	73,14
KZ436	HLANGANANI	7031840932	6002125826081	MKHIZE HYPOLITUS	HLA18726	50	63,60	9,54	73,14
KZ436	HLANGANANI	37202760247	7409111065088	MBANJWA ZANELE	HLA48H5	50	63,60	9,54	73,14
KZ436	HLANGANANI	7158777214	7210100396082	MBANJWA XOLISILE	HLA48H10	50	63,60	9,54	73,14
KZ436	HLANGANANI	7158775762	7302035567083	MBANJWA ERNEST	HLA48H15	50	63,60	9,54	73,14
KZ436	HLANGANANI	7158777123	5012210681086	MBANJWA NANA THEODOR	HLA48H16 NEA	50	63,60	9,54	73,14
KZ436	HLANGANANI	7158747910	5709160804085	MAGDALENA JQSILE FLORE	HLA48H22	50	63,60	9,54	73,14
KZ436	HLANGANANI	7158775598	3301120273080	MAGOSO ANNIE	HLA49H2	50	63,60	9,54	73,14
KZ436	ENKELEBANTWAN/	7119904352	9003025971081	SIMELANE SIYANDA	SSE47H100	50	63,60	9,54	73,14
KZ436	HLANGANANI	7158775549	6011202986080	MBANJWA ZUMEKILE	HLA49H7	50	63,60	9,54	73,14
KZ436	HLANGANANI	7158731120	5905175651087	NDWALANE BONGANI SIMC	HLA50H6	50	63,60	9,54	73,14
KZ436	HLANGANANI	7158748157	6609040970081	NDWALANE LANDIWE PRO	HLA50H7 HLAN	50	63,60	9,54	73,14
KZ436	HLANGANANI	7158747225	7905031058087	MBANJWA THULELENI	HLA50H11 HLA	50	63,60	9,54	73,14
KZ436	HLABENI	4209225004	7804225541083	DLAMINI MKHETHENI	PHB010009	50	63,60	9,54	73,14
KZ436	HLANGANANI	7158747282	8905080686084	ZUMA LANDIWE ANNATORI	HLA50H12	50	63,60	9,54	73,14
KZ436	HLABENI	4209222001	4208020201088	KHWELA DUMAZILE VENAN	PHB010018	50	63,60	9,54	73,14
KZ436	HLANGANANI	7158747027	5910300432080	ZUMA PRESILLA	HLA50H13	50	63,60	9,54	73,14
KZ436	HLANGANANI	7158682612	6211215780088	MBANJWA SIPHO	HLA51H6	50	63,60	9,54	73,14
KZ436	HLANGANANI	7158748140	6502125368083	MBANJWA SIBONGISENI	HLA51H10	50	63,60	9,54	73,14
KZ436	HLANGANANI	7158776257	8008255536083	LANGA MTHOKOZISI D	HLA51H12	50	63,60	9,54	73,14
KZ436	HLANGANANI	7158682687	9608250568087	NDWALANE GOONESS	HLA51H14	50	63,60	9,54	73,14
KZ436	HLANGANANI	4177729573	5309100733088	NDLOVU NOMAKHWEZI	HLA19851	50	63,60	9,54	73,14
KZ436	HLANGANANI	7158782271	7308115494080	MLITWA MDUDUZI	HLA51H17	50	63,60	9,54	73,14
KZ436	HLANGANANI	7158682679	5205300699089	DLAMINI THANDI	HLA51H18	50	63,60	9,54	73,14
KZ436	HLANGANANI	7158731070	3909050239085	DLAMINI STELEMBE	HLA52H3	50	63,60	9,54	73,14
KZ436	HLANGANANI	7158747084	6610140411083	LANGA KHOLISIWE	HLA52H4	50	63,60	9,54	73,14
KZ436	HLANGANANI	7158781885	5604027840812	DLAMINI FULANKI	HLA52H9	50	63,60	9,54	73,14
KZ436	HLANGANANI	37200348508	8003060989080	NDWALANE PRISCA BONGE	HLA41H15	50	63,60	9,54	73,14
KZ436	HLANGANANI	7158731096	4010120505081	ZONDI-NOMCWANE	HLA52H16	50	63,60	9,54	73,14
KZ436	HLANGANANI	7158776588	9604031187081	SHELEMBE BAKHETHILE	HLA52H17	50	63,60	9,54	73,14
KZ436	HLANGANANI	7158747076	7809214087089	NJULO TAMMY	HLA52H20	50	63,60	9,54	73,14
KZ436	HLANGANANI	7158776612	58812035956085	NDWALANE THOBANI INNO	HLA53H3	50	63,60	9,54	73,14
KZ436	HLANGANANI	7158776547	4708210427088	DLAMINI THULELENI	HLA3H4	50	63,60	9,54	73,14
KZ436	SIZANENJANA KWA	4237608874	7206205871086	MALEVI SITHEMBISO PENN	SIZ13H8	50	63,60	9,54	73,14
KZ436	HLANGANANI	7158744719	6605270420086	MHLONGO THULISILE ANNA	HLA54H3	50	63,60	9,54	73,14
KZ436	HLANGANANI	7158744693	5308200860080	SOWELA NOSIPHO A	HLA54H4	50	63,60	9,54	73,14
KZ436	HLANGANANI	7158723192	5009240195087	DLAMINI MANTOMBANA BE	HLA54H10	50	63,60	9,54	73,14
KZ436	HLANGANANI	7158744644	7604250861087	SOSIBO HEMRIETTA SINDIS	HLA55H3	50	63,60	9,54	73,14
KZ436	HLANGANANI	7158744628	5803020367084	SOSIBO MAKHOSAZANA VA	HLA55H4	50	63,60	9,54	73,14
KZ436	HLANGANANI	7158781679	4909040620088	MOKUBUNA BUSISIWE NON	HLA55H9	50	63,60	9,54	73,14
KZ436	HLANGANANI	7158720636	4508095266084	ZULU BHEKIMPI DANIEL	HLA55H12	50	63,60	9,54	73,14
KZ436	HLANGANANI	7158737952	6801012419086	LANGA KHONZEPHI-MARTH	HLA56H8	50	63,60	9,54	73,14
KZ436	SIZANENJANA KWA	4237607959	5407115683080	MZIBUKO CHITHIBANDLA I	SIZ14H7	50	63,60	9,54	73,14
KZ436	HLANGANANI	7158781737	5409020231088	ZUMA PHATHEKILE PELAGF	HLA56H10	50	63,60	9,54	73,14
KZ436	HLANGANANI	7158730528	5504150690085	MSHENGU THULELENI MAR	HLA57H3	50	63,60	9,54	73,14
KZ436	HLANGANANI	37196853115	4508160371082	CHIYA QONDENI	HLA19021	50	63,60	9,54	73,14
KZ436	AMAKUZA	37197910112	5305060352083	SOSIBO QONDENI BAKHALI	PAU171H07	50	63,60	9,54	73,14
KZ436	HLANGANANI	7158748132	8803310148084	JILI VUYISILE	HLA58H10	50	63,60	9,54	73,14

KZ436	AMAKUZA	37197910039	5706025881084	KHUBONI ALPHEUS	PAU171H9	50	63,60	9,54	73,14
KZ436	HLANGANANI	7158747852	8010145850088	DLAMINI NHLANHLA CONGF	HLA58H17	50	63,60	9,54	73,14
KZ436	HLANGANANI	7158775937	4711140426089	SOSIBO FRANS	HLA58H23	50	63,60	9,54	73,14
KZ436	HLANGANANI	7031759777	6611060578083	MZIMANDE NNANTOMBI	HLA19652	50	63,60	9,54	73,14
KZ436	AMAKUZA	37197908421	9608175984088	NENE VEZI	PAU172H08	50	63,60	9,54	73,14
KZ436	AMAKUZA	7134437388	4901215646089	MBANJWA BONGINKOSI	PAU112H7	50	63,60	9,54	73,14
KZ436	AMAKUZA	37197905914	5301012370083	ZIKODE QONDEKILE BALAN	PAU172H17	50	63,60	9,54	73,14
KZ436	NKWEZELE	7047097857	7011170699086	MBAMBO NONHLANHLA	SNK104001	50	63,60	9,54	73,14
KZ436	ENKELEBANTWAN/	4121157269	3004180277088	MADLALA E	E0189	50	63,60	9,54	73,14
KZ436	AMAKUZA	22200469512	7510151023083	MTHEMBU NOKWANDA	PAU172H19	50	63,60	9,54	73,14
KZ436	AMAKUZA	37197905930	7309101524088	MBANJWA CEBISILE	PAU173H02	50	63,60	9,54	73,14
KZ436	HLABENI	4209221318	3606280185084	JACA NOMBUSO ELMINA	PHB012047	50	63,60	9,54	73,14
KZ436	AMAKUZA	37197905658	6601021492086	JAMA THOLANI	PAU173H04	50	63,60	9,54	73,14
KZ436	AMAKUZA	37197905617	4906255267084	SOSIBO NGUBUKAZI	PAU173H09	50	63,60	9,54	73,14
KZ436	SIZANENJANA KWA	4237597614	7602280659083	MWELASE ZODWA EDISTA	SIZ14H17	50	63,60	9,54	73,14
KZ436	AMAKUZA	37197906151	7912140889089	SOSIBO ZININGI PROMISE	PAU174H01	50	63,60	9,54	73,14
KZ436	AMAKUZA	37197905476	4801020222086	SOSIBO NTO BADUBILE	PAU174H03	50	63,60	9,54	73,14
KZ436	HLANGANANI	4237977675	4911115328084	NJILO MATHULUZA	HLA21630	50	63,60	9,54	73,14
KZ436	AMAKUZA	37197905740	6012092479087	SOSIBO DAMU SENZENI	PAU174H09	50	63,60	9,54	73,14
KZ436	AMAKUZA	37197912860	7309030733081	JAMA JABULILE EUNICE	PAU175H04	50	63,60	9,54	73,14
KZ436	AMAKUZA	37197905625	3504120305089	JAMA KHATHAZILE	PAU175H10	50	63,60	9,54	73,14
KZ436	AMAKUZA	37197905781	9611095636051	MAJILA SANELE	PAU175H11	50	63,60	9,54	73,14
KZ436	HLANGANANI	4190209611	5403100688085	MAKHANYA THOKOZILE	HLA20159	50	63,60	9,54	73,14
KZ436	AMAKUZA	37197913009	8907076386083	SHEZI SIYABONGA MZWANI	PAU175H17	50	63,60	9,54	73,14
KZ436	AMAKUZA	37197912928	6711150341085	JAMA FIHLWEPHI MARGARI	PAU175H18	50	63,60	9,54	73,14
KZ436	AMAKUZA	37197907126	6912250301082	MEMELA DUMISILE PROTAS	PAU43H31	50	63,60	9,54	73,14
KZ436	SIZANENJANA KWA	4237605177	5503075438083	ZONDO MTHENJWA VITUS	SIZ14H24	50	63,60	9,54	73,14
KZ436	HLANGANANI	1076298130	4911115328084	NJILO MATHULUZA	HLA21631	50	63,60	9,54	73,14
KZ436	AMAKUZA	37197903224	9501160558084	MADONDA KHOLISILE	HLA35H38	50	63,60	9,54	73,14
KZ436	SIZANENJANA KWA	4237600632	4908080191083	MNDAWENI PHUMZILE LIZA	SIZ14H28	50	63,60	9,54	73,14
KZ436	AMAKUZA	37197907100	4905010227086	DLAMINI THOMOLOZA	HLA41H16	50	63,60	9,54	73,14
KZ436	AMAKUZA	37197906250	5507315320084	MADONDA MKHEKHELEZI	HLA34H05	50	63,60	9,54	73,14
KZ436	AMAKUZA	37197906243	9003085897085	DLAMINI LINDANI	HLA34H06	50	63,60	9,54	73,14
KZ436	HLANGANANI	4107204390	6106240719087	ZULU KHUMBUZILE	HLA20608	50	63,60	9,54	73,14
KZ436	AMAKUZA	37197906409	7310100511084	JILI BAVUMILE	HLA38H04	50	63,60	9,54	73,14
KZ436	HLANGANANI	7114540243	5301300680086	SIBIYA NOMVUYO JUDITH K	HLA21538	50	63,60	9,54	73,14
KZ436	SIZANENJANA KWA	4237607066	5407210820082	MIYA NGAKHEPHI NGENZE	SIZ15H2	50	63,60	9,54	73,14
KZ436	HLANGANANI	7031349595	5008240196087	NGUBANE NOKWENZANGA	HLA19659	50	63,60	9,54	73,14
KZ436	UNDERBERG	7031789832	2204200104089	MOLEFE MATTY	UNB26021	50	63,60	9,54	73,14
KZ436	SIZANENJANA KWA	4237607074	5411205776085	DLUDLU MKHASHWA PHILL	SIZ15H12	50	63,60	9,54	73,14
KZ436	SIZANENJANA KWA	4237604360	5509120860080	DLUDLU PHILISWE SAMELI	SIZ15H13	50	63,60	9,54	73,14
KZ436	SIZANENJANA KWA	4237604345	5303120869089	MKHULISI NOMATHEMBU PI	SIZ15H16	50	63,60	9,54	73,14
KZ436	HLANGANANI	4176435248	5401170710086	NJILO MATHILI	HLA19722	50	63,60	9,54	73,14
KZ436	HLANGANANI	7118616809	3805210264080	DLAMINI MATUNDA	HLA20532	50	63,60	9,54	73,14
KZ436	SIZANENJANA KWA	4237960432	6807100864083	MAZIBUKO HLAMUKILE ANN	SIZ16H7	50	63,60	9,54	73,14
KZ436	QUMENI 1	1081330456	7305175510081	NZIMANDE SANDILE	EQU03505	50	63,60	9,54	73,14
KZ436	SIZANENJANA KWA	4237571114	3604255112084	MKHULISE NOKO	SIZ17H3	50	63,60	9,54	73,14
KZ436	SIZANENJANA KWA	4237596152	8007250847081	NDLOVU MPATHONI SIPHIM	SIZ17H5	50	63,60	9,54	73,14
KZ436	QULASHE S1	4228190544	6105290240085	MEMELA LONDIWE	QSE3H11	50	63,60	9,54	73,14
KZ436	HLANGANANI	4207675945	6201140658087	SHABALALA SOPHENI	HLA20110	50	63,60	9,54	73,14
KZ436	HIMEVILLE	7066815189	6512020808081	HLANGEBI ROSE	HIM13082	50	63,60	9,54	73,14
KZ436	QULASHE S1	4228190536	7401101244088	ZONDI-ZOLILE	QSE3H12	50	63,60	9,54	73,14
KZ436	HLANGANANI	7124302329	4203210421083	BEKWA SEBENZANI	HLA19213	50	63,60	9,54	73,14
KZ436	SIZANENJANA KWA	4237605888	7608240885080	MAZIBUKO GLADNESS NOM	SIZ17H8	50	63,60	9,54	73,14
KZ436	SIZANENJANA KWA	4237605854	9108180587083	MAZIBUKO SLINDILE WEND	SIZ17H9	50	63,60	9,54	73,14
KZ436	SIZANENJANA KWA	4237606142	6004265558086	MAZIBUKO MKHEKHELEZI F	SIZ17H10	50	63,60	9,54	73,14
KZ436	HLANGANANI	4153061372	7009235594086	DLAMINI BHEKI	HLA20603	50	63,60	9,54	73,14
KZ436	ENKELEBANTWAN/	4133924649	5802190798086	JILI KHANYISILE FLORENCE	E0227	50	63,60	9,54	73,14
KZ436	NKWEZELE	7047096370	3410165148089	DLAMINI NGENAMUNTU	NZ417008	50	63,60	9,54	73,14
KZ436	HLANGANANI	7031841120	6110106135081	KHUBONE ROBERT	HLA19234	50	63,60	9,54	73,14
KZ436	HLANGANANI	7032367851	5002115700081	BHENGU MZANYYWA	HLA18733	50	63,60	9,54	73,14
KZ436	NKUMBA	4171833777	4601195430088	NZIMANDE VUSUMUZI	SN12024	50	63,60	9,54	73,14
KZ436	HLANGANANI	7040184603	6005135394081	ZULU MSAWENKOSI ARMSI	HLA205015B R	50	63,60	9,54	73,14
KZ436	SIZANENJANA KWA	4237612116	7009230588083	MKHULISE NONYAMEZELO	SIZ18H9	50	63,60	9,54	73,14
KZ436	SIZANENJANA KWA	4237587227	8610280467083	MTHEMBU NOKUKHANYA E	SIZ18H11	50	63,60	9,54	73,14
KZ436	SIZANENJANA KWA	4237596186	8905045515089	MTHEMBU THABANE GOUG	SIZ18H12	50	63,60	9,54	73,14
KZ436	SIZANENJANA KWA	4237588050	5002160390085	BASI SIZA ANNATORIA	SIZ18H15	50	63,60	9,54	73,14
KZ436	SIZANENJANA KWA	4237599537	5303050353088	MTHEMBU SWELENI DUMA	SIZ19H1 SIZAN	50	63,60	9,54	73,14
KZ436	HLANGANANI	7031343606	4608215226081	BEKWA MDINGI	HLA19211	50	63,60	9,54	73,14
KZ436	SIZANENJANA KWA	4237596566	8605146074081	MTHEMBU KHEHLA WONDE	SIZ20H13	50	63,60	9,54	73,14
KZ436	AMAKUZA	4224989865	7807310581088	MAY BUSISIWE BEAUTY	PAU3H12	50	63,60	9,54	73,14
KZ436	HLANGANANI	7130265585	5805095490089	MDLADLA NGQOMBO	HLA19640	50	63,60	9,54	73,14
KZ436	HLANGANANI	7124303046	8010285366085	ZULU DERICK	HLA20725	50	63,60	9,54	73,14
KZ436	AMAKUZA	4224851859	8007025479087	VICTOR ZONDI	PAU45H1A	50	63,60	9,54	73,14
KZ436	AMAKUZA	4224999419	5406170838084	SIBETHA NONKONZO OCTE	PAU20H13	50	63,60	9,54	73,14
KZ436	QULASHE S1	37197908082	8803220427081	SOSIBO MILDRED	QSE02H54	50	63,60	9,54	73,14
KZ436	QULASHE S1	37197908199	8511031007089	MTHEMBU NTOKOZO	QSE03H10	50	63,60	9,54	73,14
KZ436	HLANGANANI	37202445278	3312130170083	ZULU PATRICIA	HLA19627	50	63,60	9,54	73,14
KZ436	SIZANENJANA KWA	4237585320	5603065290088	NDLOVU MQANDI NICHODIA	SIZ21H2	50	63,60	9,54	73,14
KZ436	QULASHE S1	37197906029	9203220800081	SHEZI SIHLE	QSE05H10	50	63,60	9,54	73,14



KZ436	HLANGANANI	4185756972	3303030146083	DLAMINI KOKANI	HLA20141	50	63,60	9,54	73,14
KZ436	QULASHE S1	37197908058	8406070703088	SHEZI EMMACULATE	QSE07H03	50	63,60	9,54	73,14
KZ436	QULASHE S1	4228190775	7008020359085	ZONDI THOKOZILE	QSE3H19	50	63,60	9,54	73,14
KZ436	HLANGANANI	7031828655	3411110449085	MSIYA NOKWAZI	HLA19835	50	63,60	9,54	73,14
KZ436	HLANGANANI	7031758548	6011060429082	MIYA PHUMZILE	HLA19414	50	63,60	9,54	73,14
KZ436	NKWEZELE	7046909789	1301010101013	MEMELA SYLVIA	SNK105053	50	63,60	9,54	73,14
KZ436	SIZANENJANA KWA	4237984002	5204260666089	ZONDO ZITOKILE	SIZ21H8	50	63,60	9,54	73,14
KZ436	HLANGANANI	4254455663	4706075231082	DLAMINI MFANO	HLA101H6	50	63,60	9,54	73,14
KZ436	AMAKUZA	4225019050	6707030273084	DLANGISA CACISILE MAVIS	PAU24H9	50	63,60	9,54	73,14
KZ436	HLANGANANI	4230349997	5405090692084	MTOLO ZINCANE CARISTA	HLA187H37 EM	50	63,60	9,54	73,14
KZ436	HLANGANANI	4260576071	6006180749088	DLAMINI PHOZA THOLAKEL	HLA101H10	50	63,60	9,54	73,14
KZ436	HLANGANANI	7031828960	7607030776087	XABA AGNES	HLA19719	50	63,60	9,54	73,14
KZ436	SIZANENJANA KWA	4237983996	6701120548083	MEMELA THEMBILIZE	SIZ21H10	50	63,60	9,54	73,14
KZ436	QULASHE S1	37200255448	5802075431084	SMELANE MUZIWEMALI	QSE8H9	50	63,60	9,54	73,14
KZ436	QULASHE S1	37202771616	7702170406080	ZONDI THEMBI MAUREEN	QSE11H150	50	63,60	9,54	73,14
KZ436	QULASHE S1	37202768133	9109071160089	MUTHWA NOKUZOLA PRUC	QSE11H54	50	63,60	9,54	73,14
KZ436	HLANGANANI	4260576147	6206051035083	LINDA BHALALI LAWRENTIA	HLA103H9	50	63,60	9,54	73,14
KZ436	HLANGANANI	4260576378	4301020269088	DLAMINI VELILE	HLA103H13	50	63,60	9,54	73,14
KZ436	HLANGANANI	4236776946	4004110361084	XABA BATSHONISILE	HLA19725	50	63,60	9,54	73,14
KZ436	AMAKUZA	4224900318	4612120767080	KHUBONI NOKWEQA	PAU4H26	50	63,60	9,54	73,14
KZ436	AMAKUZA	4246392627	5909105725086	KHAMBULE VALITHUBA ANI	PAU24H14	50	63,60	9,54	73,14
KZ436	ENKELEBANTWAN/	4184160234	1301010101013	ZONDI L	E0100	50	63,60	9,54	73,14
KZ436	AMAKUZA	4224983868	7401013583086	KHANYILE GLORIA	PAU8H1	50	63,60	9,54	73,14
KZ436	AMAKUZA	4225007634	6601100415081	SHOBA SEBENZILE MARGA	PAU8H6	50	63,60	9,54	73,14
KZ436	AMAKUZA	37198869598	9009135625087	SHOBA DELANI	PAU8H7 HOUS	50	63,60	9,54	73,14
KZ436	AMAKUZA	4225026220	5101255638083	SHOBA MKHUZENI AARON	PAU8H8	50	63,60	9,54	73,14
KZ436	HLANGANANI	7146381640	5912250960086	DLAMINI ZICHAZILE	HLA19120	50	63,60	9,54	73,14
KZ436	TARVALY S1	7107355013	3001130284081	GAMBU MABANOYI	PTVY3H45	50	63,60	9,54	73,14
KZ436	HLANGANANI	4107203400	5510280418081	MSIYA CLARICE	HLA20101	50	63,60	9,54	73,14
KZ436	HLANGANANI	1077130126	5506101035088	MHLUNGO NOMANONO COI	HLA19010	50	63,60	9,54	73,14
KZ436	QULASHE S1	4228187094	6411030497088	MBATHA ELLSIE	QSE3H23	50	63,60	9,54	73,14
KZ436	AMAKUZA	4224997637	4810240440089	NDLANGISA XAKEKILE	PAU25H11	50	63,60	9,54	73,14
KZ436	QULASHE S1	4228181220	7301011166084	DLAMINI ZWINGI	QSE3H24	50	63,60	9,54	73,14
KZ436	AMAKUZA	7134476063	5706175003083	NBOTSHELA MBULELO	PAU87H6	50	63,60	9,54	73,14
KZ436	AMAKUZA	7134476006	5311245733080	MTOLO MZAMANI	PAU87H7	50	63,60	9,54	73,14
KZ436	AMAQADI NCWADI I	4237581709	9102080726081	LUSHABA NOSIPHO GLORIA	NCW68H1	50	63,60	9,54	73,14
KZ436	AMAKUZA	7134475982	8302260469087	DLAMINI BONGEKILE	PAU87H10	50	63,60	9,54	73,14
KZ436	AMAKUZA	4224901639	7309080481086	MAGOSO BAHBEKILE CORN	PAU89H10	50	63,60	9,54	73,14
KZ436	AMAKUZA	37200955823	7803100448083	WINNIE TSHOBA	PAU140H4	50	63,60	9,54	73,14
KZ436	AMAKUZA	37201798065	5802045381088	SIBUKELI ROBERT MNYUNI	PAU161H5	50	63,60	9,54	73,14
KZ436	AMAKUZA	37201798081	5901040255089	NOKHATHALA MDHLADHLA	PAU161H17	50	63,60	9,54	73,14
KZ436	AMAKUZA	37201801232	8302101443085	BAWINILE MAGUBANE	PAU161H19	50	63,60	9,54	73,14
KZ436	AMAKUZA	37201801141	9012250877087	NGENZENI MJWARA	PAU161H20	50	63,60	9,54	73,14
KZ436	AMAKUZA	37201801208	7110150590081	BAZIMILE ZIKODE	PAU161H21	50	63,60	9,54	73,14
KZ436	AMAKUZA	4224997645	7804241011087	NYIDE THULISILE NOKUFIKI	PAU25H14	50	63,60	9,54	73,14
KZ436	AMAKUZA	37201801117	6603125858089	NDABAKHE MADELA ZIKOD	PAU147H2	50	63,60	9,54	73,14
KZ436	AMAKUZA	37200956086	7105020625083	MARY THULELENI MBANJW	PAU146H4	50	63,60	9,54	73,14
KZ436	AMAKUZA	37200960906	5605315277088	ARON MNDALI	PAU146H9	50	63,60	9,54	73,14
KZ436	AMAKUZA	37200960831	6109220765088	BUKISILE ZIKODE	PAU146H10	50	63,60	9,54	73,14
KZ436	AMAKUZA	37201804319	9209101647087	MAKHOSI SHOBA	PAU163H4	50	63,60	9,54	73,14
KZ436	AMAQADI NCWADI I	4237597812	4606175295088	DLAMINI MZWEMPI	NCW68H3	50	63,60	9,54	73,14
KZ436	AMAQADI NCWADI I	4237597846	4308125178080	SHEZI MCITHWA THOMAS	NCW68H4	50	63,60	9,54	73,14
KZ436	AMAKUZA	37200955195	9504170454088	FIKILE SHEZI	PAU163H21	50	63,60	9,54	73,14
KZ436	AMAKUZA	37200955377	8902195933089	SIPHOKUHE MBANJWA	PAU163H22	50	63,60	9,54	73,14
KZ436	AMAKUZA	37200955302	8212190381080	NIKEZIWE MBANJWA	PAU163H23	50	63,60	9,54	73,14
KZ436	AMAKUZA	37200955294	7601011776083	BONGSILE MBANJWA	PAU163H24	50	63,60	9,54	73,14
KZ436	AMAKUZA	37200955252	4705065246084	ZAKHE MBANJWA	PAU163H25	50	63,60	9,54	73,14
KZ436	AMAKUZA	37200955310	9006056225087	THEMBELANI MBANJWA	PAU163H26	50	63,60	9,54	73,14
KZ436	AMAKUZA	37200955237	8212261266087	ZANDILE MBANJWA	PAU163H29	50	63,60	9,54	73,14
KZ436	AMAKUZA	37200955328	7507120372088	YVONNE MBANJWA	PAU163H31	50	63,60	9,54	73,14
KZ436	AMAKUZA	22200456311	8103220611085	HLENGIWE ZIKODE	PAU162H5	50	63,60	9,54	73,14
KZ436	AMAKUZA	37186055705	5609235300087	HADEBE WOTI	PAU89H2	50	63,60	9,54	73,14
KZ436	HLANGANANI	7146000034	6604010700089	GAMEDE ESTHER	HLA20163	50	63,60	9,54	73,14
KZ436	AMAKUZA	37200961755	5508070792087	HLALELENI MBANJWA	PAU143H2	50	63,60	9,54	73,14
KZ436	AMAKUZA	37200961664	6907100453083	NOZIZWE NZIMANDE	PAU143H3	50	63,60	9,54	73,14
KZ436	AMAKUZA	7112797670	8707171350087	SHOBA PHINDILE	PAU89H10	50	63,60	9,54	73,14
KZ436	AMAKUZA	37200961763	5406200851081	ZININGI NZIMANDE	PAU143H6	50	63,60	9,54	73,14
KZ436	AMAKUZA	37200961714	4109150300080	BADANILE CHRISTINA NZIM	PAU143H7	50	63,60	9,54	73,14
KZ436	AMAKUZA	37201799410	2701025088080	PIUS HLOKWANE MBANJW	PAU144H10	50	63,60	9,54	73,14
KZ436	AMAKUZA	37201803238	6604020951086	NOZAMANE PATRICIA ZIKOI	PAU149H13	50	63,60	9,54	73,14
KZ436	AMAKUZA	37200957779	8412281219088	THANDEKA SABELA	PAU161H26	50	63,60	9,54	73,14
KZ436	AMAKUZA	37200957738	2801250111084	MLUNGUKAZI DLAMINI	PAU162H10	50	63,60	9,54	73,14
KZ436	AMAKUZA	4224987786	7401081100086	DLAMINI THEMBENI PATIEN	PAU48H2	50	63,60	9,54	73,14
KZ436	AMAKUZA	7134474852	4906224226088	SHOBA SENZENI	PAU91H13	50	63,60	9,54	73,14
KZ436	AMAKUZA	7134474878	6906120852084	SHOBA BACUPHILE	PAU91H14	50	63,60	9,54	73,14
KZ436	AMAKUZA	7134474902	8909215222088	MLITHWA BONGUMUSA	PAU91H15	50	63,60	9,54	73,14
KZ436	AMAKUZA	7134474910	6403110825080	SHOBA BAHLEKILE	PAU91H16	50	63,60	9,54	73,14
KZ436	QULASHE S1	4228190718	7208265603086	TSHEZI MZOVUKILE	QSE3H28	50	63,60	9,54	73,14
KZ436	AMAKUZA	4225026147	8004155346087	JAMA MUSAWENKOSI ADRE	PAU48H7	50	63,60	9,54	73,14
KZ436	AMAKUZA	4225026162	7301045425084	YAMA CONRAD BEKANI	PAU48H8	50	63,60	9,54	73,14

KZ436	AMAKUZA	7134474860	4506145488088	PHUNGULA MAMTUZA	PAU91H18	50	63,60	9,54	73,14
KZ436	AMAKUZA	7134474894	7410220778082	MJWARA NOSANDE	PAU91H19	50	63,60	9,54	73,14
KZ436	AMAQADI NCWADI I	4237973781	5305130311085	MNCWABE PIHWANI BAMIS	NCW68H16	50	63,60	9,54	73,14
KZ436	AMAQADI NCWADI I	4237569878	5403140827081	SOKHELA ZININGI LENA	NCW68H18	50	63,60	9,54	73,14
KZ436	AMAKUZA	7134474423	6407040732084	ZUMA SIBONGILE	PAU92H3	50	63,60	9,54	73,14
KZ436	AMAKUZA	7146950832	6902022086087	MGUBUNGU NOLINDELA	PAU92H5	50	63,60	9,54	73,14
KZ436	AMAKUZA	7134474316	8506256402080	DLAMINI LINDOKUHLE	PAU92H6	50	63,60	9,54	73,14
KZ436	HLANGANANI	7125557848	4404170236087	RADEBE THANDEKILE	HLA19435	50	63,60	9,54	73,14
KZ436	AMAKUZA	7134589279	4803220630084	ZONDI ZIALILE	PAU92H8	50	63,60	9,54	73,14
KZ436	AMAKUZA	7134474332	8611045425085	ZWEZWE SIZWE	PAU92H10	50	63,60	9,54	73,14
KZ436	AMAQADI NCWADI I	4237978210	3907060265082	MKIZE HLUPHEKILE MARTH	NCW68H20	50	63,60	9,54	73,14
KZ436	AMAKUZA	4225019084	8603200491085	DLAMINI JABULILE JACQUE	PAU28H2	50	63,60	9,54	73,14
KZ436	NKWEZELE	1345357311	1301010101013	SCHOOL NGUDWINI PRIMA	SNK106122	50	63,60	9,54	73,14
KZ436	AMAKUZA	37197907134	9212090371081	KHANYILE THOKOZILE	PAU02H21	50	63,60	9,54	73,14
KZ436	AMAKUZA	37197908249	8006205544082	CHAKWE DUMISANE	PAU127H05	50	63,60	9,54	73,14
KZ436	AMAKUZA	4224999633	8808301218085	KHUBONE NGENZENI FORT	PAU28H5	50	63,60	9,54	73,14
KZ436	HLANGANANI	7031755213	8110075612082	XABA ROBERT	HLA19733	50	63,60	9,54	73,14
KZ436	AMAKUZA	7134476360	3812250370082	MIYA NTOMBITANKE	PAU93H1	50	63,60	9,54	73,14
KZ436	AMAKUZA	7134476766	6202120480088	MTOLO NOMVUYO	PAU93H14	50	63,60	9,54	73,14
KZ436	AMAKUZA	4224899114	8203171017082	NZIMANDE NOZIPHO CATHI	PAU28H11	50	63,60	9,54	73,14
KZ436	SIZANENJANA KWA	4225770009	6010135526088	NGUBANE NGUDIKAYISE AM	NCW69H8 AM/	50	63,60	9,54	73,14
KZ436	AMAKUZA	7134475024	4704188492089	NTSHIZA HEZEKIA	PAU94H6	50	63,60	9,54	73,14
KZ436	HLANGANANI	4227008804	7703020858082	MIYA EUPHROSINA BETHU	HLA20128 DWI	50	63,60	9,54	73,14
KZ436	SIZANENJANA KWA	4237569993	5410035757083	NGUBANE THEMINKOSI A/	NCW69H12	50	63,60	9,54	73,14
KZ436	AMAKUZA	4225019712	5012220657084	DLAMINI MANINGI	PAU28H14	50	63,60	9,54	73,14
KZ436	UNDERBERG	37200253997	6607050456082	ZUNGU NOKUPHIWA	UNB25083	50	63,60	9,54	73,14
KZ436	HLANGANANI	7031758951	6611060578083	MZIMANDE NNANTOMBI	HLA19653	50	63,60	9,54	73,14
KZ436	HLANGANANI	4254460449	7804295635088	DLAMINI RHPHEAL SIBONGI	HLA77H9	50	63,60	9,54	73,14
KZ436	HLANGANANI	1079291579	4301035519089	MADUNA PHUMOWAKHE	HLA10008	50	63,60	9,54	73,14
KZ436	AMAKUZA	7113633163	9509011478089	SHEZI NONDUMISO	PAU95H2	50	63,60	9,54	73,14
KZ436	SANDANEZWENI S1	7166230834	7807315611088	DLOMO MZENZELI	PSZ4H19	50	63,60	9,54	73,14
KZ436	AMAKUZA	7134436844	4706140122084	MNDALA NONKUMBANE	PAU95H4	50	63,60	9,54	73,14
KZ436	AMAKUZA	7134436919	6307010280082	MJWARA SIBONGILE	PAU95H5	50	63,60	9,54	73,14
KZ436	QULASHE S1	4228181113	6507120275084	ZONDI SKHUVETHE	QSE3H29	50	63,60	9,54	73,14
KZ436	HLANGANANI	4254458187	8112011334088	DLAMINI NTOMBIKAYISE	HLA86H10	50	63,60	9,54	73,14
KZ436	HLANGANANI	4254459094	8704010994084	NGCOBO NOMAKRESTU CF	HLA86H11	50	63,60	9,54	73,14
KZ436	AMAKUZA	4225019233	5903310460084	MAJOZI MIRRIAM PHILISIWE	PAU16H34	50	63,60	9,54	73,14
KZ436	NKUMBA	7040199528	9912310123085	ZONDO ZR	ENK06001	50	63,60	9,54	73,14
KZ436	HLANGANANI	4254459110	5508010327085	DLAMINI BEAUTY	HLA86H12	50	63,60	9,54	73,14
KZ436	HLANGANANI	4254458617	8902071146087	MBATHA THANDEKILE BON	HLA86H15	50	63,60	9,54	73,14
KZ436	HLANGANANI	4254453733	6311220981083	BHENGU SYLVESTER	HLA87H6	50	63,60	9,54	73,14
KZ436	AMAKUZA	4224903007	6208050549081	CAGWE NOCICIYELO VICT	PAU20H19	50	63,60	9,54	73,14
KZ436	AMAKUZA	7113670538	4709210318087	SHOBA BASUKILE	PAU95H12	50	63,60	9,54	73,14
KZ436	AMAKUZA	37202763647	5701055259087	GAZU MZONDI FANA	PAU21H9	50	63,60	9,54	73,14
KZ436	HLANGANANI	4236956696	7711140294088	BEKWA LINDIWE GLORIA	HLA19335	50	63,60	9,54	73,14
KZ436	AMAKUZA	7158924352	8109050325084	MNGUNI BAWINILE WINNIF	PAU27H5	50	63,60	9,54	73,14
KZ436	ENKELEBANTWAN/	1081802595	3407025179080	ZONDI SHAYINDUNA	E0651	50	63,60	9,54	73,14
KZ436	SIZANENJANA KWA	4237597085	6403080368087	LUSHABA LINDIWE EMILY	NCW69H20	50	63,60	9,54	73,14
KZ436	HLANGANANI	4254800958	9003281385083	NYIDE NCAMISILE NOBUHLI	HLA96H5	50	63,60	9,54	73,14
KZ436	AMAKUZA	7134475198	6307255874086	SHOBA BHEKISISA	PAU96H2	50	63,60	9,54	73,14
KZ436	HLANGANANI	4254460274	7106065470088	MBAMBO ZWEKENBI BARN/	HLA98H5	50	63,60	9,54	73,14
KZ436	SIZANENJANA KWA	4237591278	6104110705088	CHONCO JABULILE VICTOR	NCW69H23	50	63,60	9,54	73,14
KZ436	AMAKUZA	7134475123	6804040935081	ZIKODE JABULILE	PAU96H10	50	63,60	9,54	73,14
KZ436	UNDERBERG	7115635406	6710085564086	ZONDI MARTIN	UNB26074	50	63,60	9,54	73,14
KZ436	AMAKUZA	7134588065	6006045886083	ZONDI MZONJANA	PAU96H11	50	63,60	9,54	73,14
KZ436	AMAKUZA	7134588131	6610101324085	MTOLO BUYISIWE	PAU96H12	50	63,60	9,54	73,14
KZ436	AMAKUZA	7134588180	6509220785087	MKHIZE KHULUMILE	PAU96H21	50	63,60	9,54	73,14
KZ436	AMAKUZA	7134588222	5503290726080	MNGUNI CELIWE	PAU96H24	50	63,60	9,54	73,14
KZ436	AMAKUZA	7134588206	5203215379087	NYAWOSE GIDIYONI	PAU97H1	50	63,60	9,54	73,14
KZ436	AMAKUZA	7134588107	6310100994083	RADEBE MABHEKILE	PAU97H2	50	63,60	9,54	73,14
KZ436	AMAKUZA	7134588248	5005030862084	RADEBE ZISAKHE	PAU97H4	50	63,60	9,54	73,14
KZ436	HLANGANANI	7125500756	9204285915087	NGCOBO MLONDI OSCAR	HLA19H300 HL	50	63,60	9,54	73,14
KZ436	HLANGANANI	7125500764	8609070908082	XABA CYNTHIA NOKULUNG	HLA19H301	50	63,60	9,54	73,14
KZ436	AMAKUZA	7134476683	6708030602082	MTOLO ROSINA	PAU97H6	50	63,60	9,54	73,14
KZ436	AMAKUZA	4225025917	7312300213081	DLAMINI BUSISIWE	PAU38H32	50	63,60	9,54	73,14
KZ436	SIZANENJANA KWA	4237597119	6208110631085	VILAKAZI DINA QABULILE	NCW69H26	50	63,60	9,54	73,14
KZ436	SIZANENJANA KWA	4237597127	6912151201084	MKHIZE NOMFANEKO PURI	NCW69H27	50	63,60	9,54	73,14
KZ436	AMAKUZA	4225027285	7906080985089	DLAMINI PRINCESS ZITHELI	PAU39H3	50	63,60	9,54	73,14
KZ436	AMAKUZA	4224899122	6305040291087	KHUBONE HLALELENI BONI	PAU28H23	50	63,60	9,54	73,14
KZ436	AMAKUZA	7134588099	7803026269084	JAMA BHIZA	PAU97H13	50	63,60	9,54	73,14
KZ436	AMAKUZA	7134475164	4104075330080	SHOBA VELASINGAZI	PAU97H14	50	63,60	9,54	73,14
KZ436	AMAKUZA	4224899031	6112060353080	LINDA SHONISILE THANDE	PAU28H24	50	63,60	9,54	73,14
KZ436	AMAKUZA	4225008582	8704060390084	MNGUNI LUNGISILE THEM	PAU40H47	50	63,60	9,54	73,14
KZ436	AMAKUZA	7134475131	6012201056081	NSINDANE THANDIWE	PAU97H20	50	63,60	9,54	73,14
KZ436	NKWEZELE	4201074145	7603061344085	DUMA VUYISILE	SNK036043 NK	50	63,60	9,54	73,14
KZ436	HLANGANANI	7119806136	8203095734085	MADUNA VITUS SIPHELELE	HLA11H302	50	63,60	9,54	73,14
KZ436	AMAKUZA	7134437081	7106145601082	ZONDI MTHOKOZISI	PAU98H9	50	63,60	9,54	73,14
KZ436	AMAKUZA	22200456261	8408300689087	MTHEMBU NTOMBIKHONA	PAU28H28	50	63,60	9,54	73,14
KZ436	AMAKUZA	22200456261	8408300689087	MTHEMBU NTOMBIKHONA	PAU28H28	50	63,60	9,54	73,14
KZ436	AMAKUZA	7134436992	5810240174083	MKHIZE SHUMISILE	PAU99H2	50	63,60	9,54	73,14

KZ436	AMAKUZA	4224999575	6306260397083	DLAMINI XOLILE	PAU54H20	50	63,60	9,54	73,14
KZ436	AMAKUZA	42250008541	4507240372086	NZIMANDE THITHI REMEGIA	PAU55H18	50	63,60	9,54	73,14
KZ436	AMAQADI NCWADI I	4237958709	9405271051080	SOKHELA NTOMBEZINHLE	NCW70H5	50	63,60	9,54	73,14
KZ436	AMAQADI NCWADI I	4237608767	7511300621082	NGUBANE ZANDILE DOREE	NCW70H6	50	63,60	9,54	73,14
KZ436	AMAQADI NCWADI I	4237608940	5001295704087	NGUBANE SQONDA	NCW70H7	50	63,60	9,54	73,14
KZ436	AMAQADI NCWADI I	4237613338	5801260738089	NZIMANDE ZINHLE DOROTI	NCW70H11	50	63,60	9,54	73,14
KZ436	AMAKUZA	7134437586	7206060882087	NDELELA LINDENI	PAU101H4	50	63,60	9,54	73,14
KZ436	AMAKUZA	7134437594	6512280538081	ZIKODE DUDUZILE	PAU101H8	50	63,60	9,54	73,14
KZ436	AMAQADI NCWADI I	4237613346	7210105806085	SOKHELO ZAKHELE	NCW70H14	50	63,60	9,54	73,14
KZ436	AMAKUZA	7134243596	4505070204080	MNGUNI BADELISILE	PAU102H7	50	63,60	9,54	73,14
KZ436	AMAQADI NCWADI I	4237606837	7504175304082	MALEVU VUKANI MICHAEL	NCW70H17	50	63,60	9,54	73,14
KZ436	QULASHE S1	4228192805	7412280768086	ZONDI NOMQANELO	QSE3H34	50	63,60	9,54	73,14
KZ436	HLANGANANI	4244390201	7307250746080	ZULU NOBUHLE FLORENCE	HLA200H301	50	63,60	9,54	73,14
KZ436	AMAQADI NCWADI I	4237608916	6606061320089	MKHIZE FISANI PRIME ROSI	NCW70H21	50	63,60	9,54	73,14
KZ436	AMAKUZA	7132479812	8703100662080	SABELA NOKUKHANYA	PAU117H1	50	63,60	9,54	73,14
KZ436	AMAQADI NCWADI I	4237958659	8508140356084	KHENISA NOMVUSELELE F/	NCW71H3	50	63,60	9,54	73,14
KZ436	AMAQADI NCWADI I	4237596509	4402100523087	SHEZI NTOMBINTOMBI CAR	NCW71H4	50	63,60	9,54	73,14
KZ436	ENKELEBANTWAN/	37200253922	8006156474081	SHELEMBE MANDLENKOSI	E0127 HOUSE	50	63,60	9,54	73,14
KZ436	AMAQADI NCWADI I	4237599354	4609070488089	MADLALA CLEMENTIA NCAI	NCW71H5	50	63,60	9,54	73,14
KZ436	NKWEZELE	4176585208	1301010101013	NTSHIZA CHRIZOSTUMS	ENZ01902	50	63,60	9,54	73,14
KZ436	NKWEZELE	7049858579	3806210368087	DLAMINI MIRRIAM	SNK013037	50	63,60	9,54	73,14
KZ436	AMAQADI NCWADI I	4237596517	4702025417087	GUMEDE SIPHIWE RICHARI	NCW71H6	50	63,60	9,54	73,14
KZ436	HLANGANANI	4244392652	8408245617086	XABA NJABULO MOSES	HLA203H300	50	63,60	9,54	73,14
KZ436	AMAQADI NCWADI I	4237601341	5007270232085	MNCWABE CONSTANCE ZA	NCW71H7	50	63,60	9,54	73,14
KZ436	QULASHE S1	4228187128	7801250474081	MBANJWA JABULISILE	QSE3H35	50	63,60	9,54	73,14
KZ436	AMAQADI NCWADI I	4237601374	6909035351085	DLAMINI SIBUSISO ROBERT	NCW71H9	50	63,60	9,54	73,14
KZ436	AMAQADI NCWADI I	4237611514	5104175472088	KHUMALO SHAYIZIWE VITI	NCW71H13	50	63,60	9,54	73,14
KZ436	AMAKUZA	7146267500	5001245236081	DLAMINI FELAKHE	PAU38H11	50	63,60	9,54	73,14
KZ436	AMAKUZA	4225008772	6502260708085	DLAMINI MTHEKU MEDRINA	PAU38H13	50	63,60	9,54	73,14
KZ436	HLANGANANI	4242838110	6206081023084	LUKHOZI NOKUZOLA	HLA14039	50	63,60	9,54	73,14
KZ436	SUN CITY	7146338616	5607310398083	MEMELA PHILISIWE MATHO	PSC4H27	50	63,60	9,54	73,14
KZ436	SUN CITY	7146338731	5408260532080	DUMAKUDE KINKI PHYLLIS	PSC4H29	50	63,60	9,54	73,14
KZ436	HLANGANANI	7048203769	7809100107082	MDLADLA NOMTHANDAZO	HLA19724	50	63,60	9,54	73,14
KZ436	AMAKUZA	4224999583	7312300713080	DLAMINI BUSISIWE	PAU38H20	50	63,60	9,54	73,14
KZ436	AMAKUZA	37201804780	8212090753081	NZIMANDE SBONGILE	PAU154H1	50	63,60	9,54	73,14
KZ436	HLANGANANI	7130264927	6106030417082	MAKHANYA IRENE	HLA20161	50	63,60	9,54	73,14
KZ436	AMAKUZA	4225025925	8311030724085	DLAMINI CABANGILE LUNGI	PAU38H21	50	63,60	9,54	73,14
KZ436	AMAKUZA	37200957381	6210102178083	SIBISI NGENZENI DORIS	PAU158H16	50	63,60	9,54	73,14
KZ436	AMAKUZA	4224897274	5807070817088	ZIKODE ZITUSILE DORAH	PAU9H4	50	63,60	9,54	73,14
KZ436	AMAKUZA	37200957357	5101017824088	MNGUNI NGENAYISE	PAU155H02	50	63,60	9,54	73,14
KZ436	AMAKUZA	37201801992	7011150560084	NZIMANDE ZANELE	PAU155H05	50	63,60	9,54	73,14
KZ436	AMAKUZA	37201801901	5305035313087	SHOBA SIQHOZA	PAU160H04	50	63,60	9,54	73,14
KZ436	UNDERBERG	1075597581	7408240405085	ZONDI ZITHOBILE	UNB25057	50	63,60	9,54	73,14
KZ436	AMAKUZA	37201802560	7101205595084	ZWELIBI TOBIAS SHOBA	PAU131H03	50	63,60	9,54	73,14
KZ436	AMAKUZA	37201802446	5604050420086	LOCATIA TSHOBA	PAU131H04	50	63,60	9,54	73,14
KZ436	NKWEZELE	4239658968	6802210459080	NDOLOVU PHUMZILE ANNAS	PMT21H200	50	63,60	9,54	73,14
KZ436	AMAKUZA	37201800366	5512255232083	MQANJELWA MUSAWENTO	PAU138H03	50	63,60	9,54	73,14
KZ436	AMAKUZA	37201800374	8112055521087	SILULEKO EMMANUEL SHO	PAU132H02	50	63,60	9,54	73,14
KZ436	AMAKUZA	37201800416	6408090355081	ELIZABETH NQOLWANE SH	PAU137H02	50	63,60	9,54	73,14
KZ436	NKWEZELE	4231457179	8602156139086	MYENDE NKOSINATHI	PMT21H204	50	63,60	9,54	73,14
KZ436	AMAKUZA	37201800333	8706051102089	BONGEKILE SABELA	PAU137H08	50	63,60	9,54	73,14
KZ436	AMAKUZA	37200959312	8105105820087	LINDOKWAKHE DLAMINI	PAU137H17	50	63,60	9,54	73,14
KZ436	AMAKUZA	37200959304	8107050469084	THENJIWE SHOBA	PAU134H02	50	63,60	9,54	73,14
KZ436	AMAKUZA	37200959346	6601100718088	LINDIWE SNQO SHOBA	PAU134H11	50	63,60	9,54	73,14
KZ436	AMAKUZA	37200959252	5301240422086	LUMBO ZWELENI SHOBA	PAU134H12	50	63,60	9,54	73,14
KZ436	AMAKUZA	37201803295	4701010431087	SHOBA BADUBILE CATHRIN	PAU134H16	50	63,60	9,54	73,14
KZ436	AMAKUZA	4224999591	8311281076086	DLAMINI THOBEKILE VENEN	PAU38H25	50	63,60	9,54	73,14
KZ436	AMAKUZA	37201803303	7401085315086	SHOBA BHEKISIGCINO AND	PAU134H17	50	63,60	9,54	73,14
KZ436	AMAKUZA	37200956474	9407121171084	DLAMINI GCINO	PAU134H18	50	63,60	9,54	73,14
KZ436	AMAKUZA	37201803410	8304090555085	KHANYEZI THULISILE SIBO	PAU139H07	50	63,60	9,54	73,14
KZ436	AMAKUZA	37201803402	5412030877080	SHOBA CUPHENI MERCY	PAU136H01	50	63,60	9,54	73,14
KZ436	AMAKUZA	37200957795	6504045320087	SHOBA MPIYENGWE JOHAI	PAU136H06	50	63,60	9,54	73,14
KZ436	AMAKUZA	37200957902	5507105797087	SHOBA ZIBONELE LOYI	PAU136H07	50	63,60	9,54	73,14
KZ436	AMAKUZA	37200957985	6210045348082	SHOBA VIKINDABA MICHAEL	PAU136H08	50	63,60	9,54	73,14
KZ436	AMAKUZA	37200957969	8909200593089	SHOBA OCTAVIA ZETHU	PAU133H08	50	63,60	9,54	73,14
KZ436	AMAKUZA	4224999507	5011120773082	DLAMINI NOMATEZI MESSIA	PAU38H28	50	63,60	9,54	73,14
KZ436	AMAKUZA	4225008756	6510130654082	DLAMINI BADINGILE THUSH	PAU38H30	50	63,60	9,54	73,14
KZ436	AMAKUZA	7167076541	4506135204081	SHOBA MGOBO	PAU10H12	50	63,60	9,54	73,14
KZ436	HLANGANANI	7031842128	7508040518081	MDLADLA CLAUDIA	HLA19626	50	63,60	9,54	73,14
KZ436	HLANGANANI	1075771343	1301010101013	MBANJWA ANASTIAS	HLA20216	50	63,60	9,54	73,14
KZ436	HLABENI	37202771756	6303055934089	KHUBONE CEQE CYPRIAN	PHB10H102	50	63,60	9,54	73,14
KZ436	AMAKUZA	4224900409	5905165754081	SHOBA MFANISENI THERUS	PAU10H14	50	63,60	9,54	73,14
KZ436	NKWEZELE	4231457773	6404106080086	MTOLO SPHATA	SNK29H200	50	63,60	9,54	73,14
KZ436	QULASHE S1	22200452294	6509175069081	SHEZI THAMSANQA MASTE	QSE7H58	50	63,60	9,54	73,14
KZ436	NOMANDLOVU	4229126067	7407035561083	NGOBO MZWANDILE	PNM5H10	50	63,60	9,54	73,14
KZ436	AMAKUZA	4225000787	6507055814089	SHOBA BHOYI GEDION	PAU10H18	50	63,60	9,54	73,14
KZ436	HLANGANANI	4233124124	4207240271087	MADLALA ELSINAH	HLA20150	50	63,60	9,54	73,14
KZ436	AMAKUZA	4225027293	8206121263086	SOSIBO SIBONGILE PERCIF	PAU39H2	50	63,60	9,54	73,14
KZ436	QULASHE S1	4228181048	5908115740085	MEMELA FANIZO	QSE3H46	50	63,60	9,54	73,14
KZ436	AMAKUZA	4225028663	7310070945080	LANGA BUYISILE PAULINE	PAU39H9	50	63,60	9,54	73,14

KZ436	AMAKUZA	4228289262	8703120768081	DLAMINI BONISIWE	PAU39H10	50	63,60	9,54	73,14
KZ436	AMAKUZA	7146952101	8904275498082	PHUNGULA LUNGISANI	PAU10H24	50	63,60	9,54	73,14
KZ436	AMAKUZA	4225000282	6304215386087	TSHOBA DOTI RICHARD	PAU10H28	50	63,60	9,54	73,14
KZ436	NKWEZELE	4184161737	1301010101013	KHUMALO NTOMBİYONKE	ENZ02013	50	63,60	9,54	73,14
KZ436	AMAKUZA	4225002429	8308151250080	MBANJWA THULISILE ANNA	PAU11H2	50	63,60	9,54	73,14
KZ436	QULASHE S1	7158922208	7311075549083	LINDA ZISEBENZELE	QSE3H48	50	63,60	9,54	73,14
KZ436	AMAKUZA	4225008566	8409250525081	MTHEMBU SANELISIWE CO	PAU40H5	50	63,60	9,54	73,14
KZ436	HLABENI	37200250498	7804241079084	SHOBA CLUADIA NCAMISILI	PHB1H16	50	63,60	9,54	73,14
KZ436	BETHLEHEM	7112535658	7909200849086	KHWELA EUGENIA NONTOM	PBT25H3 DWE	50	63,60	9,54	73,14
KZ436	HLANGANANI	4236952810	7705190584083	MAKHANYA CRESENTIA	HLA19448	50	63,60	9,54	73,14
KZ436	NKWEZELE	4184160812	8205255825082	MNCWABE FRANCIS MBONI	ENZ02138	50	63,60	9,54	73,14
KZ436	AMAKUZA	4224997132	6202150488084	MVUMBU SNANAZANA CLEI	PAU11H5	50	63,60	9,54	73,14
KZ436	AMAQADI NCWADI I	7033088548	5510010718081	SHAIYANE THEMBI	NCW47005	50	63,60	9,54	73,14
KZ436	AMAKUZA	4225002478	7707260218089	NXELE THOBILE EUNICE	PAU41H4	50	63,60	9,54	73,14
KZ436	ENKELEBANTWAN/	4222142954	5301195363087	MKHIZE JOSEPH LILI	SSE7H9	50	63,60	9,54	73,14
KZ436	NKWEZELE	7078103731	1301010101013	MADLALA PETRUS	NZ0353	50	63,60	9,54	73,14
KZ436	AMAKUZA	7158745559	7111135637088	LINDA HLANGANANI MOSES	PAU67H3	50	63,60	9,54	73,14
KZ436	AMAKUZA	7158745583	5103020566086	SHEZI PIKOLANA FIKLEPH	PAU67H6	50	63,60	9,54	73,14
KZ436	AMAKUZA	7158745591	5005040567087	MNGUNI BATHINI QIKI	PAU67H7	50	63,60	9,54	73,14
KZ436	AMAKUZA	37198868020	6307100882086	MNGUNI PHUMLAPHI EDIST	PAU68H1	50	63,60	9,54	73,14
KZ436	HLANGANANI	4203297496	6506240484089	SHABALALA ZANDILE	HLA20111	50	63,60	9,54	73,14
KZ436	AMAKUZA	7158745526	8801041452080	MNGUNI LONDEKA BAFIKILI	PAU68H2	50	63,60	9,54	73,14
KZ436	AMAKUZA	4225007675	4303050209083	DLAMINI JABULILE VENANC	PAU12H4	50	63,60	9,54	73,14
KZ436	AMAKUZA	4224897092	5804050217082	KHANYILE SIZAKELE CHRIS	PAU12H7	50	63,60	9,54	73,14
KZ436	AMAKUZA	7158649108	6302100471089	MBANJWA NZENZILE NOPHU	PAU69H12	50	63,60	9,54	73,14
KZ436	AMAKUZA	7158687710	6105280741084	LANGA HLEKISILE FUNAPHI	PAU69H3	50	63,60	9,54	73,14
KZ436	AMAKUZA	7158687645	6703100268088	MBATHA NOFELANI ZABALA	PAU69H5	50	63,60	9,54	73,14
KZ436	AMAKUZA	7158687629	5512150463080	DLAMINI LIKIZILE ASTERIA	PAU69H6	50	63,60	9,54	73,14
KZ436	AMAKUZA	7158745666	3704100405087	MNGUNI GUGILE	PAU70H13	50	63,60	9,54	73,14
KZ436	AMAKUZA	7158726021	8908051075089	MNGUNI ZINHLE ZETHU	PAU70H15	50	63,60	9,54	73,14
KZ436	AMAKUZA	7158745674	8812140771080	LINDA BUSISIWE FORTUNA	PAU70H5	50	63,60	9,54	73,14
KZ436	AMAKUZA	7158745708	4603135539085	MNGUNI MZOLHITHWAYO	PAU70H7	50	63,60	9,54	73,14
KZ436	AMAKUZA	22200452328	5401060734089	MNGUNI MANAKAZI VENENI	PAU70H8	50	63,60	9,54	73,14
KZ436	AMAKUZA	7158745641	6901170366085	JAMA ZAMEKILE MARIA	PAU70H9	50	63,60	9,54	73,14
KZ436	AMAKUZA	7158746003	4701190340082	MNGUNI THOBELANI SYLVE	PAU71H10	50	63,60	9,54	73,14
KZ436	AMAKUZA	7158726013	6002180595084	LINDA TSHAYAZANE	PAU71H12	50	63,60	9,54	73,14
KZ436	AMAKUZA	7158649439	8710055685081	LINDA SBONGISENI	PAU71H14	50	63,60	9,54	73,14
KZ436	AMAKUZA	4225002452	7201045559082	KHANYILE MATHONGO PUT	PAU13H18	50	63,60	9,54	73,14
KZ436	AMAKUZA	7158650320	7410060862087	LINDA LINDILENI EVELYN	PAU71H18	50	63,60	9,54	73,14
KZ436	AMAKUZA	7158745971	6612050357082	MNGUNI COSHI THOLANI	PAU71H2	50	63,60	9,54	73,14
KZ436	AMAKUZA	7158745955	9401061321080	NZIMANDE ZETHU	PAU71H6	50	63,60	9,54	73,14
KZ436	AMAKUZA	7158745922	7712180850086	MNGUNI NONHLANHLA EUN	PAU71H7	50	63,60	9,54	73,14
KZ436	AMAKUZA	7158745930	7411080467089	MNGUNI THOKOZANI JABUL	PAU71H8	50	63,60	9,54	73,14
KZ436	AMAKUZA	7158746011	7809240544087	JOLI NOMBIKO TERESEA	PAU71H9	50	63,60	9,54	73,14
KZ436	AMAKUZA	22200452245	5001280198089	CEBEKHULU GUGU BAFIKIL	PAU72H1	50	63,60	9,54	73,14
KZ436	AMAKUZA	4224900755	5801210786089	MKHIZE NTOMBIFUTHI LYNI	PAU13H24	50	63,60	9,54	73,14
KZ436	AMAKUZA	7158726351	7611090910081	ZUMA PRINCES BONISILE	PAU72H11	50	63,60	9,54	73,14
KZ436	AMAKUZA	7158726278	4907020227080	ZUMA NOMATHEMBA HOMI	PAU72H12	50	63,60	9,54	73,14
KZ436	AMAKUZA	7158650304	5207060296080	MBATHA SIZENI MAGAGREI	PAU72H14	50	63,60	9,54	73,14
KZ436	AMAKUZA	7158650296	8107040474087	MNGUNI CATHERINE LETHI	PAU72H15	50	63,60	9,54	73,14
KZ436	AMAKUZA	7158738042	8407250676086	CEBEKHULU THENJIWE SL	PAU72H2	50	63,60	9,54	73,14
KZ436	AMAKUZA	4224991523	5005220719086	LANGA NOMAGUGU STEPH	PAU14H3	50	63,60	9,54	73,14
KZ436	QULASHE S1	4228174290	4608280586088	MTOLO CABANGANI	QSE10H2 EMP	50	63,60	9,54	73,14
KZ436	AMAKUZA	7158726336	7502021691082	KUBONE NELISWE SYLVIA	PAU72H5	50	63,60	9,54	73,14
KZ436	HLANGANANI	7031759249	2410100806081	KHATI NOMAYE	HLA21231	50	63,60	9,54	73,14
KZ436	HLANGANANI	7146379487	7212140966080	SIHLEZANA DUMAZILE	HLA20536	50	63,60	9,54	73,14
KZ436	AMAKUZA	7158726294	6209100800086	ZUMA FLORAH LUNGELENI	PAU72H9	50	63,60	9,54	73,14
KZ436	AMAKUZA	4225018276	6512020733083	MBANJWA PHILLIPINE IREN	PAU14H6	50	63,60	9,54	73,14
KZ436	AMAKUZA	4224901258	5305030872087	SHEZI NOMABULAZI CATHR	PAU42H2	50	63,60	9,54	73,14
KZ436	HLANGANANI	4227625201	4903140421083	DZANIBE NOMNIKELO	HLA19201	50	63,60	9,54	73,14
KZ436	AMAKUZA	7134604698	7210451207089	LINDA RITA GABISILE	PAU73H11	50	63,60	9,54	73,14
KZ436	AMAKUZA	7158649082	2902025284089	LINDA DUBULA NICHOLAS	PAU73H12	50	63,60	9,54	73,14
KZ436	AMAKUZA	4224986846	7712260711083	MBANJWA FLORENCE NOK	PAU15H6	50	63,60	9,54	73,14
KZ436	HLANGANANI	7158776307	4511175329087	MNCWABE GAVINI SIPHIWE	HLA51H7	50	63,60	9,54	73,14
KZ436	AMAKUZA	4224985145	7912201109088	KHUMALO THEMBEKILE JO	PAU15H7	50	63,60	9,54	73,14
KZ436	AMAKUZA	7158649140	8806110759083	MBANJWA PROTASIA ZAND	PAU73H5	50	63,60	9,54	73,14
KZ436	AMAKUZA	7158745278	6101100273085	DLAMINI BALUNGILE MUNTI	PAU73H6	50	63,60	9,54	73,14
KZ436	AMAKUZA	7158745286	9009250641083	DLAMINI MANGALISILE NOZ	PAU73H7	50	63,60	9,54	73,14
KZ436	AMAKUZA	7158726492	8910090954084	KHUBONE LUNGISILE	PAU73H8	50	63,60	9,54	73,14
KZ436	AMAKUZA	7158745302	7305140534088	LINDA NONHLANHLA	PAU73H9	50	63,60	9,54	73,14
KZ436	NKWEZELE	4222743660	7207055357085	DLAMINI JABULANI LEARNA	SNK111019B	50	63,60	9,54	73,14
KZ436	AMAKUZA	7158746367	7301010357080	LINDA SELLY TSHEKILE	PAU74H11	50	63,60	9,54	73,14
KZ436	AMAKUZA	7158746342	7610025769083	MTHEMBU DELANI KHAYAL	PAU74H12	50	63,60	9,54	73,14
KZ436	AMAKUZA	7158746326	7401140905087	MTHEMBU SINDY PRAXEDIS	PAU74H2	50	63,60	9,54	73,14
KZ436	AMAKUZA	4224874315	6506200314086	NYINDE BONISIWE BEAUTY	PAU43H6	50	63,60	9,54	73,14
KZ436	AMAKUZA	7158738026	9109155945082	LINDA NHLAKANIPHO	PAU74H8	50	63,60	9,54	73,14
KZ436	AMAKUZA	7158745401	6401075361083	DLAMINI MBUYISELWA HEN	PAU75H2	50	63,60	9,54	73,14
KZ436	AMAKUZA	7158745344	6911025416084	MBANJWA ERNEST LANGEI	PAU75H3	50	63,60	9,54	73,14
KZ436	AMAKUZA	7158725973	3412250688086	MNGUNI REGINA THOKOZIL	PAU75H4	50	63,60	9,54	73,14
KZ436	AMAKUZA	7158725981	7701013384082	KUNENE NONHLANHLA ETI	PAU75H8	50	63,60	9,54	73,14

KZ436	NKWEZELE	4231237209	4301115397083	NDLELA MDIDIYELI	NZ0239	50	63,60	9,54	73,14
KZ436	AMAKUZA	7158649934	7904075954087	MNGUNI MCACISI	PAU76H11	50	63,60	9,54	73,14
KZ436	AMAKUZA	7158649959	7804051129086	MBANJWA NONKULULEKO	PAU76H13	50	63,60	9,54	73,14
KZ436	HLANGANANI	4107201107	6305050677084	MTOLO DORRIS	HLA20114	50	63,60	9,54	73,14
KZ436	AMAKUZA	7158746771	9302021023081	MBANJWA NOBUHLE	PAU76H20	50	63,60	9,54	73,14
KZ436	AMAKUZA	7158746805	8104076167081	MNGUNI SIMPHIWE LAWRE	PAU76H3	50	63,60	9,54	73,14
KZ436	AMAKUZA	7158746409	8610245905086	MHLONGO MBONGENI INNC	PAU76H4	50	63,60	9,54	73,14
KZ436	AMAKUZA	7158746821	6711060427081	MHLONGO NCAMISILE MAVI	PAU76H5	50	63,60	9,54	73,14
KZ436	AMAKUZA	4224874307	7406040584080	MNGUNI LINDENI NORA	PAU43H10	50	63,60	9,54	73,14
KZ436	AMAKUZA	7158649892	7210200490082	MNGUNI DINWAHINI	PAU76H8	50	63,60	9,54	73,14
KZ436	AMAKUZA	4224999302	8311155945085	MKHIZE FABIAN MTHOKOZI	PAU43H12	50	63,60	9,54	73,14
KZ436	AMAKUZA	7158746862	8103215521083	MBANJWA MXOLISI KHEHLC	PAU77H5	50	63,60	9,54	73,14
KZ436	AMAKUZA	7158746912	6608040593083	MBANJWA NTOMBIZINI DUC	PAU77H7	50	63,60	9,54	73,14
KZ436	AMAKUZA	7158746896	8406036421080	PHUNGULA ZAKHELE	PAU77H8	50	63,60	9,54	73,14
KZ436	AMAKUZA	7158746847	6103120672080	PHUNGULA THOKOZANI GR	PAU77H9	50	63,60	9,54	73,14
KZ436	AMAKUZA	37196842977	6609100475088	NTSHIZA MAKHOSI	PAU15H24	50	63,60	9,54	73,14
KZ436	AMAKUZA	7158737994	9301041309082	DLAMINI VUMILE	PAU79H1	50	63,60	9,54	73,14
KZ436	AMAKUZA	7158781463	6712121020089	KUNENE BABONGILE MONI	PAU79H10	50	63,60	9,54	73,14
KZ436	AMAKUZA	7158781539	7809181001089	KUNENE WINILE PROTASIA	PAU79H11	50	63,60	9,54	73,14
KZ436	HLANGANANI	4176434076	5805020452089	CHIYA DUDUZILE	HLA19418	50	63,60	9,54	73,14
KZ436	HIMEVILLE	4242721126	4702250420089	MLOTSHWA CATHERINE	HIM13117	50	63,60	9,54	73,14
KZ436	AMAKUZA	7158649579	5001100103087	MIYA SELINA NOLINDELA	PAU79H17	50	63,60	9,54	73,14
KZ436	AMAKUZA	7158726088	4502185471084	MNGUNI MZONZIMA ERASM	PAU79H2	50	63,60	9,54	73,14
KZ436	AMAKUZA	4225007451	9107311148088	DLAMINI LULEKA MAVIS	PAU43H19	50	63,60	9,54	73,14
KZ436	AMAKUZA	7158649645	8108120580082	KHUBONE GOODNESS THA	PAU79H3	50	63,60	9,54	73,14
KZ436	AMAKUZA	7158649652	5709280284085	MNGUNI DUDUZILE PRAXEI	PAU79H4	50	63,60	9,54	73,14
KZ436	AMAKUZA	7158649611	6808160501086	KUNENE LUNGELANI PATIE	PAU79H5	50	63,60	9,54	73,14
KZ436	ENKELEBANTWAN/	4231237084	8605135618088	NZIMANDE SANDILE	SSE13H40	50	63,60	9,54	73,14
KZ436	AMAKUZA	7158649603	6008285308083	KHUBONE MZONGANI	PAU79H6	50	63,60	9,54	73,14
KZ436	AMAKUZA	7158781471	6807075834087	KUNENE MHLANGAKHULA \	PAU79H8	50	63,60	9,54	73,14
KZ436	AMAKUZA	7158650288	3201040504087	KUNENE NOMAKWITI CORN	PAU79H9	50	63,60	9,54	73,14
KZ436	AMAKUZA	7158745740	8001120904081	MNGUNI KWENZEKILE BRIC	PAU81H1	50	63,60	9,54	73,14
KZ436	AMAKUZA	7158650247	5902140600083	DLAMINI FIKILE WINNIEFRIC	PAU81H11	50	63,60	9,54	73,14
KZ436	AMAKUZA	7158650239	6203080945086	MHLUNGU FIKILE PATRICIA	PAU81H15	50	63,60	9,54	73,14
KZ436	AMAKUZA	7158781497	4711010339081	KHUBONI THEMBANI GENEI	PAU81H19	50	63,60	9,54	73,14
KZ436	AMAKUZA	7158781497	4711010339081	KHUBONI THEMBANI GENEI	PAU81H19	50	63,60	9,54	73,14
KZ436	AMAKUZA	7158650189	3706300237087	MKELWANI MKELWANI	PAU81H20	50	63,60	9,54	73,14
KZ436	AMAKUZA	7167055339	3602115273088	DLAMINI MADLOTHO	PAU81H21	50	63,60	9,54	73,14
KZ436	UNDERBERG	4090957855	6510201075084	NKOMO ZOLEKA	UNB26039	50	63,60	9,54	73,14
KZ436	AMAKUZA	7158781505	7212270371085	ZUMA CLEMENCIA	PAU81H24	50	63,60	9,54	73,14
KZ436	AMAKUZA	7158781455	7702220767085	DLAMINI THANDAZILE PATR	PAU81H25	50	63,60	9,54	73,14
KZ436	AMAKUZA	7158650346	9510130834087	MNGUNI XOLISILE	PAU81H28	50	63,60	9,54	73,14
KZ436	AMAKUZA	7158745799	8911120847082	MAGOSO NOSIPHO PROTA	PAU81H3	50	63,60	9,54	73,14
KZ436	AMAKUZA	7158650205	8810120771088	NDLANGISA NELISWA	PAU81H4	50	63,60	9,54	73,14
KZ436	NOMANDLOVU	7113501634	5907110786085	MEMELA BATOKILE THERE	PNM41H3	50	63,60	9,54	73,14
KZ436	AMAKUZA	7158745716	6403125820084	LINDA ALBERT ZIMISE	PAU81H8	50	63,60	9,54	73,14
KZ436	AMAKUZA	7158745773	5011305447080	MNGUNI MBHEKENI DENNIS	PAU81H9	50	63,60	9,54	73,14
KZ436	ENKELEBANTWAN/	1081718197	1301010101013	NCOBENI M	E0282	50	63,60	9,54	73,14
KZ436	AMAKUZA	7158725817	7808070442081	DLAMINI CONSTANCE DELI	PAU82H1	50	63,60	9,54	73,14
KZ436	AMAKUZA	4224992802	5306180738086	MNDALI HLEBEKILE KATHRI	PAU16H13	50	63,60	9,54	73,14
KZ436	NOMANDLOVU	7113501956	5601101066082	SOKHELA NANA	PNM43H12	50	63,60	9,54	73,14
KZ436	NKWEZELE	4254610050	8305061154089	MNCWABE SILINDILE	PMT14H200	50	63,60	9,54	73,14
KZ436	AMAKUZA	7158745831	5312065289088	MNTUNGWA BHEKINDODA	PAU82H13	50	63,60	9,54	73,14
KZ436	AMAKUZA	7158745872	8205176069083	ZONDI MUZINKOSI	PAU82H15	50	63,60	9,54	73,14
KZ436	HLABENI	4242624635	6001015833082	BIYASE BHEKINHLANHLA P	PHB2H60	50	63,60	9,54	73,14
KZ436	AMAKUZA	7158745815	8505146073087	DLAMINI BAFANA APPOLIN	PAU82H17	50	63,60	9,54	73,14
KZ436	AMAKUZA	7158745823	8809091418083	DLAMINI MANDISA POLITE	PAU82H18	50	63,60	9,54	73,14
KZ436	AMAKUZA	7158745906	7810025952081	DLAMINI NICHODEM DUMIS	PAU82H19	50	63,60	9,54	73,14
KZ436	NKWEZELE	4231456148	4401250589088	NDOLOVU NCAMSILE	PMT21H204A	50	63,60	9,54	73,14
KZ436	AMAKUZA	7158725866	6502220643083	ZONDI ESLINA SALAWENZA	PAU82H2	50	63,60	9,54	73,14
KZ436	NKWEZELE	4231456122	9108070928082	DUMA GRINETH	PMT22H203	50	63,60	9,54	73,14
KZ436	AMAKUZA	7158650411	8403051159083	KHUBONE HLELIPHI OCTAV	PAU82H21	50	63,60	9,54	73,14
KZ436	NKWEZELE	4231456130	5102205654089	WESSELS DONATOUS	PMT22H204	50	63,60	9,54	73,14
KZ436	AMAKUZA	7158650437	6802290618084	DLAMINI BUYISILE	PAU82H24	50	63,60	9,54	73,14
KZ436	AMAKUZA	7158650460	6408290356087	MHLUNGU ZUMEKILE MARC	PAU82H25	50	63,60	9,54	73,14
KZ436	AMAKUZA	7158650452	7412010756088	ZONDI VAMSILE ELAZEBETI	PAU82H27	50	63,60	9,54	73,14
KZ436	AMAKUZA	4225021080	5707235279085	SHEZI MANDLAKAYISE THE	PAU16H21	50	63,60	9,54	73,14
KZ436	AMAKUZA	37197907324	6601260232086	MBANJWA DELISIWE	PAU168H05	50	63,60	9,54	73,14
KZ436	AMAKUZA	7158687900	5010250197088	ZONDI BAYEKILE	PAU82H32	50	63,60	9,54	73,14
KZ436	AMAKUZA	37197907381	5012190197087	DLAMINI SOLEKILE	PAU168H09	50	63,60	9,54	73,14
KZ436	AMAKUZA	7158687827	6604200494089	MHLONGO LINDIWE MATILL	PAU82H37	50	63,60	9,54	73,14
KZ436	HLANGANANI	1381056744	8008190481080	BEKWA XABA MARIA SIBON	HLA197H62 DV	50	63,60	9,54	73,14
KZ436	AMAKUZA	7158687835	7403145948088	DLAMINI VELABENGAZI SIBI	PAU82H38	50	63,60	9,54	73,14
KZ436	HLANGANANI	4236768539	4211180366089	MQAMBELI BATRICE	HLA21233	50	63,60	9,54	73,14
KZ436	AMAKUZA	37197907282	5002040198088	ZONDI BADUWE	PAU168H10	50	63,60	9,54	73,14
KZ436	AMAKUZA	7158687884	4205120449088	DLAMINI NTOMBI ETHELDR	PAU82H40	50	63,60	9,54	73,14
KZ436	AMAKUZA	7158650718	3811270161083	DLAMINI MATUTU LAIZAH	PAU82H41	50	63,60	9,54	73,14
KZ436	AMAKUZA	37198868202	4808180202089	DLAMINI FAKAZILE ANNA M	PAU82H42 DW	50	63,60	9,54	73,14
KZ436	CREIGHTON PREP/	37198868095	7909070690081	GAMEDE CABANGILE	CTR266H1 DW	50	63,60	9,54	73,14
KZ436	AMAKUZA	7158650676	4701045186086	PHUNGULA ZUZU.TOBAIS	PAU82H43	50	63,60	9,54	73,14

KZ436	AMAKUZA	37186069581	5712130178085	DLAMINI LIZZIE PETRONELL	PAU82H44	50	63,60	9,54	73,14
KZ436	AMAKUZA	37197907332	7206180313088	DLAMINI BUHLE	PAU169H03	50	63,60	9,54	73,14
KZ436	AMAKUZA	37197907357	9307041086083	MBANJWA BAWEZILE	PAU169H05	50	63,60	9,54	73,14
KZ436	AMAKUZA	7158650742	8409090448080	MTHEMBU GRACIA MANDY	PAU82H45	50	63,60	9,54	73,14
KZ436	AMAKUZA	7158650759	8907115819086	ZONDI LUNGELO VICTOR	PAU82H46	50	63,60	9,54	73,14
KZ436	AMAKUZA	7158650734	7209251080081	ZONDI ZENZILE TEGLAR	PAU82H47	50	63,60	9,54	73,14
KZ436	AMAKUZA	37197907233	9107240791081	MJWARA NOMVELO	PAU169H06	50	63,60	9,54	73,14
KZ436	AMAKUZA	37197907225	9012085748081	MJWARA SENZO	PAU169H07	50	63,60	9,54	73,14
KZ436	AMAKUZA	4224899411	5003085221082	MONTAUNG THABO MAHABE	PAU16H24	50	63,60	9,54	73,14
KZ436	AMAKUZA	37197908538	4203210272080	SOSIBO NOWAZI	PAU170H01	50	63,60	9,54	73,14
KZ436	AMAKUZA	7158650700	8012256693083	ZONDI SIBONGISENI PATRIK	PAU82H48	50	63,60	9,54	73,14
KZ436	HLANGANANI	4246381992	4712085542088	DLAMINI MTINJWA	HLA20358	50	63,60	9,54	73,14
KZ436	AMAKUZA	7158725791	5909170761081	PHUNGULA ANNA THAKATH	PAU82H5	50	63,60	9,54	73,14
KZ436	AMAKUZA	37197908553	7607010397086	SHEZI BALUNGILE	PAU170H04	50	63,60	9,54	73,14
KZ436	AMAKUZA	7158650692	7003040640085	ZONDI NELISWE LUCIA	PAU82H50	50	63,60	9,54	73,14
KZ436	ENKELEBANTWAN/	7078103327	1301010101013	KHUMALO R	E0193	50	63,60	9,54	73,14
KZ436	HLANGANANI	7031759397	8411056021083	MNCWABE MTUSENI DERRI	HLA18613	50	63,60	9,54	73,14
KZ436	AMAKUZA	37197908504	5508060428080	SHEZI QONDENI	PAU170H12	50	63,60	9,54	73,14
KZ436	AMAKUZA	7158650031	4811065279081	KHUMALO MZONJANI	PAU82H53	50	63,60	9,54	73,14
KZ436	AMAKUZA	22200468563	8904080697084	ZIKODE NOMPUMELELO NO	PAU170H14	50	63,60	9,54	73,14
KZ436	AMAKUZA	7158649991	6009200995087	KUNENE BAPHINDILE ROSA	PAU82H54	50	63,60	9,54	73,14
KZ436	AMAKUZA	7158650049	7908081314087	MBANJWA ZILUNGILE PRISA	PAU82H55	50	63,60	9,54	73,14
KZ436	AMAKUZA	7158649983	4405310254088	ZONDI NOMATHAMSANQA	PAU82H58	50	63,60	9,54	73,14
KZ436	AMAKUZA	22200456295	6004140411089	KHUMALO DINGENI	PAU82H6	50	63,60	9,54	73,14
KZ436	HLANGANANI	7031759470	3806150360086	ZULU NOMAKESIXE	CTR20028	50	63,60	9,54	73,14
KZ436	AMAKUZA	7158738323	6212155986081	ZONDI PHILANI SINYAMFUZ	PAU82H64	50	63,60	9,54	73,14
KZ436	AMAKUZA	7158738331	7809035600086	MSHENGU RAPHEAL MBHE	PAU82H65	50	63,60	9,54	73,14
KZ436	AMAKUZA	7158738067	7707025502082	DLAMINI GODLIZWI ZAKHEL	PAU82H69	50	63,60	9,54	73,14
KZ436	AMAKUZA	37186077675	4306100582086	KHUMALO MKOTOSI JANER	PAU82H8	50	63,60	9,54	73,14
KZ436	AMAKUZA	7158649694	5711255258086	ZONDI MABONA PETRUS	PAU83H1	50	63,60	9,54	73,14
KZ436	AMAKUZA	7158649736	7004300436081	ZONDI XOLISILE CATHERINI	PAU83H10	50	63,60	9,54	73,14
KZ436	AMAKUZA	7158649686	8009186022086	ZONDI SIPHAMANDLA INNO	PAU83H11	50	63,60	9,54	73,14
KZ436	HIMEVILLE	7137258336	6001200991083	ZIKODE ELSIE	HIM13035 DWE	50	63,60	9,54	73,14
KZ436	AMAKUZA	7158649702	5504030565085	DLAMINI THABISILE MAURE	PAU83H12 DW	50	63,60	9,54	73,14
KZ436	ENKELEBANTWAN/	4184168112	6706240250080	DUMA PHILISWE THEODOF	E0106	50	63,60	9,54	73,14
KZ436	QULASHE S1	4228184844	6310060700082	MJWARA COMARIA	QSE4H6	50	63,60	9,54	73,14
KZ436	AMAKUZA	7158725874	5008170195083	DLAMINI ZAKAKILE GRACIA	PAU83H14	50	63,60	9,54	73,14
KZ436	AMAKUZA	7158725957	8110070832083	DLAMINI NOKUTHULA	PAU83H20	50	63,60	9,54	73,14
KZ436	AMAKUZA	7158649298	9209030982084	DLAMINI LUNGILE	PAU83H21	50	63,60	9,54	73,14
KZ436	AMAKUZA	7158649769	7403115396086	MNCWABE MZWELENI COR	PAU83H23	50	63,60	9,54	73,14
KZ436	AMAKUZA	37198848584	7403020876081	ZONDI BEATOR FANISILE	PAU83H24	50	63,60	9,54	73,14
KZ436	AMAKUZA	7158649330	7908070868085	ZONDI GCINEPHI	PAU83H25	50	63,60	9,54	73,14
KZ436	AMAKUZA	7158725908	8302170482089	MDLANGATHI DUMISILE	PAU83H26	50	63,60	9,54	73,14
KZ436	AMAKUZA	7147072735	5509130478089	MDLANGATHI THEMBEKA	PAU83H27	50	63,60	9,54	73,14
KZ436	QULASHE S1	4228192227	4906180714085	SHEZI DELISILE	QSE10H6	50	63,60	9,54	73,14
KZ436	AMAKUZA	7158649751	9002121400086	LINDA THANDEKA	PAU83H28	50	63,60	9,54	73,14
KZ436	AMAKUZA	7158725890	7202015376085	ZONDI KHALANGANI DOMIN	PAU83H3	50	63,60	9,54	73,14
KZ436	AMAKUZA	7158649710	7909135301088	MDLANGATHI EUGINE SANI	PAU83H30	50	63,60	9,54	73,14
KZ436	QULASHE S1	4228180966	8309241459087	ZONDI NOMBUSO	QSE4H8	50	63,60	9,54	73,14
KZ436	AMAKUZA	7158738018	7912275847084	DLAMINI CEEM	PAU83H31	50	63,60	9,54	73,14
KZ436	AMAKUZA	7158725965	7204040844087	ZONDI ALEXIA THANDEKA	PAU83H6	50	63,60	9,54	73,14
KZ436	AMAKUZA	7158688338	9001230887084	DLAMINI SANELISWE GOOI	PAU84H1	50	63,60	9,54	73,14
KZ436	AMAKUZA	7124128963	9108270878087	RADEBE NOKWANDA	PAU84H13	50	63,60	9,54	73,14
KZ436	AMAKUZA	7124128930	3702080223082	KUNENE TUNUZA REGINA	PAU84H14	50	63,60	9,54	73,14
KZ436	AMAKUZA	7124128955	5901250355082	KUNENE DUMILE CYNTHIA	PAU84H15	50	63,60	9,54	73,14
KZ436	NKWENZELE	4214216865	5912101093087	MTHEMBU THEMBEKILE MA	SNK102024 DV	50	63,60	9,54	73,14
KZ436	HLABENI	22200452153	8409146391086	PHOSWA SPHIWE	PBB18H100	50	63,60	9,54	73,14
KZ436	UNDERBERG	7031788727	5802090780085	ZONDI PHEWANA	UNB26014	50	63,60	9,54	73,14
KZ436	AMAKUZA	7158688387	6605190522086	NZIMANDE PREXEDIS BONI	PAU84H4	50	63,60	9,54	73,14
KZ436	HLANGANANI	37202445328	9003310749085	CHIYA FLORENCE SEBENZI	HLA197H106	50	63,60	9,54	73,14
KZ436	HLANGANANI	22200558538	6806101349086	BEKWA TERRESA ZANELE	HLA191H106	50	63,60	9,54	73,14
KZ436	AMAKUZA	7158688320	7601290685088	MZIMANDE KHOKANI LILIAN	PAU84H5	50	63,60	9,54	73,14
KZ436	AMAKUZA	7158688379	7104280490080	DLAMINI FIKILE PRISCA	PAU84H9	50	63,60	9,54	73,14
KZ436	AMAKUZA	7158649454	7901280511082	LINDA CABANGILE GLORIA	PAU85H16	50	63,60	9,54	73,14
KZ436	AMAKUZA	7158649496	6611200286084	DLAMINI LANDELENI BEATR	PAU85H4	50	63,60	9,54	73,14
KZ436	HLANGANANI	7031758530	2904125155086	XABA SIYANGA	HLA19426	50	63,60	9,54	73,14
KZ436	AMAKUZA	7158726112	6702020956087	XABA BALINDILE ROBINAH	PAU85H7	50	63,60	9,54	73,14
KZ436	AMAKUZA	7158726161	5504170636084	NDLANGISA MABLE JABULI	PAU85H8	50	63,60	9,54	73,14
KZ436	AMAKUZA	7158650106	8903141275088	SOSIBO BEAUTY THINATHI	PAU86H1	50	63,60	9,54	73,14
KZ436	BETHLEHEM	4226460089	5805185440085	MAKHAYE MUZIWANDILA RI	PBT1H15	50	63,60	9,54	73,14
KZ436	AMAKUZA	7158726138	8401150800086	SHEZI BONGIWE MARGARE	PAU86H12	50	63,60	9,54	73,14
KZ436	AMAKUZA	7158650098	7411050929084	ZONDI SIZANI THULISILE	PAU86H2	50	63,60	9,54	73,14
KZ436	AMAKUZA	4225020363	6010230426085	SHEZI NGONENI CHUGUZA	PAU18H16	50	63,60	9,54	73,14
KZ436	AMAKUZA	7158650080	8008180939089	ZUMA PROTASIA QUEEN	PAU86H3	50	63,60	9,54	73,14
KZ436	AMAKUZA	7158650155	8804030474081	KHUBONI THEMBEKILE SYL	PAU86H4	50	63,60	9,54	73,14
KZ436	BETHLEHEM	4226456939	5105260467081	DLAMINI KHONONDILE CATI	PBT1H16	50	63,60	9,54	73,14
KZ436	AMAKUZA	7158650148	8408081253087	DLAMINI SISENI OCTAVIA	PAU86H5	50	63,60	9,54	73,14
KZ436	AMAKUZA	7158650130	8703150776087	DLAMINI ZAMAZULU	PAU86H6	50	63,60	9,54	73,14
KZ436	BETHLEHEM	7146269894	4504060291082	SIBISA THANDIWE VIVIEN	PBT1H17	50	63,60	9,54	73,14
KZ436	AMAKUZA	7158650072	4708120427087	JAMA THEMBA NI	PAU86H7	50	63,60	9,54	73,14

KZ436	AMAKUZA	7158650114	8403240965085	PHOSWA PHUMLILE MAVIS	PAU86H9	50	63,60	9,54	73,14
KZ436	AMAKUZA	4225008640	7001070377081	PHUNGULA MABONGI THEL	PAU55H19	50	63,60	9,54	73,14
KZ436	AMAKUZA	4224983827	5502090455080	SHEZI GEZEPHI	PAU19H1	50	63,60	9,54	73,14
KZ436	BETHLEHEM	4226456392	4602230320086	HLELA FIKILE DORIS	PBT1H20	50	63,60	9,54	73,14
KZ436	HLANGANANI	7031841385	5309080724081	MADUMA SIZAKELE	HLA19806	50	63,60	9,54	73,14
KZ436	NKUMBA	4184166934	1301010101013	NGUBO IDAH	NK0126	50	63,60	9,54	73,14
KZ436	AMAKUZA	37184688127	6212040435088	MNCWABE NOKWENZIWA T	PAU19H16	50	63,60	9,54	73,14
KZ436	AMAKUZA	4232893430	4910240226080	NZIMANDE DAKAVANA	PAU55H8	50	63,60	9,54	73,14
KZ436	AMAKUZA	4225026055	6908151224084	DLAMINI NONTUTHUZELO	PAU23H1	50	63,60	9,54	73,14
KZ436	HLANGANANI	4107201479	3803080282084	MIYA THOROZILE	HLA20112	50	63,60	9,54	73,14
KZ436	HLANGANANI	7031840908	5211250465083	MSIYA MAKHOSAZANA	HLA19101	50	63,60	9,54	73,14
KZ436	AMAKUZA	4225007568	5004275186085	SHOBA JOHN AMOS	PAU23H9	50	63,60	9,54	73,14
KZ436	ENKELEBANTWAN/	4176584904	1301010101013	MAPHANGA M	E0040	50	63,60	9,54	73,14
KZ436	AMAKUZA	22200468571	7411105373080	DLAMINI SIBONGISENI	PAU21H10	50	63,60	9,54	73,14
KZ436	NOMANDLOVU	4228809937	2606170123089	TENZA NOPHOSISA	PNM16H6	50	63,60	9,54	73,14
KZ436	AMAKUZA	4224955239	7501230647083	MBHELE NOMUZA MUKE	PAU34H3	50	63,60	9,54	73,14
KZ436	AMAKUZA	4225019936	8005090639084	SHEZI NOMBULELO CLAU	PAU23H13	50	63,60	9,54	73,14
KZ436	AMAKUZA	4225019902	6905135433088	ZONDI THEMBINKOSI JOSEI	PAU23H14	50	63,60	9,54	73,14
KZ436	AMAKUZA	4225019910	5711185586085	NCOBENI BEKUYISE BANAE	PAU23H17	50	63,60	9,54	73,14
KZ436	MQATSHENI	4201067800	5707103040080	MAJOLA BUSISIWE	PMT27H14	50	63,60	9,54	73,14
KZ436	QULASHE S1	4228192235	7110130455082	MBANJWA FIKILE	QSE10H10	50	63,60	9,54	73,14
KZ436	HLANGANANI	4236970358	4410120401085	CHIYA THANDEKILE	HLA19425	50	63,60	9,54	73,14
KZ436	QULASHE S1	4228174332	8003031261080	MSWARA WINILE	QSE10H11	50	63,60	9,54	73,14
KZ436	ENKELEBANTWAN/	1081727404	1301010101013	PHUNGULA A	E0178	50	63,60	9,54	73,14
KZ436	ENKELEBANTWAN/	4211465408	6207075539085	NGIDA HENDRY	SSE10H10	50	63,60	9,54	73,14
KZ436	AMAKUZA	4225001314	8212055620085	SOSIBO MFANISENI	PAU46H22	50	63,60	9,54	73,14
KZ436	AMAKUZA	4225007329	6209265968082	NTSHAPHA BHEKILIFA MHL	PAU38H22	50	63,60	9,54	73,14
KZ436	HLANGANANI	37204511408	5706260797086	NCOBENI DUMISILE FRANC	HLA191H119	50	63,60	9,54	73,14
KZ436	HLANGANANI	37204511390	8711281162085	MKHIZE BONGEKILE	HLA191H120	50	63,60	9,54	73,14
KZ436	HLANGANANI	37204511341	7112170595082	MADLALA BABONGILE SYLV	HLA191H121	50	63,60	9,54	73,14
KZ436	HLANGANANI	7031828614	5012315643080	MADUNA ZOMUZI	HLA19819	50	63,60	9,54	73,14
KZ436	HLANGANANI	4236765501	4712285304081	MAKHANYA GCINILALA	HLA19656	50	63,60	9,54	73,14
KZ436	HLANGANANI	4246398533	4606150319085	MBANJWA MAQOSHI	HLA21944	50	63,60	9,54	73,14
KZ436	HLANGANANI	7158781786	5608065289089	JILI VALIPHATHWA MHLAB	HLA41H13	50	63,60	9,54	73,14
KZ436	HLANGANANI	1077126546	5008205573080	MNCWABE ZANZAMUHLE	HLA20028	50	63,60	9,54	73,14
KZ436	HLANGANANI	7031755007	2802110227086	GUMEDE DOMBI	HLA19302	50	63,60	9,54	73,14
KZ436	AMAKUZA	4225018631	5001210197086	SHEZI QONDILE PROTASIA	PAU37H9	50	63,60	9,54	73,14
KZ436	HLANGANANI	7106404564	7002090403089	SOSIBO BONGIWE	HLA20103	50	63,60	9,54	73,14
KZ436	HLANGANANI	4246104543	8703221080089	DLAMINI NOMTHANDAZO F/	HLA190H320	50	63,60	9,54	73,14
KZ436	HIMEVILLE	7103293523	3812115167087	SOSIBO MSHIYEMI JOHANN	RHMV10H2	50	63,60	9,54	73,14
KZ436	HLANGANANI	4246105615	8006011220083	XABA BONGEKILE SYLVIA	HLA197H341	50	63,60	9,54	73,14
KZ436	NKWEZELE	4212446662	4102155362080	MEMELA PROTAS	DNB269H21 DV	50	63,60	9,54	73,14
KZ436	HLANGANANI	4236776714	7406061440089	XABA NOKUTHULA	HLA19741	50	63,60	9,54	73,14
KZ436	HLANGANANI	4246104741	8905190818080	KHOZI ZINHLE EUZABETH	HLA197H340	50	63,60	9,54	73,14
KZ436	HLANGANANI	4246103305	8209265787084	XABA CYRIL MHLONIPHENI	HLA197H346	50	63,60	9,54	73,14
KZ436	HLANGANANI	4244546653	7508040003084	NCOBENI NOMPULO CYNTHI	HLA191H340	50	63,60	9,54	73,14
KZ436	ENKELEBANTWAN/	7087651720	7303030422084	SIMELANE THEMBI	SSE47H2	50	63,60	9,54	73,14
KZ436	ENKELEBANTWAN/	7101051261	7610110482089	NDLOVU THENJIWE	SSE47H3	50	63,60	9,54	73,14
KZ436	HLANGANANI	4236955326	6508225458088	MBANJWA PROTAS	HLA20519	50	63,60	9,54	73,14
KZ436	HLANGANANI	7031841765	3111110257088	SOSIBO FIHLANI	HLA19207	50	63,60	9,54	73,14
KZ436	ENKELEBANTWAN/	7101051329	5303050472086	NDLOVU SIBONGILE MOLLY	SSE47H5	50	63,60	9,54	73,14
KZ436	NKWEZELE	7047004473	1301010101013	MBHELE SEBENZILE T	SNK116034	50	63,60	9,54	73,14
KZ436	AMAKUZA	7134474837	7805205544088	SABELA MALIN	PAU104H03	50	63,60	9,54	73,14
KZ436	HLANGANANI	4242837864	6503080295089	DLAMINI LINDIWE	HLA19218	50	63,60	9,54	73,14
KZ436	AMAKUZA	7134474761	6701017229086	MBANJWA MDOBI	PAU104H06	50	63,60	9,54	73,14
KZ436	AMAKUZA	7134437289	7605170387087	SABELA SITHEMBILE	PAU104H08	50	63,60	9,54	73,14
KZ436	ENKELEBANTWAN/	4228288215	1301010101013	SOSIBO VICTUS	E0473	50	63,60	9,54	73,14
KZ436	AMAKUZA	7134437248	7308060946084	MBANJWA GLORIA	PAU105H05	50	63,60	9,54	73,14
KZ436	AMAKUZA	7134437248	7308060946084	MBANJWA GLORIA	PAU105H05	50	63,60	9,54	73,14
KZ436	HLANGANANI	7158775945	7207030672087	DLAMINI NONHLANHLA ALO	HLA35H25	50	63,60	9,54	73,14
KZ436	AMAKUZA	4242720367	7702010355083	PHUNGULA MARY NOXOLIS	PAU15H30	50	63,60	9,54	73,14
KZ436	AMAKUZA	4239663778	9202170946084	MTHEMBU NOZITHEMBISO I	PAU40H11	50	63,60	9,54	73,14
KZ436	AMAKUZA	4242718346	6306030371087	MTHEMBU NANA ANNATOR	PAU38H33	50	63,60	9,54	73,14
KZ436	AMAKUZA	7134474571	4611160599080	KHAWULA LOCORDA	PAU107H05	50	63,60	9,54	73,14
KZ436	AMAKUZA	7134474506	5009200723084	TSHIZA ZILONILE	PAU107H08	50	63,60	9,54	73,14
KZ436	AMAKUZA	7134475628	4703290506083	MBANJWA DUMAZILE	PAU108H04	50	63,60	9,54	73,14
KZ436	AMAKUZA	7134475636	5809055362080	MBANJWA TATOKWAKHE	PAU108H05	50	63,60	9,54	73,14
KZ436	NKWEZELE	7118632673	7211281013082	DLAMINI PRETTY NONHLAN	SNK81H209	50	63,60	9,54	73,14

KZ436	AMAKUZA	7134437180	7111200386082	MBANJWA LUNGELENI	PAU109H04	50	63,60	9,54	73,14
KZ436	AMAKUZA	7134437206	6605200272086	XABA ESTER	PAU109H10	50	63,60	9,54	73,14
KZ436	UNDERBERG	7031789477	6304140414087	MFUGENI YOLI	UNB26026	50	63,60	9,54	73,14
KZ436	AMAKUZA	37197910260	6110170645080	MBANJWA SEBENZANI ZATI	PAU164H05	50	63,60	9,54	73,14
KZ436	AMAKUZA	7134474449	5206150564084	SABELA KHUPHUKILE	PAU109H15	50	63,60	9,54	73,14
KZ436	AMAKUZA	7134474456	7501290641083	SABELA ZANELE	PAU109H16	50	63,60	9,54	73,14
KZ436	AMAKUZA	7146338657	6802105373081	NTSHIZA HAWULENGWE	PAU109H20	50	63,60	9,54	73,14
KZ436	AMAKUZA	7134476105	7604290402082	DLAMINI VUMILE	PAU110H04	50	63,60	9,54	73,14
KZ436	ENKELEBANTWAN/	4184168179	4011150223082	CHULE NONTSHIZI NOMUS/	E0611	50	63,60	9,54	73,14
KZ436	AMAKUZA	7134589097	6706270643089	MBANJWA VUYISILE	PAU110H10	50	63,60	9,54	73,14
KZ436	AMAKUZA	7134589154	8402050948082	KHONJWAYO NOMZAMO	PAU110H15	50	63,60	9,54	73,14
KZ436	AMAKUZA	37197910146	7707245517084	DLAMINI REGINALD SAMUK	PAU165H03	50	63,60	9,54	73,14
KZ436	AMAKUZA	7134588024	8212021444081	MCWABE LUNGILE	PAU110H22	50	63,60	9,54	73,14
KZ436	AMAKUZA	37197910062	6905135433088	ZONDI THEMBINKOSI JOSEI	PAU165H04	50	63,60	9,54	73,14
KZ436	AMAKUZA	71469522200	4911030672087	DLAMINI THENJWE ANNATI	PAU165H05	50	63,60	9,54	73,14
KZ436	HLANGANANI	4222850127	7904080572080	MSIYA NTOMBIFUTHI	HLA20136	50	63,60	9,54	73,14
KZ436	HLANGANANI	4245254422	4411295223080	MTHEMBU EDGAR	HLA18969	50	63,60	9,54	73,14
KZ436	HLANGANANI	4245254422	4411295223080	MTHEMBU EDGAR	HLA18969	50	63,60	9,54	73,14
KZ436	AMAKUZA	7134587877	7905205798088	SABELA MADLENKOZI	PAU111H06	50	63,60	9,54	73,14
KZ436	AMAKUZA	37197906177	6404060894084	MBANJWA PHILPINA NTOMI	PAU165H14	50	63,60	9,54	73,14
KZ436	AMAKUZA	7134587992	6312270344089	MBANJWA SISTELA	PAU111H10	50	63,60	9,54	73,14
KZ436	AMAKUZA	7134587950	8501056120081	SABELA ZIMISE	PAU111H12	50	63,60	9,54	73,14
KZ436	AMAKUZA	7134437339	5412145218089	SABELA STAFF MZOFAYO	PAU111H17	50	63,60	9,54	73,14
KZ436	AMAKUZA	7134437438	4308110326082	MBANJWA SHAINA	PAU112H01	50	63,60	9,54	73,14
KZ436	AMAKUZA	4248785075	7606255810084	MAJOZI BHEKI PROTAS	PAU3H50	50	63,60	9,54	73,14
KZ436	AMAKUZA	37197912589	6111050912087	SHEZI THOLWEPHI GLORIA	PAU166H08	50	63,60	9,54	73,14
KZ436	AMAKUZA	7134474803	4209020392083	KHANYILE TAKATILE	PAU112H13	50	63,60	9,54	73,14
KZ436	AMAKUZA	7158649371	7202021000083	DLAMINI MANDISA BEATRIC	PAU72H8	50	63,60	9,54	73,14
KZ436	AMAKUZA	7158738273	9406135733087	NZIMANDE BONGINKOSI	PAU81H22	50	63,60	9,54	73,14
KZ436	AMAKUZA	7158649272	7503095159089	MDLANGATHI SIBONELO PI	PAU83H29	50	63,60	9,54	73,14
KZ436	AMAKUZA	7158650056	7511300782082	NDLANGISA THANDIKILE CF	PAU85H13	50	63,60	9,54	73,14
KZ436	AMAKUZA	37197908389	7310080487081	SOSIBO LUNGILE CHRISTOI	PAU167H01	50	63,60	9,54	73,14
KZ436	AMAKUZA	37197908363	4708250163080	SOSIBO LONTI	PAU167H02	50	63,60	9,54	73,14
KZ436	AMAKUZA	37197912837	5902030735080	MVELASE FUNEKILE SEPHF	PAU167H05	50	63,60	9,54	73,14
KZ436	HLANGANANI	7031342905	6501017662082	JILI ERIC SIGWILI	HLA19850	50	63,60	9,54	73,14
KZ436	AMAKUZA	37197912829	6305070272080	MHLONGO TIKILE ELEANOF	PAU167H07	50	63,60	9,54	73,14
KZ436	AMAKUZA	37197908298	6412020334083	MTOLO GLORIA ZWAKALILE	PAU167H12	50	63,60	9,54	73,14
KZ436	AMAKUZA	37197907407	5807250589085	MNGUNI THEMBENI ANNAM	PAU167H14	50	63,60	9,54	73,14
KZ436	AMAKUZA	37197907316	5902040942080	DLAMINI SIZENI	PAU167H17	50	63,60	9,54	73,14
KZ436	QUMENI 2	7043048771	1301010101013	NZIMANDE PRINCECESS L	SNK036201	50	63,60	9,54	73,14
KZ436	HLANGANANI	7031828580	2504190123082	CABE PUTELENI	HLA19611	50	63,60	9,54	73,14
KZ436	AMAKUZA	37197905435	7801165387089	NZIMANDE THULANI	PAU125H06	50	63,60	9,54	73,14
KZ436	NKUMBA	7049867984	4111080260087	LEHAS NTSOAKE ALOSIA	SSE013010	50	63,60	9,54	73,14
KZ436	AMAKUZA	4244515823	9202061325083	DLAMINI NOMSA	PAU14H200	50	63,60	9,54	73,14
KZ436	AMAKUZA	4244527208	8212151350082	MCHUNU DORIS	PAU15H202	50	63,60	9,54	73,14
KZ436	AMAKUZA	37197905591	8201012622086	PHUNGULA SIMANGELE FO	PAU125H09	50	63,60	9,54	73,14
KZ436	BULWER LOW COS	4217604281	7203035617086	GAMBU KHININI	PBL2H21	50	63,60	9,54	73,14
KZ436	SOKHELA S1	4220419784	4606280406083	SOKHELA SHADELENI	PSK3H13	50	63,60	9,54	73,14
KZ436	HLANGANANI	7031828770	5711245286080	GWALA FELIX	HLA18826	50	63,60	9,54	73,14
KZ436	ENKELEBANTWAN/	7115218781	1301010101013	HLONGWANE P	E0047	50	63,60	9,54	73,14
KZ436	AMAKUZA	4244528313	9109080856081	SOSIBO NOSIPHO GLORIA	PAU23H200	50	63,60	9,54	73,14
KZ436	AMAKUZA	4244526432	7706066200085	DLAMINI MBHEKISENI ZIPI	PAU24H200	50	63,60	9,54	73,14
KZ436	AMAKUZA	4244520187	7801075648083	DLANGISA ZIBONELE NHLA	PAU25H200	50	63,60	9,54	73,14
KZ436	AMAKUZA	4244517647	8403161173081	JLACA NOKUPHWA	PAU25H201	50	63,60	9,54	73,14
KZ436	QULASHE S	4228174779	4709015582085	NZIMANDE THEMBIKOSI	QSE11H16	50	63,60	9,54	73,14
KZ436	AMAKUZA	4244517639	7002100485084	SOSIBO TUTU MAVIS	PAU25H203	50	63,60	9,54	73,14
KZ436	QULASHE S1	37186054732	8209055538085	NZIMANDE VUKANI DERRIC	QSE11H29	50	63,60	9,54	73,14
KZ436	HLANGANANI	4192576553	4307040304086	MBHELE THEMBENI	HLA20213	50	63,60	9,54	73,14
KZ436	QULASHE S1	37186057347	7210085480083	PHUNGULA ADRIEAS	QSE11H9	50	63,60	9,54	73,14
KZ436	AMAKUZA	4244526457	9104130399083	MJWARA ZINHLE GLADYS	PAU3H204	50	63,60	9,54	73,14
KZ436	NKWEZELE	7049858025	6708135325084	CHILIZA NDABINGEHLELE N	SNK069027	50	63,60	9,54	73,14
KZ436	AMAKUZA	4244517969	9501040485086	MTOLO NOKULUNGA CAMS	PAU47H201	50	63,60	9,54	73,14
KZ436	AMAKUZA	4225005976	7601018330082	SHOBA MUFANUVELE SINO	PAU5H2	50	63,60	9,54	73,14
KZ436	AMAKUZA	4244515633	7509231425086	BUTHELEZI ELIZABETH NOE	PAU53H200	50	63,60	9,54	73,14
KZ436	HLANGANANI	7031760577	5812166055080	MIYA PAULOS	HLA19331	50	63,60	9,54	73,14
KZ436	HLABENI	42092145522	8608035932088	JAMA BEATUS BONGANI	PHB28H21	50	63,60	9,54	73,14
KZ436	AMAKUZA	4225028929	4710040579088	MTHEMBU THEMBEKILE PH	PAU5H11	50	63,60	9,54	73,14
KZ436	AMAKUZA	4244518025	8704291120086	SOSIBO ZINHLE	PAU56H203	50	63,60	9,54	73,14
KZ436	HLANGANANI	4176433615	6112165562080	DLAMINI MAKHOSONKE	HLA21511	50	63,60	9,54	73,14
KZ436	HLANGANANI	7032357704	5201030780083	DLAMINI STHEBI	HLA18968	50	63,60	9,54	73,14
KZ436	HLABENI	7137256801	5802200452088	ZACA CASHELENI GETRUDI	PHB006023	50	63,60	9,54	73,14
KZ436	AMAKUZA	4244526507	9201045465080	MTOLO XOLANI	PAU9H200	50	63,60	9,54	73,14
KZ436	AMAKUZA	42250007345	8006060591087	SIBETHA BAQHELILE GLOR	PAU13H5	50	63,60	9,54	73,14
KZ436	HLABENI	4209223678	4005150442080	NGLAMU NOMFICA	PHB006028	50	63,60	9,54	73,14
KZ436	HLABENI	4232711046	4005150442080	NGCAMU NOMFICA	PHB006029	50	63,60	9,54	73,14
KZ436	ENKELEBANTWAN/	7078103343	5106100307081	DHLAMINI NOKUTHULA DOE	E0293	50	63,60	9,54	73,14
KZ436	HLABENI	4209222951	9204065757089	NZIMANDE WANDILE PENW	PHB001014	50	63,60	9,54	73,14
KZ436	EMASAMENI	7117660048	9006101397089	MBANJWA NOMPUMELELO	PSM15H63	50	63,60	9,54	73,14
KZ436	HLANGANANI	1077095618	6902240320086	MADE NTOMBIFIKILE	HLA19536	50	63,60	9,54	73,14
KZ436	AMAKUZA	4225020314	6208240937089	NGCOBO THEMBEKILE VIRI	PAU23H18	50	63,60	9,54	73,14



KZ436	ENKELEBANTWAN/	4222798110	6707170616084	SHELEMBE ANGELINE THEI	SSE44H13	50	63,60	9,54	73,14
KZ436	ENKELEBANTWAN/	4074176852	6307145703081	KHUMALO P	E0259	50	63,60	9,54	73,14
KZ436	HLABENI	4209213265	6704275640085	DLAMINI SIYABOGNA E	PHB002014	50	63,60	9,54	73,14
KZ436	HLABENI	7158922612	8611266559083	JACA BONGINKOSI	PHB12H81	50	63,60	9,54	73,14
KZ436	AMAKUZA	4225000142	6201260295082	NGCEBELE NOMATHEMBA	PAU6H2	50	63,60	9,54	73,14
KZ436	AMAKUZA	7146952127	6910230611083	MNGUNI HLELINGANI	PAU6H4	50	63,60	9,54	73,14
KZ436	ENKELEBANTWAN/	7101051071	6510101446088	CHILIZA NTOMBIFUTHI	SSE30H6	50	63,60	9,54	73,14
KZ436	AMAKUZA	4225003286	2601012275080	PHUNGULA ZIBANA	PAU45H8	50	63,60	9,54	73,14
KZ436	QULASHE S1	4228189934	8402151275088	MBATHA SLINDILE	QSE11H21	50	63,60	9,54	73,14
KZ436	NKWEZELE	4178225803	5811165778080	DLAMINI MVUMELENI	ENZ03312	50	63,60	9,54	73,14
KZ436	HLANGANANI	4212074910	7804275439089	MIYA MZWANDILE	HLA20127	50	63,60	9,54	73,14
KZ436	HLANGANANI	4211108172	5702270471085	MDLADLA DANISILE	HLA19634	50	63,60	9,54	73,14
KZ436	HLABENI	4209254269	6609195355088	DLAMINI LINDUYISE BEATU	PHB003011	50	63,60	9,54	73,14
KZ436	QULASHE S1	4228189926	7811280608087	RADEBE NOXOLO	QSE11H22	50	63,60	9,54	73,14
KZ436	MAHWAQA	4231407760	6108095638081	DLAMINI MSIZI	PQA8H3 MAHV	50	63,60	9,54	73,14
KZ436	AMAKUZA	4224942716	5212180331080	ZONDI MAVIS HAWUKILE	PAU46H24	50	63,60	9,54	73,14
KZ436	MAHWAQA	4231407745	4407240126089	DLAMINI MAKOSAZANE	PQA8H8	50	63,60	9,54	73,14
KZ436	AMAKUZA	4225007014	5312170551083	MTOLO THEMBSILE ELIZAB	PAU47H5	50	63,60	9,54	73,14
KZ436	HLANGANANI	7145972159	5709065600083	SHABALALA SIPHO	HLA19203	50	63,60	9,54	73,14
KZ436	AMAKUZA	4224984023	6807125985087	MBANJWA UNGAPHIKINAYE	PAU30H6	50	63,60	9,54	73,14
KZ436	AMAKUZA	4224999799	7806240243082	BHENGU THOLISILE KELSO	PAU30H10	50	63,60	9,54	73,14
KZ436	AMAKUZA	4225006800	5908105466089	TSHEZI DOMPAS VINCENT	PAU47H15	50	63,60	9,54	73,14
KZ436	HLANGANANI	4246103149	8510210891081	MKIZE EUNICE	HLA205H341	50	63,60	9,54	73,14
KZ436	HLABENI	4209220914	4706050551082	SHABALALA THOKO GRIGO	PHB009012	50	63,60	9,54	73,14
KZ436	AMAKUZA	4225017773	8503010377088	MNGUNI PHUMULILE	PAU49H2	50	63,60	9,54	73,14
KZ436	HLANGANANI	37196853123	8210141054087	CHIYA EUNICE ZIBUYILE	HLA201H340 H	50	63,60	9,54	73,14
KZ436	HLABENI	4209213414	5801260813080	MTHEMBU THOKO MAUREE	PHB004007	50	63,60	9,54	73,14
KZ436	HLANGANANI	7134604763	6507270318080	ZULU MILDREDIS NOMFUNC	HLA2060239	50	63,60	9,54	73,14
KZ436	HLABENI	4209220906	6408060282083	KLUNENE ZIKHIPHE GERTR	PHB009013	50	63,60	9,54	73,14
KZ436	AMAKUZA	4225007196	4803025330088	NDABA QUKHU VITALIS	PAU49H6	50	63,60	9,54	73,14
KZ436	AMAKUZA	4225028747	5210025502089	MNDALI PHUTHUMANI	PAU49H12	50	63,60	9,54	73,14
KZ436	MQATSHENI	4203419199	5507295697089	MOTKOUNG-CALTON MFAN	PMT2H13	50	63,60	9,54	73,14
KZ436	HLANGANANI	4236970366	5410295500082	RADEBE BHEKEZAKHE	HLA19619	50	63,60	9,54	73,14
KZ436	HLANGANANI	4246112645	7309210693089	KESWA MILDRED FISANI	HLA207H347	50	63,60	9,54	73,14
KZ436	AMAKUZA	4246388492	8110201049086	SHOBA BABHEKILE	PAU31H17	50	63,60	9,54	73,14
KZ436	AMAKUZA	37202763704	4803145358084	KHUBONI THEMBA	PAU32H1	50	63,60	9,54	73,14
KZ436	HLABENI	4209219213	7802140941081	NGUBO GREYS GETHY	PHB004015	50	63,60	9,54	73,14
KZ436	AMAKUZA	4225017765	7006060458080	PHUNGULA ZIMEPHI PAULI	PAU49H19	50	63,60	9,54	73,14
KZ436	AMAKUZA	4225002411	8105205901084	KHUBONI XOLANI	PAU32H2	50	63,60	9,54	73,14
KZ436	AMAKUZA	4225026956	6712210293084	SOSIBO BUSELAPHI FLORE	PAU49H24	50	63,60	9,54	73,14
KZ436	AMAKUZA	4225017583	7001012035086	BENGU BUSELAPHI AGNES	PAU51H1	50	63,60	9,54	73,14
KZ436	MQATSHENI	4201072230	6706076053087	DUMA JOSEPH	PMT3H4	50	63,60	9,54	73,14
KZ436	AMAKUZA	4225007360	4908040592081	MLITWA DOLI BACUPHILE	PAU51H4	50	63,60	9,54	73,14
KZ436	HLANGANANI	7118618995	5109060516089	SHOZI LETTICIA	HLA20241	50	63,60	9,54	73,14
KZ436	AMAKUZA	37200253880	8607211021088	MTOLO THOBILE	PAU32H10	50	63,60	9,54	73,14
KZ436	AMAKUZA	4224985236	8709260714082	DLAMINI ELIZABETH HLENG	PAU51H11	50	63,60	9,54	73,14
KZ436	HLANGANANI	4107188494	5010160197087	BEKWA BONANGANI	HLA20615	50	63,60	9,54	73,14
KZ436	AMAKUZA	4224999484	4904195703086	PHUNGULA VALELENI	PAU51H13	50	63,60	9,54	73,14
KZ436	AMAKUZA	4224894255	6603290575088	MNGUNI BANCAMILE OCTA	PAU32H14	50	63,60	9,54	73,14
KZ436	AMAKUZA	4225000076	5810165437085	DLAMINI GULUVA THOMAS	PAU61H2	50	63,60	9,54	73,14
KZ436	HLABENI	4209213315	6804230682089	JACA JABU MAVIS	PHB004027	50	63,60	9,54	73,14
KZ436	STEMMORE	4217548926	4406230253085	NDLOVU NOMAGUGU UNIC	SMR009006 HII	50	63,60	9,54	73,14
KZ436	ENKELEBANTWAN/	7101692254	5710150740057	MAGOSO THOKO	SSE31H4	50	63,60	9,54	73,14
KZ436	HLABENI	4211867413	9007261127084	MBANJWA LINDENI	PHB004031	50	63,60	9,54	73,14
KZ436	AMAQADI NCWADI	4220431664	8011145479084	JILE PARAI	NCW72H1	50	63,60	9,54	73,14
KZ436	ENKELEBANTWAN/	7102443996	6706125683082	LUKHOTO SIBIZANI	SSE31H10	50	63,60	9,54	73,14
KZ436	STEMMORE	7043067037	4612150474086	MBOKAZI SABILILE	SMR10005	50	63,60	9,54	73,14
KZ436	MQATSHENI	4242627729	8501281178086	MJWARA DORIS ZANDILE	PMT7H100	50	63,60	9,54	73,14
KZ436	AMAKUZA	4224999450	7505060473080	MNGUNI VICTORIA PHILISIV	PAU33H2	50	63,60	9,54	73,14
KZ436	AMAKUZA	4225006982	4601170520085	MJWARA SANAH	PAU61H20	50	63,60	9,54	73,14
KZ436	QUMENI 1	4204932273	8005016041080	PHOSWA XOLANI NICHOLA	SQ025007-DWI	50	63,60	9,54	73,14
KZ436	HLABENI	4209216193	7009180478085	KHWELA VUYISWA IVY	PHB010015	50	63,60	9,54	73,14
KZ436	AMAKUZA	4224999930	7604305607089	MNGUNI THOMAS ZWENGA	PAU33H7	50	63,60	9,54	73,14
KZ436	AMAKUZA	4224999922	6907080365083	MNGUNI ZIXHESHILE GLAD	PAU33H8	50	63,60	9,54	73,14
KZ436	HLABENI	4227716034	6306015958080	DLAMINI SIPHO MQABULEN	PHB004036	50	63,60	9,54	73,14
KZ436	HLANGANANI	4211108610	4212150266085	XABA MPISHO	HLA19321	50	63,60	9,54	73,14
KZ436	HLABENI	4209216177	8505260416086	GAMBU ZAMA EUNICE	PHB010017	50	63,60	9,54	73,14
KZ436	HLABENI	4209216169	3610105494085	MNGUNI TAUNUNU ANTON	PHB010019	50	63,60	9,54	73,14
KZ436	HLABENI	4209216169	3610105494085	MNGUNI TAUNUNU ANTON	PHB010019	50	63,60	9,54	73,14
KZ436	MQATSHENI	4201071604	8809260733080	MJWARA NELISILE	PMT6H3	50	63,60	9,54	73,14
KZ436	ENKELEBANTWAN/	1081794354	1301010101013	NDLOVU M	E0422A	50	63,60	9,54	73,14
KZ436	HLABENI	4209216185	5003270643082	GAMBU PHAKETHE GERTRI	PHB010020	50	63,60	9,54	73,14
KZ436	HLANGANANI	4211109824	3808100346082	MAGWENYANE LANDIWE	HLA20152	50	63,60	9,54	73,14
KZ436	MQATSHENI	37200255403	6605040905085	KHWELA NTOMBI	PMT7H1	50	63,60	9,54	73,14
KZ436	MQATSHENI	4203420585	5812151044081	NDHLOVU REGINAH BOTSI	PMT7H2	50	63,60	9,54	73,14
KZ436	HLABENI	4209219528	4006100331084	NGCOBO NOMAPULASI	PHB005002	50	63,60	9,54	73,14
KZ436	ENKELEBANTWAN/	7096471649	8510030842082	ZONDI BONISILE	SSE31H25	50	63,60	9,54	73,14
KZ436	MQATSHENI	4204855904	4711180438085	BENGU THEMENI GIRRLIE	PMT7H3	50	63,60	9,54	73,14
KZ436	MQATSHENI	4204855912	6511290468081	NGCEMU GETRUDE	PMT7H4	50	63,60	9,54	73,14
KZ436	AMAKUZA	4224981714	5311035714084	MEMELA MUZIWANELE DEK	PAU35H4	50	63,60	9,54	73,14

KZ436	HLANGANANI	7032406212	6108175396089	MXADI ZAZI	HLA20837	50	63,60	9,54	73,14
KZ436	NKWEZELE	7046909805	8110020421086	MEMELA ZINHLA ANNA	SNK105065	50	63,60	9,54	73,14
KZ436	AMAKUZA	4224900367	5409190548089	DLAMINI NOMALOLI MFUSH	PAU35H11	50	63,60	9,54	73,14
KZ436	AMAKUZA	4225006818	8004095375089	NZIMANDE THOMAS SIYAB	PAU35H21	50	63,60	9,54	73,14
KZ436	NKUMBA	4228717593	7803260269089	NZIMANDE BONGEKILE GR	SSE022007	50	63,60	9,54	73,14
KZ436	AMAKUZA	37197905559	7402280377087	NSINDANE QHAMUKILE	PAU128H02	50	63,60	9,54	73,14
KZ436	BETHLEHEM	4237613387	5108260385089	DLAMINI LILINALE	BWR252H29	50	63,60	9,54	73,14
KZ436	UNDERBERG	22200452146	7206150686083	LUSWAZI NONHLANHLA JO'	UNB26004	50	63,60	9,54	73,14
KZ436	HLABENI	4209213463	5205210567087	MNCWABE THOKOZILE	PHB13H3	50	63,60	9,54	73,14
KZ436	HLABENI	4227011618	6506031194087	NGUBO NELISIWE IVY	PHB13H4	50	63,60	9,54	73,14
KZ436	HLANGANANI	7031758704	4302075393088	KHUBONE VEZUMUSA	HLA19324	50	63,60	9,54	73,14
KZ436	HLABENI	4209216441	6403300403086	DLAMINI BAXOLILE	PHB13H6	50	63,60	9,54	73,14

**EXPENDITURE MANAGEMENT REPORT FOR THE FOURTH QUARTER**

**AUTHOR** : Chief Finance Officer  
**Levels** : 1<sup>st</sup> Level –MANCO  
: 2<sup>ND</sup>Level- Committee  
: 3<sup>RD</sup> Level-Exco  
: 4<sup>th</sup> Level-Council

**2. PURPOSE**

To report to the committee on the payments made during the Fourth quarter Ending 30 JUNE 2021

**3. LEGAL REQUIREMENTS**

- MFMA Act NO .56 of 2003

**4. BACKGROUND AND REASONING**

The accounting officer of a municipality is responsible for the management of the expenditure of the municipality. The accounting officer must take all reasonable steps to ensure that the municipality has and maintains an effective system of expenditure control, including procedures for approval, authorisation, withdrawal and payments of funds

The accounting officer must also make sure that the municipality has and maintains a system of internal control in respect of creditors and payments, that payments by the municipality are made directly to the person to whom it is due unless agreed otherwise for reasons as may be prescribed, and that all money owing by the municipality be paid within 30 days of receiving the relevant invoice or statement, unless prescribed otherwise for certain categories of expenditure.

**5. FINANCIAL IMPLICATIONS**

No financial implications

**6. STAFF IMPLICATIONS**

No staff implications

**7. Annexures**

- Payment listing DR Nkosazana Dlamini Zuma Municipality

- Top ten creditors

-Free basic electricity

-Compliance

**7. RECOMMENDATIONS**

LIST OF PAYMENTS MADE IN THE MONTH OF JUNE 2021						
PAYMENT NUMBER	SUPPLIER NAME	DESCRIPTION	AMOUNT	DATE OF INVOICE	PAYMENT DATE	COMPLIANCE
1201	EYEGEMA TRADING ENTERPRISE	Hire of Ablution facilities for Tourism Awareness workshop held on the 12th and 13th May 2021	3 000,00	02/06/2021	15/06/2021	YES
1202	HEALTH KZN	Provision of Ambulance for Tourism Awareness workshop held on the 12th and 13th May 2021	2 758,00	02/06/2021	15/06/2021	YES
1203	THE DON IRA FAMILY	Rent, Water and Electricity Usage Statement 2021	4 582,09	02/06/2021	15/06/2021	YES
1204	SOMUCH LIFE MEDIA (PTY)LTD	Matric awards ceremony held in Bulwer	14 000,00	02/06/2021	15/06/2021	YES
1205	DUNAMIS POWER MULTI SERVICES	Procurement of Laptop backpack for Mr LF Molefe and MR NN Ngcobo. Portable Overhead Projector: MM Office	2 920,05	04/06/2021	15/06/2021	YES
1206	MAHLANGWINI TRADING AND PROJECTS	purchase of disposable musk and spray bottles	5 290,00	02/06/2021	15/06/2021	YES
1207	GreenDoor Landscape service	Provision for Horticulture Management Service May 2021	29 756,25	19/05/2021	15/06/2021	YES
1208	Sibane Group JV Siboy consulting	Construction of Underberg Town ph1 certificate 1	686 698,70	14/05/2021	15/06/2021	YES
1209	Ntombizamatolo Lugongolo	Ntombizamatolo Lugongolo Chairperson of Risk Management Committee Operational Risk Assessment workshop held on the 17th to 21st May 2021, Reporting to Exco Meeting held on the 20th May 2021	40 230,00	03/06/2021	15/06/2021	YES
1210	Engineering Council of S.A	Annual fees: Engineering Technologists registration Stanley Ndlovu	1 810,00	20/05/2021	15/06/2021	YES
1211	MATTHEW FRANCIS INC.	Alicia Naidoo Legal fees and Disbursements Sithi Chainsaw MS382 to be used in all Centre, NYON Head, Spark Plug, Carb Kit, Blades brush, two Stroke oil 10lt and Servicing of Two Bakkies Sucker tanks	9 219,25	03/06/2021	15/06/2021	YES
1212	Underberg Forest Garden	Engine Service Only Air Filter, Engine OIL Spar	35 207,25	02/06/2021	15/06/2021	YES
1213	EARLYWORKS 266 (PTY)LTD	Procurement of Stationary for Creighton Office	5 721,20	02/06/2021	15/06/2021	YES
1214	Department of Labour	Final Assessment 2020 and Provisional Assessment 2021 Payment for Return on Earnings in line with the Compensation for Occupational Injuries and Diseases act	325 828,66	03/06/2021	15/06/2021	YES

LIST OF PAYMENTS MADE IN THE MONTH OF JUNE 2021						
PAYMENT NUMBER	SUPPLIER NAME	DESCRIPTION	AMOUNT	DATE OF INVOICE	PAYMENT DATE	COMPLIANCE
1215	BPG mass appraisals	Project management Function. Project Office & Project Establishment. Valuation Roll Management system, Project Register Creation and delivery of components, PROJECT Sales Review; Market and Valuation Methodology, Data Collection Residential and data collection Non-Residential. Valuation roll	248 697,05	08/06/2021	15/06/2021	YES
1216	XABA M.A	Tyres repairs for Dr NDZ Municipal Vehicle licensing of Municipal Vehicles after being registered from KwaSani Municipality local to Dr Nkosazana Dlamini Zuma Local Municipality FBS924K, FBN771K, FBS890K.	2 570,00	09/06/2021	15/06/2021	YES
1217	SAPO Debtors Payment	Procurement of hinged Door Cupboard for Himeville Pound, Procurement of Refrigerator for Himeville Pound, 7.5lit Portable Electronic Cooling Himeville Pound	3 510,70	09/06/2021	15/06/2021	YES
1218	VERSATILR INTERIORS	Catering for 50 VIP officials attending the funeral of Inkosi Gwala held on the 23rd May 2021	9 458,75	02/06/2021	15/06/2021	YES
1219	Ngwadleni Construction	Rent for Office Space at Donnybrook March 2021, Rent for Office Space at Donnybrook April 2021	5 000,00	02/06/2021	15/06/2021	YES
1220	ZI ABDUL	Eskom: Free Basic June Statement: 2021	3 960,00	09/06/2021	15/06/2021	YES
1221	Eskom: Free Basic Electricity	Building Plan Management System-Phase 3 UAT. Building Plan Management System-Phase 4 Training	99 910,70	04/06/2021	15/06/2021	YES
1222	Umhlaba Consulting Group	Advertisement of Agricultural Material and Equipment. Erratum Advert: Fire fighting Material, Camera. Advertisement for new Audit and Performance Audit Committee Members. Erratum Advert Construction of Creighton Sportfield in local Newspaper.	168 000,00	11/06/2021	15/06/2021	YES
1223	Ayanda Mbanga	Construction of Mqulela sportfield certificate 8	16 315,61	02/06/2021	15/06/2021	YES
1224	Masakhekulunge Project Managers	Construction of Mqulela sportfield certificate 9 retention payment	59 153,88	25/05/2021	15/06/2021	YES
1225	Shyaluluka JV Ukwazi Home Dev	Supplementary Roll Valuation roll Statement for May 2021 and June 2021	299 442,21	25/05/2021	15/06/2021	YES
1226	Evaluation Enhance Property	Procurement of Refreshment for Mayor and MM Office Still Water 500ml, Energy Drink 500ml, 100% Fruit Juice 330ml, Soft Drinks 330ml	42 858,20	10/06/2021	15/06/2021	YES
1227	Mfuze Trading cc.	Greater Stepmore/Ridge ph3 Certificate 7	2 208,00	02/06/2021	15/06/2021	YES
1228	Igoda Project PTY Ltd		659 931,94	31/05/2021	15/06/2021	YES

LIST OF PAYMENTS MADE IN THE MONTH OF JUNE 2021						
PAYMENT NUMBER	SUPPLIER NAME	DESCRIPTION	AMOUNT	DATE OF INVOICE	PAYMENT DATE	COMPLIANCE
1229	Splenda Nkonyeni Electrical JV	Greater Gwagwane PH3 Certificate 8 Catering for Reading Club Launch on the 12th May 2021	585 383,11	31/05/2021	15/06/2021	YES
1230	Zungawothi Trading&Project	Hire of Tent, Chairs and Tables Underberg. Generator and Extension cord for Tourism Awareness held on the 13th May 2021, Sound system for the Clean-up & Awareness campaign, Hire of Tent, Chairs and Tables	11 909,99	02/06/2021	15/06/2021	YES
1231	SANOLUHLE TRADING AND PROJECTS	Transportation of all Ward Committee Members to the Public Consultation by MPAC on the 2019/2020 Annual Report to be held at Bulwer Hall held on the 14/05/2021	7 000,00	02/06/2021	15/06/2021	YES
1232	Underberg and Himmeville Taxi owner	Glass replacement for 2016 Hyundai H930s Backhoe Loader	11 800,00	07/06/2021	15/06/2021	YES
1233	1 Assist Service		3 460,71	07/06/2021	15/06/2021	YES
1234	K2019285591	Catering for 60 People attending Tourism Awareness IN Nkwezela Hall 13th May 2021	3 660,00	02/06/2021	15/06/2021	YES
1235	Eskom Bulwer taxi rank	Electricity May Statement 2021	2 871,22	12/04/2021	15/06/2021	YES
1236	ESKOM LOT3 SMITH STREET	Electricity April Statement 2021	5 042,95	12/04/2021	15/06/2021	YES
1237	Eskom Himeville area	Electricity April Statement 2021	2 058,91	12/04/2021	15/06/2021	YES
1238	Eskom Bulwer Dump Site	Electricity April Statement 2021	2 178,68	26/04/2021	15/06/2021	YES
1239	ESKOM	Electricity April Statement 2021	146,31	12/04/2021	15/06/2021	YES

LIST OF PAYMENTS MADE IN THE MONTH OF JUNE 2021						
PAYMENT NUMBER	SUPPLIER NAME	DESCRIPTION	AMOUNT	DATE OF INVOICE	PAYMENT DATE	COMPLIANCE
1240	ESKOM : MUNICIPAL HOUSES	Electricity May Statement 2021	2 595.88	19/05/2021	15/06/2021	YES
1241	Eskom Donnybrook Kevelaer Mission	Electricity April Statement 2021	5 136.98	26/04/2021	15/06/2021	YES
1242	Eskom Underberg taxi rank	Electricity April Statement 2021	2 961.54	26/04/2021	15/06/2021	YES
1243	Eskom Himeville Pound	Electricity April Statement 2021	3 029.49	12/06/2021	15/06/2021	YES
1244	Eskom Himeville area	Electricity April Statement 2021	3 645.13	12/06/2021	15/06/2021	YES
1245	Eskom 111 Streetlight Himeville	Electricity April Statement 2021	6 120.70	26/04/2021	15/06/2021	YES
1246	Eskom 131 street light	Electricity April Statement 2021	6 985.15	26/04/2021	15/06/2021	YES
1247	Eskom Lot 178 Himeville Travel Agency	Electricity April Statement 2021	4 481.31	26/04/2021	15/06/2021	YES
1248	Eskom: Sportfield Nkwezela	Electricity April Statement 2021	3 011.80	19/05/2021	15/06/2021	YES
1249	Eskom Bulwer CSC	Electricity May Statement 2021	14 624.26	19/05/2021	15/06/2021	YES
1250	Eskom : 7220847783	Electricity May Statement 2021	4 246.12	19/05/2021	15/06/2021	YES
1251	ESKOM: LOT 68 WEST END	Electricity May Statement 2021	202.09	19/05/2021	15/06/2021	YES
1252	Eskom: 6521626228	Electricity May Statement 2021	20 093.33	19/05/2021	15/06/2021	YES
1253	Eskom: Creighton Pound	Electricity May Statement 2021	3 388.57	19/05/2021	15/06/2021	YES
1254	ESKOM LOT3 SMITH STREET	Electricity May Statement 2021	544.94	19/05/2021	15/06/2021	YES
1255	Eskom: Eskom Old Post Office	Electricity May Statement 2021	1 739.82	19/05/2021	15/06/2021	YES
1256	Eskom: Eskom Health Committee Office	Electricity May Statement 2021	6 965.64	19/05/2021	15/06/2021	YES
1257	ESKOM CREIGHTON LOCAL AUTHORITY ACTVI	Electricity May Statement 2021	2 843.05	19/05/2021	15/06/2021	YES
1258	Eskom: 5441662813	Electricity May Statement 2021	1 821.61	19/05/2021	15/06/2021	YES
1259	Eskom Creighton Streetlight	Electricity May Statement 2021	3 080.37	19/05/2021	15/06/2021	YES
1260	Eskom Municipal House	Electricity May Statement 2021	3 558.38	19/05/2021	15/06/2021	YES
1261	ESKOM	Electricity May Statement 2021	161.18	25/05/2021	15/06/2021	YES
1262	Eskom: 7235933938	Electricity May Statement 2021	2 332.67	24/05/2021	15/06/2021	YES
1263	Eskom: 6521626228	Electricity May Statement 2021	20 023.92	21/05/2021	15/06/2021	YES
1264	Eskom Bulwer CSC	Electricity May Statement 2021	12 102.13	24/04/2021	15/06/2021	YES
1265	Bulwer Library & Hall: 5241271066	Electricity April Statement 2021	14 746.97	21/04/2021	15/06/2021	YES
1266	Eskom Bulwer Art Centre	Electricity May Statement 2021	8 414.65	12/04/2021	15/06/2021	YES
1267	Eskom Himeville Post Office	Electricity May Statement 2021	6 280.17	24/05/2021	15/06/2021	YES
1268	Eskom 131 street light	Electricity May Statement 2021	6 759.90	24/05/2021	15/06/2021	YES
1269	Eskom Himeville Post Office	Electricity April Statement 2021	1 712.47	24/05/2021	15/06/2021	YES
1270	Eskom 111 Streetlight Himeville	Electricity May Statement 2021	5 923.75	12/04/2021	15/06/2021	YES
1271	Eskom Bulwer taxi rank	Electricity May Statement 2021	2 965.06	24/05/2021	15/06/2021	YES
1272	Eskom Himeville Pound	Electricity May Statement 2021	3 126.77	24/05/2021	15/06/2021	YES
1273	Eskom: 7235933938	Electricity April Statement 2021	2 410.52	24/05/2021	15/06/2021	YES
1274	Bulwer Library & Hall: 5241271066	Electricity April Statement 2021	14 075.11	26/04/2021	15/06/2021	YES
1275	Eskom Creighton Streetlight	Electricity April Statement 2021	3 016.74	26/04/2021	15/06/2021	YES
1276	Eskom 187 Mackenzie Street	Electricity May Statement 2021	3 237.58	21/04/2021	15/06/2021	YES
1277	Eskom Himeville area	Electricity May Statement 2021	3 319.18	24/05/2021	15/06/2021	YES
1278	MOYISI GROUP	Distribution Board 13 way 4x4 double Plug socket	5 696.60	14/06/2021	14/06/2021	YES
1279	BULWER & DONNYBROOK TAXI ASSOCIATION	Transport for Fussion Designers Training Catering for 200 People attending Inkosi Gwala Funeral on the 23/05/2021	36 000.00	10/06/2021	15/06/2021	YES
1281	MKHONZENI MEDIA PRODUCTIONS (PTY)LTD		16 000.00	10/06/2021	15/06/2021	YES

LIST OF PAYMENTS MADE IN THE MONTH OF JUNE 2021						
PAYMENT NUMBER	SUPPLIER NAME	DESCRIPTION	AMOUNT	DATE OF INVOICE	PAYMENT DATE	COMPLIANCE
1282	Tunimart Travel Agency	Accommodation for MR Vezi, Mr Chiliza and Mr Mkhize. Conference Venue for 31 Officials. Air Tickets for Mr Dlamini, Mr Majola. Accommodation for 10 Officials, Service fees. Accommodation for Khambule. Conference venue for 8 Officials	75 584,07	07/06/2021	15/06/2021	YES
1283	Afunyenwe Construction and Project	Supply and Installation of Signage for Himeville Area	27 390,00	10/06/2021	15/06/2021	YES
1284	CAPITAL MUSIC	Repair of Municipal Sound System	3 990,01	14/06/2021	15/06/2021	YES
1285	Anvision Computers	Professional Network Tool Kits, Procurement of USB Ethernet Adapter Mr Jali, Procurement of Portable Seagate 2TB Expenditure unit	4 107,00	15/06/2021	15/06/2021	YES
1286	JABULANI & NOBUHLE MAPHANGA TRADING EN	Hire of Sound System for Ward Committee Meeting held at Bulwer Hall	2 000,00	14/06/2021	15/06/2021	YES
1287	Mpumelicious Trading	Supply and Delivery Garden Products for Bulwer CSC	28 950,00	10/06/2021	15/06/2021	YES
1288	VUTHISA LIQUOR AND TRADING (PTY)LTD	5Calvanised Poles 3000m x 10 and Signs Installation x 5	28 000,00	14/06/2021	15/06/2021	YES
1289	AKHONA SKILLS FOUNTAIN	Customer care Training, Unitsstandar 10079, 19 Officials attending	80 100,00	10/06/2021	15/06/2021	YES
1290	Power Products	Procurement of Brush cutters for all Centres	25 485,01	14/06/2021	15/06/2021	YES
1291	EARLYWORKS 266 (PTY)LTD	Procurement of Acer TMP Laptop for Thandeka Gamede, Procurement of Kenton Bag for Thandeka, Stationery for Creighton Office, Stationery Creighton Office	60 937,70	10/06/2021	15/06/2021	YES
1292	RGZ PROJECTS	Retention paid on bulwer CSC	311 262,97	04/06/2021	15/06/2021	YES
1293	Stoyi Consulting	Construction of Buyani Madlala Sportfield Consultation Fees	20 240,00	14/06/2021	30/06/2021	yes
1294	Nokuthula Motloli	Municipal Appeals Authority, Site Inspection Unit Nokuthula Motloli clam	6 163,50	15/06/2021	30/06/2021	yes
1295	ENVIROSERV	Waste removal at Himeville Transfer Station One Step Mailing A4 80Gm white Paper basic, Bulk Postage May Statement	114 718,89	15/06/2021	30/06/2021	yes
1296	Inside data	The Local Government Asset Management GRAP Capacitation Programme 29-30 April 2021	32 372,47	15/06/2021	30/06/2021	yes
1297	Centre for Municipal Asset Management	120lit for Creighton back-up Generator, 120lit for Creighton Centre for Brush cutters, 120lit for Bulwer Centre brush cutter, 120lit for Donnybrook Brush Cutter, 120lit for Himeville	41 750,00	14/06/2021	30/06/2021	yes
1298	Lusted & Johnson		11 899,26	10/06/2021	30/06/2021	yes



LIST OF PAYMENTS MADE IN THE MONTH OF JUNE 2021						
PAYMENT NUMBER	SUPPLIER NAME	DESCRIPTION	AMOUNT INVOICE	DATE OF INVOICE	PAYMENT DATE	COMPLIANCE
1299	AIE Electrical	Retention on qulashe electrification	212 783,18	14/06/2021	30/06/2021	yes
12100	Miss AP Hlongwane	Refund to Ms AP Hlongwane: Wash/Dry clean service table clothes. Refund to Ms AP Hlongwane Tyre Repairs for Municipal Vehicle	695,00	10/06/2021	30/06/2021	yes
12101	ISITE INTERNET SOLUTIONS	Dual boot swOS/ RouterOS, 24X Port Gigabyte	3 630,26	14/06/2021	30/06/2021	yes
12102	SMART SEC (Pty) Ltd	Dr Nkosazana Dlamini Zuma Offices Protection Service. VIP Protection Service: Cllr Kheswa. VIP Protection Service: Mayor, Deputy Mayor Municipal Manager. VIP Guard, Vehicle and Fuel. Dr Nkosazana Dlamini Zuma Offices Protection Service and VIP Protection: Vehicle, Fuel and Security	880 060,00	14/06/2021	30/06/2021	yes
12103	Miss AP Hlongwane	Refund to Ms AP Hlongwane: Wash/Dry clean service table clothes. Refund to Ms AP Hlongwane Tyre Repairs for Municipal Vehicle	2 120,00	14/06/2021	30/06/2021	yes
12104	Kerush's transport cc	Plant Hire for Construction of Ward1 Access Roads: ED Mnguni Access Road, Chibini Access Road, Okhalweni Access Road	1 038 956,00	03/06/2021	30/06/2021	yes

LIST OF PAYMENTS MADE IN THE MONTH OF JUNE 2021						
PAYMENT NUMBER	SUPPLIER NAME	DESCRIPTION	AMOUNT	DATE OF INVOICE	PAYMENT DATE	COMPLIANCE
12105	Mathutha Trading Enterprise	Supply and Delivery of 48 x 150 Toilet Paper and Delivery Cost	32 500,00	18/06/2021	30/06/2021	yes
12106	Solly-M Sports	Procurement of Sport gear for three Local Athletes: Mondli Ngubo Ward 6, Phillip Shezi Ward 2 and Malibongwe Dlamini Ward 6.	24 192,00	18/06/2021	30/06/2021	yes
12107	Abenkanyezi Construction and Kit	Hire of Tent for Wellness Day held in Creighton held on the 3rd June 2021	2 000,00	18/06/2021	30/06/2021	yes
12108	BHILILI TRADERS	Hire of Tent and Chairs 200 for a Public Meeting at Underberg lower cost held on 21st March 2021	1 800,00	18/06/2021	30/06/2021	yes
12109	Belebele Trading	Sound system with 2 wireless Mics for the Wellness Programme held on the 3rd June 2021	3 450,00	18/06/2021	30/06/2021	yes
12110	Sibane Group JV Stovi consulting	Construction of underberg Asphalt ph3 Certificate 7	236 834,69	14/06/2021	30/06/2021	yes
12111	Majiki Construction and Plant Hi	Solokholo Community Hall Retention Paid	129 256,58	07/06/2021	30/06/2021	yes
12112	Buhlebezwe Trading (Pty) Ltd	Maintenance of Creighton Community Hall Certificate 1	47 262,50	15/06/2021	30/06/2021	yes
12113	Powenvision Technology	Installation of Network Points, Onsite It Support 550 repair of Old Network Points Transport for Ward Committee Members to attend Public Consultation of MPAC 2019/2020 Annual Report ward 1-15 at Bulwer Community Hall. On the 14th May 2021	15 199,60	18/06/2021	30/06/2021	yes
12115	BULWER & DONNYBROOK TAXI ASSOCIATION		30 000,00	21/05/2021	30/06/2021	yes
12116	BG Mazongolo Construction CC	Gqumeni Crech Retention Paid	101 089,77	07/06/2021	30/06/2021	YES
12117	Nduna Organization	Renovation of Mqatshehi Community Hall Certificate 1	161 500,00	03/06/2021	30/06/2021	YES
12118	ZEVOVO TRADING & ENTERPRISE	Procurement of Chemicals for Fire fighting Unit 30kg peat Absorbent, 20l Dashshine Liquid, 20lt Liquid tyre Polish, 25lt fire fighting form chemicals	29 001,00	18/06/2021	30/06/2021	YES
12119	Zungawothi Trading&Project	Procurement of Grocery for the crafterwho will be cutting incama for making amavovo, izicansi and Baskets in Drankensberg	1 246,94	18/06/2021	30/06/2021	yes
12120	Snekoezy Trading	Maintenance of Masamini Community Hall certificate 2	96 235,00	15/06/2021	30/06/2021	YES
12121	Eyesizukulwane Trading	Supply and Delivery of Salon Equipment	121 366,30	22/06/2021	30/06/2021	YES

LIST OF PAYMENTS MADE IN THE MONTH OF JUNE 2021						
PAYMENT NUMBER	SUPPLIER NAME	DESCRIPTION	AMOUNT INVOICE	DATE OF INVOICE	PAYMENT DATE	COMPLIANCE
12122	Tunimart Travel Agency	Accommodation for Ms L Zuma Southern Sun Elangeni, Accommodation for 20 Coaches attending Training, Conference Venue, breakfast, Lunch and Diner. Accommodation for 12 Officials at Centocow B&B. Conference venue for town Planning Development, Accommodation for Mr Dlamini, Mr Makhanya and Mr Duma. Accommodation for Ms Van Zyl and Accommodation for Ms B Nkanda	74 358,06	10/06/2021	30/06/2021	YES
12123	Tunimart Travel Agency	Accommodation for Ms Mbatha Premier Hotel, Accommodation for Mr Sondezi, Mr Rabebe and Mr Shabalala. Conference venue for 35 Officials attending Crossboarder meeting. Accommodation for Mr Vezi, Mr Mithalane and Mr Mkhize. Accommodation for Ms Zulu Premier Hotel Sani pass, Accommodation for Mr Vezi Premier Hotel Sani Pass and Accommodation for Mr Khumalo Southern Sun	88 083,23	18/06/2021	30/06/2021	YES
12124	Ayanda Mbanga	Advertisement of Final IPD and Oversight Report Annual 2019/2020. Advertisement of Hosting of Emails, Digital Audio at Bulwer CSC. Advertisement of Pound Kapper Post on the Newspapers.	15 497,92	18/06/2021	30/06/2021	YES
12125	Ayanda Mbanga	Advertisement of Electrification Service Providers. Advertisement of Implementation of Electrification	19 984,97	14/06/2021	30/06/2021	YES
12126	GreenDoor Landscape service	Provisional Horticulture Management service June statement 2021	29 756,25	17/06/2021	30/06/2021	YES
12127	Kerush's transport cc	Plant hire Excavator for BULLWER Transfer Station for 7 days Establishment(107kxmR20/KM) Hire for 7 Days	65 573,00	17/06/2021	30/06/2021	YES
12128	Kerush's transport cc	Plant hire Drum Roller for Himeville Transfer Station for 7 days Establishment(107kxmR20/KM) Hire for 7 Days	33 005,00	17/06/2021	30/06/2021	YES
12129	MR & MRS Williams	Mr and Mrs Williams Refund for rates clearance Certificate	1 183,07	24/06/2021	30/06/2021	YES
12130	TC&MR Edley	Mr and Mrs Edley Refund for rates clearance Certificate	2 002,98	24/07/2021	30/06/2021	YES
12131	MR/MRS CA & GR WYMER	Mr and Mrs CA/ GR Wymer refund for rates clearance certificate	893,43	28/06/2021	30/06/2021	YES

LIST OF PAYMENTS MADE IN THE MONTH OF JUNE 2021						
PAYMENT NUMBER	SUPPLIER NAME	DESCRIPTION	AMOUNT	DATE OF INVOICE	PAYMENT DATE	COMPLIANCE
12132	Ceeyes Institute of Fashion	Training local Designers Sewing	133 500.00	18/06/2021	30/06/2021	YES

LIST OF PAYMENTS MADE IN THE MONTH OF JUNE 2021						
PAYMENT NUMBER	SUPPLIER NAME	DESCRIPTION	AMOUNT	DATE OF INVOICE	PAYMENT DATE	COMPLIANCE
12133	TPS Development Projects	Construction of NODAL Training and closing report	89 250,00	24/06/2021	30/06/2021	YES
12134	Ukwazi Home Development	Construction of Centocow Taxi Rank ph2 certificate 4	210 256,28	14/06/2021	30/06/2021	YES
12135	Splenda Nkonyeni Electrical JV	Greater Gwaqwane PH3 Certificate 10	402 626,10	18/06/2021	30/06/2021	YES
12136	Igoda Project PTY Ltd	Greater Stepmore/Ridge ph3 Certificate 8, SAMRAS: Support contract Travel cost for Harron Chohan, SAMRAS: Support Contract Cecilia Mabuya. SAMRAS: Support Contract: Randy Mudoni	420 028,73	18/06/2021	30/06/2021	YES
12137	SAMRAS SOLVEM CONSULTING	Hall hire refund to Buyisiwe Shezi	202 546,52	24/06/2021	30/06/2021	YES
12138	Buyisiwe Shezi	Consultant fees for Gqurmeni Creche certificate 3	1 000,00	24/06/2021	30/06/2021	YES
12139	Mgamule Consulting	Consultant fees for Lubomvana Creche certificate1	21 127,10	17/06/2021	30/06/2021	YES
12140	Mgamule Consulting	Consultant fees for Sopholie Creche certificate 1	117 594,50	20/06/2021	30/06/2021	YES
12141	Mgamule Consulting	Consultant fees for Ndodeni Community Hall certificate 1	117 594,50	20/06/2021	30/06/2021	YES
12142	Mgamule Consulting	Consultant fees for Cabazini Community Hall certificate 1	162 639,51	21/06/2021	30/06/2021	YES
12143	Mgamule Consulting	Audit Committee meeting held on the 04/06/2021 Siting fees Preparation time 14/06/2021, Audit committee held on 20/06/2021 to complete Audit Committee Assessment for the year 2020/2021	162 639,51	21/06/2021	30/06/2021	YES
12144	Ashley Gonzalves	Audit Committee meeting held on the 04/06/2021 Siting fees Preparation time 14/06/2021, Audit committee held on 20/06/2021 to complete Audit Committee Assessment for the year 2020/2021	14 312,50	24/06/2021	30/06/2021	YES
12145	Ntombizamatolo Lugongolo	Procurement of SpeedQueen washing Machine and SpeedQueen Tumble Dryer LED	40 975,00	24/06/2021	30/06/2021	YES
12146	GOOD MORNING IT AND STATIONERY	Maintenance of Underberg Taxi Rank	36 130,00	25/06/2021	30/06/2021	YES
12147	MOYISI GROUP	Peace Officers Training for Officials of NDZ	20 000,00	25/06/2021	30/06/2021	YES
12148	UNIVERSAL VISIONARY EXCELLENCE	Procurement of 3M X 3M Branding Gazibo Advertisement Municipality Adjustment Budget 2020/2021	89 985,00	25/06/2021	30/06/2021	YES
12149	DOUBLE DM TRADING & PROJECTS	Catering for Wellness Program for Creighton Employees	8 500,00	25/06/2021	30/06/2021	YES
12150	Ayanda Mbanqa	Repair of Geyser at Main Building, LOT 87, LED Manager house	34 593,84	25/06/2021	30/06/2021	YES
12151	MZUNGEZWA SC TRADING (PTY) LTD		8 500,00	25/06/2021	30/06/2021	YES
12152	SBS ELECTRICAL (pty ltd)		6 325,00	25/06/2021	30/06/2021	YES

LIST OF PAYMENTS MADE IN THE MONTH OF JUNE 2021						
PAYMENT NUMBER	SUPPLIER NAME	DESCRIPTION	AMOUNT	DATE OF INVOICE	PAYMENT DATE	COMPLIANCE
12153	Ihawu Firearm	Conducting Close Protection Training for 1 Councilor: Pedestrian escort to designated persons within a close protection environment	13 800.00	25/06/2021	30/06/2021	YES
12158	Sibane Group JV Stoyi consulting	Construction of Hirmeville Asphalt ph2 Certificate 7	907 393.95	23/06/2021	30/06/2021	YES

LIST OF PAYMENTS MADE IN THE MONTH OF JUNE 2021						
PAYMENT NUMBER	SUPPLIER NAME	DESCRIPTION	AMOUNT	DATE OF INVOICE	PAYMENT DATE	COMPLIANCE
12159	Sibane Group JV Stoyi consulting	Construction of underberg Asphalt ph3 Certificate 8	1 356 682,53	23/06/2021	30/06/2021	YES
12160	Sibane Group JV Stoyi consulting	Bulwer asihalts phase7 certificate 6	1 111 644,10	23/06/2021	30/06/2021	YES
12161	Splenda Nkonyeni Electrical JV	Greater Gwaqwane Ph3 Certificate 9 Plant Hire for Construction of Ward 6 Access Roads: Kwapheni Access Road, Nkompolo Access Road, Induna Access Road, Mathuni Access Road	91 848,74	18/06/2021	30/06/2021	YES
12162	Canbn	Consulting fees: Creighton Sportfield Certificate 3	1 284 819,10	20/06/2021	30/06/2021	yes
12163	Masakhukulunge Project Managers	Certificate 3	150 000,00	21/06/2021	30/06/2021	yes
12164	Tunimart Travel Agency	Accommodation for Ms Z Mlata Premier Hotel	4 792,51	25/08/2021	30/06/2021	yes
12165	MAGXOLO TRADING AND PROJECTS	Construction of Creighton and Centocow Tyre Centres	215 957,50	23/06/2021	30/06/2021	yes
12166	BM Infrastructure JV Mabona Civ	Construction of Bulwer Town ph1 Certificate 2	905 929,26	04/06/2021	30/06/2021	yes
12167	Ukwazi Home Development	Construction of Centocow Taxi Rank ph2 certificate 5	1 694 356,42	23/06/2021	30/06/2021	yes
12168	Nduna Organization	Bazini Community Hall Retention paid	9 955,00	21/06/2021	30/06/2021	yes
12169	Masbonisanisonike Trading	Maintenance of Old Municipal Building Certificate 1	94 942,43	22/06/2021	30/06/2021	yes
12170	Ihawu Firearm	Fire Arms refreshing Course under section 21 of the firearms regulation for 10 Municipal Officials	4 190,00	28/06/2021	30/06/2021	yes
12171	Zungawothi Trading&Project	Catering for Safety Forum Meeting for Disaster management Unit for 25 People	1 500,00	28/06/2021	30/06/2021	yes
12172	Zungawothi Trading&Project	Prepaid Electricity for Malivvuza Metre	1 800,00	28/06/2021	30/06/2021	yes
12173	DZIMI TRADING	Procurement of Sanitary Towels Boxes, Black back pack School bags, Dictionary isiZulu and English	127 110,00	29/06/2021	30/06/2021	yes
12174	SIQONDILE TRANDING	Catering for Child Protection Week 24 June 2021	4 609,62	28/06/2021	30/06/2021	yes
12175	MOYISI GROUP	Procurement of size6 compressor Orings and Size 8 Compressor Orings	4 396,00	28/06/2021	30/06/2021	yes
12176	EYESIBUSISO TRADING CC	Procurement of Branded Back Packs for Promotional Purpose	29 500,00	28/06/2021	30/06/2021	yes
12177	HARRY GWALA FM	Slot at Harry Gwala FM Radio station: Community Tourism Programmes, 2021/22	22 500,00	28/06/2021	30/06/2021	yes
12178	Afuyenwe Construction and Protect	Budget & IPD Projects 2012-2021 service delivery, Budget & Treasury Programmes: Programmes of free basics services	29 585,00	10/06/2021	30/06/2021	yes
12179	K2019285591	Procurement of EPWP tools for all centres	29 728,00	10/06/2021	30/06/2021	yes

LIST OF PAYMENTS MADE IN THE MONTH OF JUNE 2021						
PAYMENT NUMBER	SUPPLIER NAME	DESCRIPTION	AMOUNT	DATE OF INVOICE	PAYMENT DATE	COMPLIANCE
12180	Ayanda Mbangga	Advertisment for Adjustment Budget 2021/2022.	10 890.65	28/06/2021	30/06/2021	yes
12181	Underberg Forest Garden	Advertisment Municipal Finance Management Intern Procurement of Swivel KIT FOR Bakkies Request service provide to provide horse riding experience for 22 people at sani pass resort and provide a paragliding experience in Bulwer and lunch	887.80	28/06/2021	30/06/2021	yes
12182	NTSHENGULA TRADING ENTERPRISE (P		24 200.00	28/06/2021	30/06/2021	yes



LIST OF PAYMENTS MADE IN THE MONTH OF JUNE 2021						
PAYMENT NUMBER	SUPPLIER NAME	DESCRIPTION	AMOUNT	DATE OF INVOICE	PAYMENT DATE	COMPLIANCE
12183	UMBONO WENGOMUSA (PTY) LTD	Requesting service provide to offer Training for Sport Coaches on the Background of Coaching, Development, Planning Practice session and practicals	29 800,00	28/06/2021	30/06/2021	yes
12184	Phindile Ndlovu	attending MPT meeting/SITE inspection to consider application for ROD for Subdivision or Portion 1 of 205 underberg	10 482,00	28/06/2021	30/06/2021	yes
12185	Mzomtsha Projects and Computer S	Magqubeni Community Hall Retention paid	9 966,55	21/06/2021	30/06/2021	yes
12186	IX Engineers	Consultant fees for construction of Sdangeni Bridge certificate 2	286 235,95	21/06/2021	30/06/2021	yes
12187	Belebele Trading	DRIVER Training sponsorship for NDZ Youth 15x code 14	99 187,50	29/06/2021	30/06/2021	yes
12188	Bidvest McCarthy Isuzu (RUCKS)	Procurement of Isuzu 300D Cab LX 4X4 AVT, Isuzu D-Max 250 HO/d/Cab HI, Isuzu 300D Cab LX 4X4 AVT, Isuzu 300D Cab LX 4X4 AVT	2 734 465,23	29/06/2021	30/06/2021	yes
12189	Sinkululeko Project	Procurement of Protective Clothing for Town Planning unit	27 900,00	29/06/2021	30/06/2021	yes
12190	SSR Security T/A Mahlubi Transport	Plant Hire Excavator for Creighton Dumpsite	80 730,00	21/06/2021	30/06/2021	yes
12191	Powervision Technology	Website Training for 5 Candidates, SLA Support june statement 2021, Dedicated Hosting Service June Statement 2021	33 925,00	18/06/2021	30/06/2021	yes
12192	KGOLO BUSINESS TRUST	Public Participation Training for 30 councillors	92 575,00	25/06/2021	30/06/2021	yes
12193	Eyesizukulwane Trading	Dell latitude 3410/core i5-1021U Mr Mbatha, Dell latitude 3410/core i5-1021U Mr Nxele, Dell latitude 3410/core i5-1021U Mr Mbanjwa, Dell latitude 3410/core i5-1021U Mr Poswa	120 000,00	25/06/2021	30/06/2021	yes
12194	Rural Metro	1x Light Masi, Brackets lamp head Assembly	60 475,63	29/06/2021	30/06/2021	yes
12195	SIMADRIC CONSTRUCTION AND PROJEC	Procurement of Zero tolerance to Fraud signage and Installation	37 360,00	29/06/2021	30/06/2021	yes
12196	MYLUCY (Pty) LTD	Procurement of Extension cords 5m and 30 m	1 817,00	29/06/2021	30/06/2021	yes

LIST OF PAYMENTS MADE IN THE MONTH OF JUNE 2021						
PAYMENT NUMBER	SUPPLIER NAME	DESCRIPTION	AMOUNT	DATE OF INVOICE	PAYMENT DATE	COMPLIANCE
12197	Tunimart Travel Agency	Accommodation for Ms Mncwabe, Ms N Duma. Accommodation for Ms Mncwabe, Mr n Malala, Accommodation for Mr Dlamini. Accommodation for Mr S Mkhize. Accommodation for Mr N Mthalane, Mr Mkhize. Lunch for 22 Officials at the Mountain Park Hotel. Accommodation for Mr S Mkhize and Mr S Chiliza. Accommodation for S Dlamini. Lunch for 22 Officials who where attending work and play at Kokstard	49 491,69	29/06/2021	30/06/2021	yes
12200	Mzomtisha Projects and Computer S	Supply and Delivery : 600mm & 900mm rubber	167 250,00	14/06/2021	30/06/2021	yes
12201	Sifiso Kheswa	Municipal Appeals Authority, Site Insection Unit Sifiso Keswa clam	6 513,70	24/06/2021	30/06/2021	yes
12202	MS Sibisi	Travelling allowance from Newcastle to Durban to attend Hearings	3 800,00	28/06/2021	30/06/2021	yes
12203	ISOLOMHAWU TRADING (PTY)LTD	Procurement of 4 Step ladder 1.2 m	1 200,00	28/06/2021	30/06/2021	yes

LIST OF PAYMENTS MADE IN THE MONTH OF JUNE 2021						
PAYMENT NUMBER	SUPPLIER NAME	DESCRIPTION	AMOUNT	DATE OF INVOICE	PAYMENT DATE	COMPLIANCE
12204	Norriathanisanga Mabaso	Appeals authority claim	5 931,00	24/06/2021	30/06/2021	yes
12205	Peter Hoffmann	Appeals authority claim	6 693,00	24/06/2021	30/06/2021	yes
12206	Tunimart Travel Agency	Accommodation for 22 Officials at Entabeni tours & Mt Biking, service fees	25 248,52	29/06/2021	30/06/2021	yes
12207	SD Ncube	SD Ncube Chairperson of APAC, Attending of Special APAC, Performance Assessment, Special APAC meeting, APAC Meeting and APAC assessment	52 895,00	29/06/2021	30/06/2021	yes
12208	Nduna Organization	Renovation of Mnyamana Community Hall Certificate 1	112 100,00	20/06/2021	30/06/2021	yes
12209	Mqamule Consulting	Consultation fees for Solokholo Community Hall certificate 3	34 426,40	17/06/2021	30/06/2021	yes
12210	Masakhekulunge Project Managers	Consultation fees for underberg Taxi Rank cert 4	83 928,96	11/06/2021	30/06/2021	yes
12211	CHIEF REGISTRAR OF DEEDS	Payment for Confirmation of Title Deeds searching and Confirmation of changes of title deed holders	4 473,00	29/06/2021	30/06/2021	yes
12212	Eyesizukulwane Trading	Procurement of Material for Womens Garden Project	107 860,00	29/06/2021	30/06/2021	yes
12213	Bulwer Trading Store	grocery and Coffin for Ngubane family Funeral, Crossery and Coffin for Kunene family Funeral, Grocery and Coffin for Ngubane family Funeral Grocery and Coffin for Ngubane family Funeral Grocery and Coffin for Bhengu family Funeral	10 500,00	18/06/2021	30/06/2021	yes
12214	Afunyenwe Construction and Project	Supply and Delivery of Fashion Garments for Fashion Designers	22 000,00	29/06/2021	30/06/2021	yes
12215	NGWADLENI CONSTRUCTION CC	Catering for 35 People insementation Training Morning tea and Lunch at Bulwer CSC	4 025,00	29/06/2021	30/06/2021	yes
12216	Speedy Locksmiths	Changing of locks and changing of codes at Himeville Office	6 557,30	29/06/2021	30/06/2021	yes
12217	UNIVERSAL PATHOLOGY LABORATORY S	Covid 19 Testing for Creighton officials	29 750,01	29/06/2021	30/06/2021	yes
12218	Mqamule Consulting	Consultation fees for Bhidla Creche certificate 3	32 945,20	22/06/2021	30/06/2021	yes
12219	DISANG TRADING AND PROJECTS	Full Medical Examination and reports of all Staff members tested	27 600,00	29/06/2021	30/06/2021	yes
12220	BEYIPHULULA TRADING ENTERPRISE	Procurement of Pepper Strays and Hoisters	9 350,00	29/06/2021	30/06/2021	yes
12221	NASHUA	Business call SME SAIX JUNE 2021	59 569,59	29/06/2021	30/06/2021	yes
12222	NASHUA	Business call SME SAIX May 2021 Statement	56 263,50	29/06/2021	30/06/2021	YES
12223	LAEI Construction	Renovation of Himeville office Certificate 1	149 769,40	22/06/2021	30/06/2021	YES

LIST OF PAYMENTS MADE IN THE MONTH OF JUNE 2021						
PAYMENT NUMBER	SUPPLIER NAME	DESCRIPTION	AMOUNT	DATE OF INVOICE	PAYMENT DATE	COMPLIANCE
12224	Microzone Trading	Training for bricklayer	324 300,00	29/06/2021	30/06/2021	YES
12225	DR F Parak	Full Medical Examination and reports of all Staff members tested	15 870,00	29/06/2021	30/06/2021	YES
12226	Department of transport	Drives licence examiners course for P Zuma	4 649,00	24/06/2021	30/06/2021	Yes
12227	Eskom himiville agency	June statements	3 417,36	03/06/2021	15/06/2021	Yes
12228	Eskom old post office	June statements	1 591,49	03/06/2021	15/06/2021	Yes
1166	SARS PAYE	Payroll June 2021	887 434,99	25/06/2021	30/06/2021	YES
1167	SARS UIF	Payroll June 2021	75 095,22	25/06/2021	30/06/2021	YES
1168	SARS SDL	Payroll June 2021	55 063,23	25/06/2021	30/06/2021	YES
			<b>24 565 024,63</b>			

Prepared By: *Letia Mene*

Signature: 

Reviewed by: *J.J. Khumalo*

Signature: 

HIGHEST PAID CREDITORS FOR MAY 2021		
SUPPLIER	DESCRIPTION	AMOUNT
Sibane Group JV Stoyi consulting	Construction of Underberg Town ph1 certificate1, underberg asphalts ph3 certificate 7,8, himeville asphalts ph2 certificate 7, bulwer asphalts phase 7 certificate 6	4 299 253,97
Bidvest McCarthy Isuzu Trucks Ukwazi Home development	Procurement of Isuzu 300D Cab LX 4X4 A/T, Isuzu D-Max 250 HO/d/Cab HI, Isuzu 300D Cab LX 4X4 A/T. Isuzu 300D Cab LX 4X4 A/T	2 734 465,23
Canon	Construction of Centocow Taxi Rank ph2 certificate Plant Hire for Construction of Ward 6 Access Roads: Kwapheni Access Road, Nkompolo Access Road, Induna Access Road, Mathuni Access Road	1 904 612,70
Kerush Transport Igoda Project	Plant Hire for Construction of Ward1 Access Roads; ED Mnguni Access Road, Chibini Access Road, Okhalweni Access Road, plant hire for himeville transfer station and bulwer	1 284 819,10
Splenda Nkonyeni Electrical JV	Greater Stepmore/Ridge ph3 Certificate 7,8 Greater Gwagwane PH3 Certificate 9,10	1 137 534,00
Smart Security	Dr Nkosazana Dlamini Zuma Offices Protection Service. VIP Protection Service: Cllr Kheswa. VIP Protection Service: Mayor, Deputy Mayor Municipal Manager. VIP Guard, Vehicle and Fuel. Dr Nkosazana Dlamini Zuma Offices Protection Service and VIP Protection: Vehicle, Fuel and Security	1 079 960,67
Mgamule Consulting	Consultant fees for Gqumeni Creche certificate 3, Lubomvana creche cer1, Sopholile cheche cert1, ndodeni hall cert1, cabazini cert 1	1 079 857,95
<b>TOTAL PAYMENT</b>		<b>15 049 530,34</b>

Prepared by: B Hlengwa

Signature: Reviewed by: Signature: 

**JUNE 2021 DEBTORS AND REVENUE MANAGEMENT REPORT**

1. **AUTHOR** Chief Financial Officer

1<sup>ST</sup> LEVEL : MANCO  
2<sup>ND</sup> LEVEL : FINANCE COMMITTEE  
3<sup>RD</sup> LEVEL : EXCO  
4<sup>TH</sup> LEVEL : COUNCIL

2. **PURPOSE:**

To report to the Committee and Council on the revenue and debtors' management.

3. **LEGAL/STATUTORY REQUIREMENTS:**

- MFMA Act No.56 of 2003
- Credit control and debt collection policy

4. **BACKGROUND AND REASONING:**

Dr Nkosazana Dlamini Zuma Municipality council must ensure that all money which is due and payable to the council is collected and for this purpose has adopted the credit control policy and debt collected policy consistent with its tariffs and complying with the provisions of the relevant legislation.

5. **ANNEXURES**

- 5.1 Age Analysis
- 5.2 Debt Collection and data cleansing
- 5.3 Revenue Enhancement Strategy as at 30 June 2021

6. **FINANCIAL IMPLICATIONS:**

- Interest is added to all outstanding debtors.
- The Municipality has budgeted for the provision of bad debt.

7. **RECOMMENDATION:**

That this report be noted by the Committees and Council.

**REPORT ON DEBTORS AGE ANALYSIS****JUNE 2021**

<b>Debtors' balance as at</b>	<b>Amount</b>
Dr Nkosazana Dlamini Zuma Municipality - July 2020	R62 914 128,06
Dr Nkosazana Dlamini Zuma Municipality - August 2020	R65 019 836,05
Dr Nkosazana Dlamini Zuma Municipality - September 2020	R66 274 889,28
Dr Nkosazana Dlamini Zuma Municipality - October 2020	R67 079 908,68
Dr Nkosazana Dlamini Zuma Municipality - November 2020	R68 451 238,09
Dr Nkosazana Dlamini Zuma Municipality - December 2020	R65 485 470,67
Dr Nkosazana Dlamini Zuma Municipality - January 2021	R67 618 533,54
Dr Nkosazana Dlamini Zuma Municipality - February 2021	R68 904 081,46
Dr Nkosazana Dlamini Zuma Municipality - March 2021	R68 683 740,05
Dr Nkosazana Dlamini Zuma Municipality - April 2021	R69 811 310,13
Dr Nkosazana Dlamini Zuma Municipality - May 2021	R70 288 291,26
Dr Nkosazana Dlamini Zuma Municipality - June 2021	R71 804 023,64

<b>Analysis of gross debt balance as at 30 June 2021</b>	<b>Amount</b>
Provincial government debt steering committee	R20 703 120,76
Debt not overdue (current period billing)	R3 158 029,88
Data cleansing, letters of demand (initial and final)	R39 986 131,66
Municipal debt arrangements	R1 277 757,56
Handed over for recovery and litigation (Attorneys)	R6 678 983,78
<b>Total</b>	<b>R71 804 023,64</b>

**REPORT ON INDIGENT MANAGEMENT****JUNE 2021**

<b>Period</b>	<b>Number of Indigents beneficiaries for the period</b>	<b>Amount paid by municipality for the period</b>
Dr NDZLM - July 2020	1 510 Beneficiaries	R104 422,93
Dr NDZLM - August 2020	1 506 Beneficiaries	R111 050,03
Dr NDZLM - September 2020	1 490 Beneficiaries	R110 527,71
Dr NDZLM - October 2020	1 441 Beneficiaries	R109 263,85
Dr NDZLM - November 2020	1 398 Beneficiaries	R105 914,03
Dr NDZLM - December 2020	1500 Beneficiaries	R110 002,00
Dr NDZLM - January 2021	1501 Beneficiaries	R110 131,29
Dr NDZLM - February 2021	1391 Beneficiaries	R103 520,90
Dr NDZLM - March 2021	1392 Beneficiaries	R102 103,44
Dr NDZLM - April 2021	1397 Beneficiaries	R102 292,09
Dr NDZLM - May 2021	1362 Beneficiaries	R99 762,96
Dr NDZLM - June 2021	1359 Beneficiaries	R99 543,54
<b>TOTAL</b>		<b>R1 162 620,74</b>

**REPORT ON TRAFFIC FINES****JUNE 2021**

<b>MONTHS</b>	<b>AMOUNT FOR NOTICES ISSUED</b>	<b>AMOUNT RECEIVED</b>
Dr Nkosazana Dlamini Zuma Municipality July 2020	R125 850.00	R5 450.00
Dr Nkosazana Dlamini Zuma Municipality August 2020	R81 020.00	R11 300,00
Dr Nkosazana Dlamini Zuma Municipality September 2020	R57 600.00	R5 700,00
Dr Nkosazana Dlamini Zuma Municipality October 2020	R124 751.00	R9 640.00



Dr Nkosazana Dlamini Zuma Municipality November 2020	R 61 500.00	R5 700.00
Dr Nkosazana Dlamini Zuma Municipality December 2020	R107 170.00	R5 345.00
Dr Nkosazana Dlamini Zuma Municipality – January 2021	R3 400.00	R2 800.00
Dr Nkosazana Dlamini Zuma Municipality – February 2021	R15 550.00	R7 540.00
Dr Nkosazana Dlamini Zuma Municipality – March 2021	R37 850.00	R5 700.00
Dr Nkosazana Dlamini Zuma Municipality – April 2021	R38 900.00	R2 100.00
Dr Nkosazana Dlamini Zuma Municipality – May 2021	R49 000.00	R17 900.00
Dr Nkosazana Dlamini Zuma Municipality – June 2021	R53 200.00	R7 800.00
<b>TOTAL</b>	<b>R755 791,00</b>	<b>R86 975.00</b>

### **REPORT ON ANIMAL POUNDS**

#### **JUNE 2021**

<b>MONTHS</b>	<b>HIMEVILLE ANIMAL POUND</b>	<b>CREIGHTON ANIMAL POUND</b>	<b>TOTAL</b>
Dr NDZLM – July 2020	R2 655.00	R1 000.00	R3 655.00
Dr NDZLM – August 2020	R2 050.00	R1 250.00	R3 300.00
Dr NDZLM – September 2020	R18 961.00	R4 519.00	R23 480.00
Dr NDZLM – October 2020	R25 150.00	R9 760.00	R34 910.00
Dr NDZLM – November 2020	R4 020.00	R10 650.00	R14 670.00
Dr NDZLM – December 2020	R0.00	R900.00	R900.00
Dr NDZLM – January 2021	R200.00	R0.00	R200.00
Dr NDZLM – February 2021	R2 343.00	R2 100.00	R4 443.00
Dr NDZLM – March 2021	R30 613.00	R15 241.00	R45 854.00
Dr NDZLM – April 2021	R8 249.00	R7 480.00	R15 909,00
Dr NDZLM – May 2021	R11 275,00	R8 062,96	R19 337,96

Dr NDZLM – June 2021	R9 166,95	R8 046.10	R17 213,05
<b>TOTAL</b>	<b>R114 682,95</b>	<b>R64 490,06</b>	<b>R179 173,01</b>

**REPORT ON DATA CLEANSING  
MAY 2021**

<b>MONTHS</b>	<b>Details of data cleansing exercises performed</b>
July 2020	0 BJ 4 TJ (Transfer transactions CoO) 20 queries via email and attended to 4 Change of Ownership processed No General Valuation updates performed 3 General information updates 6 Pension rebates processed 1 Manual Rates Clearance Certificate requested
August 2020	Due to information systems challenges experienced no data cleansing/ updating could be performed.
September 2020	Due to information systems challenges experienced no data cleansing/ updating could be performed.
October 2020	6 BJ 5 TJ (Transfer transactions CoO) 20 queries via email and attended to 6 Change of Ownership processed 1 General Valuation updates performed 15 General information updates 3 Pension rebates processed 1 Public benefit organisation rebates processed 2 Tourism rebates processed No manual Rates Clearance Certificate requested
November 2020	4 BJ 1 TJ + 100 Transfer transactions CoO) 10 queries via email and attended to 100 Change of Ownership processed 1 General Valuation updates performed 6 General information updates 1 Pension rebates processed 1 Tourism rebates processed No manual Rates Clearance Certificate requested
December 2020	12 BJ 5 TJ + 1 transfer transactions CoO) 10 queries via email and attended to 1 Change of Ownership processed 1 General Valuation updates performed

	<p>6 General information updates  1 Pension rebates processed  1 Public benefit organisation  2 Tourism rebates processed  No manual Rates Clearance Certificate requested</p>
January 2021	<p>0 BJ 3TJ + 10 transfer transactions CoO)  8 queries via email and attended to  10 Change of Ownership processed  No General Valuation updates performed  5 General information updates  No pension rebates processed  No public benefit organisation  No tourism rebates processed  No manual Rates Clearance Certificate requested</p>
February 2021	<p>0 BJ 3TJ + 10 transfer transactions CoO)  36 queries via email and attended to  2 Change of Ownership processed  4 General Valuation updates performed  5 General information updates  No pension rebates processed  No public benefit organisation  No tourism rebates processed  1 manual Rates Clearance Certificate requested</p>
March 2021	<p>6 BJ 3TJ + 43 transfer transactions CoO)  14 queries via email and attended to  2 Change of Ownership processed  43 General Valuation updates performed  1 General information updates  No pension rebates processed  No public benefit organisation  No tourism rebates processed  1 manual Rates Clearance Certificate requested</p>
April 2021	<p>21 BJ 6TJ + 41 transfer transactions (CoO)  12 queries via email and attended to  91 Emailed invoices  31 Change of Ownership processed  11 General Valuation updates performed  8 General information updates  No pension rebates processed  No public benefit organisation  No tourism rebates processed  0 manual Rates Clearance Certificate requested</p>
May 2021	<p>10 Billing Journals processed</p>

	6 Transfer Journals processed 17 Account Transfer Transactions performed 12 queries via email and attended to 101 Emailed invoices 17 Change of Ownership processed 50 Manual receipts captured 6 General Valuation updates performed 9 General information updates No pension rebates processed No public benefit organisation 5 tourism rebates processed
June 2021	50 Billing Journals processed 12 Transfer Journals processed 22 Account Transfer Transactions performed 10 queries via email and attended to 111 Emailed invoices 22 Change of Ownership processed 47 Manual receipts captured No General Valuation updates performed 5 General information updates 14 pension rebates processed No public benefit organisation 5 tourism rebates processed

**REPORT ON QUERIES (CUSTOMER CARE)**

**MAY 2021**

<b>MONTHS</b>	<b>NUMBER OF QUERIES RECEIVED</b>	<b>NUMBER OF QUERIES RESOLVED</b>
Dr Nkosazana Dlamini Zuma Municipality July 2020	47 RCC applications	25 RCC issued
Dr Nkosazana Dlamini Zuma Municipality August 2020	27 RCC applications	15 RCC issued
Dr Nkosazana Dlamini Zuma Municipality September 2020	44 RCC applications	10 RCC issued
Dr Nkosazana Dlamini Zuma Municipality October 2020	15 RCC applications	22 RCC issued
Dr Nkosazana Dlamini Zuma Municipality November 2020	4 RCC applications	50 RCC issued
Dr Nkosazana Dlamini Zuma Municipality December 2020	10 RCC applications	11 RCC issued

Dr Nkosazana Dlamini Zuma Municipality January 2021	16 RCC applications	10 RCC issued
Dr Nkosazana Dlamini Zuma Municipality February 2021	20 RCC applications	26 RCC issued
Dr Nkosazana Dlamini Zuma Municipality March 2021	14 RCC applications	21 RCC issued
Dr Nkosazana Dlamini Zuma Municipality April 2021	22 RCC applications	21 RCC issued
Dr Nkosazana Dlamini Zuma Municipality May 2021	19 RCC applications	18 RCC issued
Dr Nkosazana Dlamini Zuma Municipality June 2021	20 RCC applications	10 RCC issued

**ANNEXURE 5.2 - REPORT ON COLLECTION RATE**

Category	Jan-21		Feb-21		Mar-21		Apr-21		May-21		Jun-21	
	Received	Raised	Received	Raised	Received	Raised	Received	Raised	Received	Raised	Received	Raised
RAT01	754 509,06	-501 740,27	764 352,05	-699 510,86	771 585,84	-1 365 178,53	881 099,55	-779 921,66	761 835,81	-1 035 267,90	506 631,70	-730 616,06
RAT02	534 897,92	-335 318,25	537 488,15	-362 101,35	533 728,33	-853 077,73	395 451,29	-294 972,64	532 030,80	-402 991,16	517 621,98	-470 415,43
RAT03	829 528,33	-487 896,54	792 311,32	-827 684,13	827 599,55	-873 817,65	831 626,30	-696 127,95	852 110,71	-608 009,61	832 732,47	-465 292,97
RAT04	814 853,00	-171 361,40	818 126,28	-517 797,75	824 982,75	-175 908,49	832 027,61	-172 941,55	832 870,32	-736 871,75	838 468,02	-284 397,75
RAT05	200,92	-0,04	200,92	-0,04	199,40	-12 588,31	74,15	-0,04	74,15	-0,04	74,15	-0,04
RAT06	-	-	-	-	-	-	-1 834,18	1 834,18	0,00	0,00	0,00	0,00
RAT08	220 316,41	-75 119,05	221 959,71	-108 983,76	222 243,84	-248 698,58	219 381,45	-292 979,90	220 344,17	-137 349,04	347 463,33	-476 973,54
RAT10	87 994,64	-41 991,49	88 375,08	-48 884,39	88 801,71	-51 763,87	89 276,82	-37 119,18	-6 402,74	-3 129,31	87 463,77	-42 349,74
RAT11	2 028,84	0,00	2 028,84	0,00	2 028,84	-8 130,34	2 028,84	-4 065,17	2 028,84	-4 065,17	2 028,84	-4 065,17
RAT12	161 024,89	-77 531,30	161 091,95	-154 190,60	161 859,73	-116 815,52	173 471,03	-77 342,23	162 654,77	-115 193,50	158 114,49	-59 569,72
REFUSE	306 762,51	-221 183,74	307 463,44	-219 177,83	305 592,24	-354 082,07	306 679,65	-280 513,38	303 560,75	-270 823,16	629 455,74	-275 818,26
VAT	44 639,35	-33 000,65	44 728,75	-32 422,79	44 633,14	-48 092,11	44 655,81	-41 030,05	44 324,88	-39 983,95	48 201,59	-36 541,32
RENT	14 702,49	-10 236,10	20 588,25	-5 118,05	64 314,23	265 812,19	64 314,23	-3 060,87	64 314,23	-24 990,79	29 937,94	-69 649,44
VAT	2 205,37	-1 535,42	2 205,37	-767,71	9 647,14	39 245,68	9 647,14	-459,13	9 647,14	-3 529,30	4 040,68	-10 447,36
SUNDRIES	49 611,74	-3 060,87	49 611,74	-7 234,82	0,00	-276 078,11	0,00	0,00	0,00	0,00	0,00	0,00
VAT	7 441,77	-459,13	7 441,77	-459,13	0,00	-40 472,51	0,00	0,00	0,00	0,00	0,00	0,00
Total Incl	3 830 717,24	-1 960 434,25	3 817 973,62	-2 984 333,21	3 857 196,74	-4 119 645,95	3 847 899,69	-2 678 699,57	3 779 393,83	-3 382 204,68	4 002 234,70	-2 926 136,80
Total VAT	54 286,49	-34 995,20	54 375,89	-33 649,63	54 280,28	-49 318,94	54 302,95	-41 489,18	53 972,02	-43 513,25	52 242,27	-46 988,68
Total Excl	3 776 430,75	-1 925 439,05	3 763 597,73	-2 950 683,58	3 802 916,46	-4 070 327,01	3 793 596,74	-2 637 210,39	3 725 421,81	-3 338 691,43	3 949 992,43	-2 879 148,12
Total Rates	3 405 354,01	-1 690 958,34	3 385 934,30	-2 719 152,88	3 433 009,99	-3 705 979,02	3 422 602,86	-2 353 636,14	3 357 546,83	-3 042 877,48	3 290 588,75	-2 533 680,42
Total Services	425 363,23	-269 475,91	432 039,32	-265 180,33	424 186,75	-413 666,93	425 296,83	-325 063,43	421 847,00	-339 327,20	711 635,95	-392 456,38
Total Services Excl	371 076,74	-234 480,71	377 663,43	-231 530,70	369 906,47	-364 347,99	370 993,88	-283 574,25	367 874,98	-295 813,95	659 393,68	-345 467,70
Opening Balance	65 485 470,67		67 618 533,54		66 904 081,46	68 904 081,46	68 683 740,05	68 683 740,05	69 783 859,26	69 783 859,26	70 260 900,15	70 260 900,15
Closing Balance	67 618 533,54		66 904 081,46		68 904 081,46	68 683 740,05	68 683 740,05	69 783 859,26	69 783 859,26	70 260 900,15	71 804 023,64	71 804 023,64
Collection Rates	78%		76%		80%		73%		75%		68%	

**REPORT ON DEBT COLLECTION****APRIL 2021**

- The debtors' book has increased in the month of June 2021 by 2,16% to R71 804 023,64 with the debtor collection rate to billed revenue at 68% for the current year, down 7% from prior period due to heightened covid 19 restrictions.
- An amount of R99 543,54 was paid for free basic electricity in aid of 1359 beneficiaries for month of June 2021 and R1 162 620,74 from July 2020 to date.
- Traffic fines debtors remain a concern, improved collection strategies are being implemented. An amount of R86 975.00 has been collected to date with R755 791.00 traffic notices issued.
- Revenue and debt collection unit has noted that more people are paying for their accounts since a dual collection strategy has been implemented (debt collection process is done both inhouse and supplemented by legal attorneys).

000178



***A Better Place for All***

Main Street  
Creighton, 3263

P.O Box 62

Creighton 3263

Phone: +27 39 833 1038

Fax: +27 39 833 1179

Email: [mailbox@ndz.gov.za](mailto:mailbox@ndz.gov.za)

[www.ndz.gov.za](http://www.ndz.gov.za)

30 JUNE 2021

## 5.2 DEBT COLLECTION REPORT



### Monthly payments arrangements report June 2021

Account	Account holder	Balance	Payment	Comment
58838	PN Moholi	1 901.24	1 000.00	Up-to-date
30966	Eric M Jili	17 805.36	1 000.00	Up-to-date
64039	NP Luzulane	21 246.87	-	
25065	SE Maphanga	6 920.05	1 000.00	Up-to-date
46930	A Bungane	10 448.32	-	Two month behind, to follow up with customer
30056293	BT Meiklejohn	38 304.24	2 146.80	Up-to-date
173375	SW&A Pienaar	66 721.51	3 865.33	Up-to-date
115045	Swabkillcran	86 697.59	3 374.68	Up-to-date
102215	Prior & Pitman	116 081.00	1 500.00	Customer payment short by R2 904.34
11 accounts	Bier industries	458 336.05	26 000.00	Up-to-date
254575	Mrs TMA Delport	58 839.41	-	Up-to-date
30057964	Mrs Stutterheim	43 151.95	2 900.00	One month behind, to follow up with customer
30060870	Mr M Mchunu	30 587.57	2001.00	Up-to-date
30061998	Nsika Trust	75 302.28	10 001.00	up-to-date
128975	John albert trust-trust	178 977.06	-	Two month behind, to follow up with customer
262725	The alexander Res	31 490.75	-	Customer failed to honor monthly arrangement, will be handed over in July
30059265	JS &NJ Nkuku	26 120.54	1 918.00	up-to-date
30061819	S Dukade	8 825.77	-	One month behind
<b>Total</b>		<b>1 277 757.56</b>	<b>56 706.81</b>	

### Collection Plan in month of June 2021.

- Letters of demand were posted in the month of June for all customers with an outstanding balance of more 60 days. Informing customers to settle the account in full or come in for payment arrangement within 14 days.
- Customer's currently negotiating payment arrangement.

Account	Account holder	Balance	Payment
165795	DB May	123 657.79	10 000.00
173265	Serendipity	327 157.15	11 093.86
173575	Basic Blue	149 348.00	1 772.51
21775	Devberg investment cc	71 063.18	-
123775	Houston store	590 209.42	6 455.00
97485	Bateman	150 530.92	-
<b>Total</b>		<b>1 411 966.46</b>	<b>29 321.37</b>

### Returned post and customer with no payment on account since change of ownership

- For the month of June 2021, Five customer contact information such as contact number, email and postal we update on Samras.
- 4 customers with no payment on account, postal, contact number and email were updated on Samras. 4 Customers and their accounts also added to monthly emailing of statement.

### Government debt Report

- **Department of Public Works (provincial)** - Most of the arrears balances from Provincial works are from section 14 school, school with no lease agreement. We were advised that for schools with no lease agreement, the debt is to be followed up with the owner of properties.
  - Annual invoices have been prepared and submitted to Provincial Public works, currently waiting for payments.
  - 27 properties have been identified as of Provincial Public works with an total outstanding amount of R 4 265 402.40
  - Public works will send one of their official to do a physical verification to find out what properties are being used for e.g. School, clinic etc.
  - Currently preparing invoices for the newly identified properties.
- **Department of Rural development and Lands reform** - a meeting was held with the department and Cogta. A resolution was taken regarding the outstanding debt to prepare and submit all invoices within the month of Sept 2020 to fast track payment process:
  - 15 invoices have been forwarded to the department of land affairs for payment;
  - 10 accounts have been paid in full, still waiting for payment for the remaining 5 accounts below.

Account	Account holder	Amount
49256	Regional & Land Affairs	9 041.60
30056839	Regional & Land Affairs	19 120.14
56795	Regional & Land Affairs	48 909.85
49201	Regional & Land Affairs	4 267.11
46765	Regional & Land Affairs	48 390.30
<b>Total</b>		<b>129 729.00</b>

- **Department of Public Works(national)** - 5 properties have been verified as of National Public works properties with a total outstanding Balance of R 2 288 428.88
  - Invoice and recon of accounts will be prepared and submitted to national Public works for payments.
  - Invoices have been submitted to National Public Works.

000181

- Currently for payment for the remaining account below.

Account	Account holder	Amount
238415	RSA	210 937.04
238375	RSA	15 707.25
238475	RSA	64 855.43
238485	RSA	356 409.23
6460	RSA	150 437.87
7210	NATIONAL PUBLIC WORK	66 928.41
5414	RSA (Justice) (CDB)	44 887.12
5311	RSA (Justice) (CDB)	548.83
12317	RSA	1 046.43
<b>Total outstanding</b>		<b>911 757.61</b>

- Cogta is assisting us with the verification for the following properties as to which department they belong to.

Account number		Amount
238465	RSA	677 020.10
238495	RSA	469 437.76
238385	RSA	383 511.46
238365	RSA	380 702.48
238305	RSA	247 930.17
238425	RSA	200 464.71
238435	RSA	155 368.55
30056736	RSA	164 609.98
238345	RSA	130 143.62
238395	RSA	124 389.37
<b>Total outstanding</b>		<b>2 933 578.20</b>

**Progress report on handed over accounts**

Legal attorneys responsible	Amount outstanding	Status
Mathew Francis Inc	3 554 750.94	Failed to provide with a report for June 2021
MC Ntshaliintshali Attorneys	3 124 232.84	Feedback received and detailed below from attorneys for the month of June 2021
<b>Total</b>	<b>6 678 983,78</b>	

Mathew Francis Inc					
Municipal Account	Property Description	EMAIL ADDRESS	STATUS	HANDOVER AMOUNT	
18745	Underberg 123 PTN 1	<a href="mailto:pregasen@tanglefoot.co.za">pregasen@tanglefoot.co.za</a>	Settlement offer made to debtor, has until Friday, 9 July 2021 to respond	342 641.67	
107105	Goxhill Farm	<a href="mailto:rickjames@telkomsa.net">rickjames@telkomsa.net</a>	Settlement offer made to debtor, has until Friday, 9 July 2021 to respond	233 514.25	
30058295	Underberg ERF 13 PTN4	<a href="mailto:austin.hlongwane@stuckv.co.za">austin.hlongwane@stuckv.co.za</a>	Settlement offer made to debtor, has until Friday, 9 July 2021 to respond.	962 971.88	
131705	FP 168 ERF 8536	<a href="mailto:shandrepitout@gmail.com">shandrepitout@gmail.com</a>	Debtor has started making payments. First payment Was made in March for R 51 000.	174 139.50	
115265	FP 249 ERF 10074	<a href="mailto:dvh@esneil.co.za">dvh@esneil.co.za</a>	Awaiting feedback from Municipality in regards to debtors queries. ( Correct value of the property)	97 508.21	
128445	Farm FP 78 No.7821	<a href="mailto:hestersadie@mweb.co.za">hestersadie@mweb.co.za</a>	Emailed Settlement offer made to debtor, has until	412 957.26	

30057744	ERF 1 PTN 1	<a href="mailto:michale@telkomsa.net">michale@telkomsa.net</a>	Negotiations failed, Both debtors now reside in Malaysia, substituted service required, awaiting revised statement.	97 527.42
131135	Farm No. 9137 PTN 2	<a href="mailto:nomaa2mtoloo@gmail.com">nomaa2mtoloo@gmail.com</a>	Negotiations failed; awaiting clarification on property description, property not registered in the name of the debtor, debtor deceased, executors details still outstanding from Masters office	576 068.55
62532	FARM FP 4910 PTN 4	<a href="mailto:inglenook45@gmail.com">inglenook45@gmail.com</a>	Acknowledgement of Debt signed.	30 193.14
62587	ERF 5002	<a href="mailto:inglenook45@gmail.com">inglenook45@gmail.com</a>	Acknowledgement of Debt signed.	66 459.17
62635	ERF 5002 PTN 1	<a href="mailto:inglenook45@gmail.com">inglenook45@gmail.com</a>	Acknowledgement of Debt signed.	60 660.74
107035	Farm 9030	<a href="mailto:actaylor@mweb.co.za">actaylor@mweb.co.za</a>	Acknowledgement of Debt signed, awaiting confirmation from client that account settled in full	148 792.62
107055	farm 9030 PTN 2	<a href="mailto:actaylor@mweb.co.za">actaylor@mweb.co.za</a>	Acknowledgement of Debt signed, awaiting confirmation from client that account settled in full	15 247.50
52959	Farm No.9289	<a href="mailto:jene.james@gmail.com">jene.james@gmail.com</a>	Awaiting feedback from Municipality in regards to debtors queries. ( Correct value of the property)	54 333.26
54322	Farm 5616 PTN 8	<a href="mailto:leonk@futurenet.co.za">leonk@futurenet.co.za</a>	Settlement offer made to debtor, has until Friday, 9 July 2021	164 539.53

53338	farm 5616 PTN 5	<a href="mailto:leonk@futurenet.co.za">leonk@futurenet.co.za</a>	Settlement offer made to debtor, has until Friday, 9 July 2021	117 196.24
<b>TOTAL</b>				<b>3 554 750.94</b>

MC Ntshalintshali Attorneys					
ACCOUNT NO	NAME	BALANCE BEFORE PAYMENT	PAYMENT	BALANCE AFTER PAYMENT	COMMENTS
7265	DP ZONDI	102 160.78	0.00	102 160.78	18/06/2021 Consultation with Delisile Protasia Zondi who assigned the Acknowledgment of debt. Debtor agreed to pay R4000 for a period of 25 Months commencing on the 30th of June 2021
68882	MA PINCHIN	18 253.25	0.00	18 253.25	Called debtor, call answered by someone else who advised that it is a wrong number - debtor is unknown. Client to provide alternative details / instructions to trace debtor.
21717	AQ KILLIAN	17 940.11	17 940.11	0.00	Debtor is a pensioner. He signed an acknowledgment of debt. He will settle the amount of R17940.10 during the month of June 2021. Account settled - filed to be closed
246255	MR. BL NKOSI	42 539.66	0.00	42 539.66	Called debtor agreed to pay R1500 commencing 31/07/2021. Client to update debtor's details 035-8380028 and new PO Box 649 Underberg 3257

26545	Mr/mrs D&DE MAJOZI	84 930.09	0.00	84 930.09	<p>Debtor signed an acknowledgment of debt. He undertook to make payment of R3500 for a period of twenty four (24) months with the first instalment due on 15/07/2021. The Property is under the ownership of the Late Estate of his parents. He is unable to finalize the transfer process due to outstanding rates. He is employed by Department of Education. He is seeking a reduction or an amnesty, so he can proceed with the transfer. Once transfer has been finalized, he will be able to secure a loan and settle the amount in full.</p>
13335	MR BW Mtolo	25 452.45	1 100.00	24 352.45	<p>Called debtor, who advised that he has made R19800 with Ref no: 13335 since May. Proof of payment received 15/05/2021 R2900 15/05/2021 R5100 17/05/2021 R1200 14/06/2021 R1100 01/07/2021 R4950 01/07/2021 R3050 05/07/2021 R1500 Debtor requested outstanding amount</p>
149095	Ardel enterprise	273 474.75	220.00	273 254.75	<p>Attended to track the other members of the Enterprise. Mr Govender (one of the members of the Enterprise) undertook to provide us with CK documents of the Enterprise. After receipt of CK documents we shall proceed with litigation</p>
128545	Grants family trust	310 115.21	0.00	310 115.21	<p>Contacted debtor Mr. Grant who is also an attorney, he advised that he has always intended to settle the amount for rates however there are issues that the Municipality must first address before he settles the rates account. Appointment made for 09/07/2021 he will provide us with history record of this queries</p>

110	Rep trust trustees	402 739.70	0.00	402 739.70	<p>The farms are currently under the ownership of REP Trust. JAB Property Trust has purchased the farms. Transfer is underway. JAB Trust is seeking a possibility of rates statement being issued to JAB Trust instead of REP Trust for SARS purposes                  JAB Trust signed an acknowledgment of debt. Undertook to pay an amount of R54622.13 for a period of seven (7) months. Commencing on 10/07/2021</p>
34075	Port ferry Properties	197 708.95	0.00	197 708.95	<p>Contact client Mr. N Mkhize requesting breakdown statement, he advised that he will send by 06/07/2021. Where after statement will be sent to debtor and formalize arrangement.</p>
5345	Paul & jenny properties trust	372 012.66	0.00	372 012.66	<p>Matter to be discussed in meeting 12/07/2021 due to debtor unable to pay more than R5000 which is not in line with arrangement criteria</p>
47838	Miles Eagle stone	142 664.95	0.00	142 664.95	<p>18/06/2021                  Consultation with Dylan John Eaglestone                  Debtor agreed to pay R25000.00                  The Acknowledgment of debt is for a period of 6 Months commencing on the 30/06/2021</p>
89165	SG Mtungwa	71 626.56	5 000.00	66 626.56	<p>Debtor signed an acknowledgment of debt. She undertook to make payment of R4000 a month for a period of of eighteen (18) months commencing on 30/06/2021</p>



102615	PA Duma	35 633.08	0.00	35 633.08	Debtor signed an acknowledgment of debt. She will pay R4500 a month for a period of ten (10) months commencing on 15/07/2021. She is employed by Department of Education. She is a single parent.
266152	Anne Marie Brender	44 121.99	4 000.00	40 121.99	Debtor signed an acknowledgment of debt. She undertook to pay R4000 a month for a period of twelve (12) months commencing 30/06/2021. She requested that her monthly billing statement be emailed to her.
107205	Rocky Mountain	182939.41	0	182 939.41	Contacted debtor, he hang up after we introduce ourselves. To proceed with litigation
39915	MG&NA Dludla	81 441.84	0.00	81 441.84	Debtor signed an acknowledgment of debt. He undertook to make payment of R4500 for a period of eighteen (18) months commencing 15/07/2021. He is also concerned as to why his rates are R3600 a month. He was advised to visit the Municipality He is employed by Department of Education. He is a father of triplets who are all at tertiary, school fees are strenuous
97445	TP&MN Mlambo	90 992.50	0.00	90 992.50	To discuss matter on 12/07/2021 - property is unknown to debtor
18875	Kinross shire cc	655 745.01	0.00	655 745.01	Contact debtor on numerous occasions, calls rejected. To proceed with litigation.
		<b>3 152 492.95</b>	<b>28 260.11</b>	<b>3 124 232.84</b>	

000187



Main Street  
Creighton, 3263

P.O Box 62

Creighton 3263

Phone: +27 39 833 1038

Fax: +27 39 833 1179

Email: [mailbox@ndz.gov.za](mailto:mailbox@ndz.gov.za)

[www.ndz.gov.za](http://www.ndz.gov.za)

*A Better Place for All*

30 JUNE 2021

## 5.3: REVENUE ENHANCEMENT STRATEGY

000188



Main Street  
Creighton, 3263

P.O Box 62

Creighton 3263

Phone: +27 39 833 1038

Fax: +27 39 833 1179

Email: [taylorc@ndz.gov.za](mailto:taylorc@ndz.gov.za)

[www.ndz.gov.za](http://www.ndz.gov.za)

**DR NKOSAZANA DLAMINI ZUMA MUNICIPALITY**

REVENUE ENHANCEMENT STRATEGY								
FUNCTION	PROBLEM STATEMENT OR CHALLENGE	EXTENT OF THE PROBLEM OR REVENUE LOSS	STRATEGIES	ACTIVITIES OR INTERVENTION	REVENUE IMPACT	BUDGET OR FINANCIAL IMPLICATION	TIMEFRAME AND PROGRESS TO DATE	RESPONSIBLE
Human Settlements	Lack of development in identified land parcels such as Creighton, Bulwer, Underburg and Himmeville	Loss of revenue from stands or properties	Dispose the available unused municipal residential land not earmarked for any municipal development	Establishment of townships and development of the identified land parcels by the service providers.	More Revenue to be generated.	To be quantified before finalization of the budget.	31 March 2022  The municipality is in a process of appointing a new service provider to finalize the Bulwer Township Establishment project, the project is currently on draft layout plan and the final Layout will be	Manager: Planning and Development



Land use Management	Inefficiencies in the approval of the building plans due to turnaround time	Long turnaround time to approve building plans	Enhance and improve on the building plan approval system (BAS)	Upgrade of the building plan approval application system  Development of workflow procedures	Additional property rates and services charges revenues to be generated due to the increase in the value of the property.	Procure Application system	The approval of building plans is no longer a challenge since council has delegated this responsibility to the portfolio committee which sits once in every two months. The department is also in a process of procuring a building plans information management system which will assist in fast tracking the processing of building plans applications. The system has been installed and the next phase will be the customization of the system to suite the workflow of the municipality	Manager Planning and Development
---------------------	---	--	--	--	---	----------------------------	--	----------------------------------

<p>Economic Development</p>	<p>Lack of Infrastructure support for emerging enterprises</p>	<p>Loss of rental revenue from emerging enterprises</p>	<p>Development of incubation hubs</p>	<p>Rental revenue from the incubation hubs</p>	<p>Costs of building incubation hubs</p>	<p>and this will be done. 30 June 2020 The process is still at planning phase, the municipality is currently in negotiations for funding. The process is ongoing</p>	<p>Community Services Manager</p>
<p>Real Estate</p>	<p>Government amenities or facilities built on properties owned by the municipality, eg Underburg Clinic.  Owners of low cost houses not following municipal process when upgrading/extending their houses</p>	<p>Property rates revenue is not generated from these properties  Loss of revenue on upgraded components</p>	<p>Improve property rates revenue generation</p>	<p>Additional property rates and service charges, revenue to be generated due to the increase in the value of the property</p>	<p>Operational Costs</p>	<p>30 June 2021 Still under process. Awaiting for the Department of Health to sign the Agreement of Sale</p>	<p>Office of the Municipal Manager/Planning Development Manager</p>
<p>Waste Management</p>	<p>Inadequate capacity to render commercial, industrial and bulk or special waste removal services</p>	<p>Loss of revenue in business and industrial areas</p>	<p>Enhancing refuse removal and generating revenue</p>	<p>Additional revenue is projected to be generated</p>	<p>Operational Costs</p>	<p>November 2020 still in progress Waste collection has been extended to commercial and industrial areas</p>	<p>Assistant Manager Public Works and Basic Services</p>

REVENUE ENHANCEMENT STRATEGY

FUNCTION	PROBLEM STATEMENT OR CHALLENGE	EXTENT OF THE PROBLEM OR REVENUE LOSS	STRATEGIES	ACTIVITIES OR INTERVENTION	REVENUE IMPACT	BUDGET OR FINANCIAL IMPLICATION	TIMEFRAME AND PROGRESS TO DATE.	RESPONSIBLE
Traffic Fines Revenue	Lack of enforcement measures to execute Warrant of Arrest (WoA)	Outstanding income out of Traffic fines Warrant of Arrest	Improve execution of Warrant of Arrest	Implement a bulk SMS/MMS system  Maximise the utilization of the Municipal Court Implement traffic payments Portal	Additional Revenue		ANPR Trailer has been procured and currently functional  Target Met.	Protection Services Manager

REVENUE ENHANCEMENT STRATEGY

FUNCTION	PROBLEM STATEMENT OR CHALLENGE	EXTENT OF THE PROBLEM OR REVENUE LOSS	STRATEGIES	ACTIVITIES OR INTERVENTION	REVENUE IMPACT	BUDGET OR FINANCIAL IMPLICATION	TIMEFRAME AND PROGRESS TO DATE	RESPONSIBLE
Licensing Services revenue	Outdated Service Level Agreement between the municipality and the Provincial Department of Safety	The full cost of rendering the licensing services on behalf of the Provincial Department is not fully recovered with the 8%-20% agency fees	To enhance licensing fee revenue	Re- model cost of the licensing services due to the amalgamation  Re- negotiate the licensing service level agreement with Provincial Department of Safety	Additional Revenue	Operational Costs	This is a standard rate provincially and hence can only be dealt with at a Provincial level.	Protection Services Manager and Chief Financial Officer  Protection services manager

Property rates revenue	Loss of revenue due to properties registered in the name of municipality occupied/owned by third parties	Properties are registered in the name of the municipality resulting in a possible loss of income	To enhance the property rates revenue generation	Identify and verify all properties registered in the municipality to be transferred to the rightful owners	Additional Property rates	Operational Costs	30 June 2020	Manager Planning and Development
	Government and business properties in the state trust and communal land are not listed on the general valuation roll	Approximately few government facilities situated in the communal land are not included on the valuation roll (schools, clinics and police stations etc)	Expand the property rated revenue base	Develop individual property diagrams and formalization of the individual properties	Revenue base to increase	Operational/Consultancy Costs	30 June 2021 The strategy needs to be reviewed when the revenue enhancement strategy is being revised	Manager Planning and development

REVENUE ENHANCEMENT STRATEGY								
FUNCTION	PROBLEM STATEMENT OR CHALLENGE	EXTENT OF THE PROBLEM OR REVENUE LOSS	STRATEGIES	ACTIVITIES OR INTERVENTION	REVENUE IMPACT	BUDGET OR FINANCIAL IMPLICATION	TIMEFRAME AND PROGRESS TO DATE	RESPONSIBLE
Solid Waste Revenue	Solid Waste Revenue not optimised	Some households are not billed for refuse removal, resulting in a loss of revenue from end users	To enhance refuse removal revenue generation	Reconcile the billing database, refuse removal register and the property master register	Additional revenue will be generated	Operational Costs	Revenue unit is liaising with building inspector for completion certificate so refuse can be add on property and field varication has been done for Creighton for	Chief Financial Officer



Financial Management	The cost of rendering services is not in line with the principles of financial management relating to efficiency and value for money	Trading services, refuse removal are not generating trading surpluses, cost incurred cannot be traced to the value chain of rendering services. Support services costs are not allocated to the primary service functions	Implement value chain analysis and cost remodeling strategy	Conduct cost remodeling on all primary service delivery functions  Develop new tariff structure for refuse Develop new tariff structure for service and sundry charges	Additional revenue	Operational Costs	Operational Costs	refuse collection points. The process is on going for other municipal towns  31 May 2021  A detailed report will be done based on cost incurred for collection of refuse and cost incurred to transfer refuse to transfer stations.	Chief Financial Officer
Maintenance of Municipal Towns	Investors and Ordinary citizens discouraged to reside in NDZ	Residents leaving the area because of poor management of towns.	Keep out towns clean, safe	The relevant department should develop a plan to ensure that all towns are kept clean such as grass cutting and landscaping	Revenue protection	Operational Costs	Operational Costs	On-going	Manager Public works and Basic Services.  Municipal Manager
Local Economic Development and Tourism	Lack and Failure to Attract potential investors	Investors not aware of potential opportunities available at NDZ	Investors conference	Management to request Office Bearers to lead negotiations of attracting potential investors	Revenue growth	Planning costs	Planning costs	November 2021 Ongoing	LED Manager  Municipal Manager

REVENUE ENHANCEMENT STRATEGY								
FUNCTION	PROBLEM STATEMENT OR CHALLENGE	EXTENT OF THE PROBLEM OR REVENUE LOSS	STRATEGIES	ACTIVITIES OR INTERVENTION	REVENUE IMPACT	BUDGET OR FINANCIAL IMPLICATION	TIMEFRAME AND PROGRESS	RESPONSIBLE
Tarrifs on refuse collection	Illegal dumping of garden and other refuse	To be determined by study	Private dumpers to be charged  Illegal dumpers to be fined	The department will conduct a study on how to enforce the bylaws for dumping illegally  Enforcement of all municipal bylaws	Refuse income to	Operational Coosts	NDZ Clean-up campaigns have been initiated in areas identified. Still continue doing so recently did a Bhidla Clean up Campaign and Awereness and was undertaken on the 15 September 2020, Another Cleanup campaign will take place in November 2020 date not yet confirmed	Assistant PWBS Manager

REVENUE ENHANCEMENT STRATEGY								
FUNCTION	PROBLEM STATEMENT OR CHALLENGE	EXTENT OF THE PROBLEM OR REVENUE LOSS	STRATEGIES	ACTIVITIES OR INTERVENTION	REVENUE IMPACT	BUDGET OR FINANCIAL IMPLICATION	TIMEFRAME AND PROGRESS TO DATE	RESPONSIBLE
Property Development	Illegal occupants on Transnet houses in Donnybrook and unavailability of land in Donnybrook area	Unable to develop Donnybrook since it privately owned. The municipality is currently negotiating with Transnet to permit the municipality to acquire 36 houses in Donnybrook. These houses have been vandalized and occupied illegally by individual citizens. The municipality could potentially generate approximately R1.2 million per annum on rental income.	Facilitate ownership of Transnet land/houses to the municipality	Follow ups with transnet Asset Division	Rental Income	Transfer Costs	30 December 2020  Awaiting response from transnet	Municipal Manger
Business Licences	Businesses operate without business licences	All businesses at (former) Ingwe operate without business licences and thus the Municipality must implement a policy for licencing businesses			Licence fees revenue will improve	Operational Costs	31 October 2019	Planning and Development Manger
Commercial/outdoor advertising	The municipality is not charging businesses when they advertising		Communicate outdoor tariffs with affected businesses				30 June 2020 The municipality is still in the	Community Services Manager

	on municipal space		Enforce outdoor advertising bylaws					process of identifying space for outdoor advertising and engaging community about outdoor advertising by laws
--	--------------------	--	------------------------------------	--	--	--	--	---

**REVENUE ENHANCEMENT STRATEGY**

FUNCTION	PROBLEM STATEMENT OR CHALLENGE	EXTENT OF THE PROBLEM OR REVENUE LOSS	STRATEGIES	REVENUE IMPACT	BUDGET OR FINANCIAL IMPLICATION	TIMEFRAME AND PROGRESS TO DATE	RESPONSIBLE
Private Partnerships			The Municipality should invite property developers and investors in the jurisdiction of the Municipality to develop productive and economic projects to generate municipal revenue and increase employment.		Operational	Ongoing. In a process of sub-dividing municipal land in bulwer, once sub divided the land will be serviced before it is leased/sold to potential investors.	Planning and Development Municipal Manager

REPORT ON SUPPLY CHAIN MANAGEMENT FOR THE MONTH OF 30 JUNE 2021-DR  
NKOSAZANA DLAMINI ZUMA MUNICIPALITY

**AUTHOR: CHIEF FINANCE OFFICER (File Ref: Budget and Treasury Office)**

**(1<sup>st</sup> Level : Manco)**

**(2<sup>nd</sup> Level : Finance Committee)**

**(3<sup>rd</sup> Level : Exco)**

**(4<sup>th</sup> Level : Council)**

**1. PURPOSE OF REPORT**

To present the Implementation of the Supply chain management policy to the Committee and Council on purchases made by the municipality for the month ended 30 April 2021.

**2. BACK GROUND**

The Municipal Finance Management Act No 56, 2003 Chapter 11, the municipal supply chain management Regulation, as published in the Government Gazette on 30 May 2005 and the Supply Chain Management Policy as adopted by Council state that a report must be submitted within ten (10) working days of the end of each month to committees and council, in order to create a transparent image to all processes in the Supply Chain Management Division.

**3. LEGAL AND STATUTORY REQUIREMNT**

- Constitution of Republic of South Africa, Act No 108 of 1996
- Municipal Finance Management Act, No 56 of 2003
- Preferential Procurement Policy Framework Act 2017 Section 71
- Board Based Black Economic Empowerment Amended Act,2013 (Act Non.46 of 2013)
- Supply Chain Management policy

**4. RANGE OF PROCUMENT**

- 4.1 Orders up to the transaction value of R 1 to R 2000,00
- 4.2 Three written or verbal quotation for procurement of a transaction value between R 2001 to R 10 000,00.
- 4.3 Three different written quotation for procurement between R 10 000,01 to R 30 000,00.
- 4.4 At least three formal quotation written quotes, to be scored on price & targeted goals points designed in terms of the New Preferential Procurement Point Framework Act and regulation's well as the Broad Base Black Economic Empowerment Act for procurement above R 30 000,00 to R 200 000,00.
- 4.5 Bids process for procurement above R 200 000,00

## 5. STAFF IMPLICATIONS

5.1 There is no staff implication

## 6. BID COMMITTEE SITTINGS

6.1 Bid Specification Committee	: 03
6.2 Quotation Specification Committee	: 01
6.3 Bid Evaluation Committee	: 03
6.4 Quotation Evaluation Committee	: 02
6.4 Bid Adjudication Committee	: 03

**Note:** The bid committees are expected to sit at least 4 times a month as per SCM calendar.

## 7. FINANCIAL IMPLICATION / EXPENDITURE

7.1 QUOTATION ORDERS	: R 973 911,17
7.2 DEVIATIONS	: R 95 704,97
7.3 IRREGULAR EXPENDITURE	: R 0,00
7.4 FRUITLESS AND WASTEFUL EXPENDITURE	: R 0,00
7.5 UNAUTHORISED EXPENDITURE	: R 0,00
7.6 FUNERAL	: R 19 500,00
7.7 AWARDS BETWEEN R 30 000,00 – 200 000	: R 214 650,00
7.8 AWARDS MORE THAN R 200 000, 00	: R 1 276 086,00
7.9 FUEL ORDERS	: R 11 800,00
7.10 TRANSVERSAL CONTRACT	: R2 734 465,20
7.11 SUB-CONTRACTS	: R 0,00
7.12 CONTRACTED (PANEL)	: R 1 276 086,00

## 8. ANNEXURES

- 8.1 Annexure "A" – Quotation orders below R 200 000,00
- 8.2 Annexure "B" – Deviation and irregular expenditure
- 8.3 Annexure "C" – Funeral
- 8.4 Annexure "D" – Awards more than R 200 000, 00
- 8.5 Annexure "E" – Fuel orders
- 8.6 Annexure "F" - Fruitless and wasteful expenditure
- 8.7 Annexure "G" – Unauthorised expenditure
- 8.8 Annexure "F" – Transversal Contract

## 9. RECOMMENDATIONS

That this report be noted by Committee and council

## QUOTATION ORDERS

ORDERS REPORT FOR THE PERIOD OF JUNE 2021 (Annexure A)			
PETTY CASH AND ORDERS BETWEEN R0.01-R2000			
ORDER NUMBER	COMPANY NAME	DESCRIPTION OF SERVICE/GOODS	AMOUNT
6708	Tunimart Travel Agency	Accommodation for extension for Miss L Zulu attending Saniborders training at Sanipass Hotel in Underberg (Check In-08/06/2021 Check Out-11/06/2021)	R1 597,51
6706	Tunimart Travel Agency	Accommodation for Mr S Mkhize escorting the MM to attend a Saniborders training in Underberg (Check In-10/06/2021 Check Out-11/06/2021)	R1 597,51
6596	Tunimart Travel Agency	Accommodation for Mr KMB Mzimela attending a court case in Durban (Check In-08/06/2021 Check Out-09/06/2021)	R1 752,51
6702	Tunimart Travel Agency	Accommodation for Mr NC Vezi attending Sani Cross Borders training at Sanipass Hotel in Underberg (Check In-10/06/2021 Check Out-11/06/2021)	R1 597,51
6624	Zungawothi Trading and Projects	Procurement of groceries for crafters that were cutting Incema for making amavovo, Izicansi and baskets in Drakensberg.	R1 246,94
6625	Abenkanyezi Construction	Hire of 3 pole tent for wellness day that was held in Creighton on the 3rd of June 2021	R2 000,00
6626	MyLucy (Pty) Ltd	Procurement of Electrical extension cords (x3-5m; x1 30m and x3-10 Way switched twin plug)	R1 817,00
6753	Ayanda Mbanga Communications	Advert: Public notice to published on the Local newspaper for 2021-2022 service delivery and budget implementation plan; Key performance targets and section 54A/56 Managers performance contracts	R1 860,70
6638	Underberg Forest and Garden	Procurement and fitment of swivel kit for bakkie sakies	R887,80
6639	Zungawothi Trading and Projects	Procurement of Pre-Paid electricity for Maliyavuza	R1 800,00
6443	Zungawothi Trading and Projects	Catering for 25 People attending Disaster Management Advisory and Community Safety Forum Meeting at Bulwer CSC	R1 500,00
<b>TOTAL ORDERS</b>			<b>R17 657,48</b>

Opening balance as per the Petty Cash Reconciliation  
Cash on hand

R222,00  
R222,00

**Closing Purchases (Cash and issued orders)**

**R17 435,48**



VERBAL OR WRITTEN QUOTATIONS BETWEEN R2001--R5000 (Annexure A) FOR JUNE 2021			
Order Numbers	COMPANY NAME	DESCRIPTION OF SERVICES RENDERED	AMOUNT
6581	Ayanda Mbang Communications	Advert: Public notice( Final IDP and Oversight report on the 2019/2020 annual report on the local newspaper)	R3 257,26
6582	Ayanda Mbang Communications	Advert for the adjustment budget for 2020-2021 on the local newspaper	R4 410,48
6751	Ayanda Mbang Communications	Advert: Public notice to published on the Local newspaper for 2021-2022 service delivery and budget implementation plan; Key performance targets and section 54A/56 Managers performance contracts	R2 971,60
6623	Belebele Trading and Services	Hire of sound system that was used during wellness day at Creighton sports grounds on the 3rd of June 2021	R3 450,00
6636	Moyisi Group	Procurement of 40 O-Rings for Compressor and Breathing apparators	R4 396,00
6642	Inkotha Agencies	Procurement of 20 reflector jackets for OHS Committee	R4 300,00
6641	Ngwadleni Construction cc	Catering for 35 people attending artificial insemination training that was held at Bulwer CSC	R4 025,00
6445	Anvision Computers	Procurement of x2 portable hard drives for Communication and PMS Office	R3 494,00
6656	Tunimart Travel Agency	Accommodation for Mr NM Dlamini attending Sani Cross Borders meeting at SaniPass Hotel in Underberg (Check In-08/06/2021 Check Out-11/06/2021)	R4 792,51
6709	Tunimart Travel Agency	Accommodation for Miss PN Mncwabe (Mayor) and Miss N Duma (Female bodyguard) attending the Igagasi FM Interview in Durban (Check In-10/06/2021 Check Out-11/06/2021)	R2 070,01
6710	Tunimart Travel Agency	Accommodation for Mr S Mncwabe and Mr M Mdladla (Mayor bodyguards) escorting the Mayor to attend the Igagasi FM Interview in Durban (Check In-10/06/2021 Check Out-11/06/2021)	R2 270,01
6599	Tunimart Travel Agency	Lunch for Work and Play and programme that was held in Kokstad on the 9th of June 2021	R2 511,66
6593	Tunimart Travel Agency	Accommodation for Mr NC Vezi and 2 of his bodyguards attending a court case in Durban (Check In-06/06/2021 Check Out-07/06/2021)	R4 282,51
6597	Tunimart Travel Agency	Accommodation for Mr NC Vezi and 2 of his bodyguards attending a court case in Durban (Check In-08/06/2021 Check Out-09/06/2021)	R4 282,51
6598	Tunimart Travel Agency	Accommodation for for Miss L Zulu attending Saniborders training at Sanipass Hotel in Underberg (Check In-08/06/2021 Check Out-10/06/2021)	R3 195,01
6594	Tunimart Travel Agency	Accommodation for Mr TI Khumalo attending a court case in Durban (Check In-07/06/2021 Check Out-09/06/2021)	R3 505,01
6718	Tunimart Travel Agency	Lunch for 22 people attending Horse riding in Bulwer on the 19th of June 2021	R3 287,57
6723	Tunimart Travel Agency	Accommodating for Mr NC Vezi and 2 of his bodyguards attending media hosting for tourism awareness in Underberg (Check In-18/06/2021 Check Out-19/06/2021)	R3 812,51
<b>TOTAL ORDERS</b>			<b>R64 313,65</b>

FORMAL WRITTEN QUOTATIONS BETWEEN R5001–R200 000 (Annexure A) FOR JUNE 2021			
Order Numbers	Company Name	DESCRIPTION OF SERVICE RENDERED	AMOUNT
6658	K2019285591	Catering for 17 people attending Public participation training that was held for 2 days In Creighton. (Breakfast and Lunch)	R5 187,00
6728	Dr F Parak	Full medical examination and report for 69 municipal employees	R15 870,00
6444	Eyesibusiso Trading cc	Supply and delivery of 100 branded Back pack for promotional material purposes for Municipal libraries	R29 500,00
6720	Tunimart Travel Agency	Horse riding for 22 people attending tourism awaeness on the 17th of June 2021	R5 747,50
6726	Ntshengula Trading	Paragliding experience for 22 guests attending tourism awareness	R24 200,00
6439	Emergency Africa Services	Procurement of 2 Life chargers for battery operated SP44-Heavy duty	R25 760,00
6716	MC Ntshalintshali Attorneys	Presiding officer for a case againt one of municipal employees	R45 098,34
6432	Sinkululeko Projects	Supply and delivery of protective clothing for Development and Town Planning Department staff (x7 All weather jackets; x7 Golf T-Shirts; x7 Safety boot; x7 Winter beanies and 1 Reflector jacket) All must be branded	R27 900,00
6434	Inkotha Agencies	Supply and delivery of protective clothing for Corporate Support Services Department staff (x16 Winter jackets; x21 Golf T-Shirts; x13 Long sleeve shirts; x4 Skirts; x2 Pants; x6 Ladies shirts and 1 2-Piece overall) All must be branded	R24 200,00
6629	Samele Property Development	Supply; Removal and Installation of new window glasses at Bulwer CSC	R7 500,00
6630	SBS Electrical (Pty) Ltd	Repair of x3 Geysers (Main Building; Lot 87 and LED Managers house)	R6 325,00
6628	Moyisi Group	Replacement of faulty Underground cable at Underberg Taxi Rank	R20 000,00
6715	Tunimart Travel Agency	Accommodation for Cllr ST Dlamini attending VIP Training in Pinetown(Check In-13/06/2021 Check Out-27/07/2021)	R20 405,06
6592	Tunimart Travel Agency	Accommodation for for Miss Z Mlata attending Saniborders training at Sanipass Hotel in Underberg (Check In-07/06/2021 Check Out-10/06/2021)	R6 390,02
6583	Ayanda Mbanga Communications	Advert: Invitation for application on the Pound keeper vacancy	R6 480,17
6585	Tunimart Travel Agency	Hire of conference venue for 35 delegates attending Sani Cross Borders workshop for 6 days at SaniPass Hotel	R94 144,05
6591	Tunimart Travel Agency	Accommodation for Miss SS Mbatha attending Sani Cross Borders training at Sanipass Hotel in Underberg (Check In-07/06/2021 Check Out-11/06/2021)	R6 390,02
6584	Ayanda Mbanga Communications	Advert: Public notice for Final bugdet 2021-2022 on 2 Newspaper	R34 593,84
6620	The Element Family	Supply and deivery of Portable PA System with 3 Microphones and a Bluetooth connection for outdoor programmes	R9 500,00
6712	Matthew Francis Incorporated	Attorneys to facilitate soliciting of a court order for the auction of livestock at the animal pound	R12 000,00
6440	Belebele Trading and Services cc	Cleaning of pipelines at Creighton Offices: (450mm, Length-20m; 450mm, Length-18m and 300mm, Length-18m)	R29 440,00
6631	Bidvest Waltons	Procurement of a new laptop for Management Representative at Himeville DLTC	R21 918,22
6446	Anvision Computers	Procurement of a new laptop for Mr S Mshengu-ICT Clerk	R26 997,00
6633	UNAMZ Investments	Procurement of stationery (x500 Cardboard case and x300 Corporate folders)	R28 850,00
6442	Sinqobile Trading Enterprise	catering for 200 people attending Child protection and children day celebration in Bulwer	R16 000,00
6632	Madarvha Projects	Procurement of a new laptop for Mr T Majola-LED Officer based in Himeville	R24 000,00

6403	Solly-M Sports	Procurement of sports support material for 3 promising athletes residing in Dr NDZ	R24 192,00
6627	Mzungezwa SC Trading cc	Catering for 100 people attending employees wellness day in Creighton	R8 500,00
6298	Tunimart Travel Agency	Accommodation for Mr J Sondezi; Mr T Shabalala(Bodyguard) and Mr Sibisi attending a court case in Durban (Check In-25/05/2021 Check Out-26/05/2021)	R8 010,20
6707	Mathutha Trading Enterprise	Procurement of 150 pack of 48's toilet papers	R32 500,00
6717	Ayanda Mbanga Communications	Advert: Invitation of of suitable qualified service providers for the construction of 4 access roads	R6 251,40
6436	Ntozining Holdings	Procurement of water pump for the garden at Creighton Main Offices	R29 411,02
6752	Ayanda Mbanga Communications	Advert: Invitation for applications for Municipal Finance Management Internship on local newspaper	R6 480,17
6634	Afunyenwe Construction and Projects	Supply and delivery of support material for fashion designers garments	R22 000,00
6635	Nashua	Procurement of 250 prepaid Post envelopes	R20 556,25
6637	Speed Lock Smith	Safe combination keys for Himeville DLTC safe	R6 557,30
6640	Beyiphulula Trading Enterprise	Procurement of pepper sprays with with pouches	R9 300,00
6659	Tunimart Travel Agency	Accommodation for Mr NM Dlamini attending tourism awareness (Check In-17/06/2021 Check Out-20/06/2021)	R5 068,14
6446	Disang Trading & Projects	X-Rays and report for 69 municipal employees as a requirement by Natal Joint Provident Fund	R27 600,00
6447	The and Tho's Trading & Projects	Supply and delivery of support agricultural material for a Co-Orp in Ward 11 (Livestock feed)	R29 963,25
6662	ZAQEN	Rehabilitation provision on valuation of municipal landfill sites for Bulwer and Creighton	R62 100,00
6727	Tunimart Travel Agency	Car hire for 22 guests travelling to Lesotho(Sani Mountains) for Tourism awareness on the 18th of June 2021	R25 248,52
6437	Imbali Enhle Investments	Procurement of a laptop and Microsoft office for Miss P Mbhele (PA to CFO)	R26 098,00
6438	Remau Office Furniture	Procurement of office furniture for Traffic department (x2 Executive Chairs; x1 Oval wooden table and x10 Visitors chairs	R25 631,20
<b>TOTAL ORDERS</b>			<b>R949 863,67</b>

**DEVIATION**  
**IIRREGULAR EXPENDITURE**  
**FRUITLESS AND WASTEFULL EXPENDITURE**  
**UNAUTHORISED EXPENDITURE**

## DEVIATION FOR THE MONTH ENDED- JUNE 2021 (ANNEXTURE A)

ORDER NO.	COMPANY NAME	AMOUNT	DESCRIPTION OF SERVICE	REASON
6660	Rural Metro	R60 475,62	Repair of light mast on the Fire fighting truck with the Reg No. NIP 2657	Recommended by the insurance company
6651	Harry Gwala FM	R22 500,00	Broadcasting of service delivery progress on Local radio station	The only local radio station
6124	MFT New Holland	R12 729,35	Repair of municipal trailer (Welding and Mesh)	An inspection of the vehicle had to be done prior to the actual repair of the vehicle, So it was impossible to source out other quotations because they charge inspection and holding fees for the trailer
<b>TOTAL ORDERS</b>		<b>R95 704,97</b>		

## IRREGULAR EXPENDITURE FOR THE MONTH ENDED- 30 JUNE 2021 (ANNEXTURE B)

ORDER NO.	COMPANY NAME	AMOUNT	DESCRIPTION OF SERVICE	REASON
<b>TOTAL ORDERS</b>		<b>R0,00</b>		

## FRUITLESS AND WASTEFUL EXPENDITURE FOR THE MONTH ENDED- 30 JUNE 2021 (ANNEXTURE F)

ORDER NO.	COMPANY NAME	AMOUNT	DESCRIPTION OF SERVICE	REASON
		<b>R0,00</b>		

## UNAUTHORISED EXPENDITURE FOR THE MONTH ENDED- 30 JUNE 2021 (ANNEXTURE G)

ORDER NO.	COMPANY NAME	AMOUNT	DESCRIPTION OF SERVICE	REASON
		<b>R0,00</b>		

ORDER NO.	COMPANY NAME	AMOUNT	DESCRIPTION OF SERVICE	REASON
		<b>R0,00</b>		

000203

# FUNERAL SUPPORT

BURIAL ASSISTANCE ORDERS THE PERIOD OF JUNE 2021

Order Numbers	Family	Ward 1	Ward 2	Ward 3	Ward 4	Ward 5	Ward 6	Ward 7	Ward 8	Ward 9	Ward 10	Ward 11	Ward 12	Ward 13	Ward 14	Ward 15	Total
6704	Mjucu Family	0	0	0	0	0	0	0	1500	0	0	0	0	0	0	0	1500.00
6703	Nqobco Family	0	0	0	0	0	0	0	0	0	0	0	1500	0	0	0	1500.00
6714	Dlamini Family	0	0	0	1500,00	0	0	0	0	0	0	0	0	0	0	0	1500.00
6613	Nqubane Family	0	0	0	0	0	0	0	0	0	0	1500,00	0	0	0	0	1500.00
6614	Nqubane Family	0	0	0	0	0	0	0	0	0	0	1500,00	0	0	0	0	1500.00
6342	Bhenqu Family	0	0	0	0	0	0	0	0	R 1500,00	0	0	0	0	0	0	1500.00
6347	Mbaniwa Family	0	0	0	0	R 1500,00	0	0	0	R 0,00	0	0	0	0	0	0	1500.00
6612	Dlamini Family	0	0	0	1500,00	R 0,00	0	0	0	R 0,00	0	0	0	0	0	0	1500.00
6705	Nzide Family	0	0	0	0	R 0,00	0	0	R 1500,00	R 0,00	0	0	0	0	0	0	1500.00
6713	Mkolo Family	0	R 0,00	R 0,00	1500,00	R 0,00	0	0	R 0,00	R 0,00	0	0	0	0	0	0	1500.00
6643	Mthembu Family	0	0	0	0	0	0	0	0	0	0	0	0	R 1500,00	0	0	1500.00
6644	Dlamini Family	0	R 0,00	R 1500,00	0	0	0	0	0	0	0	0	0	R 0,00	R 0,00	0	1500.00
6645	Shelembe Family	0	0	0	0	0	0	0	0	R 1500,00	R 0,00	R 0,00	R 0,00	R 0,00	R 0,00	0	1500.00
Current		R -	R -	R 1500,00	R 4500,00	R 1500,00	R -	R -	R 3000,00	R 3000,00	R -	R 3000,00	R 1500,00	R 1500,00	R -	R -	R 19500,00

Year To Date	R -	R -	R 1500,00	7500,00	R 3000,00	R -	R 1500,00	R 4500,00	R 3000,00	R -	R 3000,00	R 1500,00	R 1500,00	R -	R -	R -	37500,00
	R -	R -	R 1500,00	7500,00	R 3000,00	R -	R 1500,00	R 4500,00	R 3000,00	R -	R 3000,00	R 1500,00	R 1500,00	R -	R -	R -	37500,00

000210

**QUOTATION BETWEEN  
R 30 000,01 - R 200 000,00**



<b>9.1 BIDS BELOW R 200 000,00 AWARDED IN THE PERIOD OF JUNE 2021</b>			
<b>COMPANY NAME</b>	<b>SERVICES RENDERED</b>	<b>AMOUNT</b>	<b>PROCUREMENT PLAN</b>
Melomsandi (Pty) Ltd	Supply and delivery of soccer kit	R 106 790,00	Yes
Eyesizukulwane Trading (Pty) Ltd	Supply and delivery of women's gardening projects	R 107 860,00	Yes
<b>TOTAL</b>		<b>R 214 650,00</b>	

**AWARDS MORE THAN ABOVE R 200 000,00**

## 9.1 BIDS ABOVE R 200 000,00 AWARDED IN THE PERIOD OF JUNE 2021

COMPANY NAME	SERVICES RENDERED	AMOUNT	PROCUREMENT PLAN
Mathutha Trading and Enterprise	Supply and delivery of Agricultural material and equipment for LED	R 377 717,30	Yes
Ayanda Mbanga Communications (Pty) Ltd	Provision of advertising services for a period of 3 years	R 3 465,09	Yes
Phembindlela Trading Enterprise	Renovation of Bulwer Hall	R 398 415,60	Yes
Ziziyane Construction and Trading Enterprise	Renovation/Maintenance of Himeville Sportfield Fencing	R 313 214,00	Yes
Rusbro Engineering Works (Pty) Ltd	Calibration of alcohol breathalyzers for a period of 3 years	R 51 387,75	Yes
Mathobela Cleaning and Protection Services	Supply, Delivery and installation of Park-Home Offices in Creighton	R 1 725 000,00	Yes
Ntshengula Trading Enterprise (Pty) Ltd	Supply and delivery of Branded Chairs and Folding tables for a period of one year	N/A	Yes
Mathutha Trading and Enterprise	Supply and delivery of Branded Chairs and Folding tables for a period of one year	N/A	Yes
Lanrec (Pty) Ltd	Supply and delivery of Branded Chairs and Folding tables for a period of one year	N/A	Yes
Mantangu Trading and Projects (Pty) Ltd	Supply and delivery of Branded Chairs and Folding tables for a period of one year	N/A	Yes
Mazulukweni Trading and Construction (Pty) Ltd	Supply and delivery of Branded Chairs and Folding tables for a period of one year	N/A	Yes
<b>TOTAL</b>		<b>R 2 869 199,74</b>	

000214

## FUEL ORDERS

<b>PETROL ORDERS FOR PERIOD OF JUNE 2021</b>			
<b>ORDER NUMBERS</b>	<b>COMPANY NAME</b>	<b>DESCRIPTION OF SERVICES RENDERED</b>	<b>AMOUNT</b>
6615	Lusted and Johnson	Procurement of 120L of diesel to be used on a back-up generator at Creighton main office	R1 980,00
6590	Lusted and Johnson	Procurement of petrol for Donnybrook centre to be used for brushcutters	R1 980,00
6586	Lusted and Johnson	Procurement of 120L of petrol for Bulwer centre to be used for brushcutters	R1 980,00
6587	Lusted and Johnson	Procurement of 120L of petrol for Creighton centre to be used for brushcutters	R1 980,00
6588	Lusted and Johnson	Procurement of 120L of petrol for Himeville centre to be used for brushcutters	R1 980,00
6589	Lusted and Johnson	Procurement of 120L of petrol for Underberg centre to be used for brushcutters	R1 980,00
<b>TOTAL ORDERS</b>			<b>R11 880,00</b>

# **TRANSVERSAL CONTRACT**

000217

<b>TRANSVERSAL ORDERS (Annexure A) FOR JUNE 2021</b>			
<b>ORDER NO.</b>	<b>COMPANY NAME</b>	<b>SERVICE</b>	<b>AMOUNT</b>
6969	Bidvest McCarthy	Procurement of vehicles for community services department (x1 Double Cab-250; x1 Double cab with canopy-300 and x2 Double cab-300)	R2 734 465,20
<b>TOTAL ORDERS</b>			<b>R2 734 465,20</b>

## **SUB-CONTRACTS**



SUBCONTRACTS FOR THE MONTH ENDED JUNE 2021

COMPANY NAME	SERVICES RENDERED	AMOUNT	PROCUREMENT PLAN
TOTAL		-	

**PANEL FOR PLANT HIRE**

000221

<b>FORMAL WRITTEN QUOTATIONS FOR CONTRACT (PANEL FOR PLANT HIRE) FOR THE MONTH OF JUNE 2021</b>			
<b>Order Numbers</b>	<b>Company Name</b>	<b>DESCRIPTION OF SERVICE RENDERED</b>	<b>AMOUNT</b>
6966	Kerush's Transport	Plant hire for the construction of 3 access roads for ward-9	R1 276 086,00
<b>TOTAL ORDERS</b>			<b>R1 276 086.00</b>

**% STATISTICS ANALISYS REPORT**  
**(Location, youth and woman)**

**% STATISTICS REPORT ON SCM ORDERS  
SUMMARY OF ORDERS FOR THE PERIOD OF JUNE 2021 (see Annexure A)**

DESCRIPTION	Expenditure Per Location					
	RANGE	AMOUNT	NDZ	DISTRICT	KZN	SA
Verbal Quotations	R0.01-R2000	R 17 657,48	R 12 227,27	R -	R 5 430,21	R -
Verbal or Written Quotations	R2001-R5000	R 64 313,65	R 26 958,60	R 2 511,66	R 34 843,39	R -
Formal Written Quotations	R 5001-R 30000	R 949 863,67	R 349 578,50	R 72 320,00	R 439 767,17	R 88 198,00
<b>TOTAL GENERAL ORDERS</b>		<b>R 1 031 834,80</b>	<b>R 388 764,37</b>	<b>R 74 831,66</b>	<b>R 480 040,77</b>	<b>R 88 198,00</b>
Tenders	Above R200 001	R 2 869 199,74	R 1 089 346,90	R -	R 1 728 465,09	R 51 387,75
Quotations	R 30001-R 200000	R 214 650,00	R 107 860,00	R 106 790,00	R -	R -
Petrol Orders		R 11 880,00	R -	R 11 880,00	R -	R -
Funeral Assistance Orders		R 19 500,00	R 19 500,00	R -	R -	R -
Deviations		R 95 704,97	R 12 729,35	R 22 500,00	R 60 475,62	R -
Irregular Expenditure		R -	R -	R -	R -	R -
Fruitless and wasteful expenditure		R -	R -	R -	R -	R -
Unauthorised expenditure		R -	R -	R -	R -	R -
Transversal Contract		R 2 734 465,20	R -	R -	R -	R 2 734 465,20
Subcontracts		R -	R -	R -	R -	R -
Contracted		R 1 276 086,00	R -	R -	R -	R 1 276 086,00
<b>TOTAL ORDERS</b>		<b>R 8 253 320,71</b>	<b>R 1 618 200,62</b>	<b>R 216 001,66</b>	<b>R 2 268 981,48</b>	<b>R 4 150 136,95</b>

	% Spent Per Location
NDZ	R 1 618 200,62 20%
DISTRICT	R 216 001,66 3%
KZN	R 2 268 981,48 27%
SA	R 4 150 136,95 50%

**TOTAL EXPENDITURE**

**Gender % Ownership**

	%Woman	%Youth ownership	%Disabled	These rates are based on Total expenditure per Location
NDZ	52%	16%	0%	
DISTRICT	0%	0%	0%	
KZN	3%	1%	0%	
SA	0%	0%	0%	

**REPORT ON SUPPLY CHAIN MANAGEMENT FOR QUARTER THREE MONTH OF APRIL,  
MAY AND JUNE 2021-DR NKOSAZANA DLAMINI ZUMA MUNICIPALITY**

**AUTHOR: CHIEF FINANCE OFFICER**  
**(File Ref: Budget and Treasury Office)**  
**(1<sup>st</sup> Level : Manco)**  
**(2<sup>nd</sup> Level : Finance Committee)**  
**(3<sup>rd</sup> Level : Exco)**  
**(4<sup>th</sup> Level : Council)**

**1. PURPOSE OF REPORT**

To present the Implementation of the Supply chain management policy to the Committee and Council on purchases made by the municipality for the 4<sup>th</sup> quarter April, May, and June 2021

**2. BACK GROUND**

The Municipality Finance Management Act No 56, 2003 Chapter 11, the municipal supply chain management Regulation, as published in the Government Gazette on 30 May 2005 and the Supply Chain Management Policy as adopted by Council state that a report must be submitted within ten (10) working days of the end of each quarter to committees and council, in order to create a transparent image to all processes in the Supply Chain Management Division

**3. LEGAL AND STATUTORY REQUIREMNT**

- Constitution of Republic of South Africa, Act No 108 of 1996
- Municipal Finance Management Act, No 56 of 2003
- Preferential Procurement Regulation,2011
- Board Based Black Economic Empowerment Amended Act,2013 (Act Non.46 of 2013)
- Supply Chain Management policy

**4. RANGE OF PROCUMENT**

- 4.1 Orders up to the transaction value of R 1 to R 2000,00
- 4.2 Three written or verbal quotation for procurement of a transaction value between R 2001 to R 10 000,00.
- 4.3 Three different written quotation for procurement between R 10 000,01 to R 30 000,00.
- 4.4 At least three formal quotation written quotes, to be scored on price & targeted goals points designed in terms of the New Preferential Procurement Point Framework Act and regulation's well as the Broad Base Black Economic Empowerment Act for procurement above R 30 000,00 to R 200 000,00.
- 4.5 Bids process for procurement above R 200 000,00

**TABLE OF CONTENTS**

**1. INTRODUCTION**

- 2. FUNCTIONING OF SCM UNIT**
  - 2.1 DECLARATION OF INTEREST BY SCM PERSONNEL
  - 2.2 ADEQUACY OF PERSONNEL WITH SCM
- 3. FUNCTIONING OF BID COMMITTEES MEETINGS**
  - 3.1 CONSTITUTION OF BID COMMITTEES
  - 3.2 BID COMMITTEE MEMBERS DECLARATIONS
- 4. SECTION 114 APPROVAL OF TENDERS NOT RECOMMENDED**
- 5. REGULATION 32**
- 6. REGULATION 36 DEVIATIONS**
- 7. QUOTATION AWARDED BETWEEN R 30 000,00 to R 200 000,00**
- 8. SPEND ANALYSIS**
  - 8.1 BIDS AWARDED
  - 8.2 BURIAL ASSISTANCE
- 9. CONTRACT MANAGEMENT**
- 10. IRREGULAR EXPENDITURE**
- 11. LEASE AGREEMENTS**
- 12. FRUITLESS & WASTEFUL EXPENDITURE**
- 13. UNAUTHORIZED EXPENDITURE**
- 14. TRANSVERSAL CONTRACT**

## 1. INTRODUCTION

Regulation 6(3)(4) of the Municipal SCM Regulation requires that on a quarterly basis the accounting officer must submit to the Mayor a report on the implementation of the SCM Policy no later than 10 days after end of each quarter. Subsection 4 further states that the report must be made public in accordance with section 21A of the Municipal System Act.

## 2. FUNCTIONS OF THE SCM UNIT

### 2.1 DECLARATION OF INTEREST BY SCM PERSONNEL

All members of Bid Committees had signed declaration of interest and code of conducts.

### 2.2 ADEQUACY OF PERSONNEL WITHIN SCM

All SCM personal are competence and capable of performing their duties

## 3. FUNCTIONING OF BID COMMITTEES

### 3.1 CONSTITUTION OF BID COMMITTEES

The 3 bid committees namely the Bid Specifications Committee, Bid Evaluation and The Bid Adjudication Committee have been constituted adequately in line with the SCM regulation requirements.

### 3.2 BID COMMITTEE MEMBERS DECLARATIONS

Bid Evaluation and Adjudication Committee members declared their interest at every sitting of the committees held during the 4<sup>th</sup> quarter and no conflicts of interest were recorded during discussions.

## 4. SECTION 114 APPROVAL OF TENDERS NOT RECOMMENDED

No awards were made to supplier other than the ones recommended.

## 5. REGULATION 32

Regulation 32(1) of the Municipal supply Chain allows the accounting officer to procure good or service for the Municipality or Municipal Entity under contract secured by another organ of state.

Date	Supplier	Details	Amount
No Regulation 32 in the last quarter	N/A	N/A	0,00

## 6. REGULATION 36 DEVIATIONS

Date	Supplier	Details	Reason for Deviation	Amount®
------	----------	---------	----------------------	---------



28/04/2021	CMAM South Africa	Local Government Management GRAP Capacitation Programme for 4 officials	Programme for all KZN Municipalities in partnership with SALGA	41 750,00
13/05/2021	Bulwer & Donnybrook Taxi Owners Association	Hire of 4 taxis to transport Ward committees attending Public consultation by MPAC	It was impractical to follow normal SCM processes, as these are the only 2 Taxi Owners associations that are allowed to transport people around Dr-Nkosazana Dlamini Zuma Municipality Jurisdiction.	33 000,00
13/05/2021	Underberg & Himeville Taxi Owners Association	Hire of 4 taxis to transport Ward committees attending Public consultation by MPAC	It was impractical to follow normal SCM processes, as these are the only 2 Taxi Owners associations that are allowed to transport people around Dr-Nkosazana Dlamini Zuma Municipality Jurisdiction.	11 800,00
26/05/2021	Bulwer & Donnybrook Taxi Owners Association	Transport for fashion designers attending a training in Bulwer Art Centre	It was impractical to follow normal SCM processes, as these are the only 2 Taxi Owners associations that are allowed to transport people around Dr-Nkosazana Dlamini Zuma Municipality Jurisdiction.	36 000,00
26/05/2021	Underberg & Himeville Taxi Owners Association	Transport for fashion designers attending a training in Bulwer Art Centre	It was impractical to follow normal SCM processes, as these are the only 2 Taxi Owners associations that are allowed to transport people around Dr-Nkosazana Dlamini Zuma Municipality Jurisdiction.	21 420,00
09/11/2020	MFT New Holland	Repair of municipal trailer (Welding and Mesh)	An inspection of the vehicle had to be done prior to the actual repair of the vehicle, So it was	12 729,35

			impossible to source out other quotations because they charge inspection and holding fees for the trailer	
--	--	--	---	--

**TOTAL FOR DEV.****R114 949,35****7. QUOTATION AWARDED BETWEEN R 30 000,01 – R 200 000,00**

<b>BIDDERS NAME</b>	<b>DESCRIPTION</b>	<b>AMOUNT ®</b>
Dzivi Trading	Supply and delivery of stationery for children day and child protection	127 110,00
Langangelihle General Trading & Projects (Pty) Ltd	Supply and delivery of leather works supporting material	83 520,00
kgolo Business Trust t/a Kgolo Institute	Suitable service provider to conduct Public Participation training	R 185 150,00
Double DM Trading and Projects	Fencing of Creighton Flats	R 135 200,00
Masbonisaneni Sonke Trading and Projects	Renovation of Old Main Building	R 99 939,40
Masbonisaneni Sonke Trading and Projects	Construction Sukuma Sakhe House.2	R 138 380,00
Eyesizukulwane Trading (Pty) Ltd	Supply and delivery of 4 laptops	R 120 000,00
Eyesizukulwane Trading (Pty) Ltd	Supply and delivery of salon equipment	R 121 366,30
Eyesizukulwane Trading (Pty) Ltd	Supply and delivery of bakkie sakkie and floating pump	R 89 979,00
Mzomtsha Projects and Computer Supplies	Supply and delivery of Concrete pipes	R 167 250,00
Pretty Magwaza Assessment and Counsellig Consultancy	Provision for psychologist services	R 79 500,00
Dzivi Trading	Supply and delivery of sanitizers	R 65 090,00
LAE Construction	Renovation of Himeville Office	R 157 652,00
Simadric Construction and Projects (Pty) Ltd	Supply and installation of Zero Tolerance to fraud signage boards	R 37 360,00
Good Morning IT and Stationery	Supply and delivery of Machine and dryer	R 36 139,00
Melomsandi (Pty) Ltd	Supply and delivery of soccer kit	R 106 790,00
Eyesizukulwane Trading (Pty) Ltd	Supply and delivery of women's gardening projects	R 107 860,00
<b>Total</b>		<b>R 1 264 600,25</b>

### 8. SPEND ANALYSIS

MONTH	April 2021	May 2021	June 2021	Total for the Quarter	%Spend contribution
Petty Cash from R0,00 but below R 2000,00	14 641,51	21 575,88	17 657,48	58 874,87	0,12%
Verbal or Written Quotations	85 475,10	43 512,87	64 313,65	193 301,62	0,40%
Formal Written quotation	911 926,34	787 694,24	949 863,67	2 649 484,25	5,55%
Quotation Above 30k	210 630,00	1 112 655,70	214 650,00	1 537 935,70	3,22%
Tender	3 310 695,21	2 676 434,00	2 869 199,74	8 856 328,95	18,57%
Petrol orders	13 109,00	19 564,40	11 800,00	44 473,40	0,09%
Funeral Orders	0,00	4 500,00	19 500,00	24 000,00	0%
Irregular Expenditure	0,00	0,00	0,00	0,00	0%
Fruitless & Wasteful Expenditure	0,00	0,00	0,00	0,00	0%
Unauthorised Expenditure	0,00	0,00	0,00	0,00	0%
Deviations	41 750,00	102 220,00	82 975,62	22 694,62	0,04%
Transversal Contract	2 110 604,02	0,00	2 734 465,20	4 845 069,22	10,15%
Contracted-Plant Hire	0,00	28 192 649,57	1 276 086,00	29 468 735,57	61,80%
<b>Totals</b>				<b>47 700 898,20</b>	<b>100%</b>

## 8.1 BIDS AWARDS ABOVE R 200 000,01

LENGTH OF TIME FOR TENDER	APPOINTMENT DATE	CLOSING DATE OF ADVERT	BIDDERS NAME	DESCRIPTION	AMOUNT	BBBEE POINTS CLAIMED
215	29/04/2021	25/09/2020	Nduna Organisation	Renovation/Maintenance of Mqatsheni Community Hall	R 315 700,00	20 Points
52	29/04/2021	07/05/2021	Buhlebezwe Trading (Pty) Ltd	Renovation/Maintenance of Creighton Community Hall	R 355 615,26	20 Points
215	26/04/2021	25/09/2020	Nduna Organisation	Renovation/Maintenance of Mnyameni Community Hall	R 359 950,00	20 Points
168	29/04/2021	11/11/2020	Short's Nissan cc	Supply and delivery of specialized 16 Ton waste skip loader	R 2 279 429,95	20 Points
198	29/04/2021	12/10/2020	Ziphelele Planning and Environmental	Panel of Six Service Providers: Town Planning Consultants to Provide Town Planning Services for the Municipality	As per SLA	20 Points
198	29/04/2021	12/10/2020	Isibuko Development Planners	Panel of Six Service Providers: Town Planning Consultants to Provide Town Planning Services for the Municipality	As per SLA	20 Points
85	14/05/2021	17/02/2021	BPG Mass Appraisals	General valuation and preparation of the valuation roll for implementation for 1 July 2022, Presentation and updating of the valuation roll for the period of 1 July 2022 to June 2027	R 1 802 959,00	12 Points
89	24/05/2021	23/02/2021	ZAQEN Actuaries (Pty) Ltd	Provision of actuarial valuation of Long service award liability, Post employment medical aid benefits liability, and Landfill sites rehabilitation and closure	R 269 100,00	12 Points

203	14/05/2021	22/10/2020	Madlobongwane Projects (Pty) Ltd	(Bulwer & Creighton) for a period of 3 years			
66	01/06/2021	26/03/2021	Belebele Trading and Services	Supply and delivery of 10 waste skip bins	R 406 000,00		20 Points
66	01/06/2021	26/03/2021	Magxolo Trading and Projects (Pty) Ltd	Provision of Code 14 driver's license training for 30 people	R 198 375,00		20 Points
87	25/06/2021	29/03/2021	Mathutha Trading and Enterprise	Construction of Creighton and Centocow tyre slab	R 215 957,50		20 Points
202	25/06/2021	04/12/2020	Ayanda Mbanga Communications (Pty) Ltd	Supply and delivery of Agricultural material and equipment for LED	R 377 717,30		20 Points
71	09/06/2021	29/03/2021	Phebindlela Trading Enterprise	Provision of advertising services for a period of 3 years	R 3 465,09		20 Points
256	09/06/2021	25/09/2020	Ziziyane Construction and Trading Enterprise	Renovation of Bulwer Hall	R 398 415,60		20 Points
134	15/06/2021	16/02/2021	Rusbro Engineering Works (Pty) Ltd	Renovation/Maintenance of Himeville Sportfield Fencing	R 313 214,00		20 Points
77	15/06/2021	29/03/2021	Mathobela Cleaning and Protection Services	Calibration of alcohol breathalyzers for a period of 3 years	R 51 387,75		20 Points
130	09/06/2021	29/01/2021	Nshengula Trading Enterprise (Pty) Ltd	Supply, Delivery and installation of Park-Home Offices in Creighton	R 1 725 000,00		20 Points
130	09/06/2021	29/01/2021	Mathutha Trading and Enterprise	Supply and delivery of Branded Chairs and Folding tables for a period of one year	As per SLA		20 Points
130	09/06/2021	29/01/2021	Lanrec (Pty) Ltd	Supply and delivery of Branded Chairs and Folding tables for a period of one year	As per SLA		20 Points

130	09/06/2021	29/01/2021	Mantangu Trading and Projects (Pty) Ltd	Supply and delivery of Branded Chairs and Folding tables for a period of one year	As per SLA	20 Points
130	09/06/2021	29/01/2021	Mazulukweni Trading and Construction (Pty) Ltd	Supply and delivery of Branded Chairs and Folding tables for a period of one year	As per SLA	20 Points
<b>TOTAL</b>					<b>R 22 415 157,18</b>	

### 8.2 BURIAL ASSISTANCE ORDERS FOR THE PERIOD OF APRIL, MAY, AND JUNE 2021

Order No.	FAMILY	WD1	WD2	WD3	WD4	WD5	WD6	WD7	WD8	WD9	WD10	WD11	WD12	WD13	WD14	WD15
6612	Dlamini	0	0	0	1500	0	0	0	0	0	0	0	0	0	0	0
6613	Ngubane	0	0	0	0	0	0	0	0	0	0	1500	0	0	0	0
6614	Ngubane	0	0	0	0	0	0	0	0	0	0	1500	0	0	0	0
6612	Dlamini	0	0	0	1 500	0	0	0	0	0	0	0	0	0	0	0
6705	Nyide	0	0	0	0	0	0	1500	0	0	0	0	0	0	0	0
6713	Mtolo	0	0	0	1 500	0	0	0	0	0	0	0	0	0	0	0
6643	Mthembu	0	0	0	0	0	0	0	0	0	0	0	0	1 500	0	0
6644	Dlamini	0	0	1500	0	0	0	0	0	0	0	0	0	0	0	0
6645	Shelembe	0	0	0	0	0	0	0	0	1500	0	0	0	0	0	0
<b>Total</b>		<b>0, 00</b>		<b>1500</b>	<b>4500</b>	<b>0,00</b>	<b>0,00</b>	<b>0,00</b>	<b>1500</b>	<b>1500</b>	<b>0,00</b>	<b>3000</b>	<b>0,00</b>	<b>1500</b>	<b>0,00</b>	<b>0,00</b>

### 8.3 DATABASE REGISTRATION

The Municipality is using Central Supplier Database as per the instruction of National Treasury.

## 9. CONTRACTS MANAGEMENT

### New Contract in the 04<sup>th</sup> Quarter

Service Provider	Description	Duration of contract
Ziphelele Planning and Environmental	Panel of Six Service Providers: Town Planning Consultants to Provide Town Planning Services for the Municipality	3 Years
Isibuko Development Planners	Panel of Six Service Providers: Town Planning Consultants to Provide Town Planning Services for the Municipality	3 Years
BPG Mass Appraisals	General valuation and preparation of the valuation roll for implementation for 1 July 2022, Presentation and updating of the valuation roll for the period of 1 July 2022 to June 2027	6 Years
ZAQEN Actuaries (Pty) Ltd	Provision of actuarial valuation of Long service award liability, Post employment medical aid benefits liability, and Landfill sites rehabilitation and closure (Bulwer & Creighton)	3 Years
Rusbro Engineering Works (Pty) Ltd	Calibration of alcohol breathalysers for a period of 3 years	3 Years
Ntshengula Trading Enterprise (Pty) Ltd	Supply and delivery of Branded Chairs and Folding tables for a period of one year	1 Year
Mathutha Trading and Enterprise	Supply and delivery of Branded Chairs and Folding tables for a period of one year	1 Year
Lanrec (Pty) Ltd	Supply and delivery of Branded Chairs and Folding tables for a period of one year	1 Year
Mantangu Trading and Projects (Pty) Ltd	Supply and delivery of Branded Chairs and Folding tables for a period of one year	1 Year
Mazulukweni Trading and Construction (Pty) Ltd	Supply and delivery of Branded Chairs and Folding tables for a period of one year	1 Year
Ayanda Mbanga Communications (Pty) Ltd	Provision of advertising services for a period of 3 years	3 Years

## 10. IRREGULAR EXPENDITURE

Service Provider	Name of project	Amount	Reason for Irregular
		R 0,00	

**11. LEASE AGREEMENT**

No lease agreement on the 04<sup>th</sup> quarter

**12. FRUITLESS & WASTEFUL EXPENDITURE**

Service Provider	Name of project	Amount	Reason
<b>Total Amount</b>		R 0,00	

**13. UNAUTHORIZED EXPENDITURE**

No unauthorised expenditure on the 04<sup>th</sup> quarter

**14. TRANSVERSAL CONTRACT**

Service Provider	Name of project	Amount
Bidvest McCarthy	Procurement of vehicles for community services department (x1 Double Cab-250; x1 Double cab with canopy-300 and x2 Double Cab-300)	2 734 465,20
<b>Total</b>		<b>R 2 734 465,20</b>

**15. RECOMMENDATIONS**

That this report to be noted by Committee and council





Main Street  
Creighton, 3263

P.O Box 62

Creighton 3263

Phone: +27 39 833 1038

Fax: +27 39 833 1539/1179

Email: [mailbox@ndz.gov.za](mailto:mailbox@ndz.gov.za)

---

A Better Place for All

## COMMITMENTS REGISTER FOR THE MONTH END 30/06/2021 (BELOW 30 000)

000234

DR NKOSAZANA DLAMINI ZUMA LOCAL MUNICIPALITY  
 COMMITMENTS FOR THE MONTH END 30 JUNE 2021 (BELOW 30 000)

Order no.	Supplier	Description	Order amount	Amount excluding VAT	VAT	Total amount
6259	Asibambisane occupational health services	Service of medical assessment and give an opinion on the state of health of three municipal employees	R1 200,00	R1 200,00	None	R1 200,00
6410	Alpha office furniture	Procurement of office furniture for fire station	R22 977,00	R19 980,00	None	R22 977,00
6445	Anvision computers	Procurement of one touch portable drive for Communications office and PMS office	R3 494,00	R3 038,26	R455,74	R3 494,00
6407	Aldabri 106 institute for quality	Skills development facility training for 2 officials	R26 400,00	R26 997,00	None	R26 400,00
6446	Anvision computers	Procurement of new laptop for Mr S Mshengu	R26 997,00	R23 475,65	R3 521,35	R26 997,00
6581	Ayanda mbanga communications	Advert for the 2021/2022 final IDP and the oversight report on the 2019/2020 annual report in the newspaper	R3 257,26	R2 832,40	R424,86	R3 257,26
6751	Ayanda mbanga communications	Public notice to be published in the local newspaper for a 2021/2022 service delivery and budget implementation plan, key performance targets and section 54A / 56 managers performance contracts.	R2 971,60	R2 584,00	R387,60	R2 971,60
6713	Bulwer trading	Funeral support for Sibusiso Mtolo's family in ward 04	R1 500,00	R1 500,00	None	R1 500,00
6714	Bulwer trading	Funeral support for Dlamini's family in ward 04	R1 500,00	R1 500,00	None	R1 500,00
6644	Bulwer trading	Funeral support for Dlamini's family in ward 03	R1 500,00	R1 500,00	None	R1 500,00
6645	Bulwer trading	Funeral support for Jackson Shelembe's family in ward 09	R1 500,00	R1 500,00	None	R1 500,00
6643	Bulwer trading	Funeral support for Sisilo Mthembu's family in ward 13	R1 500,00	R1 500,00	None	R1 500,00
6612	Bulwer trading	Funeral support for Zonke Dlamini family in ward 04	R1 500,00	R1 500,00	None	R1 500,00
6347	Bulwer trading	Funeral support for Kunene's family in ward 05	R1 500,00	R1 500,00	None	R1 500,00
6342	Bulwer trading	Funeral support for Bhengu family in ward 09	R1 500,00	R1 500,00	None	R1 500,00
6631	Bidvest waltons	Procurement of new laptop for management representative, himeville DLTC	R21 918,22	R19 059,32	R2 858,90	R21 918,22
6440	Belebele trading and services	Cleaning of pipeline at creighton offices	R29 440,00	R25 600,00	R3 840,00	R29 440,00
6439	Emergency africa services	Procurement of life chargers for battery operated jaws of life	R25 760,00	R22 400,00	R3 360,00	R25 760,00

6465	Government printing works	Notice on the provincial gazette for the establishment of an external body to serve as Dr NDZ local municipality appeals authority	R504,40	R438,61	R65,79	R504,40
6437	Imbali ehle investment	Procurement of new laptop and microsoft office for Miss P Mbele (PA to the CFO)	R26 098,00	R22 693,91	R3 404,09	R26 098,00
6767	Intwenhle bead work	Training for 15 crafters at centocow and bulwer art centre	R9 800,00	R9 800,00	None	R9 800,00
6642	Inkotha agencies	Procurement of reflector vests for OHS committee	R4 300,00	R4 300,00	None	R4 300,00
6434	Inkotha agencies	Procurement of protective clothing for coporate support services	R24 200,00	24 200,00	None	R24 200,00
6658	k2019285591	Catering for 17 councillors attending public participation training	R5 187,00	R5 187,00	None	R5 187,00
6545	Limlithuba Pty)ltd	Procurement of window glasses	R1 950,00	R1 950,00	None	R1 950,00
6712	Matthew francis incorporated	attorneys to facilitate soliciting of a court order to auction livestock at the animal pound	R12 000,00	R10 434,78	R1 565,22	R12 000,00
6213	Management integrity evaluation	Verification of qualifications for 62 employees	R5,456.00	R5 456,00	None	R5 456,00
6438	Ramau office furniture	Procurement of office furniture for traffic department	R25 631,20	R22 288,00	R3 343,20	R25 631,20
6529	Remau office furniture	Procurement of office furniture for animal pound office in Himeville	R7 703,85	R6 699,00	R1 004,85	R7 703,85
6530	Remau office furniture	Procurement of high back net chair	R3 103,85	R2 699,00	R404,85	R3 103,85
6541	Sanoluhle trading and projects	Procurement of paraquat 200 SL weed killer chemical for fire fighting unit	R8 520,00	R8 520,00	None	R8 520,00
6766	Siqondile trading enterprise	Training for the 15 crafters at Himeville hall	R9 000,00	R9 000,00	None	R9 000,00
6629	Samela property development	Supply and installation of new window glasses at Bulwer CSC	R7 500,00	R7 500,00	None	R7 500,00
6620	The element family	Procurement of portable PA system with 3 microphones	R9 500,00	R9 500,00	None	R9 500,00
6600	Tunimart travel agency	Lunch for members atting a bid evaluation committee meeting in bulwer	R1 195,48	R1 039,55	R155,93	R1 195,48
6596	Tunimart travel agency	Accommodation for Mr K.M.B Mzimela attending a court case in Durban	R1 757,51	R1 528,27	R229,24	R1 752,51
6720	Tunimart travel agency	Horse riding for 22 people on the 17/06/2021	R5 747,50	R4 997,84	R749,67	R5 747,50
6591	Tunimart travel agency	Accommodation for Ms S.S Mbatha attending a cross border meeting at Sani pass	R6 390,02	R5 556,54	R833,48	R6 390,02
6633	Unamz investments	Procurement of 500 cardboard cases and 300 corporate folders	R28 850,00	R28 850,00	None	R28 850,00
			R378 814,65	R340 367,94	R24 039,71	R378 814,65

Prepared By: .....  
Ms K Mbhele




**REPORT ON OUTSTANDING ORDERS AND INVOICES  
CONTRACTED SERVICES**

ORDER NO.	COMPANY NAME	DESCRIPTION	ISSUED DATE	INVOICE DATE	INVOICE AMOUNT	OUTSTANDING INVOICE AMOUNT	STATUS OF INVOICE
6581	Ayanda mbanga communications	Advert for the 2021/2022 final IDP and the oversight report on the 2019/2020 annual report in the newspaper	1/6/2021	25/06/2021	R3 257,26	None	Submitted to expenditure
6582	Ayanda mbanga communications	Advert for adjustment budget for 2020/2021 on the local newspaper	1/6/2021	25/06/2021	R4 410,00	None	Submitted to expenditure
6717	Ayanda mbanga communications	Advert for construction of cabazini hall construction of ndodeni hall, construction of sopholile crech and construction lubovana crech	15/06/2021	22/06/2021	R6 251,40	None	Submitted to expenditure
6751	Ayanda mbanga communications	Public notice to be published in the local newspaper for a 2021 /2022 service delivery and budget implementation plan, key performance targets and section 54A / 56 managers performance contracts.	18/06/2021	Not yet received	None	R2 971,60	
6713	Bulwer trading	Funeral support for Sibusiso Mtolo's family in ward 04	11/6/2021	Not yet received	None	R1 500,00	
6714	Bulwer trading	Funeral support for Diamini's family in ward 04	11/6/2021	Not yet received	None	R1 500,00	
6705	Bulwer trading	Funeral support for Nyide's family in ward 08	10/6/2021	15/06/2021	R1 500,00	None	Submitted to expenditure
6704	Bulwer trading	Funeral support for Fatisile Mjuqu's family in ward 08	10/6/2021	15/06/2021	R1 500,00	None	Submitted to expenditure
6644	Bulwer trading	Funeral support for Diamini's family in ward 03	30/06/2021	Not yet received	None	R1 500,00	
6645	Bulwer trading	Funeral support for Jackson Shelemba's family in ward 09	30/06/2021	Not yet received	None	R1 500,00	
6643	Bulwer trading	Funeral support for Sisilo Mthembu's family in ward 13	24/06/2021	Not yet received	None	R1 500,00	
6703	Bulwer trading	Funeral support for Thembisile Ngcobo family in ward 12	10/6/2021	15/06/2021	R1 500,00	None	Submitted to expenditure
6612	Bulwer trading	Funeral support for Zonke Diamini family in ward 04	21/05/2021	Not yet received	None	R1 500,00	
6347	Bulwer trading	Funeral support for Kunene's family in ward 05	23/06/2021	Not yet received	None	R1 500,00	
6342	Bulwer trading	Funeral support for Bhengu family in ward 09	21/06/2021	Not yet received	None	R1 500,00	
6580	Government printing works	Public notice for final budget and tariffs of charges for 2021/2022	1/6/2021	Not yet received	None	R11 096,91	
6465	Government printing works	Notice on the provincial gazette for the establishment of an external body to serve as Dr NDZ local municipality appeals authority	1/6/2021	Not yet received	None	R504,40	
6524	Lusted and Johnson	Procurement of petrol for bulwer cemetery to be used for brush cutters	3/6/2021	Not yet received	None	R1 991,80	
6526	Lusted and Johnson	Procurement of petrol for himeville centre	3/6/2021	Not yet received	None	R1 991,80	
6723	Tunimart travel agency	Accommodation for Mr NC Vezl attending media hosting for tourism awareness in Underberg	15/06/2021	23/06/2021	R3 812,51	None	Submitted to expenditure
6656	Tunimart travel agency	Accommodation for Mr N. M. M. Diamini attending the stimulation training meeting regarding sanipass borders	8/6/2021	15/06/2021	R4 792,51	None	Submitted to expenditure
6709	Tunimart travel agency	Accommodation for Miss N.P. Mincwabe and Miss N Duma attending the igagasi FM interview in Durban	10/6/2021	15/06/2021	R2 070,01	None	Submitted to expenditure
6710	Tunimart travel agency	Accommodation for Mr S Mincwabe and Mr M Madlala escorting the mayor to attend igagasi FM interview in Durban	10/6/2021	15/06/2021	R2 270,01	None	Submitted to expenditure
6599	Tunimart travel agency	Lunch for a work and play programme in Kokstad	9/6/2021	15/06/2021	R2 511,66	None	Submitted to expenditure
6593	Tunimart travel agency	Accommodation for Mr NC Vezl and his bodyguards attending a court case in Durban on the 07/06/2021	4/6/2021	15/06/2021	R4 282,51	None	Submitted to expenditure
6597	Tunimart travel agency	Accommodation for Mr N.C. Vezl and his bodyguards attending court case in Durban on the 09/06/2021	8/6/2021	15/06/2021	R4 282,51	None	Submitted to expenditure
6598	Tunimart travel agency	Accommodation for Miss L Zulu attending sami borders meeting at sanipass hotel	8/6/2021	21/06/2021	R3 195,01	None	Submitted to expenditure

6594	Tunimart travel agency	Accommodation for Mr I.T Khumalo attending a court case in Durban	7/6/2021	15/06/2021	R3 505,01	None	Submitted to expenditure
6718	Tunimart travel agency	Lunch for 22 people attending horse riding in Bulwer	17/06/2021	25/06/2021	R3 287,57	None	Submitted to expenditure
6600	Tunimart travel agency	Lunch for committee members attendin bid evaluation meeting in bulwer	10/6/2021	18/06/2021	R1 195,48	None	
6708	Tunimart travel agency	Accommodation extension for Miss L Zulu attending sani borders training at sanipass hotel	10/6/2021	21/06/2021	R1 597,51	None	Submitted to expenditure
6706	Tunimart travel agency	Accommodation for Mr S Mkhize escorting the MM to attend a cross border meeting at sani pass	10/6/2021	23/06/2021	R1 597,51	None	Submitted to expenditure
6596	Tunimart travel agency	Accommodation for Mr K.M.B Mzimela attending a court case in Durban	8/6/2021	Not yet received	None	R1 752,51	
6702	Tunimart travel agency	Accommodation for Mr N.C. Veki attending a cross border meeting at Sani pass	10/6/2021	24/06/2021	R1 597,51	None	Submitted to expenditure
6701	Tunimart travel agency	Accommodation for Ms S.S Mbatha attending a cross border meeting at Sani pass	10/6/2021	Not yet received	None	R1 597,51	
6591	Tunimart travel agency	Accommodation for miss SS Mbatha attending the sani pass borders meeting	4/6/2021	Not yet received	None	R6 390,02	

Date : 30/06/2021

Prepared by : 

Miss K Mbhele

REPORT ON OUTSTANDING INVOICES AND ORDERS  
ONCE OFF SERVICES

ORDER NO.	COMPANY NAME	DESCRIPTION	AMOUNT	ORDER ISSUED DATE	EXPECTED DELIVERY DATE	DEADLINE MET(YES/NO)	INVOICE DATE	INVOICED AMOUNT	OUTSTANDING INVOICE AMOUNT	STATUS OF INVOICE
6634	Afunyenwe construction	Procurement of supporting material for fashion designers garments	R22 000,00	23/06/2021	28/06/2021	No	28/06/2021	R22 000,00	None	Submitted to expenditure
6407	Alcabit 106 institute for quality	Skills development facility training for 2 officials	R26 400,00	9/6/2021	21/06/2021	Yes	Not yet received	None	R26 400,00	Submitted to expenditure
6446	Amvison computers	Procurement of new laptop for Mr S Mshengu	R26 997,00	10/6/2021	21/06/2021	No	Not yet received	None	R26 997,00	Submitted to expenditure
6625	Abenkanyezi construction	Hire of two pole tent for the wellness day	R2000,00	2/6/2021	15/06/2021	Yes	18/06/2021	R2000,00	None	Submitted to expenditure
6445	Anvison computers	Procurement of one touch portable drive for Communications office and PMS office	R3 494,00	21/06/2021	28/06/2021	No	Not yet received	None	R3 494,00	Submitted to expenditure
6640	Beyiphulula trading enterprise	Procurement of pepper spray with pouch	R9 300,00	23/06/2021	28/06/2021	Yes	29/06/2021	R9 300,00	R9 300,00	Submitted to expenditure
6631	Bidvest waltons	Procurement of new laptop for management representative , himesville DLTC	R21 918,22	11/6/2021	25/06/2021	No	Not yet received	None	R21 918,22	Submitted to expenditure
6440	Belebele trading and services	Cleaning of pipeline at creighton offices	R29 440,00	7/6/2021	21/06/2021	No	Not yet received	None	R29 440,00	Submitted to expenditure
6448	Dising trading and projects	Hire of two pole tent for the wellness day	R27 600,00	24/06/2021	28/06/2021	Yes	29/06/2021	R27 600,00	None	Submitted to expenditure
6728	DR F Parak	Full medical examinations and reports for 69 staff members	R15 870,00	24/06/2021	29/06/2021	Yes	29/06/2021	R15 870,00	None	Submitted to expenditure
6439	Emergency africa services	Procurement of life chargers for battery operated jaws of life	R25 750,00	7/6/2021	21/06/2021	No	Not yet received	None	R25 760,00	Submitted to expenditure
6444	Eyesibusiso trading	supply and delivery of branded back packs for promotional material	R29 000,00	8/6/2021	21/06/2021	Yes	21/06/2021	R29 000,00	None	Submitted to expenditure
6635	Early works	Procurement of prepaid post envelopes for debtors unit	R20 556,25	23/06/2021	28/06/2021	No	Not yet received	None	R20 556,25	Submitted to expenditure
6437	Imball enhle investment	Procurement of new laptop and microsoft office for Miss P Mbele (PA to the CFO)	R26 098,00	7/6/2021	21/06/2021	No	Not yet received	None	R26 098,00	Submitted to expenditure
6767	Intwenhle bead work	Training for 15 crafters at centocow and bulwer art centre	R9 800,00	29/06/2021	30/06/2021	Yes	Not yet received	None	R9 800,00	Submitted to expenditure
6642	Inkctha agencies	Procurement of reflector vests for OHS committee	R4 300,00	23/06/2021	28/06/2021	No	Not yet received	None	R4 300,00	Submitted to expenditure
6434	Inkctha agencies	Procurement of protective clothing for corporate support services	R24 200,00	1/6/2021	17/06/2021	No	Not yet received	None	R24 200,00	Submitted to expenditure
6658	!201285591	Catering for 17 councillors attending public participation training	R5 187,00	14/06/2021	14/06/2021	Yes	Not yet received	None	R5 187,00	Submitted to expenditure
6626	!yulicy (pty)ltd	Procurement of 2 extension cords and 10 way switched twin plug.	R1 817,00	7/6/2021	18/06/2021	Yes	28/06/2021	R1 817,00	None	Submitted to expenditure
6652	!zuchuvha projects	Procurement of new laptop for Mr T Majola	R24 000,00	23/06/2021	29/06/2021	No	Not yet received	None	R24 000,00	Submitted to expenditure
6628	!yoyisi group	Replace faulty cable at underberg taxi rank	R20 000,00	9/6/2021	21/06/2021	Yes	21/06/2021	R20 000,00	None	Submitted to expenditure
6636	Moysi group	Procurement of o-rings compressor and breathing apparatus	R4 396,00	22/06/2021	28/06/2021	Yes	28/06/2021	R4 396,00	None	Submitted to expenditure
6627	Mzungezwa sc trading	Catering for employees attending wellness day	R8 500,00	8/6/2021	15/06/2021	Yes	21/06/2021	R8 500,00	None	Submitted to expenditure
6712	Matthew francis incorporated	attorneys to facilitate soliciting of a court order to auction livestock at the animal pound	R12 000,00	11/6/2021	21/06/2021	No	Not yet received	None	R12 000,00	Submitted to expenditure
6436	Mtozini holdings	Procurement of water pump for gardening in creighton main office	R29 411,02	R29 411,02	1/6/2021	Yes	29/06/2021	R29 411,02	None	Submitted to expenditure
6726	Ntshengula trading	Paragliding experience for 22 guests	R24 200,00	17/06/2021	23/06/2021	Yes	23/06/2021	R24 200,00	None	Submitted to expenditure
6641	Ngwadleni construction	Catering for 35 officials who will be attending artificial insemination training on the 24/06/2021	R4 025,00	23/06/2021	24/06/2021	Yes	28/06/2021	R4 025,00	None	Submitted to expenditure
6438	Ramau office furniture	Procurement of office furniture for traffic department	R25 631,20	21/06/2021	21/06/2021	No	Not yet received	None	R25 631,20	Submitted to expenditure
6432	Sinkululeko projects	Procurement of protective clothing for development and town planning department	R27 900,00	1/6/2021	15/06/2021	Yes	28/06/2021	R27 900,00	None	Submitted to expenditure
6630	SBS Electrical (pty)ltd	Repair of geysers	R6 325,00	11/6/2021	18/06/2021	Yes	23/06/2021	R6 325,00	None	Submitted to expenditure
6637	Speedy lock smith	safe combination keys	R6 557,30	22/06/2021	25/06/2021	Yes	25/06/2021	R6 557,30	None	Submitted to expenditure
6766	Siqondile trading enterprise	Training for the 15 crafters at Himeville hall	R9 000,00	20/06/2021	30/06/2021	Yes	Not yet received	None	R9 000,00	Submitted to expenditure
6442	Siqondile trading enterprise	Catering for people who will be attending child protection and children day	R16 000,00	8/6/2021	24/06/2021	Yes	24/06/2021	R16 000,00	None	Submitted to expenditure
6629	Samels property development	Supply and installation of new window glasses at Bulwer CSC	R7 500,00	10/6/2021	15/06/2021	No	Not yet received	None	R7 500,00	Submitted to expenditure
6620	The element family	Procurement of portable PA system with 3 microphones	R9 500,00	1/6/2021	15/06/2021	No	Not yet received	None	R9 500,00	Submitted to expenditure

6447	The and the trading and projects	Procurement of support material for agricultural coop in ward 11	R29 963,25	23/06/2021	28/06/2021	No	Not yet received	None	R29 963,25
6633	Uhamz investments	Procurement of 500 cardboard cases and 300 corporate folders	R28 850,00	24/06/2021	30/06/2021	No	Not yet received	None	R28 850,00
6638	Underberg forest and garden	Procurement of awivel kit for bakkie sakkie	R887,80	22/06/2021	28/06/2021	Yes	28/06/2021	R887,80	None
6639	Zungawothi trading and projects	Procurement of pre-paid electricity	R1 800,00	23/06/2021	23/06/2021	Yes	28/06/2021	R1 800,00	None
6443	Zungawothi trading and projects	Catering for 25 people attending advisory and community safety forum meeting	R1 500,00	8/6/2021	10/6/2021	Yes	18/06/2021	R1 500,00	None

Date : 30/06/2021

Prepared by : Miss K Mbhele

Signature





## **REPORT TO COUNCIL ON SECTION 52, UNIFORM FINANCIAL RATIOS AND NORMS AND SCM QUARTERLY REPORT**

(File Ref): Financial Services Department, AUTHOR: CFO

1<sup>st</sup> Level: MANCO

2<sup>nd</sup> Level: Finance Portfolio Committee

3<sup>rd</sup> Level: EXCO

4<sup>th</sup> Level: COUNCIL

### **1. PURPOSE**

To present Section 52(d) Fourth Report, 2019/2020 Uniform Financial Ratios and Norms and SCM Quarterly Report for consideration and adoption by the Council.

### **2. LEGAL REQUIREMENTS**

- Municipal Finance Management Act, No. 56 of 2003
- Municipal Systems Act, No. 32 of 2000
- The Constitution of the Republic of South Africa

### **3. BACKGROUND AND REASONS**

#### **Section 52(d) of the Municipal Finance Management Act (MFMA and SCM Quarterly Report**

Section 52(d) states that “the Accounting Officer must, within 30 days of the end of each quarter, submit a report to Council on the implementation of the budget and the financial state of the municipality;”

#### **SCM Municipal Policy – Oversight Role of Council**

Municipality’s SCM policy also states that “the Accounting Officer must, within ten (10) working days of the end of each quarter, submit a report on the implementation of the Supply Chain Management Policy to the Mayor”

#### **Section 216 of the Constitution**

Section 216 (c) states that National legislation must establish a national treasury and prescribe measures to ensure both transparency and expenditure control in each sphere of government, by introducing-

(c) uniform treasury norms and standards.

Section 2 of the Municipal Finance Management Act (MFMA)

Section 2 states that the object of this Act is to secure sound and sustainable management of the fiscal and financial affairs of municipalities and municipal entities by establishing norms and standards and other requirements for-

- Ensuring transparency, accountability and appropriate lines of responsibility in the fiscal and financial affairs of municipalities and municipal entities;
- The management of their revenues, expenditures, assets and liabilities and the handling of their financial dealings;
- Budgetary and financial planning processes and the co-ordination of those processes with the processes of organs of state in other spheres of government;
- Borrowing;
- The handling of financial problems in municipalities;
- Supply chain management; and (g) other financial matters.

**4. Annexures**

- a. Uniform Financial Ratios and Norms

**6. RECOMMENDATION**

It is therefore recommended that the Council:

- 1) Note and adopt Section 52(d), SCM Quarterly Report and Uniform Financial Ratios and Norms for 2019/2020 Financial Year



Annexure 2  
Interpretation of results

- Green: The given value indicates that the ratio is within the range of acceptable
- Red: The given value indicates that the ratio is outside the range of acceptable and results attention should be paid to plan a budget for next year
- Blue: The ratio is not required to be calculated or is calculated but not used
- Yellow: The ratio is not required to be calculated or is calculated but not used

Template for Calculation of Uniform Financial Ratios and Norms 2018/19 Restated

RATIO	FORMULA	DATA SOURCE	NORM/RANGE	INPUT DESCRIPTION	DATA INPUTS AND RESULTS	INTERPRETATION	MUNICIPAL COMMENTS (if)
<b>1 FINANCIAL POSITION</b>							
<b>A. Asset Management/Utilisation</b>							
1	Capital Expenditure to Total Expenditure	Total Capital Expenditure / Total Expenditure (Total Operating expenditure + Capital expenditure) x 100	Statement of Financial Position, Statement of Financial Performance, Notes to the AFS, Budget, In-Year reports, IDP and AR	10% - 20%	Total Operating Expenditure Taxation Expense Total Capital Expenditure	153 300 741 Restated 62 315 268	
2	Impairment of Property, Plant and Equipment, Investment Property and Intangible Assets (Carrying Value)	Property, Plant and Equipment + Investment Property + Intangible Assets Impairment / Total Property, Plant and Equipment + Investment Property + Intangible Assets x 100	Statement of Financial Position, Notes to the AFS and AR	0%	PPE, Investment Property and Intangible Impairment PPE at carrying value Investment at carrying value Intangible Assets at carrying value	46,784 Restated 382,223,160 20,300,000 61,671	
3	Repairs and Maintenance as a % of Property, Plant and Equipment and Investment Property (Carrying Value)	Total Repairs and Maintenance Expenditure / Property, Plant and Equipment and Investment Property (Carrying value) x 100	Statement of Financial Position, Statement of Financial Performance, IDP, Budgets and In-Year Reports	8%	Total Repairs and Maintenance Expenditure PPE at carrying value Investment Property at Carrying value	7,432,295 Restated 382,223,159 20,300,000	
<b>B. Debtors Management</b>							
1	Collection Rate	(Gross Debtors Closing Balance + Billed Revenue - Gross Debtors Opening Balance - Bad Debts Written Off) / Billed Revenue x 100	Statement of Financial Position, Statement of Financial Performance, Notes to the AFS, Budget, In-Year Reports, IDP and AR	65%	Gross Debtors closing balance Gross Debtors opening balance Bad debts written Off Billed Revenue	82% Restated 54,569,951 51,797,241 377,476 41,641,321	
2	Bad Debts Written-off as % of Provision for Bad Debt	Bad Debts Written-off / Provision for Bad debts x 100	Statement of Financial Position, Statement of Financial Performance, Notes to the AFS, Budget and AR	100%	Consumer Debtors Bad debts written off Consumer Debtors Current bad debt Provision	2% Restated 377,476 5,374,398	
3	Net Debtors Days	(Gross Debtors - Bad debt Provision) Actual Billed Revenue) x 365	Statement of Financial Position, Statement of Financial Performance, Notes to the AFS, Budget and AR	30 days	Gross debtors Bad debt Provision Billed Revenue	278 days Restated 54,569,951 28,731,170 41,641,321	
<b>C. Liquidity Management</b>							
1	Cash / Cost Coverage Ratio (Excl. Unspent Conditional Grants)	(Cash and Cash Equivalents - Unspent Conditional Grants - Overdraft) + Short Term Investments / Monthly Fixed Operational Expenditure excluding (Depreciation, Amortisation, Provision for Bad Debts, Impairment and Loss on Disposal of Assets)	Statement of Financial Position, Statement of Financial Performance, Notes to the AFS, Budget, in year Reports and AR	1 - 3 Months	Cash and cash equivalents Unspent Conditional Grants Overdraft Short Term Investments Total Annual Operational Expenditure	10,501,788 Restated 4,543,339 111,153,318 422,107,827	
2	Current Ratio	Current Assets / Current Liabilities	Statement of Financial Position, Budget, IDP and AR	1.5 - 2:1	Current Assets Current Liabilities	140,022,112 Restated 117,521,277	
<b>D. Liability Management</b>							
1	Capital Cost (Interest Paid and Redemption) as a % of Total Operating Expenditure	Capital Cost (Interest Paid and Redemption) / Total Operating Expenditure x 100	Statement of Financial Position, Statement of Cash Flows, Statement of Financial Performance, Budget, IDP, In-Year Reports and AR	8% - 8%	Interest Paid Redemption Total Operating Expenditure Taxation Expense	109,904 Restated 707,712 154,300,741 Restated	
2	Debt (Total Borrowings) / Revenue	(Overdraft + Current Finance Lease Obligation + Non current Finance Lease Obligation + Short Term Borrowings + Long term borrowing) / (Total Operating Revenue - Operational Conditional Grants) x 100	Statement of Financial Position, Statement of Financial Performance, Budget, IDP and AR	45%	Total Debt Total Operating Revenue Operational Conditional Grants	Restated 5,218,184 177,877,824 15,264,707	
<b>E. Sustainability</b>							
1	Level of Cash Backed Reserves (Net Assets - Accumulated Surplus)	(Cash and Cash Equivalents - Bank overdraft + Short Term Investment + Long Term Investment - Unspent grants) / (Net Assets - Accumulated Surplus - Non Controlling Interest Share Premium - Share Capital - Fair Value Adjustment - Revaluation Reserve) x 100	Statement Financial Position, Budget and AR	100%	Cash and cash Equivalents Bank Overdraft Short Term Investment Long Term Investment Unspent Grants Net Assets Share Premium Share Capital Revaluation Reserve Fair Value Adjustment Reserve Accumulated Surplus	10,501,788 Restated 117,183,018 4,543,339 465,510,835 465,510,835 Restated 460,343,992	

II. FINANCIAL PERFORMANCE						
A. Efficiency						
1	Net Operating Surplus Margin (Total Operating Revenue - Total Operating Expenditure)/Total Operating Revenue	Statement of Financial Performance, Budget, In-Year reports, AR, Statement of Comparison of Budget and Actual Amounts and Statement of Changes in Net Asset	= or > 0%	Total Operating Revenue	177,877,826	Revised
				Depreciation - Revalued Portion (Only includes Depreciation line item in the Statement of Financial Performance is based on the revalued asset value)		
				Total Operating Expenditure	154,300,741	
				Taxation Expense		
2	Net Surplus /Deficit Electricity Total Electricity Revenue less Total Electricity Expenditure/Total Electricity Revenue x 100	Statement of Financial Performance, Notes to AFS, Budget, IDP, In-Year reports and AR	0% - 15%	Total Electricity Revenue	#DIV/0!	Revised
				Total Electricity Expenditure		
3	Net Surplus /Deficit Water Total Water Revenue less Total Water Expenditure/Total Water Revenue x 100	Statement of Financial Performance, Budget, IDP, In-Year reports and AR	= or > 0%	Total Water Revenue	#DIV/0!	Revised
				Total Water Expenditure		
4	Net Surplus /Deficit Refuse Total Refuse Revenue less Total Refuse Expenditure/Total Refuse Revenue x 100	Statement of Financial Performance, Budget, IDP, In-Year reports and AR	= or > 0%	Total Refuse Revenue	3,305,343	Revised
				Total Refuse Expenditure	3,631,811	
6	Net Surplus /Deficit Sanitation and Waste Water Total Sanitation and Waste Water Revenue less Total Sanitation and Waste Water Expenditure/Total Sanitation and Waste Water Revenue x 100	Statement of Financial Performance, Notes to AFS, Budget, IDP, In-Year reports and AR	= or > 0%	Total Sanitation and Waste Water Revenue	#DIV/0!	Revised
				Total Sanitation and Waste Water Expenditure		
B. Distribution Losses						
1	Electricity Distribution Losses (Percentage) (Number of Electricity Units Purchased and/or Generated - Number of units sold) / Number of Electricity Units Purchased and/or generated) x 100	Annual Report, Audit Report and Notes to Annual Financial Statements	7% - 10%	Number of units purchased and/or generated	#DIV/0!	Revised
				Number of units sold		
2	Water Distribution Losses (Percentage) (Number of Kilolitres Water Purchased or Purified - Number of Kilolitres Water Sold) / Number of Kilolitres Water Purchased or Purified x 100	Annual Report, Audit Report and Notes to Annual Financial Statements	15% - 30%	Number of kilolitres purchased and/or purified	#DIV/0!	Revised
				Number of kilolitres sold		
C. Revenue Management						
1	Growth in Number of Active Consumer Accounts (Period under review's number of Active Debtor Accounts - previous period's number of Active Debtor Accounts) / previous number of Active Debtor Accounts x 100	Debtors System	None	Number of Active Debtors Accounts (Previous)	4,241	Revised
				Number of Active Debtors Accounts (Current)	4,329	
					2%	
2	Revenue Growth (%) (Period under review's Total Revenue - previous period's Total Revenue) / previous period's Total Revenue x 100	Statement of Financial Performance, Budget, IDP, In-Year reports and AR	= CPI	Total Revenue (Previous)	230,841,389	Revised
				Total Revenue (Current)	214,543,824	
					5%	
3	Revenue Growth (%) - Excluding capital grants (Period under review's Total Revenue Excluding capital grants - previous period's Total Revenue excluding capital grants) / previous period's Total Revenue excluding capital grants x 100	Statement of Financial Performance, Notes to AFS, Budget, IDP, In-Year reports and AR	= CPI	Total Revenue Excl.Capital (Previous)	162,207,016	Revised
				Total Revenue Excl.Capital (Current)	177,877,824	
					5%	
D. Expenditure Management						
1	Creditors Payment Period (Trade Creditors) Trade Creditors Outstanding / Credit Purchases (Operating and Capital) x 365	Statement of Financial Performance, Notes to AFS, Budget, In-Year reports and AR	30 days	Trade Creditors	37,001,500	Revised
				Contracted Services	7,432,350	
				Repairs and Maintenance	46,309,734	
				General expenses		
				Bulk Purchases		
				Capital Credit Purchases (Capital Credit Purchases refers to additions of Investment Property and Property Plant and Equipment)	52,313,385	
2	Irregular, Fruitless and Wasteful and Unauthorised Expenditure / Total Operating Expenditure (Irregular, Fruitless and Wasteful and Unauthorised Expenditure) / Total Operating Expenditure x100	Statement of Financial Performance, Notes to Annual Financial Statements and AR	0%	Irregular, Fruitless and Wasteful and Unauthorised Expenditure	20,474,063	Revised
				Total Operating Expenditure	154,300,741	
				Taxation Expense		
3	Remuneration as % of Total Operating Expenditure Remuneration (Employee Related Costs and Councilors' Remuneration) / Total Operating Expenditure x100	Statement of Financial Performance, Budget, IDP, In-Year reports and AR	25% - 40%	Employee/personnel related cost	82,890,634	Revised
				Councilors Remuneration	11,205,471	
				Total Operating Expenditure	154,300,741	
				Taxation Expense		
4	Contracted Services % of Total Operating Expenditure Contracted Services / Total Operating Expenditure x100	Statement of Financial Performance, Budget, IDP, In-Year reports and AR	2% - 5%	Contracted Services	154,300,741	Revised
				Total Operating Expenditure		
				Taxation Expense		

E. Grant Dependency							
1	Own funded Capital Expenditure (Internally generated funds + Borrowings) to Total Capital Expenditure	Own funded Capital Expenditure (Internally generated funds + Borrowings) / Total Capital Expenditure x 100	Statement of Financial Position, Budget, AFS Appendices, Notes to the Annual Financial Statements (Statement of Comparative and Actual Information), Budget, IDP, In-Year reports and AR	None		49%	Revised
					Internally generated funds	25,647,365	
					Borrowings		
					Total Capital Expenditure	52,313,365	

2	Own funded Capital Expenditure (Internally Generated Funds) to Total Capital Expenditure	Own funded Capital Expenditure (Internally Generated Funds) / Total Capital Expenditure x 100	Statement of Financial Position, Budget, AFS Appendices, Notes to the Annual Financial Statements (Statement of Comparative and Actual Information), Budget, IDP, In-Year reports and AR	None		49%	Revised
					Internally generated funds	25,647,365	
					Total Capital Expenditure	52,313,365	

3	Own Source Revenue to Total Operating Revenue (including Agency Revenue)	Own Source Revenue (Total revenue - Government grants and Subsidies - Public Contributions and Donations) / Total Operating Revenue (including agency services) x 100	Statement Financial Performance, Budget, IDP, In-Year reports and AR	None		28%	Revised
					Total Revenue	304,343,674	
					Government grant and subsidies	153,622,807	
					Public contributions and Donations	332,890	
Capital Grants	36,696,007						

**3. BUDGET IMPLEMENTATION**

1	Capital Expenditure Budget Implementation Indicator	Actual capital Expenditure / Budget Capital Expenditure x 100	Statement of Financial Position, Budget, AFS Appendices, In-Year reports and AR	95% - 100%		100%	Revised
					Actual Capital Expenditure	52,313,365	
					Budget Capital Expenditure	52,313,365	

2	Operating Expenditure Budget Implementation Indicator	Actual Operating Expenditure / Budgeted Operating Expenditure x 100	Statement of Financial Position, Budget, AFS Appendices, IDP, In-Year reports and AR	95% - 100%		100%	Revised
					Actual Operating Expenditure	154,300,741	
					Budget Operating Expenditure	154,300,741	

3	Operating Revenue Budget Implementation Indicator	Actual Operating Revenue / Budget Operating Revenue x 100	Statement of Financial Position, Budget, AFS Appendices, IDP, In-Year reports and AR	95% - 100%		100%	Revised
					Actual Operating Revenue	177,877,834	
					Budget Operating Revenue	177,877,834	

4	Service Charges and Property Rates Revenue Budget Implementation Indicator	Actual Service Charges and Property Rates Revenue / Budget Service Charges and Property Rates Revenue x 100	Statement of Financial Position, Budget, AFS Appendices, IDP, In-Year reports and AR	95% - 100%		85%	Revised
					Actual Service Charges and Property Rates Revenue	34,547,830	
					Budget Service Charges and Property Rates Revenue	40,547,830	



Input information for several cells is zero and a result is possible

Input information for several cells is zero and a result is possible and a result is possible and a result is possible

Input information for several cells is zero and a result is possible

Input information for several cells is zero and a result is possible and a result is possible

Template for Calculation of Uniform Financial Ratios and Norms 2019/20 Audited

Ratio	Formula	Data Source	Norm Range	Input Description	Data Inputs and Results	Interpretation	Municipal Comments (R)
<b>R 000 *</b>							
<b>1. FINANCIAL POSITION</b>							
<b>A. Asset Management/Utilisation</b>							
1	Capital Expenditure to Total Expenditure	Total Capital Expenditure / Total Operating expenditure + Capital expenditure) x 100	Statement of Financial Position, Statement of Financial Performance, Notes to the AFS, Budget, In-Year reports, IDP and AR	10% - 20%	Total Operating Expenditure Taxation Expense Total Capital Expenditure	189 946 161 77 644 815	Audited
2	Impairment of Property, Plant and Equipment, Investment Property and Intangible assets (Carrying Value)	Property, Plant and Equipment + Investment Property + Intangible Assets Impairment / (Total Property, Plant and Equipment + Investment Property + Intangible Assets) x 100	Statement of Financial Position, Notes to the AFS and AR	0%	PPE, Investment Property and Intangible Impairment PPE at carrying value Investment at carrying value Intangible Assets at carrying value	188,356 439,878,152 20,411,000 42,601	Audited
3	Repairs and Maintenance as a % of Property, Plant and Equipment and Investment Property (Carrying Value)	Total Repairs and Maintenance Expenditure / (Property, Plant and Equipment and Investment Property (Carrying value) x 100	Statement of Financial Position, Statement of Financial Performance, IDP, Budgets and In-Year Reports	8%	Total Repairs and Maintenance Expenditure PPE at carrying value Investment Property at Carrying value	4 510 048 409 878 152 20 411 000	Audited
<b>B. Debtors Management</b>							
1	Collection Rate	(Gross Debtors Closing Balance + Billed Revenue - Gross Debtors Operating Balance - Bad Debts Written Off) / Billed Revenue x 100	Statement of Financial Position, Statement of Financial Performance, Notes to the AFS, Budget, In-Year Reports, IDP and AR	85%	Gross Debtors closing balance Gross Debtors opening balance Bad debts written Off Billed Revenue	70 762 413 84 506 851 910 054 43 218 970	Audited
2	Bad Debts Written-off as % of Provision for Bad Debt	Bad Debts Written-off / Provision for Bad debts x 100	Statement of Financial Position, Statement of Financial Performance, Notes to the AFS, Budget and AR	100%	Consumer Debtors Bad debts written off Consumer Debtors Current bad debt Provision	018,060 8,775,807	Audited
3	Net Debtors Days	((Gross Debtors - Bad debt Provision) Actual Billed Revenue) x 365	Statement of Financial Position, Statement of Financial Performance, Notes to the AFS, Budget and AR	30 days	Gross debtors Bad debts Provision Billed Revenue	70 752 113 36 413 969 43 218 970	Audited
<b>C. Liquidity Management</b>							
1	Cash / Cost Coverage Ratio (Excl. Unspent Conditional Grants)	(Cash and Cash Equivalents - Unspent Conditional Grants + Overdraft + Short Term Investment) / Monthly Fixed Operational Expenditure excluding (Depreciation, Amortisation, Provision for Bad Debts, Impairment and Loss on Disposal of Assets)	Statement of Financial Position, Statement of Financial Performance, Notes to the AFS, Budget, in year Reports and AR	1 - 3 Months	Cash and cash equivalents Unspent Conditional Grants Overdraft Short Term Investments Total Annual Operational Expenditure	4 849 823 8 704 450 119 353 290 132 831 803	Audited
2	Current Ratio	Current Assets / Current Liabilities	Statement of Financial Position, Budget, IDP and AR	1.5 - 2:1	Current Assets Current Liabilities	158 197 661 95 117 511	Audited
<b>D. Liability Management</b>							
1	Capital Cost/Interest Paid and Redemption as a % of Total Operating Expenditure	Capital Cost/(Interest Paid and Redemption) / Total Operating Expenditure x 100	Statement of Financial Position, Statement of Cash Flows, Statement of Financial Performance, Budget, IDP, In-Year Reports and AR	6% - 8%	Interest Paid Redemption Total Operating Expenditure Taxation Expense	177 290 847 261 989 646 165	Audited
2	Debt (Total Borrowings) / Revenue	(Overdraft + Current Finance Lease Obligation + Non-current Finance Lease Obligation + Short Term Borrowings + Long term borrowing) / (Total Operating Revenue - Operational Conditional Grants) x 100	Statement of Financial Position, Statement of Financial Performance, Budget, IDP and AR	45%	Total Debt Total Operating Revenue Operational Conditional Grants	540 448 104 571 383 1 087 807	Audited
<b>E. Sustainability</b>							
1	Level of Cash Backed Reserves (Net Assets - Accumulated Surplus)	(Cash and Cash Equivalents - Bank overdraft + Short Term Investment + Long Term Investment - Unspent grants) / (Net Assets - Accumulated Surplus - Non Controlling Interest Share Premium - Share Capital - Fair Value Adjustment - Revaluation Reserve) x 100	Statement Financial Position, Budget and AR	100%	Cash and cash Equivalents Bank Overdraft Short Term Investment Long Term Investment Unspent Grants Net Assets Share Premium Share Capital Revaluation Reserve Fair Value Adjustment Reserve Accumulated Surplus	4 849 823 119 353 290 8 704 450 821 848 583	Audited

FINANCIAL PERFORMANCE						
A. Efficiency						
1	Not Operating Surplus Margin (Total Operating Revenue - Total Operating Expenditure) / Total Operating Revenue	Statement of Financial Performance, Budget, In-Year reports, AR, Statement of Comparison of Budget and Actual Amounts and Statement of Changes in Net Asset	= or > 0%	Total Operating Revenue 104,571,363 Depreciation - Revealed Portion (Only populate if depreciation line item in the Statement of Financial Performance is based on the revealed asset value) Total Operating Expenditure 169,646,186 Taxation Expense	Audited	
2	Net Surplus /Deficit Electricity Total Electricity Revenue less Total Electricity Expenditure / Total Electricity Revenue x 100	Statement of Financial Performance, Notes to AFS, Budget, IDP, In-Year reports and AR	0% - 15%	Total Electricity Revenue Total Electricity Expenditure	#DNDI Audited	
3	Net Surplus /Deficit Water Total Water Revenue less Total Water Expenditure / Total Water Revenue x 100	Statement of Financial Performance, Budget, IDP, In-Year reports and AR	= or > 0%	Total Water Revenue Total Water Expenditure	#DNDI Audited	
4	Net Surplus /Deficit Refuse Total Refuse Revenue less Total Refuse Expenditure / Total Refuse Revenue x 100	Statement of Financial Performance, Budget, IDP, In-Year reports and AR	= or > 0%	Total Refuse Revenue 3,423,843 Total Refuse Expenditure 4,418,995	Audited	
6	Net Surplus /Deficit Sanitation and Waste Water Total Sanitation and Waste Water Revenue less Total Sanitation and Waste Water Expenditure / Total Sanitation and Waste Water Revenue x 100	Statement of Financial Performance, Notes to AFS, Budget, IDP, In-Year reports and AR	= or > 0%	Total Sanitation and Waste Water Revenue Total Sanitation and Waste Water Expenditure	#DNDI Audited	
B. Distribution Losses						
1	Electricity Distribution Losses (Percentage) (Number of Electricity Units Purchased and/or Generated - Number of units sold) / Number of Electricity Units Purchased and/or generated x 100	Annual Report, Audit Report and Notes to Annual Financial Statements	7% - 10%	Number of units purchased and/or generated Number of units sold	#DNDI Audited	
2	Water Distribution Losses (Percentage) (Number of Kilolitres Water Purchased or Purified - Number of Kilolitres Water Sold) / Number of Kilolitres Water Purchased or Purified x 100	Annual Report, Audit Report, and Notes to Annual Financial Statements	15% - 30%	Number of kilolitres purchased and/or purified Number of kilolitres sold	#DNDI Audited	
C. Revenue Management						
1	Growth In Number of Active Consumer Accounts (Period under review's number of Active Debtor Accounts - previous period's number of Active Debtor Accounts) / previous number of Active Debtor Accounts x 100	Debtors System	None	Number of Active Debtors Accounts (Previous) 4,328 Number of Active Debtors Accounts (Current) 4,811	11% Audited	
2	Revenue Growth (%) (Period under review's Total Revenue - previous period's Total Revenue) / previous period's Total Revenue x 100	Statement of Financial Performance, Budget, IDP, In-Year reports and AR	= CPI	CPI 4% Total Revenue (Previous) 204,549,524 Total Revenue (Current) 223,811,313	Audited	
3	Revenue Growth (%) - Excluding capital grants (Period under review's Total Revenue Excluding capital grants - previous period's Total Revenue excluding capital grants) / previous period's Total Revenue excluding capital grants x 100	Statement of Financial Performance, Notes to AFS, Budget, IDP, In-Year reports and AR	= CPI	CPI 4% Total Revenue Ed. Capital (Previous) 177,877,826 Total Revenue Ed. Capital (Current) 184,571,363	Audited	
D. Expenditure Management						
1	Creditors Payment Period (Trade Creditors) Trade Creditors Outstanding / Credit Purchases (Operating and Capital) x 365	Statement of Financial Performance, Notes to AFS, Budget, In-Year reports and AR	30 days	Trade Creditors 33,721,041 Contracted Services 4,010,043 Repairs and Maintenance 42,866,568 Bulk Purchases 77,044,813 Capital Credit Purchases (Capital Credit Purchases refers to additions of Investment Property and Property, Plant and Equipment)	Audited	
2	Irregular, Fruitless and Wasteful and Unauthorised Expenditure / Total Operating Expenditure (Irregular, Fruitless and Wasteful and Unauthorised Expenditure) / Total Operating Expenditure x 100	Statement Financial Performance, Notes to Annual Financial Statements and AR	0%	Irregular, Fruitless and Wasteful and Unauthorised Expenditure 45,667,556 Total Operating Expenditure 169,646,186 Taxation Expense	Audited	
3	Remuneration as % of Total Operating Expenditure Remuneration (Employee Related Costs and Councilors' Remuneration) / Total Operating Expenditure x 100	Statement of Financial Performance, Budget, IDP, In-Year reports and AR	25% - 40%	Employee/personal related cost 80,298,409 Councilors Remuneration 11,597,562 Total Operating Expenditure 169,646,186 Taxation Expense	Audited	
4	Contracted Services % of Total Operating Expenditure Contracted Services / Total Operating Expenditure x 100	Statement of Financial Performance, Budget, IDP, In-Year reports and AR	2% - 5%	Contracted Services Total Operating Expenditure 169,646,186 Taxation Expense	Audited	

E: Street Dependency							
1	Own funded Capital Expenditure (Internally generated funds + Borrowings) to Total Capital Expenditure	Own funded Capital Expenditure (Internally generated funds + Borrowings) / Total Capital Expenditure x 100	Statement of Financial Position, Budget, AFS Appendices, Notes to the Annual Financial Statements (Statement of Comparative and Actual Information), Budget, IDP, In-Year reports and AR	None		60%	Audited
					Internally generated funds	46,604,800	
					Borrowings		
					Total Capital Expenditure	77,644,811	

2	Own funded Capital Expenditure (Internally Generated Funds) to Total Capital Expenditure	Own funded Capital Expenditure (Internally Generated Funds) / Total Capital Expenditure x 100	Statement of Financial Position, Budget, AFS Appendices, Notes to the Annual Financial Statements (Statement of Comparative and Actual Information) Budget, IDP, In-Year reports and AR	None		60%	Audited
					Internally generated funds	46,604,800	
					Total Capital Expenditure	77,644,811	

3	Own Source Revenue to Total Operating Revenue (including Agency Revenue)	Own Source Revenue (Total revenue - Government grants and Subsidies - Public Contributions and Donations) / Total Operating Revenue (including agency services) x 100	Statement Financial Performance, Budget, IDP, In-Year reports and AR	None		29%	Audited
					Total Revenue	225,811,819	
					Government grant and subsidies	167,034,446	
					Public contributions and Donations	2,276,114	
Capital Grants	31,239,856						

**3. BUDGET IMPLEMENTATION**

1	Capital Expenditure Budget Implementation Indicator	Actual capital Expenditure / Budget Capital Expenditure x 100	Statement of Financial Position, Budget, AFS Appendices, In-Year reports and AR	95% - 100%		97%	Audited
					Actual Capital Expenditure	77,644,811	
					Budget Capital Expenditure	80,706,648	

2	Operating Expenditure Budget Implementation Indicator	Actual Operating Expenditure / Budgeted Operating Expenditure x 100	Statement of Financial Position, Budget, AFS Appendices, IDP, In-Year reports and AR	95% - 100%		90%	Audited
					Actual Operating Expenditure	169,646,108	
					Budget Operating Expenditure	186,781,381	

3	Operating Revenue Budget Implementation Indicator	Actual Operating Revenue / Budget Operating Revenue x 100	Statement of Financial Position, Budget, AFS Appendices, IDP, In-Year reports and AR	95% - 100%		101%	Audited
					Actual Operating Revenue	608,571,903	
					Budget Operating Revenue	100,537,418	

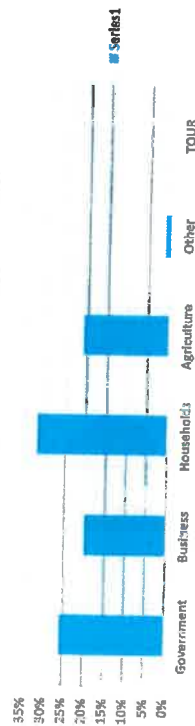
4	Service Charges and Property Rates Revenue Budget Implementation Indicator	Actual Service Charges and Property Rates Revenue / Budget Services Charges and Property Rates Revenue x 100	Statement of Financial Position, Budget, AFS Appendices, IDP, In-Year reports and AR	95% - 100%		101%	Audited
					Actual Service Charges and Property Rates Revenue	38,424,818	
					Budget Service Charges and Property Rates Revenue	38,180,164	



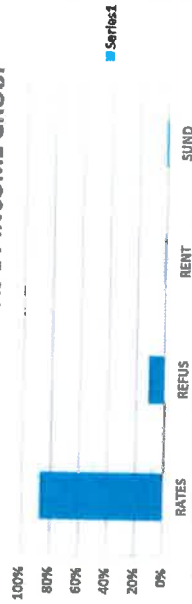
AGE ANALYSIS JUNE 2021

Debtors Age Analysis by Income Group		0-30 Days	30-60 Days	60-90 Days	90-120 Days	Older than 120 Day	Total	Debtor's In %
RATES		2,457,920.15	1,895,206.45	1,720,413.20	1,797,173.47	58,965,795.06	66,836,508.33	87%
REFUS		622,692.84	230,081.81	193,770.60	174,383.02	7,193,560.97	8,414,479.44	11%
RENT		77,416.89	70,441.37	70,441.37	70,441.37	739,518.84	1,028,259.84	1%
SUND		3,158,029.88	2,195,729.83	1,984,625.37	2,041,997.86	706,067.71	7,064,932.58	100%
Debtors Age Analysis by Customer Group:								
Government		415,088.74	382,452.91	386,552.02	383,496.77	19,125,530.32	20,703,120.76	27%
Business		260,307.15	196,204.98	132,744.21	109,211.22	8,753,664.14	7,454,031.68	10%
Households		1,704,173.69	994,026.85	916,579.17	1,089,636.19	26,777,109.02	31,481,525.02	41%
Agriculture		755,273.76	590,258.66	528,311.40	439,215.14	13,996,256.93	16,011,317.79	21%
Other		23,186.54	20,786.15	20,435.57	20,438.54	1,250,470.27	1,335,320.07	2%
<b>Total by Customer group</b>		<b>3,158,029.88</b>	<b>2,195,729.83</b>	<b>1,984,625.37</b>	<b>2,041,997.86</b>	<b>67,604,932.58</b>	<b>76,985,315.32</b>	<b>100%</b>

DEBTORS AGE ANALYSIS BY CUSTOMER GROUP



DEBTORS AGE ANALYSIS BY INCOME GROUP



Government 20,703,120.76  
 Business 7,454,031.68  
 Households 31,481,525.02  
 Agriculture 16,011,317.79  
 Other 1,335,320.07  
**TOTAL 76,985,315.32**

Prepared by

Checked by

Approved by

Date 06/07/2021

Date 06/07/2021

Date 06/07/2021

M Sikkha Mane

N Mkhize

N Wela



**CONTRACT MANAGEMENT REPORT  
(SOFT AND HARD PROJECTS)**

**JUNE- 2021**

## 1. PURPOSE

The purpose of this report is to comply with section 116 of the Municipal Finance Management Act No. 56 of 2003 (MFMA) and the requirements as promulgated in the Contract Management Framework.

## 2. STRATEGIC OBJECTIVE

To ensure good governance, financial viability and optimal institutional transformation with capacity to execute its mandate.”

## 3. BACKGROUND

In terms of section 116 of the MFMA:

(1) A contract or agreement procured through the supply chain management system of a municipality or municipal entity must-

(a) be in writing;

(b) stipulate the terms and conditions of the contract or agreement, which must include provisions providing for-

(i) the termination of the contract or agreement in the case of non- or under-

(ii) dispute resolution mechanisms to settle disputes between the parties;

(iii) a periodic review of the contract or agreement once every three years in the case of a contract or agreement for longer than three years; and

(iv) any other matters that may be prescribed. performance;

(2) The accounting officer of a municipality or municipal entity must-

(a) take all reasonable steps to ensure that a contract or agreement procured through the supply chain management policy of the municipality or municipal entity is properly enforced;

(b) monitor on a monthly basis the performance of the contractor under the contract or agreement;

## 4. RECOMMENDATIONS

(1) That, in compliance with, Section 116 of the MFMA and Contract Management Framework the report be submitted to Council Committees.

## SOFT PROJECTS CONTRACT MANAGEMENT REPORT JUNE 2021

NAME OF BIDDER EVALUATION PROPERTY INTELLIGENCE	PROJECT/SERVICE	DEPARTMENT	CONTRACT VALUE	PAYMENTS	START DATE	INITIAL END DATE	NEW END DATE	SERVICE PROVIDER PERFORMA NCE	COMMENTS
	GENERAL EVALUATION ROLL	BUDGET AND TREASURY OFFICE	R 2 825 225.65	R 2 076,846.75	01/07/2017	30/06/2021		GOOD	
AYANDA MBANGA COMMUNICATIONS	PROVISION OF ADVERTISING SERVICES	CORPORATE SERVICES	It is based on the approved rates as follows: Recruitment R686,36 Tenders R897,81 and Main body R1 009,67 This includes Sunday time, isolate, witness, East griguanland and Fever.	R 2,082,637.95	01/03/2018	28/02/2021	30/06/2021	GOOD	CONTRACT HAS BEEN EXTENDED FOR FOUR MONTHS WHICH WILL BE ENDING 30 JUNE 2021
KONICA MINOLTA AFRICA	SUPPLY AND DELIVERY OF PRINTERS AND PHOTOCOPYIG MACHINES (RENTAL)	CORPORATE SERVICES	R 1,378,141.67	R 1,378,141.67	11/06/2018	10/06/2021		POOR	THE UNSATISFACTORY PERFORMANCE OF THE PRINTING MACHINES AND NON-COMPLIANCE WITH TURN AROUND TIME OF SERVICE. THE USER DEPARTMENT HAS ENGAGED WITH THE SERVICE PROVIDER SEVERAL TIMES AND THE WORKING LETTER WAS ISSUED AT THE BEGINNING OF MARCH.
KONICA MINOLTA AFRICA	SUPPLY AND DELIVERY OF PRINTERS AND PHOTOCOPYIG MACHINES (USAGE)	CORPORATE SERVICES	BASED ON THE THE APPROVED RATE	R 600,820.89	11/06/2018	10/06/2021		POOR	THE UNSATISFACTORY PERFORMANCE OF THE PRINTING MACHINES AND NON-COMPLIANCE WITH TURN AROUND TIME OF SERVICE. THE USER DEPARTMENT HAS ENGAGED WITH THE SERVICE PROVIDER SEVERAL TIMES AND THE WORKING LETTER WAS ISSUED AT THE BEGINNING OF MARCH.
ENVIROSERVE	REFUSE REMOVAL	PUBLIC WORKS AND BASIC SERVICES	BASED ON APPROVED RATE of R26 545,90	R 1,479,240.33	01/06/2020	31/06/2023		GOOD	
INDWE RISK SERVICES	INSURANCE	OFFICE OF THE MM	BASED ON APPROVED RATE	R 210,869.56	08/08/2016	07/08/2021		FAIR	
NASHUA	TELEPHONE	CORPORATE SERVICES	R 1,017,405.00	R 1,020,193.09	1/08/2018	30/09/2021		FAIR	
POWERVISION	ICT SERVICES	CORPORATE SERVICES	R 3,481,158.06	R 3,496,357.66	08/08/2018	30/03/2021	31/07/2021	GOOD	CONTRACT IS EXTENDED FOR FOUR MONTHS EXPIRING END OF JULY SO THE MUNICIPALITY CAN FINISH UP THE PROCESS OF APPOINTING A NEW SERVICE PROVIDER
GREENDOOR LANDSCOPE	PROVISION OF HORTICULTURAL SERVICES	PUBLIC WORKS AND BASIC SERVICES	R 931,500.00	R 499,297.50	05/12/2019	08/12/2022		GOOD	
MATHUTHA TRADING	SUPPLY AND DELIVERY OF CLEANING MATERIAL	CORPORATE SERVICES	Based on the approved rate of R18 630 inclusive all cleaning material for a quantity of one each.	R 523,095.00	16/03/2020	15/03/2023		GOOD	

NAME OF BIDDER	PROJECT/SERVICE	DEPARTMENT	CONTRACT VALUE	PAYMENTS	START DATE	INITIAL END DATE	NEW END DATE	SERVICE PROVIDER PERFORMANCE	COMMENTS
SMART SECURE	PROVISION OF SECURITY SERVICES	CORPORATE SERVICES	R 27,859,811.16	R 14,093,010.35	01/02/2020	31/03/2023		POOR	EMPLOYEES OF SMART SECURE THEY SOMETIMES COMPLAIN THAT THEY DO NOT GET PAID ON TIME BY THEIR EMPLOYER OF WHICH THAT AFFECTS THE SERVICES TO THE MUNICIPALITY AS SOMETIMES OTHER SITES THEY STAY WITHOUT SECURITY GUIDES DUE TO NON-PAYMENT. A LETTER WITH THESE CONCERNS WAS SENT TO SERVICE PROVIDER IN FEBRUARY.
WELCONY INVESTMENTS	SUPPLY AND DELIVERY OF REFUSE BAGS	PUBLIC WORKS AND BASIC SERVICES	Based on the approved rate of R13.62 for different colors and sizes of bags	R 471,572.45	17/03/2020	18/03/2023		GOOD	
MC NTSHALINTSHALI	PANEL OF ATTORNEYS	BUDGET AND TREASURY OFFICE	It based on the approved rate of R1 200,00 per hour	R 552,534.73	01/10/2019	30/09/2022		GOOD	
MATHEW FRANCIS	PANEL OF ATTORNEYS	BUDGET AND TREASURY OFFICE	It based on the approved rate of R1 200,00 per hour	R 888,063.91	01/10/2019	30/09/2022		GOOD	
TURNIMART	TRAVEL AGENT	CORPORATE SERVICES	It is based on the approved rate as follows: Year one R1 233,32, Year two R1 318,94 and year three R1 411,97 and that's include accommodation, car hire, airtravel and conference facilities.	R 2,171,959.11	1/02/2020	31/1/2023		GOOD	
FAST MOVING TRADING t/a FMIT DATA	VERIFICATION OF INDIGENT LISTING	BTO	R 422,866.50	R -	18/09/2020	17/09/2023		NONE	
BPG MASS APPRAISALS	GENERAL VALUATION AND PREPARATION OF VALUATION ROLL FOR IMPLEMENTATION 1 JULY 2022	BUDGET & TREASURY OFFICE	1,802,585.000	246,697.05	29/05/2021	30/06/2027		GOOD	

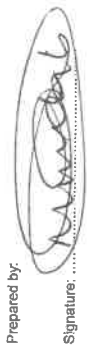
## HARD AND CAPITAL PROJECT CONTRACT MANAGEMENT REPORT JUNE 2021

NAME OF BIDDER	PROJECT/SERVICE	DEPARTMENT	CONTRACT VALUE	PAYMENTS	START DATE	INITIAL END DATE	NEW END DATE	SERVICE PROVIDER PERFORMANCE	COMMENTS
KERUSH	CONSTRUCTION OF PLANT HIRE	PWBS	It is based on the approved rate of R32 470,25 for all types of plant.	R 3,684,846.00	28/01/2020	27/01/2023		GOOD	
CONAN	CONSTRUCTION OF PLANT HIRE	PWBS	It is based on the approved rate of R32 936 for different types of plant.	R 3,630,301.60	28/01/2020	27/01/2023		GOOD	
UKWAZI HOME DEVELOPMENTS	CONSTRUCTION OF CENTOCOW TAXI RANK TOILET PHASE 2	PWBS	R 3,195,347.45	R 3,175,254.92	31/07/2020	28/02/2020	31/05/2021	POOR	The consultant and contractor for this project has been served with letter for intention to terminate the contract due to poor performance and failure to complete the project within the specified contract timelines after extension of 3 months and several engagement with them.
MAJUKI CONSTRUCTION	CONSTRUCTION OF UNDERBERG TOWN HALL PHASE 1 IN WARD 3	PWBS	R 10,168,150.79	R 622,553.91	04/12/2020	13/10/2023		FAIR	The project is in progress. The municipality has engaged with consultant surveyor's to prepare necessary documentation for the process of subdivision and rezoning to be advertised for a period of 30 days.
IKHENANI LETHU (PTY) LTD	SERVICE PROVIDER TO PROVIDE HONEY SUCKING SERVICES AND HIGH PRESSURE WATER JETTING SERVICES	PWBS	It is based on the approved rates as follows: Honey sucking service per load starts from R1 800 and high pressure jetting cleaning of lines. Sewer line rate per hour R490,00 and storm water drain rate per hour is R510,00	R 96,660.00	13/10/2020	13/10/2023		GOOD	
MKHOLWA IT SERVICES Va MKHOLWA TRANSPORT AND PLANT HIRE	SERVICE PROVIDERS TO PROVIDE HONEY SUCKING SERVICES AND HIGH PRESSURE WATER JETTING	PWBS	It is based on the approved rates as follows: Honey sucking service per load starts from R1 800 and high pressure jetting cleaning of lines. Sewer line rate per hour R490,00 and storm water drain rate per hour is R510,00	R 34,500.00	13/10/2020	13/10/2023		GOOD	
SHEMUNTU AND SONS (PTY) LTD	SERVICE PROVIDERS TO PROVIDE HONEY SUCKING SERVICES AND HIGH PRESSURE WATER JETTING	PWBS	It is based on the approved rates as follows: Honey sucking service per load starts from R1 800 and high pressure jetting cleaning of lines. Sewer line rate per hour R490,00 and storm water drain rate per hour is R510,00	R 48,000.00	13/10/2020	13/10/2023		GOOD	

NAME OF BIDDER	PROJECT/SERVICE	DEPARTMENT	CONTRACT VALUE	PAYMENTS	START DATE	INITIAL END DATE	NEW END DATE	SERVICE PROVIDER PERFORMANCE	COMMENTS
B&B TRANSPORT & PLANT HIRE	PANEL OF 5 SERVICE PROVIDERS FOR THE HIRE OF CONSTRUCTION PLANT FOR 36 MONTHS	PWBS	It is based on the approved rates of R39 186,25 for all the following plant and equipment: Grader, TLB, Excavator, Roller, Tipper truck and Water cart per day/ per Km	R 5,784,588.85	14/10/2019	13/10/2022		GOOD	
MAGUBANE PLANT & CONSTRUCTION	PANEL OF 5 SERVICE PROVIDERS FOR THE HIRE OF CONSTRUCTION PLANT FOR 36 MONTHS	PWBS	It is based on the approved rates of R64 779,50 for all the following plant and equipment: Grader, TLB, Excavator, Roller, Tipper truck and Water cart per day/ per Km	R 16,589,425.57	14/10/2019	13/10/2022		GOOD	
AQUA TRANSPORT & PLANT HIRE	PANEL OF 5 SERVICE PROVIDERS FOR THE HIRE OF CONSTRUCTION PLANT FOR 36 MONTHS	PWBS	It is based on the approved rates of R86 821,98 for all the following plant and equipment: Grader, TLB, Excavator, Roller, Tipper truck and Water cart per day/ per Km	R	14/10/2019	13/10/2022		NONE	
EKENE INVESTMENTS CC	PANEL OF 5 SERVICE PROVIDERS FOR THE HIRE OF CONSTRUCTION PLANT FOR 36 MONTHS	PWBS	It is based on the approved rates of R39 186,25 for all the following plant and equipment: Grader, TLB, Excavator, Roller, Tipper truck and Water cart per day/ per Km	R	14/10/2019	13/10/2022		NONE	
IGODA PROJECTS PTY LTD	DESIGN AND IMPLEMENT ELECTRIFICATION PROJECT	PWBS	R 3,595,250.00	R 3,264,327.12	23/10/2020	31/05/2021	31/07/2021	GOOD	The contract has been extended for a period of 2 months ending at the end of July 2021 due to additional funding from INEP.
SPLENDER ELECTRICAL JV PS NKONYENI ELECTRICAL AND	DESIGN AND IMPLEMENT ELECTRIFICATION PROJECT	PWBS	R 3,499,953.59	R 2,119,932.07	23/10/2020	31/05/2021	31/07/2021	GOOD	The contract has been extended for a period of 2 months ending at the end of July 2021 due to additional funding from INEP.
SPLENDER ELECTRICAL JV PS NKONYENI ELECTRICAL AND INSTRUMENTATION	DESIGN AND IMPLEMENT ELECTRIFICATION PROJECT	PWBS	R 2,289,953.59	R 2,117,724.04	23/10/2020	31/05/2021		GOOD	The project is practical complete
SIBANI GROUP JV STOYI CONSULTING	DESIGN, OVERSEE AND IMPLEMENT HIMEVILLE ROADS ASPHALT PHASE 2 USING TURNKEY STRATEGY	PWBS	R 5,236,652.05	R 4,768,244.95	09/12/2020	04/06/2021		GOOD	The contractor has applied for an extension of time
SIBANI GROUP JV STOYI CONSULTING	DESIGN, OVERSEE AND IMPLEMENT UNDERBERG ROADS ASPHALT PHASE 3 USING TURNKEY STRATEGY	PWBS	R 7,199,312.00	R 6,549,904.48	09/12/2020	04/06/2021		GOOD	The contractor has applied for an extension of time
SIBANI DROUP JV STOYI CONSULTING	DESIGN, OVERSEE AND IMPLEMENT BULWER ASPHALT ROAD PHASE 7 USING TURNKEY STRATEGY	PWBS	R 5,369,999.20	R 4,915,262.00	09/12/2020	04/06/2021		GOOD	The contractor has applied for an extension of time
BM INFRASTRUCTURE JV MABONA CIVILS	DESIGN, OVERSEE AND IMPLEMENT UPGRADE OF BULWER TOWN PHASE 1 USING TURNKEY STRATEGY	PWBS	R 3,500,000.00	R 1,747,390.31	04/02/2021	24/06/2021			
BM INFRASTRUCTURE JV MABONA CIVILS	DESIGN, OVERSEE AND IMPLEMENT UPGRADE OF CREIGHTON TOWN PHASE 1 USING TURNKEY STRATEGY	PWBS	R 3,500,000.00	R 1,690,025.74	04/02/2021	24/06/2021			

NAME OF BIDDER	PROJECT/SERVICE	DEPARTMENT	CONTRACT VALUE	PAYMENTS	START DATE	INITIAL END DATE	NEW END DATE	SERVICE PROVIDER PERFORMANCE	COMMENTS
IX ENGINEERS (PTY) LTD	CONSULTANT FOR ACCESS ROAD MIG PROJECTS	PWBS	R8 245 132.02 ( 9% of the MIG allocation)	R 3,702,516.36	01/05/2018	31/04/2021	31/10/2021	GOOD	The contract has been extended for a period of 6 months ending at the end of October 2021.
MASAKHEKULUNGE PROJECT MANAGERS	CONSULTANT FOR SPORTFIELD MIG PROJECTS	PWBS	R10 593 509.36 (12% of the MIG allocation)	R 6,030,360.05	01/05/2018	31/04/2021	31/10/2021	GOOD	The contract has been extended for a period of 6 months ending at the end of October 2021.
MGAMULE CONSULTING ENGINEERS	PROJECT MANAGEMENT FOR HALLS MIG PROJECTS	PWBS	R8 534 782.02 ( 10% in the first year and 9% in the second & third year of the MIG allocation)	R 2,829,945.16	01/05/2018	31/04/2021	31/10/2021	GOOD	The contract has been extended for a period of 6 months ending at the end of October 2021.
TPA CONSULTING CC JV MAJIKI CONSTRUCTION AND PLANT HIRE	DESIGN, OVERSEE & IMPLEMENT CREIGHTON LIBRARY PHASE 2 USING TURNKEY STRATEGY	PWBS	R 5,795,910.00	R 1,114,092.00	05/02/2021	15/06/2021		GOOD	
MZOMTSHA PROJECT AND COMPUTER SUPPLIERS	RENOVATION/MAINTENANCE OF MAGOUBENI HALL	PWBS	R 199,331.00	R 199,331.00	02/02/2021	05/05/2021		GOOD	The project is complete
NDUNA ORGANISATION OF JUCTION COMMUNITY HALL	RENOVATION/MAINTENANCE OF JUCTION COMMUNITY HALL	PWBS	R 228,556.00	R 211,430.09	05/02/2021	05/05/2021		GOOD	The project is practical complete
NDUNA ORGANISATION	RENOVATION/MAINATENANC E OF BAZINI HALL	PWBS	R 199,100.00	R 199,100.00	05/02/2021	05/05/2021		GOOD	The project is complete
EUHLBREZWE TRADING	RENOVATION/MAINTENANCE OF NEITHERBY COMMUNITY HALL	PWBS	R 246,174.50	R 143,866.00	05/02/2021	05/05/2021		GOOD	Service prolder has been served with letter of intention to terminate due to delays in the execution of the project and he is given 7 days to respond to the matter which will lapse on the 03rd June 2021.
UMHLABA CONSULTING GROUP	BUILDING PLAN INFORMATION MANAGEMENT SYSTEM	PWBS	R 420,000.00	R 420,000.00	29/12/2020	29/12/2021		GOOD	
TPA CONSULTING CC JV MAJIKI CONSTRUCTION AND PLANT HIRE	DESIGN/OVERSEER AND IMPLEMENT DONNYBROOK ASPHALT ROAD PHASE 3	PWBS	R 5,017,076.25	R 950,883.00	08/03/2021	30/06/2021		POOR	
SNAKOEZY TRADING	RENOVATION/MAINTENANCE OF MASAMINI COMMUNITY HALL	PWBS	R 317,548.00	R 274,236.00	09/03/2021	09/05/2021		GOOD	The project is still underway

Reviewed by: 

Prepared by: 

Signature: .....

Signature: .....

Date: .....

Date: 19/07/2021



Report to National Treasury on Awards More than R200 000			
Wednesday, June 30, 2021			
NAME OF BIDDER	PROJECT/SERVICE	BID NUMBER	CONTRACT VALUE
ZAQEN ACTUARIES (PTY)LTD	PROVISION OF ACTUARIAL VALUATION OF LONG SERVICE AWARDS LIABILITY, POST EMPLOYMENT MEDICAL AID BENEFITS LIABILITY, BULWER AND CREIGHTON LANDFILL REHABILITATION AND CLOSURE	BTO-017/20/21	R 269,100.00
MAGXOLO TRADING AND PROJECT (PTY)LTD	CONSTRUCTION OF CENTOCOW AND CREIGHTON TYRE CENTER SLAB	COMM-B54/20/21	R 215,957.50
SUMITOMO RUBBER SOUTH AFRICA	SUPPLY AND DELIVERY OF FULLY FLEDGED CONTAINER WITH MACHINERY FOR TYRE REPAIRS X2	COMM-B035/19/20	R 500,000.00
ZIZIYANE CONSTRUCTION	RENOVATION / MAINTENANCE OF HIMEVILLE SPORTFIELD FENCING	PWBS-B023/20/21	R 313,214.00
PHEMBINDLELA TRADING ENTERPRISE	RENOVATION OF BULWER HALL	PWBS-B050/20/21	R 398,415.60
BELEBELE TRADING AND SERVICES CC	PROVISION OF CODE 14 DRIVERS LICENCE TRAINING FOR 30 PEOPLE	COMM-B047/20/21	R 198,375.00
ISIBUKO DEVELOPMENT PLANNERS	PANEL OF 6 TOWN PLANNING CONSULTANTS TO PROVIDE TOWN PLANNING SERVICES	PD-B032/20/21	IT IS BASED ON THE RATE PER HOUR OF R6 957.50 FOR ALL DIFFERENT DISCRPTION
ZIPHELELE PLANNING AND ENVIRONMENTAL CONSULTANCY	PANEL OF 6 TOWN PLANNING CONSULTANTS TO PROVIDE TOWN PLANNING SERVICES	PD-B032/20/21	IT IS BASE ON THE RATE PER HOUR OF 5992.50 FOR ALL DIFFERENT DISCRPTION
MATHUTHA TRADING AND ENTERPRISE	SUPPLY AND DELIVERY OF AGRICULTURAL MATERIAL AND EQUIPMENT FOR LED	COMM-B057/20/21	R 377,717.30
AYANDA MBANGA COMMUNICATIONS (PTY)LTD	PROVISION FOR ADVERTISING SERVICES	CORP-B045/20/21	IT IS BASED ON THE RATE OF R3 465.09

Prepared by:

Reviewed by:

Signature: Signature: 

Date: 21/07/2021

Date: .....







REPORT ON FLEET MANAGEMENT FOR MONTH ENDING JUNE 2021

AUTHOR: Chief financial officer

(File Ref : ) Finance Department

1<sup>st</sup> Level Manco

2<sup>nd</sup> level: FINANCE

3<sup>rd</sup> level: EXCO

4<sup>th</sup> level: COUNCIL

1. PURPOSE

To inform the Committees and Council about fleet management of the municipality

2. LEGAL/STATUTORY REQUIREMENTS

Municipal Systems Act 32 of 2000, Municipal Fleet Management Policy & MFMA

3. BACKGROUND AND REASONING

- Fuel consumption constant
- Two new vehicles added to Community services department

4. FINANCIAL IMPLICATIONS:

Refer to annexures

5. Annexure

- A. Tyres information
- B. Excessive repairs information
- C. Accident information
- D. Cost analysis

6. RISKS

- Vehicle abuse, Accidents, Car theft

7. MANAGEMENT OF RISKS

- Trip Authorization forms
- Insurance
- Management Reports
- Trackers Reports

8. RECOMMENDATIONS

- That Council and Committees to note this report

ANNEXURE A

TYRES INFORMATION

REGISTRATION NUMBER	VEHICLE MAKE	DESCRIPTION	TOTAL AMOUNT
NIP 698	ISUZU SINGLE CAB	ONE NEW TYRE	R1,763.20
NIP 1605	DOUBLE CAB TOYOTA	TWO NEW TYRES	R5,692.00
NIP 1421	TOYOTA AVANZA	ONE NEW TYRE	R1,100.80

**TOTAL: R8,556.00**

ANNEXURE B

EXCESSIVE REPAIRS INFORMATION

REGISTRATION NUMBER	VEHICLE MAKE	DESCRIPTION	TOTAL AMOUNT
NIP 1659	HYUNDAI TLB	FRONT AXLE REPAIRS AND MAJOR SERVICE	R37,130.56
NIP 2017	ISUZU DOUBLE CAB	BODY REPAIRS	R23,920.52
NIP 1721	SDLG GRADER	HYDRAULIC REPAIRS AND FITTING AUTOMATED LUBRICATION SYSTEM	R123,919.35
NIP 1042	ISUZU DOUBLE CAB	NEW CHASSIS AND LABOUR	R82,972.50
NIP 1398	CHEVROLET CRUZE	MAJOR SERVICE AND OIL COOLER REPLACEMENT	R24,830.85

**TOTAL: R292,773.78**

**ANNEXURE C**

**ACCIDENT INFORMATION**

**JUNE**

<b>ACCIDENT TO VEHICLES:</b>	<b>DATE</b>	<b>VEHICLE</b>	<b>REPORTED YES/NO</b>
	10 MAY 2021	NIP 1354	YES
	28 MAY 2021	NIP 1605	YES
	-	-	-

ANNEXURE D  
COST ANALYSIS

VEHICLES	MAKE & MODEL	DISTANCE/ KM	FUEL COSTS	FUEL IN LITRES	REPAIRS	SERVICE	TYRES	TOLLGATES	OIL	FEES
<b>PLANNING AND DEVELOPMENT SERVICES</b>										
NIP 1362	S/C ISUZU	1268	2121.48	129.92	-	-	-	-	-	143.74
NIP 2342	D/C NISSAN	1267	2056.92	127.34	-	-	275.00	-	-	148.36

**PUBLIC WORKS AND BASIC SERVICES**

VEHICLES	MAKE & MODEL	DISTANCE/ KM	FUEL COSTS	FUEL IN LITRES	REPAIRS	SERVICE	TYRES	TOLLGATES	OIL	FEES
NIP 1370	S/C ISUZU	2578	4122.49	257.34	-	-	80.50	-	-	158.66
NIP 1611	TRACTOR	-	-	-	-	-	-	-	-	133.26
NIP 1659	TLB	240 HRS	5294.54	352.43	37130.56	10118.40	559.12	-	-	221.02
NIP 2015	S/C ISUZU	1651	2160.35	134.34	-	-	-	-	-	143.34
NIP 2016	S/C ISUZU	1276	1982.10	123.26	-	-	-	-	-	143.64
NIP 2017	D/C ISUZU	662	1075.14	66.86	13920.52	219.35	-	-	-	162.20
NIP 606	TRACTOR	-	-	-	-	-	-	-	-	133.26
NIP 665	S/C TOYOTA	1810	2751.45	169.53	-	-	80.50	-	-	153.20
NIP 698	S/C ISUZU	2745	3662.98	227.89	-	-	1763.20	-	-	168.49
NIP 841	D/C ISUZU	3227	5026.88	313.60	-	-	92.51	-	-	168.27
NIP 521	HINO TRUCK	1054	4794.11	309.09	-	-	-	-	-	154.62
NIP 1354	S/C TOYOTA	2138	4031.59	251.60	-	-	-	13.00	-	163.02
NUD 4824	S/C ISUZU	3585	5008.08	322.03	-	-	80.50	-	-	172.72
NUD 4825	S/C ISUZU	546	734.93	48.03	-	-	-	-	-	138.26
NIP 1802	TRACTOR	162 HRS	3046.46	197.76	-	-	679.03	-	-	153.85
NIP 1703	REFUSE TRUCK	147 HRS	6455.99	402.36	-	-	604.12	-	-	156.27
NIP 1721	SDLG GRADER	215 HRS	7473.10	466.38	123919.35	369.96	-	-	-	251.37
NIP 1809	REFUSE TRUCK	3899 HRS	15440.36	961.73	-	-	-	-	-	162.36
NIP 2398	UD TRUCK TIPPER	-	-	-	4419.15	-	-	-	-	145.41
NIP 2399	UD TRUCK TIPPER	-	-	-	-	-	-	-	-	133.26
NIP 2400	UD TRUCK WATER TANK	1365	9654.16	596.55	-	-	-	-	250.00	158.34
NIP 2402	UD TRUCK LOWBED	829	12563.15	784.57	-	-	-	-	-	151.33
NIX 11791	ISUZU TRUCK TIPPER	2579	2205.00	137.12	-	-	-	-	-	139.33



**COMMUNITY SERVICES DEPARTMENT**

VEHICLES	MAKE & MODEL	DISTANCE/ KM	FUEL COSTS	FUEL IN LITRES	REPAIRS	SERVICE	TYRES	TOLLGATES	OIL	FEES
NIP 1042	D/C ISUZU	2279	3897.13	243.21	82972.50	238.05	-	-	-	227.86
NIP 1367	D/C ISUZU	3176	5399.68	335.20	-	-	80.50	-	80.00	168.59
NIP 1398	CHEV CRUZE	2054	2949.96	177.40	24830.85	6602.84	-	-	-	189.54
NIP 1605	D/C TOYOTA	7566	11665.67	724.68	-	286.35	5692.00	13.00	-	204.20
NIP 1880	S/C TOYOTA	4926	7415.20	458.13	-	-	-	-	-	178.88
NIP 1903	S/C ISUZU	2109	4680.07	290.00	11144.20	482.20	-	-	-	180.87
NIP 2186	S/C ISUZU	3833	6316.68	390.28	-	-	-	-	-	169.14
NIP 362	FORD RANGER	3577	10423.20	643.79	-	-	-	-	-	194.48
NIP 2345	D/C NISSAN	6147	10082.65	624.96	-	-	-	13.00	-	210.53
NIP 2338	COROLLA	3595	5641.64	337.10	2538.11	1534.34	-	-	-	189.49
NIP 2339	TOYOTA AVANZA	3099	4011.05	242.29	1801.24	2786.60	1100.80	26.00	-	193.97
NIP 2341	D/C NISSAN	3961	5803.01	364.94	-	6067.49	-	-	-	173.18
NIP 2343	S/C NISSAN	1372	2171.45	134.55	-	-	-	-	-	143.78
NIP 2344	D/C NISSAN	3230	4948.84	310.20	-	-	-	-	-	159.21
NIP 2403	UD TRUCK ANIMAL. TRUCK	1624	8545.21	531.74	-	-	-	-	-	148.41
NIP 2657	ISUZU FIRE TRUCK	1640	9715.40	599.85	-	-	-	-	-	171.61
NIP 2922	E/C ISUZU	810	2338.05	145.86	2645.00	-	-	-	-	150.29
NIP 2923	D/C ISUZU	1288	3153.84	196.57	-	-	-	-	-	148.96
NUD 3552	S/C ISUZU	2722	4519.35	285.13	-	2966.53	-	-	-	161.05
NUD 3533	S/C ISUZU	3713	7030.35	434.46	-	-	-	-	-	183.07
NUD 3544	TOYOTA LAND CRUISER	3806	10063.40	620.05	4334.90	7719.61	-	-	-	202.97
NUD 4848	S/C ISUZU	460	670.00	42.22	-	-	-	-	-	138.22

**CORPORATE SERVICES DEPARTMENT**

NIP 2137	CHEV CRUZE	2051	2918.60	175.16	-	-	-	-	-	166.18
NIP 1869	S/C ISUZU	2325	3572.43	221.10	-	-	-	-	-	166.66
NIP 2337	COROLLA	1583	2144.56	129.36	10360.84	-	-	13.00	-	169.18

000263

**EXECUTIVE AND COUNCIL**

NIP 1704	TOYOTA AVANZA	3087	4072.36	247.08	-	-	-	-	26.00	-	176.47
NIP 2348	VW BUS	4680	9212.98	573.27	-	-	-	-	-	84.00	180.25

**POOL VEHICLES**

VEHICLES	MAKE & MODEL	DISTANCE/ KM	FUEL COSTS	FUEL IN LITRES	REPAIRS	SERVICE	TYRES	TOLLGATES	OIL	FEES
NIP 700	CHEV. CORSA	1242	1705.98	102.42	-	-	-	-	-	143.44
NIP 629	JEEP	1657	4161.30	249.56	-	-	-	-	-	149.69
NIP 1604	MERCEDES	-	-	-	-	-	-	-	-	133.26

**BUDGET AND TREASURY OFFICE**

NIP 1421	TOYOTA AVANZA	2330	3099.17	187.07	-	-	-	-	-	157.86
NIP 2187	S/C ISUZU	3365	5686.29	352.89	8661.06	6795.39	120.75	-	-	197.39

<b>TOTAL</b>		<b>117887KM &amp; 764 HRS</b>	<b>269,676.76</b>		<b>328,678.28</b>	<b>46,187.11</b>	<b>11,208.53</b>	<b>104.00</b>	<b>414.00</b>	<b>9,486.26</b>
--------------	--	-----------------------------------	-------------------	--	-------------------	------------------	------------------	---------------	---------------	-----------------

000267

## **REPORT ON COST CONTAINMENT MEASURES FOR 2020/21 FINANCIAL YEAR – FOURTH QUARTER**

(File Ref): Financial Services Department, AUTHOR: CFO

1<sup>st</sup> Level: MANCO

2<sup>nd</sup> Level: Finance Portfolio Committee

3<sup>rd</sup> Level: EXCO

4<sup>th</sup> Level: COUNCIL

### **1. PURPOSE**

To present 2020/2021 Annexure D of Circular 97 for Cost Containment Measures for Fourth Quarter for consideration and adoption by the Council.

### **2. LEGAL REQUIREMENTS**

- Municipal Finance Management Act, No. 56 of 2003
- Municipal Systems Act, No. 32 of 2000
- The Constitution of the Republic of South Africa
- MFMA Circular No. 82 and 97

### **3. BACKGROUND AND REASONS**

#### **Cost Containment Measures Circular 82 and 97 and MFMA**

Section 62(1)(a) of the Municipal Finance Management Act No. 56 of 2003 (MFMA) stipulates that the accounting officer of a municipality is responsible for managing the financial administration of a municipality and must for this purpose take all reasonable steps to ensure that the resources of the municipality are used effectively, efficiently and economically.

#### **Circular No.82 - Annexure A – Cost Containment Measures**

Cabinet resolved, on 23 October 2013 that cost containment measures must be implemented to eliminate wasteful expenditure, reprioritize spending and ensure savings on the following focus areas among others; engagement of consultants, travel and subsistence costs, issuing of credit cards, accommodation costs, office

furnishing costs, advertising or sponsorship costs, catering and events related costs.

Circular No.97

Municipalities and municipal entities must disclose cost containment measures in their in-year budget reports, and annual costs savings in their annual reports. These reports must be submitted to Council for review and resolution. This measure is to enhance transparency and local accountability. The MCCR therefore provide a framework that is consistent with the provisions of the MFMA and other government pronouncements

**4. ANNEXURES**

- 4.1 Annexure D: Total Cost Savings Disclosure in the In-Year and Annual Report Cost
- 4.2 MFMA Circular No. 82 and 97

**5. RECOMMENDATION**

It is therefore recommended that:

- Council note and adopt Annexure D of Circular 97 for Cost Containment Measures for Fourth Quarter for 2020/2021 Financial Year.



## Cost Containment Measures

### Purpose

Section 62(1)(a) of the Municipal Finance Management Act No. 56 of 2003 (MFMA) stipulates that the accounting officer of a municipality is responsible for managing the financial administration of a municipality and must for this purpose take all reasonable steps to ensure that the resources of the municipality are used effectively, efficiently and economically.

In terms of the legal framework, the elected councils and accounting officers are required to institute appropriate measures to ensure that the limited resources and public funds are appropriately utilized to ensure value for money is achieved.

The purpose of this Circular is to guide municipalities and municipal entities on cost containment measures that must be implemented in an effort to address the impact of the country's economic challenges and to promote growth, address unemployment and equality, amongst others.

### Background

The national government has been aware of the need to contain costs and Cabinet resolved that all spheres of government, including municipalities and municipal entities must implement measures to contain operational costs and eliminate all non-essential expenditure.

In the 2016 State of the Nation Address, cost containment measures were re-emphasised. It was highlighted that excessive and wasteful expenditure has to be reduced, and that increased action be taken to manage unnecessary expenditure. The following measures were among those announced:

- Curtailment of overseas trips;
- The submission of strong motivation to MM's, Mayors and, where necessary, oversight mechanisms at local, provincial and national spheres of Government by those requesting permission to travel either locally or abroad: i.e. their detailed report including research which argues the necessity of the trip and the benefit the country will achieve in undertaking the journey;
- The institutionalization of further restrictions on conferences, catering, entertainment and social functions.

In reinforcing the above, the Minister of Finance also announced further cost containment measures in his budget speech on 24 February 2016, and urged Mayors of municipalities to exercise and oversee the elimination of wasteful expenditure in

government. SALGA supported the call for cost containment measures to be implemented in municipalities as per the Budget Forum engagements and commitments.

Municipalities must make clear and quantified commitments in this regard when tabling their upcoming budgets, and to reference these commitments when submitting budget documentation to the National and Provincial Treasuries, as required by the MFMA.

**Annexure A** of this circular presents cost containment measures that accounting officers and chief finance officers must consider in order to contain operational costs and eliminate non-essential expenditure. In addition, municipalities are advised to refer to MFMA Budget Circular No. 70 and other relevant Circulars on the elimination of non-priority spending. (<http://mfma.treasury.gov.za/Circulars/Pages/default.aspx>).

### **Enforcement of cost containment measures**

SALGA recently expressed concern over the lack of enforcement of such measures and municipal councils are herewith reminded of Section 171(1) of the MFMA whereby the accounting officer of a municipality commits an act of financial misconduct if that accounting officer deliberately or negligently contravenes a provision of the Act, or fails to comply with a duty imposed by the Act on the accounting officer of the municipality.

Failure to fulfill the duty outlined in section 62(1) (a) of the MFMA may result in the accounting officer committing an act of financial misconduct and that disciplinary or criminal proceedings are instituted against any official who has allegedly committed an act of financial misconduct or an offence in terms of chapter 15. The accounting officer also has a duty to ensure that unauthorized, irregular or fruitless and wasteful expenditure and other losses are prevented.

In addition, section 167 of the MFMA provides that a municipality may only remunerate its office bearers within the parameters set out in that section. In particular, sub-section 167(2) provides that any benefit paid that is outside the parameters set out in subsection (1) is irregular expenditure and must be recovered from the political office-bearer concerned.

Details of precisely what a municipality may pay or remunerate its political office bearers are set out in the Notices issued in terms of the Political Office Bearers Act by the Minister of Cooperative Governance and Traditional Affairs.

Municipalities are reminded that the National Treasury will soon be conducting municipal budget benchmark engagements with non-delegated municipalities during which all municipal budgets will be assessed against the cost containment measures outlined in this Circular. Provincial Treasuries will be conducting similar engagements and budget assessments with delegated municipalities.

Consideration has been given to the lack of enforcement measures and therefore it is envisaged that regulations will be issued to align these measures with financial misconduct regulations. Disclosure of cost containment measures applied by the municipality and entity must be included in the Municipal Budget and Annual Report. Measures implemented and regular reports must be submitted to the Municipal Public

Accounts Committee for review and recommendations to Council on additional measures to be taken.

The contents of this Circular has been shared with the office of the Auditor-General for their application, scrutiny and assessment.

## Conclusion

It is important that the accounting officer ensures that the content of this Circular is brought to the attention of the Municipal Council and all other relevant officials within municipalities and municipal entities. It is recommended that:

- Municipalities adopt this Circular together with their annual budgets;
- Municipalities are advised to review other finance related policies to ensure consistency with this Circular;
- Municipalities implement the circular by creating the appropriate oversight mechanisms to monitor cost containment measures;
- Implementation of such measures will assist in ensuring that the provisions of sections 62 and 167 of the MFMA are complied with to ensure that reasonable steps are taken for public resources to be used effectively, efficiently, economically and in the best interests of the local community.

Any queries relating to municipalities preparation of municipal budgets in line with the cost containment measures should be directed to the respective National or Provincial Treasury official responsible for monitoring the municipality's budget. The names of these officials can be obtained from MFMA Circular 79 and / or other related MFMA Circulars. This Circular must be tabled before the municipal council for adoption together with the 2016/17 MTREF budget.

Issued on behalf of:

Malijeng Ngqaleni  
Intergovernmental Relations

Kenneth Brown  
Chief Procurement Officer

Jayce Nair  
Acting Accountant-General

## Contact



**national treasury**

Department:  
National Treasury  
REPUBLIC OF SOUTH AFRICA

Post **Private Bag X115, Pretoria 0001**  
Phone **012 315 5850**  
Fax **012 315 5230**  
Email – General **[mfma@treasury.gov.za](mailto:mfma@treasury.gov.za)**  
Website **[www.treasury.gov.za/mfma](http://www.treasury.gov.za/mfma)**

TV PILLAY  
CHIEF DIRECTOR: MFMA IMPLEMENTATION  
30 MARCH 2016

---

## Annexure A – Cost Containment Measures

Cabinet resolved, on 23 October 2013 that cost containment measures must be implemented to eliminate wasteful expenditure, reprioritize spending and ensure savings on the following focus areas among others; engagement of consultants, travel and subsistence costs, issuing of credit cards, accommodation costs, office furnishing costs, advertising or sponsorship costs, catering and events related costs.

It is prudent that Municipalities consider consultation with its employees and through public participation to obtain input and consideration from affected stakeholders such as communities, ratepayers, businesses, and so on which may prove to be beneficial when facilitating the implementation of cost containment policies and actions.

Municipalities are advised to ensure appropriate monitoring and reporting on such cost saving measures is instituted for ease of reporting to management and council on progress on a regular basis. The internal audit unit of municipalities must be copied with such reports.

### 1. Engagement of Consultants

- Accounting Officers must only contract with consultants after a gap analysis report has confirmed that the municipality does not have the requisite skills or resources in its permanent employment to perform the services required.
- Evidence of acute planning of the project must be visible to all relevant persons including the administration and political oversight mechanisms in place at the municipality.
- Consultants, including construction and infrastructure related services, must only be remunerated at the rates equal to or below those:
  - determined in the “Guidelines on fees for audits done on behalf of the Auditor-General South Africa”, issued by the South African Institute of Chartered Accountants (SAICA);
  - set out in the “Guide on Hourly Fee Rates for Consultants”, by the Department of Public Service and Administration (DPSA); or
  - Prescribed by the body regulating the profession of the consultant.
- Ensure an exacting “specification” of the work to be accomplished accompanies the tender and is used as a monitoring tool, are appropriately recorded and monitored.
- Ensure that contracts for consultants include retention and penalty clauses for poor performance and in this regard against the above specification, accounting officers must invoke such clauses, where deemed necessary.
- It is mandatory that accounting officers of municipalities and municipal entities conclude on the best “value for money”, i.e. matching fees against quality and against benchmarked practices.
- Accounting officers of municipalities and municipal entities must appoint consultants on a time and cost basis with specific start and end dates.
- Travel and subsistence costs for the appointment of consultants must be in accordance with the travel policy of government and the contract price specifies all travel & subsistence costs.



- If travel and subsistence costs for appointed consultants are exclusive of the contract, the costs must be in accordance with the following provisions:
  - a) Hotel accommodation may not exceed the amount mentioned in this Circular;
  - b) Only economy class air tickets may be purchased for flights;
  - c) Only group B vehicles or lower may be hired for engagements, as mentioned in this Circular;
  - d) Kilometres claimed for the use of private vehicles may not exceed the rates approved by the National Department of Transport, as updated from time to time.
- Municipalities are urged to develop consultancy reduction plans.
- Undertake all engagements of consultants in accordance with the SCM Regulations and the municipality's SCM policy.

## 2. Travel and subsistence

The National Treasury, on behalf of all three spheres of government, has negotiated improved upfront discounts for flights as well as discounted accommodation rates. Therefore municipalities and municipal entities are requested to utilize these agreements to assist in their respective cost containment measures, unless they can negotiate lower air travel rates or utilize other service providers that offer lower rates.

### Net and Non-Commissionable Rates

All rates offered to Government as of 1 April 2016 will be net and non-commissionable. This will include the informal accommodation market e.g. Guest Houses and Bed & Breakfast establishments.

### Rebates, Overrides, Volume based income

In the spirit of transparency, the OCPO is taking a firm position on rebates, overrides or any volume driven target incentives being paid by suppliers to Travel Management Company (TMC). As of 1 April 2016 these payments and the practice of overrides is to discontinue for Government business.

## 2.1 National Travel Policy

The Treasury will implement a Government Travel Policy as of 1 April 2016. This will be available on the OCPO's website:

[http://ocpo.treasury.gov.za/Buyers\\_Area/Legislation/Pages/default.aspx](http://ocpo.treasury.gov.za/Buyers_Area/Legislation/Pages/default.aspx)

## 2.2 Air Travel

- Treasury has negotiated with the two "Full Service Carriers", i.e. SAA and BA for discounted rates for government officials for domestic air travel. (These rates are not applicable for International Air Travel.)
- For SAA, the discounts range from 5% (L class) up to 30% (Y Class) for Economy Class tickets; and 10% (D Class) up to 26% (C Class) for Business Class tickets. Please note that business class is not encouraged, however where a single flight exceed 5 hours, consideration may be applied.

- For BA the discounts range from 10% (O, Q class) up to 25% (Y Class) for Economy Class tickets; and 20% (J Class) for Business Class tickets. Please note that business class is not encouraged, however where a single flight exceed 5 hours, consideration may be applied.
- Treasury will be entering into a short-term Corporate Agreement from 1 April 2016 to 30 September 2016 in the interim, where after the agreements will be reviewed with a view of longer term applicability.
- The premise of Best Fare on the Day will be implemented making full use of the negotiated Government Corporate Agreements with SAA and BA Comair. Quotations are to be obtained from at least SAA and BA Comair before issue. Other Low Cost Carriers may also be requested for quotations. Please note that all discounted rates are subject to class availability.
- Corporate agreements with SAA and BA/Comair will be made available to TMCs that are currently contracted to Government. Should the municipal TMC have not been contacted by the full service carrier representative, they are to inform National Treasury with the agents name; physical address, contact name, email address and IATA number. Upon receipt of the information, the representatives of the full service carriers will ensure that the TMC is given access to the deal code. The TMC must have an authenticated IATA number.
- Accounting officers of municipalities and municipal entities are advised to include a clause in their respective documents that travel agencies are only permitted to make booking arrangements on behalf of municipalities and municipal entities in line with this Circular. Current arrangements need to be updated and amended to reflect these changes.
- Disabled persons can be accommodated in economy class, however, in extremely exceptional and rare cases an Accounting Officer may approve, with evidence, other than economy class air travel.

### **2.3 Domestic Hotel Accommodation**

National Treasury has negotiated maximum allowable rates with four hotel groups. A non-exclusive MOU is being entered into with the hotels over a period of six months from 1 April to 30 September 2016 while National Treasury prepares for an open bid process. The hotels are as follows, Premier Group, Protea Hotels, City Lodge and Tsogo Sun. The instruction to travel agents must be to obtain quotes from each of the four hotels; however it is not necessarily limited to them as accommodation depends on availability, locality and rates, which could be lower. Competition and cost effectiveness must remain a key principle.

Table 1: Rates set for Domestic Hotel Accommodation

Accommodation Grid			
Voucher Includes	BAND 1	BAND 2	BAND 3
	Room Only Tourism Levy VAT	Bed & Breakfast Tourism Levy VAT	Dinner, Bed and Breakfast Tourism Levy VAT 2 x soft Drink at Dinner
Graded Hotel	BAND 1	BAND 2	BAND 3
1 Star property	R580.00	R710.00	R855.00
2 Star property	R900.00	R1 030.00	R1 230.00
3 Star property	R1,100.00	R1,200.00	R1,400.00
4 Star property	R1,250.00	R1,350.00	R1,550.00
5 Star property	R2,100.00	R2,200.00	R2,500.00
Bed & Breakfast or Guest house	BAND 1	BAND 2	BAND 3
1 Star property	-	R180.00	R270.00
2 Star property	-	R250.00	R350.00
3 Star property	-	R400.00	R520.00
4 Star property	-	R600.00	R750.00
5 Star property	-	R800.00	R975.00
S&T Allowance	BAND 1	BAND 2	BAND 3
Breakfast	R120.00	-	-
Lunch	R120.00	R120.00	-
Dinner	R150.00	R150.00	-
Total as per TP	R390.00	R270.00	-
S&T Claims accepted based on Travel Policy, detail include Parking, Laundry and Wi Fi Important Note: All other costs incurred are for the individuals account. Note: Consideration should be given to include such a table in policies.			

- Accounting officers must ensure that overnight accommodation is limited to instances where the distance travelled by road by the employee exceeds 500 kilometres to and from the destination (return journey).

## 2.4 Vehicle Hire

- Municipalities are encouraged to continue considering their own fleet first, where viable, prior to hiring of vehicles;
- Notwithstanding the provisions above, all employees must make use of shuttle services if the cost of such a service is below the cost of hiring a vehicle.
- Accounting officers must also consider making use of shuttle services if the cost of kilometres claimable by the employee and the cost of parking are higher than the shuttle services.
- Ensure the hiring of vehicles from a category below Group B or an equivalent class. Accounting officers may permit employees to accept up-graded group of

hired vehicles if such an up-grade is offered for free or at a lower charge than Group B.

- Vehicle travel claims by employees of municipalities and municipal entities must be restricted to the actual distance travelled in excess of the normal distance from the employee's residence to his or her place of work or as may be negotiated using a motor vehicle allowance scheme.

### **3 Credit Cards**

The use of credit and debit cards was addressed in an earlier MFMA Circular.

A bank, or any other institution, may not issue credit cards or debit cards linked to a bank account of a municipality or a municipal entity to any councillors, entity board members, municipal or entity officials or any other person. The issuing and use of such cards be it for official purposes:

- contravenes section 11 and 85 of the MFMA as there is no way of ensuring that all purchases made on the card are in accordance with the items listed in the sections or as prescribed;
- contravenes section 167 of the MFMA which provides that any bursary, loan, advance or other benefit paid to a municipal councillor otherwise than in accordance with the provisions of the Remuneration of Public Office Bearers Act constitutes irregular expenditure;
- contravening section 15 of the MFMA by incurring expenditure not authorised in an approved budget;
- non-compliance with section 164 of the MFMA which provides that no municipality or municipal entity may make loans to councillors or officials of the municipality, directors or officials of the entity or members of the public;
- non-compliance with the supply chain management regulations; and
- undermines efforts to safeguard municipal funds, combat fraud and corruption, as well as other irregular practices.

While the use of petrol cards or garage cards for municipal vehicles is permitted, it must be utilised in accordance with an appropriate policy and related procedures to avoid misuse thereof. Cost containment measures should be applied in managing and planning trips.

Where officials or councillors incur expenses in relation to official municipal activities, they should use their personal credit cards or cash, and request reimbursement from the municipality in accordance with the relevant municipal policy and processes. Alternatively, the municipality should make arrangements with the service provider that the expenditure be settled directly by the municipality.

### **4 Catering costs**

- Do not incur catering expenses for any meetings where only municipal officials are in attendance. Notwithstanding the above, the accounting officer may incur catering expenses for the following, provided that such lasts for five (5) continuous hours or more:
  - a) The hosting of conferences, workshops, courses, forums, recruitment interviews, training courses, hearings;

- b) Meetings related to commissions or committees of inquiry; or
- c) Meetings hosted by the board of directors of municipal entities, including governance committee meetings.
- Ensure that entertainment allowances of qualifying officials do not exceed two thousand rand (R2 000) per person per financial year. The National Treasury may periodically review this amount.
- Do not incur expenses on alcoholic beverages.
- Ensure that team building and social functions, including year-end functions, are not financed from the municipal budgets or by any suppliers or sponsors.
- Notwithstanding the above, accounting officers may incur no more than the petty cash allocation or limitations on expenditure from their respective budgets to host farewell functions to employees who are either:
  - (a) proceeding on retirement due to ill health; or
  - (b) proceeding on retirement after reaching the qualifying age limit of a minimum of ten (10) or more years working for the public service.
- Accounting officers and accounting authorities may **not** host farewell functions for employees who have:
  - (a) been dismissed;
  - (b) elected to resign or leave by accepting severance packages; or
  - (c) Approached the end of their contractual term.

## **5 Events, advertising and sponsorships**

- Eliminate wasteful expenditure on events, advertising in magazines, television, newspapers etc. where the municipality can use other cost effective means such as websites to market the institution or properly publicise the matters or events under consideration.
- Memorabilia, gifts and other novelties should be of token value only and should only be offered by municipalities and municipal entities in order to acknowledge support or a visit or attendance by a dignitary in connection with a benefit to the local community; to reciprocate the giving of a similar token gift by another organisation; or similar but in all cases there must be an identifiable benefit to the community.
- Limit or stop all unnecessary expenditure on matters such as printing of shirts, hosting of sporting events, festivals and other associated events, cruises, lavish functions, and extraordinary costs associated with visits of dignitaries or induction of new councillors.

## **6 Conferences, meetings, study tours, etc.**

- Employees of municipalities and municipal entities may attend conferences hosted by professional bodies or non-governmental institutions (external conferences) held within the borders of South Africa provided that expenses related to their attendance do not exceed two thousand five hundred rand (R2 500) per person per day. The number of municipal officials attending such conferences and workshops must be limited, see below. The National Treasury may periodically review this amount.

- Employees must make every effort to take advantage of early registration discounts by seeking the required approvals to attend well in advance of the conference as it relates to their area of work. No late registration is acceptable.
- Conferences abroad must be limited to its ultimate minimum or none at all.
- Utilise municipal and/or provincial office facilities for conferences, meetings, strategic planning sessions etc. where an appropriate venue exists within the municipal jurisdiction.
- Limit or stop overseas trips and the delegations going on such trips unless a tangible and clear benefit to the local community and performance of essential service provision can be established beforehand.
- The number of employees travelling to conferences or meetings on official duty for the same matter is limited to three (3) employees, unless otherwise approved in advance by the relevant accounting officer, having due regard to the cost containment measures.
- Similar to the above, the number of employees travelling by air to other centres to attend an official engagement on the same matter is also limited to three (3) employees, unless otherwise approved in advance by the relevant accounting officer, having due regard to the cost containment measures.

## **7 Office furnishing**

- Municipalities should exercise due precaution in refurbishing offices, purchasing equipment, etc. especially when new persons are elected or appointed. Use of existing facilities and equipment is encouraged.
- Office furnishing, when required, should be contained to minimal costs, avoiding elaborate and expensive furniture or equipment.

## **8 Staff study, perks and suspension costs**

- Training attended by employees and councillors of municipalities and municipal entities may only be attended at pre-approved service providers to ensure sufficient quality of training and obtain value for money.
- Expenditure associated with overseas study tours by councillors or officials must be reduced and preferably stopped.
- Encourage staff to take time off to make up for overtime worked.
- Planned overtime must be submitted to management for consideration on a monthly basis.
- Unplanned overtime worked must be motivated and approved by management.
- Costs associated with long-standing staff suspensions and legal costs associated with not following due processes when suspending and dismissing staff must be eliminated.
- Constant management of staff, improvements in productivity levels and feedback must be provided to all staff.

## **9 Cost containment on other related expenditure items**

- Accounting officers of municipalities and municipal entities are advised to ensure that all commodities and products that the National Treasury designated as transversal contracts are utilised to benefit from savings where lower prices or rates have been negotiated.

- Periodic or quarterly threat assessments against councillors and key officials should be undertaken by the appropriate authority (SAPS) and reported to the Speakers Office. Approval for security measures must be informed by such reports, if paid for from municipal funds. The use of metropolitan traffic officers for such purposes should be avoided.
- Municipal funds may not be used to fund election campaign activities, including the provision of supporting material, clothing, food, inducements to vote either as part of, or during election rallies.
- Printing of documents should carefully considered be back-to-back and use of colour printing for graphs only, while use of electronic means should be preferred.
- Review and introduce limits on municipal staff telephones and limiting private call to a reasonable amount.
- Every effort must be made to recover debt from consumers before write-off. Municipalities to avoid the excessive usage of debt collectors and improve its internal capacity for debt collection.
- Ensure synergy between municipal divisions or departments to avoid duplication of processes and efforts.
- Where possible the warranties on vehicle and computer equipment should be extended instead of procuring new ones.
- Labour saving devices should be shared to optimize the capacity utilization of each device.
- Purchasing of newspapers and other publications for municipal employees to limited and stopped.
- Municipalities should ensure that awareness is raised with municipal staff so that a high degree of energy saving measures can be introduced, e.g. air-conditioning and lights in buildings are switched off at night and when offices are not in use.
- All other cost containment measures introduced by council are also encouraged and supported.



## Municipal Cost Containment Measures

### Purpose

The Local Government: Municipal Cost Containment Regulations (MCCR), were promulgated on 7 June 2019, and came into effect on 1 July 2019. This circular confirms and clarifies the process followed to promulgate the MCCR, provides more information to municipalities and municipal entities to assist with implementation. There were also various engagements with stakeholders, including provincial and municipal officials, since 2016. This Circular replaces MFMA Circular 82.

Sections 62(1)(a) and 95(a) of the Municipal Finance Management Act No. 56 of 2003 (MFMA) stipulates that the accounting officer of a municipality or municipal entity is responsible for managing the financial administration of a municipality and must for this purpose take all reasonable steps to ensure that the resources of the municipality are used effectively, efficiently and economically.

In terms of the legal framework, the key principles being promoted are that elected councils and accounting officers are required to institute appropriate measures to ensure that the limited resources and public funds are prudently utilised to ensure value for money is achieved. This will necessitate council policies to be aligned with the spirit and intent of the regulations, promoting the concept of cost vs benefits at all levels in the municipality and municipal entities, and to ensure that such savings can be better utilised towards improvements in service delivery.

This circular will assist municipalities and municipal entities to implement cost containment measures in an effort to address the impact of the country's economic challenges and to promote growth, address unemployment and equality, amongst others, consistent with the MCCR.

### Background

The national government has been aware of the need to contain costs and Cabinet resolved that all spheres of government, including municipalities and municipal entities must implement measures to contain operational costs and eliminate all non-essential expenditure. These can then be re-prioritised to address service delivery backlogs.

In the 2016 State of the Nation Address, cost containment measures were re-emphasised. It was highlighted that excessive and wasteful expenditure has to be reduced, and that increased action be taken to manage unnecessary expenditure.

In implementing the above, the Minister of Finance also announced cost containment measures in his budget speech on 24 February 2016, and urged Mayors of



municipalities to exercise and oversee the elimination of wasteful expenditure in government. SALGA supported the call for cost containment measures to be implemented in municipalities as per the Budget Forum engagements and commitments. Additionally, before promulgation, various engagements with stakeholders were held, matters discussed at coordination forums, regional provincial engagements, comments were received and considered, and the MCCR were submitted and tabled for Parliamentary processes on 5 March 2019. After promulgation, further engagements were held between Minister of Finance and SALGA where the matters were clarified and the effective date confirmed.

As an urgent measure, accounting officers are requested to share the MCCR and its own policies with all officials and councillors. This is to be followed by a thorough revision and updating of municipal policies to be consistent with the MCCR. Moreover, in-year monitoring and reporting can then be institutionalised. The progress and completion of this process, including tabling of the revised policies are to be finalised by 30 September 2019. This will allow for full implementation.

Municipalities and municipal entities are advised to also refer to MFMA Budget Circular No. 70 and other relevant Circulars on the elimination of non-priority spending. (<http://mfma.treasury.gov.za/Circulars/Pages/default.aspx> ).

## **Municipal Cost Containment Regulations, 2019**

The National Treasury first published the draft MCCR for public comment on 16 February 2018, with the closing date being 31 March 2018. Comments were received, from the Department of Cooperative Governance and Traditional Affairs, SALGA, municipalities and other stakeholders. After extensive consultation and consideration of all comments received, the MCCR were finalised and promulgated on 7 June 2019 in the Government Gazette, with the effective date being 1 July 2019.

Discussions with the Office of the Auditor-General has resulted in agreement on a transition period from 1 July to 30 September 2019 to allow municipalities and municipal entities to adopt their policies, before these measures will be subjected to audit. In doing so, the spirit and intent of the MCCR must be upheld, therefore no contracts can be entered into from 1 July that can be interpreted as non-compliant with the measures in the MCCR.

Municipalities and municipal entities must disclose cost containment measures in their in-year budget reports, and annual costs savings in their annual reports. These reports must be submitted to Council for review and resolution. This measure is to enhance transparency and local accountability. The MCCR therefore provide a framework that is consistent with the provisions of the MFMA and other government pronouncements.

The effective implementation of the MCCR is the responsibility of the municipal council, board of directors of municipal entities, municipal accounting officer and accounting officers of municipal entities. It is also intended to ensure that municipalities and municipal entities achieve value for money in utilising public resources to deliver municipal services. The MCCR applies to all officials and councillors.

---

## **Municipal cost containment policy**

The MCCR do not apply retrospectively, therefore will not impact on contracts concluded before 1 July 2019. If municipalities and municipal entities decide to extend current contracts, such contracts must be aligned with the principles outlined in the MCCR and SCM regulations.

Regulation 4(1) of the MCCR requires municipalities and municipal entities to either develop or review their cost containment policies. The MCCR require municipalities to adopt the cost containment policies as part of their budget related policies. Cognisance has been taken of the fact that the 2019/20 financial year budget process has been completed and therefore new or revised cost containment policies must be adopted by 30 September 2019, as part of its updated budget related policies.

Some municipalities and municipal entities already have cost containment policies in place. These must be reviewed to bring them in line with the MCCR. Other municipalities and municipal entities have different aspects of the cost containment measures captured in different council approved policies. In this instance such policies may be consolidated into one policy or reference can be made to the different policies in one single consolidated policy. As an interim measure for those municipalities and municipal entities that do not have cost containment policies in place, the accounting officers must issue communication to officials and councillors on the cost containment measures to be implemented, in line with the MCCR, until such time that a cost containment policy is adopted by the municipal council or board of directors, as the case may be. The above approach has been discussed with the Office of the Auditor-General.

## **Clarification of specific provisions within the MCCR**

### *Use of Consultants*

Regulation 5 provides for municipalities and municipal entities' use of consultants. It should be made clear that the MCCR do not prohibit the use of consultants, but require municipalities and municipal entities, before procuring the services of a consultant, to assess the need thereof against the available internal capacity for the specific services required. The assessment process should be addressed in Council policy. Failure to undertake the latter assessment will result in the expenditure incurred being classified as irregular expenditure.

This regulation also requires the municipality and municipal entity to consider the remuneration guidelines currently in place in order to determine and adopt a fair and reasonable remuneration framework for contracts. Therefore, the MCCR should not be interpreted to mean that municipalities and municipal entities must remunerate consultants based on the rates regulated but to use this as part of the remuneration framework to be approved by the accounting officer. It is always advisable to negotiate lower rates than the maximum.

Some useful links regarding rates follow, this is not exhaustive, as there may be different rates for different professions, for example, engineers' contracts may relate to time, cost and rates, etc.

---

[www.dpsa.gov.za/dpsa2q/consultant\\_fees.asp](http://www.dpsa.gov.za/dpsa2q/consultant_fees.asp)

[https://www.saica.co.za/portals/0/documents/Circular\\_01\\_2018\\_Guideline\\_on\\_AGS\\_A\\_Fees.pdf](https://www.saica.co.za/portals/0/documents/Circular_01_2018_Guideline_on_AGS_A_Fees.pdf)

Monitoring of performance against contracts must also ensure skills are transferred to municipal officials, which forms an integral part of the contract or arrangements arising from such contracts. Skills may be transferred through the provision of workshops or on the job training.

Municipalities and municipal entities may use the information on cost containment measures and the consultancy reduction plan issued by the National Treasury for PFMA institutions and customise it for its own internal use. These documents can be accessed using the following link:

<http://www.treasury.gov.za/legislation/pfma/guidelines/default.aspx>

#### *Vehicles used for political office -bearers*

Regulation 6 introduces an expenditure ceiling for the procurement of vehicles for qualifying public office bearers. This is aligned to the notices issued in terms of the Public Office Bearers Act by the Minister of Cooperative Governance and Traditional Affairs whereby the latter Act provides for an allowance for the procurement of vehicles and the MCCR now specify the expenditure ceiling when the allowance is utilised. This is consistent with the MFMA, the management of expenditure and internal controls. Council policy must give effect to these measures.

As part of demand management, municipalities must first conduct market research, taking into account the national government transversal contract and must use the transversal contract mechanism to procure vehicles in order to realise the actual cost savings already negotiated under the contract if this is the cheaper option after all associated costs have been taken into account. The most cost effective option should be utilised. Municipal fleet should also be considered in this regard because more often than not, the municipal fleet specifications would be aligned for the specific municipal terrain.

It has become common practice for municipalities to purchase vehicles for public office bearers when a new incumbent takes office. The regulation requires municipalities to first assess the state of the current vehicle(s) that was used by the previous incumbent before purchasing a new vehicle for a public office bearer. The costs mentioned in the regulation represents total costs, including financing charges. The same ceiling applies when the municipality policy allows for rentals or leasing arrangements.

#### *Travel and Subsistence*

Regulation 7 provides the context, where viable, and does not oblige the use of public or alternative modes of transport for public office bearers, but rather requires municipalities to ensure that expenditure in this regard is reasonable and balanced against the service delivery needs and priorities of the municipality or municipal entity. This will also address the challenges faced in rural areas. The principle of prudent use of public funds as well as obtaining value for money must feature in council policies. Security and other related needs of public office bearers can be considered in council

policy, however when it comes to transport, these must not be the determining factors. The service delivery needs of the community and issues of budgetary constraints must always have a higher weighting than any other factors.

A municipality may hire a vehicle that is higher than the Group B class outlined in regulation 7(6), but only where this is required for a particular terrain or to cater for the special needs of an official or when the number of officials attending a specific event necessitate a higher class vehicle. However, this must be done with the prior approval of the accounting officer. Therefore, in determining the appropriate mode of transport to enable the performance of duties, municipalities should apply the factors mentioned in the regulation. However, these factors are not exhaustive and the cost containment policy of the municipality and municipal entity may include other factors including safety considerations.

The MCCR require municipalities and municipal entities to first consider their own fleet, where viable, prior to hiring of vehicles. The use of shuttle services, if the cost of such a service is below the cost of hiring a vehicle, and other options can be considered. Therefore, accounting officers must encourage officials and councillors to make use the most cost effective option so as to reduce travel costs. Council policy can permit employees to accept up-graded group of hired vehicles if such an up-grade is offered with no extra charge or at a lower charge than a Group B vehicle. Vehicle travel claims by employees of municipalities and municipal entities must be restricted to the actual distance travelled in excess of the normal distance from the employee's residence to his or her place of work or as may be negotiated using a motor vehicle allowance scheme. The principle of cost containment and savings should inform council's policies.

The National Treasury, on behalf of all three spheres of government, has negotiated improved upfront discounts for flights as well as discounted accommodation rates. Therefore, municipalities and municipal entities are requested to utilise these agreements to assist in implementing their respective cost containment measures, unless you can negotiate lower air travel rates or utilise other service providers that offer lower rates.

The intention with this specific measure is to ensure that institutions actually realise the discounts which have been negotiated at National Government level. These thresholds will contribute towards institutions achieving cost savings on their travel and accommodation budgets.

All rates offered to Government as of 1 April 2016 will be net and non-commissionable. This will include the informal accommodation market e.g. Guest Houses and Bed & Breakfast establishments.

In the spirit of transparency, the Office of the Chief Procurement Officer is taking a firm position on rebates, overrides or any volume driven target incentives being paid by suppliers to Travel Management Companies (TMC). As of 1 April 2016, these payments and the practice of overrides are to discontinue for Government business. The National Treasury has issued the National Travel Policy framework which can be used for municipalities and municipal entities. This framework can be accessed using the following link:

<http://www.treasury.gov.za/legislation/pfma/TreasuryInstruction/AccountGeneral.aspx>

---

## Air Travel

- The National Treasury has negotiated with South African Airways (SAA) and Comair/British Airways (BA) for upfront discounted air fares for government employees, including councillors, travelling domestically for official purpose. These Domestic Air Travel Fares will be regularly reviewed by the National Treasury (These rates are not applicable for International Air Travel).
- For SAA, the discounts range from 5% (L class) up to 30% (Y Class) for Economy Class tickets; and 10% (D Class) up to 26% (C Class) for Business Class tickets. Please note that business class is not encouraged, however where a single flight exceeds 5 hours, consideration may be applied.
- For BA the discounts range from 10% (O, Q class) up to 25% (Y Class) for Economy Class tickets; and 20% (J Class) for Business Class tickets. Please note that business class is not encouraged, however where a single flight exceeds 5 hours, consideration may be applied.
- The premise of "Best Fare on the Day" should be implemented making full use of the negotiated Government Corporate Agreements with SAA and BA Comair. Quotations are to be obtained from at least SAA and BA Comair before issue. Municipalities and municipal entities must also request quotations from other Low Cost Carriers. Please note that all discounted rates are subject to class availability.
- In order to make full use of the corporate discount with SAA and BA, municipalities and municipal entities must instruct their appointed TMCs or persons making their bookings for domestic airline tickets, to book against the relevant deal codes as detailed in Annexure B.
- Corporate agreements with SAA and BA/Comair will be made available to TMCs that are currently contracted to Government. Should the municipal TMC have not been contacted by the full service carrier representative, they are to inform National Treasury with the agent's name; physical address, contact name, email address and IATA number. Upon receipt of the information, the representatives of the full service carriers will ensure that the TMC is given access to the deal code. The TMC must have an authenticated IATA number.
- Accounting officers of municipalities and municipal entities are advised to include a clause in their respective documents that travel agencies are only permitted to make booking arrangements on behalf of municipalities and municipal entities in line with the MCCR, 2019 read together with this Circular. Current arrangements need to be updated and amended to reflect these changes.
- Disabled persons can be accommodated in economy class, however, in extremely exceptional and rare cases an Accounting Officer may approve, with evidence, other than economy class air travel.

## *Domestic Accommodation*

Regulation 8 requires municipalities and municipal entities to only book accommodation where the return trip exceeds 500 kilometres. There may be circumstances that such limitations may be impractical. For example, in instances where attendance is required over a number of days, or there is a risk to the health of the official or councillor and cost vs benefit considerations can warrant such expenditure. The council policy must address the practicalities around travelling in and out from meeting venues each day or the circumstances that pose risk to health

of the official or councillor, consistent with the cost containment principles of prudent use of public funds. The municipal cost containment policy may allow for exceptions in such instances, and approval of the Accounting Officer or delegated official would be required.

National Treasury has established maximum allowable rates for domestic accommodation. When sourcing accommodation for officials, municipalities and municipal *entities* should find options that are equal to or lower than the rates in Table 1, as contained in Annexure A to this Circular, depending on the allowable star grading and the band. Competition and cost effectiveness must remain a key principle.

#### *Credit Cards*

Regulation 9 prohibits the issuance of credit cards to municipal officials or public office bearers. A bank, or any other institution, may not issue credit cards or debit cards linked to a bank account of a municipality or a municipal entity to any councillors, entity board members, municipal or entity officials or any other person. The issuing and use of such cards for official purposes:

- contravenes section 11 and 85 of the MFMA as there is no way of ensuring that all purchases made on the card are in accordance with the items listed in the sections or as prescribed;
- contravenes section 167 of the MFMA which provides that any bursary, loan, advance or other benefit paid to a municipal councillor otherwise than in accordance with the provisions of the Remuneration of Public Office Bearers Act constitutes irregular expenditure;
- contravene section 15 of the MFMA by incurring expenditure not authorised in an approved budget;
- non-compliance with section 164 of the MFMA which provides that no municipality or municipal entity may make loans to councillors or officials of the municipality, directors or officials of the entity or members of the public;
- non-compliance with the supply chain management regulations; and
- undermine efforts to safeguard municipal funds, combat fraud and corruption, as well as other irregular practices.

While the use of petrol cards or garage cards for municipal vehicles is permitted, it must be utilised in accordance with an appropriate policy and related procedures to avoid misuse thereof. Cost containment measures should be applied in managing and planning trips.

Where officials or councillors incur expenses in relation to official municipal activities, they can use their personal credit cards or cash, and request reimbursement from the municipality in accordance with the relevant municipal policy and processes. Alternatively, the municipality should make arrangements with the service provider that the expenditure be settled directly by the municipality.

#### *Sponsorships, events and catering*

Regulation 10 requires municipalities and municipal entities to only incur catering expenses in instances where meetings, conferences, workshops, courses, forums, recruitment interviews, and proceedings of council exceed five hours. The regulation

---

therefore does not prohibit the incurrence of catering expenses, however, the duration of the meeting will be the determining factor.

The regulation also prohibits municipalities and municipal entities from incurring expenditure on alcoholic beverages, unless such expense is recovered from the sale of such beverages. This practice has previously been abused. Municipalities and municipal entities must be guided by their objectives, including where the purchase of alcoholic beverages is part of the business model, and whether expenditure on alcoholic beverage is in terms of achieving those objectives.

Reference to petty cash in the regulations must be understood to mean limits set in council policies.

Municipalities often incur expenditure on social events, team building exercises, year-end functions, sporting events or budget vote dinners using municipal funds. The regulation does not prohibit these activities but prohibits the funding of such activities using municipal funds or it being funded by any suppliers or sponsors. The regulation must be read together with regulation 38 of the SCM Regulations which deals with the combating of abuse of the SCM system when it comes to suppliers or sponsors.

#### *Communication*

Regulation 11 do not prohibit the publication in newspapers as there are legislative provisions which require municipalities and municipal entities to advertise certain processes in newspapers. This include public participation processes.

There are certain geographical areas where internet connectivity is problematic hence the regulation includes the phrase "as far as possible". The discretion is still with the municipalities and municipal entities taking into account principles of cost containment.

The regulation prohibits the purchase of newspapers unless this is required for professional purposes and where unavailable in electronic format. Therefore, municipalities and municipal entities may purchase newspapers where it is required for professional purposes. It is also noted that officials and councillors possess their own or utilise council equipment to assess information. These additional tools available to access information can be accommodated in council policies.

#### *Conferences, meetings and study tours*

Regulation 12 provides a framework within which municipalities and municipal entities must manage the attendance of conferences, events hosted by professional bodies or non-governmental institutions and study tours by municipal officials and public office bearers. It requires the municipality and municipal entity to be guided by the official's or public office bearer's role and responsibilities and must also determine whether the conference, event or study tour will address the relevant skills gaps in the institution. The number of officials or public office bearers that may attend a conference, event or study tour must be limited to three. The municipality must also be guided by its operational requirements in approving the attendance.

The benchmark cost for attendance of conferences is currently two thousand five hundred rand R2 500.

### *Other related expenditure items*

Regulation 13 addresses measures that aims to encourage the reduction and excessive spending on office furniture and equipment and other items. It prohibits the use of municipal funds for electioneering, printing of brochures, limits spend on tools of trade but is aligned to what is provided for in the Public Office Bearers Act and Notices issued in terms thereof. For example, municipal policies can address the requirements during election period as municipal officials are required to support the IEC with its mandate. On security matters, the regulations provide for an assessment to be undertaken before the provision of security measures for qualifying public office bearers can be approved. It also requires motivations to be submitted before overtime is approved or for all unplanned overtime. Municipalities and municipal entities are encouraged to ensure that proper processes are followed when dismissing and suspending officials, to minimise unnecessary legal costs. Once, more we repeat that the spirit, intent and principle of the MCCR must be applied and addressed in council policy,

### **Enforcement of cost containment measures**

The non-adherence to the provisions of the MCCR will be an act of financial misconduct as defined in section 171 and 172 of the MFMA and municipalities and municipal entities will have to implement the provisions of the Municipal Regulations on Financial Misconduct Procedures and Criminal Proceedings.

Municipalities and municipal entities are required to revise their policies and delegations. Where practical considerations are required to be addressed, these should be included in municipal/entities' policies. Municipalities are reminded that the National and Provincial Treasuries annually conducts municipal budget benchmark engagements with municipalities during which all budgets will be assessed against the cost containment measures outlined in the MCCR.

Municipalities and municipal entities are required to utilise existing reporting requirements, to report internally and externally on cost saving measures. This include reporting such savings in the Annual Report. Refer to Annexure D for a template on quarterly reporting and the annual report.

Municipalities must also ensure that there is consistency between its own policies as the parent municipality and that of its entities.

It is also requested that the measures implemented are captured in quarterly reports submitted to the Municipal Public Accounts Committee and Mayor for review and recommendations to Council on additional measures to be taken.

The contents of this Circular have been shared with the office of the Auditor-General for their application, scrutiny and assessment.



## Conclusion

It is important that the accounting officer ensures that the content of this Circular is brought to the attention of the Municipal Council, the board of directors and all other relevant officials within municipalities and municipal entities. It is recommended that:

- Municipalities and municipal entities review other finance related policies to ensure consistency with the MCCR and this Circular;
- Municipalities and municipal entities must create appropriate internal control measures, delegations and oversight mechanisms to monitor and implement cost containment measures consistent with the MCCR;
- Implementation of the cost containment measures as contained in the MCCR will assist in ensuring that the sections 62 and 167 of the MFMA are complied with to ensure that reasonable steps are taken for public resources to be used effectively, efficiently, economically, transparently and in the best interests of the local community.

Municipalities and municipal entities must refer to Annexure A, B and C for further information on rates for accommodation, table of quotes for flights, the contract options available under the current transversal contract.

Any queries on the cost containment measures should be directed to the respective National or Provincial Treasury official or MFMA helpdesk, email [mfma@treasury.gov.za](mailto:mfma@treasury.gov.za)

## Contact



**national treasury**


Department:  
National Treasury  
REPUBLIC OF SOUTH AFRICA

Post **Private Bag X115, Pretoria 0001**  
Phone **012 315 5850**  
Fax **012 315 5230**  
Email – General **[mfma@treasury.gov.za](mailto:mfma@treasury.gov.za)**  
Website **[www.treasury.gov.za/mfma](http://www.treasury.gov.za/mfma)**

**TV PILLAY**  
**CHIEF DIRECTOR: MFMA IMPLEMENTATION**  
**31 July 2019**

## Annexure A

Table 1: Rates set for Domestic Hotel Accommodation

Voucher Includes	BAND 1	BAND 2	BAND 3
	Room Only Tourism Levy VAT	Bed & Breakfast Tourism Levy VAT	Dinner, Bed and Breakfast Tourism Levy VAT 2 x soft Drinks at Dinner
<b>Graded Hotel, Boutique Hotel, Lodge or Resort</b>			
	BAND 1	BAND 2	BAND 3
1 Star	R 590	R 730	R 855
2 Star	R 920	R 1 050	R 1 230
3 Star	R 1 120	R 1 230	R 1 400
4 Star	R 1 275	R 1 380	R 1 550
5 Star	R 2 140	R 2 250	R 2 500
<b>Bed &amp; Breakfast, Country House or Guest house</b>			
	BAND 1	BAND 2	BAND 3
1 Star	R 3350	R 495	R 630
2 Star	R 510	R 670	R 830
3 Star	R 920	R 1 080	R 1 230
4 Star	R 1 020	R 1 180	R 1 330
5 Star	R 1 225	R 1 385	R 1 530
<b>Self-Catering*</b>			
	BAND 1	BAND 2	BAND 3
1 Star	R 590		
2 Star	R 920		
3 Star	R 1 120		
4 Star	R 1 275		
5 Star	R 1 475		
<b>Meals**</b>			
	BAND 1	BAND 2	BAND 3
Breakfast	R 110	R -	R -
Lunch	R 160	R 160	R 160
Dinner	R 180	R 180	R -
<b>Total</b>	<b>R 4500</b>	<b>R 340</b>	<b>R 160</b>
<p>Accommodation costs are assumed to be inclusive of Parking and Wi-Fi (if available), and exclusive of Laundry expenses.</p> <p>*Including Exclusive and Shared Facilities. Exclusive facilities offer travellers a sole occupancy unit consisting of one or more bedrooms and self-contained public areas e.g. kitchen, dining area and lounge.</p> <p>Shared Facilities consisting of one or more bedrooms and self-contained shared public areas e.g. kitchen, dining area and lounge.</p> <p>**Maximum amounts that can be claimed for meals. The claim for the actual amounts must be supported by a receipt.</p>			

- If a negotiated rate for a specific star grading is equivalent to or lower than the rate for the lower star grading, the official may be accommodated in the establishment with the higher star grading. This means that an official may be

- accommodated at a four-star establishment if the rate at the four-star establishment is the same as or lower than a three-star establishment.
- Where there is an alternative star grading indicated in **Table 1** (i.e. 4/5 or 3/4), the maximum allowable rate of the lower star grading will be the benchmark. The higher star grading can only be booked if:
    - a. the higher star graded facility is the only available option due to location and availability; or
    - b. the municipality or municipal entity has negotiated lower rates with the higher star graded facility.

**Annexure B: BA/COMAIR and SAA Deal Codes per Municipality**

Municipalities and municipal entities should use the following codes when requesting quotes from BA/COMAIR.

<b>MUNICIPALITIES</b>	
<b>NAME</b>	<b>DEAL CODE</b>
<b>EASTERN CAPE</b>	
<b>Alfred Nzo District Municipality</b> Matatiele, Mbizana, Ntabankulu and uMzimvubu	1020907
<b>Amathole District Municipality</b> Amahiathi, Mquma, Ngqushwa, Raymond Mhlaba, Mbashe and Great Kei,	1020906
<b>Buffalo City Metropolitan Municipality</b>	1020901
<b>Chris Hani District Municipality</b> Emalahleni, Engcobo, Intsika, Inxuba, Sakhisizwe and Enoch Mgijima	1020908
<b>Joe Gqabi District Municipality</b> Elundini, Walter Sisulu and Senqu	1020909
<b>Nelson Mandela Bay Metropolitan Municipality</b>	1020899
<b>OR Tambo District Municipality</b> Ingquza Hill, King Sabata Dalindyebo, Mhiontlo, Nyandeni and Port St Johns	1020903
<b>Sarah Baartman District Municipality</b> Dr Beyers Naudé, Blue Crane Route, Makana, Ndlambe, Sundays River Valley, Kouga and Kou-kamma	1020921
<b>FREE STATE</b>	
<b>Fezile Dabi District Municipality</b> Mafube, Moqhaka, Metsimaholo and Ngwathe	1020922
<b>Lejweleputswa District Municipality</b> Masilonyana, Matjhabeng, Nala, Tokologo and Tswelopele	1020923
<b>Mangaung Metropolitan</b>	1020923
<b>Thabo Mafutsanyana District</b> Dihlabeng, Maluti - a- Phofung, Mantsopa, Nketoana, Phumelela and Setsoto	1020924
<b>Xhariep District</b> Kopanong, Letsemeng and Mohokare	1020925
<b>GAUTENG</b>	
<b>City of Johannesburg Metropolitan</b>	1020900
<b>City of Tshwane Metropolitan</b>	1020898
<b>Ekurhuleni Metropolitan</b>	1020904
<b>Sedibeng District</b> Emfuleni, Lesedi and Midvaal	1020926
<b>West Rand District</b> Merafong, Mogale City, Rand West	1020927
<b>KWAZULU-NATAL</b>	
<b>eThekweni Metropolitan</b>	1008810
<b>iLembe District Municipality</b> KwaDukuza, Mandeni, Maphumulo and Ndwedwe	1020929
<b>Harry Gwala District Municipality</b> Greater Kokstad, Uhlebezwe, Umzimkhulu and Dr Nkosazana Dlamini Zuma	1020835
<b>Ugu District Municipality</b> uMdoni, Umzumbi, uMuziwabantu and Ray Nkonyeni	1020836

<b>MUNICIPALITIES</b>	
<b>NAME</b>	<b>DEAL CODE</b>
<b>uMgungundlovu District Municipality KZN</b> uMshwathi, uMngeni, Mpofana, Impendle, Msunduzi, Mkhambathini and Richmond	1020837
<b>uMkhanyakude District Municipality KZN</b> Umhlabuyalingana, Jozini, Mtubatuba and Big Five Hlabisa	1020838
<b>uMzinyathi District Municipality KZN</b> Endumeni, Nquthu, Msinga, Umvoti	1020839
<b>uThukela District Municipality</b> Okhahlamba, iNkosi Langalibalele and Alfred Duma	1020840
<b>King Cetshwayo district Municipality</b> uMfolozi, uMhlathuze, uMlalazi, Mthonjaneni and Nkandla	1020841
<b>Zululand District Municipality KZN</b> eDumbe, uPhongolo, Abaqulusi, Nongoma and Ulundi	1020842
<b>LIMPOPO</b>	
<b>Capricon District Municipality</b> Blouberg, Lepelle-Nkumpi, Molemole and Polokwane	1020843
<b>Mopani District Municipality</b> Ba-Phalaborwa, Greater Giyani, Greater Letaba, Greater Tzaneen and Maruleng	1020844
<b>Sekhukhune District Municipality LM</b> Ephraim Mogale, Elias Motsoaledi, Makhuduthamaga and Fetakgomo Tubatse	1020845
<b>Vhembe District Municipality LM</b> Musina, Thulamela, Makhado and Collins Chabane	1020846
<b>Waterberg District Municipality</b> Thabazimbi, Lephalale, Bela Bela, Mogalakwena and Modimolle-Mookgophong	1020847
<b>MPUMALANGA</b>	
<b>Ehlanzeni District Municipality</b> Thaba Chweu, Nkomazi, Bushbuckridge and City of Mbombela	1020902
<b>Gert Sibande District</b> Albert Luthuli, Dipaleseng, Govan Mbeki, Lekwa, Mkhondo, Msukaligwa and Pixley Ka Isaka Seme	1020848
<b>Nkangala District</b> Dr JS Moroka, Emakhazeni, Emalahleni, Steve Tshwete, Thembisile Hani and Victor Khanye	1020849
<b>NORTH WEST</b>	
<b>Bojanala Platinum District</b> Kgetlengriver, Madibeng, Moretele, Moses Kotane and Rustenburg	1020850
<b>Dr Kenneth Kaunda District Municipality</b> City of Matlosana, Maquassi and JB Marks	1020851
<b>Dr Ruth Segomotsi Mompoti District Municipality</b> Greater Taung, Kagisano-Molopo, Lekwa-Teemane, Mamusa and Naledi	1020852
<b>Ngaka Modiri Molema District Municipality</b> Ditsobotla, Mahikeng, Ramotshere, Ratlou and Tswaing	1020853
<b>NORTHERN CAPE</b>	
<b>John Taolo Gaetsewe</b> Ga-Segonyana, Joe Morolong and Gamagara	1020909
<b>Namakwa</b> Hantam, Kamiesberg, Karoo Hoogland, Khai-Ma, Nama Khoi and Richtersveld	1020856

<b>MUNICIPALITIES</b>	
<b>NAME</b>	<b>DEAL CODE</b>
<b>Pixley Ka Seme</b> Emthanjeni, Kareeberg, Renosterberg, Siyancuma, Siyathemba, Thembelihle, Ubuntu and Umsobomvu	1020857
<b>ZF Mgcawu</b> !Kai! Garib, !Kheis, Tsantsabane, Kgatelopele and Dawid Kruiper	1020858
<b>WESTERN CAPE</b>	
<b>Cape Winelands District Municipality</b> Witzenberg, Drakenstein, Stellenbosch, Breede Valley and Langeberg	1020859
<b>Central Karoo District Municipality</b> Beaufort West, Laingsburg and Prince Albert	1020859
<b>City of Cape Town Metro</b>	1008771
<b>Garden Route District Municipality</b> Bitou, George, Hessequa, Kannaland, Kynsna, Mossel Bay and Oudtshoorn	1020861
<b>Overberg District Municipality</b> Cape Agulhas, Overstrand, Swellendam and Theewaterskloof	1020862
<b>West Coast District Municipality</b> Bergrivier, Cederberg, Matzikama, Swartland and Saldanha Bay	1020863

Municipalities and municipal entities not listed above should use the following details to contact BA/Comair to obtain a deal code:

#### Contact Details

Nangamso Letlape: National Account Manager: Government  
[Nan.letlape@comair.co.za](mailto:Nan.letlape@comair.co.za)

Municipalities and municipal entities should use the following deal code when requesting quotations from SAA: CK3828. In order to arrange access to the deal codes, travel management companies servicing municipalities and municipal entities should contact the following SAA representatives:

#### Contact Details

Eastern Cape: Tracy Mentzel ([tracymentzel@flysaa.com](mailto:tracymentzel@flysaa.com))  
 Western Cape: Enid Sinequan ([enidsinequan@flysaa.com](mailto:enidsinequan@flysaa.com))  
 KwaZulu-Natal: Kriba Govender ([kribagovender@flysaa.com](mailto:kribagovender@flysaa.com))  
 All other provinces: Mark Steele ([marksteele@flysaa.com](mailto:marksteele@flysaa.com))

---

**Annexure C: RT15-2016 Mobile Communication Services****1. ONE ACCOUNT**

The enterprise bundle account will be in the name of the municipality and no longer in the name of an individual mobile user. Individual mobile user contracts (lines) will be migrated to the enterprise bundle account as follows:

- Vodacom individual mobile user contracts (lines) will be migrated immediately irrespective of their contract period at no penalty.
- Non-Vodacom mobile user contracts (lines) will be left to run their contract periods. On expiry of the contract, they will be ported and migrated to the enterprise bundle account.
- Vodacom may consider buying out existing contracts that are left with less than six (06) months to expiry. These will be on a case-by-case basis.

**2. BUNDLE SUBSCRIPTIONS**

The enterprise bundle solution is a pool of minutes, data and SMSs consumed by all mobile users in a municipality. A municipality can customise the pool of voice, data and SMSs to meet its mobile requirements. The minimum bundle options available are as follows:

**2.1 Enterprise Voice Bundle WITH Hardware Fund**

A device with 400 domestic voice minutes, 500 closed user group minutes that allow calls for free to all numbers (all state institutions) participating on RT15, 600MB, and 100 SMSs at a monthly subscription of R463.98 inclusive of VAT.

- The device is managed separately. Vodacom (Pty) Ltd "Vodacom" creates a hardware fund account by allocating R3990 inclusive of VAT per mobile user to create the hardware fund. The municipality will procure any terminal (device) from the hardware fund. The municipality will choose any devices that are fit for its purpose.
- If a municipality allocates devices within the hardware fund limit, there will be no payment to Vodacom. Vodacom Operations and Billing together with the municipality will reconcile the hardware fund.
- If a municipality allocates devices in excess of the hardware fund limit, there will be payment for the excess to Vodacom. The excess can either be paid once-off or it can be paid by amortisation for a certain period as agreed with Vodacom. Vodacom will invoice the municipality once, where there is an agreement to pay the excess once-off. Vodacom will invoice monthly where the agreement is an amortisation payment.

## 2.2 Enterprise Voice Bundle WITHOUT a Hardware Fund (SIM only)

- 400 domestic voice minutes, 500 closed user group minutes that allow calls for free to all numbers (all state institutions) participating on RT15, 600MB, and 100 SMS's at a monthly subscription of R320.84 inclusive of VAT.
- No hardware fund is applicable with this bundle.

## 2.3 Enterprise Data Bundle (SIM only)

- The enterprise data bundle solution is a pool of data consumed by all mobile users in a municipality. A municipality can customise the pool of data to meet its mobile requirements.
- 800MB of data at a monthly subscription of R100.32 inclusive of VAT.
- No hardware fund is applicable with this bundle.

## 3. Other services available on RT15

- Internet of Things (e.g. Any asset management including Smart Metering);
- Enterprise mobility management (Any mobile applications);
- Roaming (Zone 1 are Vodafone Countries where daily access fee is waived and home rates are charged, there are roaming agreements on Zone 2 where daily access fee is reduced by 50%, No Roaming agreement on Zone 3 where SMS charges are reduced by 50%)
- Device security;
- Bulk SMS including USSD;
- APN (Access Point Node);
- Push-to-talk (using a mobile device);
- Value Added Services;
- Insurance for Devices;
- Unified Communications (e.g. Video Conferencing, One-Net etc.); and

All these services come with a commitment by Vodacom of Best Quality network – there is an agreement with Vodacom to ensure coverage on all areas where there is public service rendered. Municipalities must contact the National Treasury where there are coverage requirements.



#### 4. **Contact Details**

- **National Treasury**

For all transversal contract and participation queries, please use the following link to contact the relevant official on transversal contracts.

<http://www.treasury.gov.za/divisions/ocpo/ostb/contracts/Transversal%20Contracting%20Contact%20List%2001%20June%202019.pdf>

- **Vodacom**

All on-boarding queries by participating municipalities should be directed by Administrators to 08217875 and/or Email Address: [national.treasury@vodacom.co.za](mailto:national.treasury@vodacom.co.za). For all mobile users within a participating municipality the contact number is 0821940.

**Annexure D: Total Cost Savings Disclosure in the In-Year and Annual Report**

Measures	Cost Containment In-Year Report					
	Budget	Q1	Q2	Q3	Q4	Savings
	R'000	R'000	R'000	R'000	R'000	R'000
Use of consultants						
Vehicles used for political office -bearers						
Travel and subsistence						
Domestic accommodation						
Sponsorships, events and catering						
Communication						
Other related expenditure items						
<b>Total</b>						

Cost Containment Measure	Cost Containment Annual Report		
	Budget	Total Expenditure	Savings
	R'000	R'000	R'000
Use of consultants			
Vehicles used for political office -bearers			
Travel and subsistence			
Domestic accommodation			
Sponsorships, events and catering			
Communication			
Other related expenditure items			
<b>Total</b>			

**Annexure D: Total Cost Savings Disclosure in the In-Year and Annual Report Cost**

Cost Containment In-Year Report Measures						
Measures	Budget	Q1	Q2	Q3	Q4	Savings
	R'000	R'000	R'000	R'000	R'000	R'000
Use of consultants	11,962,910.00	494,032.04	3,507,683.79	3,680,286.28	2,069,778.10	2,211,129.79
Vehicles used for political office-bearers	490,400.00	104,389.64	95,065.97	118,917.32	125,510.95	46,516.12
Travel and subsistence	1,530,625.00	103,729.84	156,430.46	136,015.48	215,595.95	918,853.27
Domestic accommodation	1,775,277.00	9,365.56	356,311.81	119,745.86	509,970.64	779,883.13
Sponsorships, events and catering	583,604.00	11,369.00	60,345.00	46,180.17	89,541.49	376,168.34
Communication	4,137,176.00	401,189.97	594,496.74	788,520.16	1,321,599.36	1,031,369.77
Other related expenditure items	1,343,780.00	222,836.38	294,136.43	358,117.18	362,583.07	106,106.94
<b>Total</b>	<b>21,823,772.00</b>	<b>1,346,912.43</b>	<b>5,064,470.20</b>	<b>5,247,782.45</b>	<b>4,694,579.56</b>	<b>5,470,027.36</b>

Cost Containment Annual Report		
Cost Containment Measures	Budget	Savings
	R'000	R'000
Use of consultants	11,962,910.00	2,211,129.87
Vehicles used for political office-bearers	490,400.00	46,516.12
Travel and subsistence	1,530,625.00	918,853.27
Domestic accommodation	1,775,277.00	779,882.69
Sponsorships, events and catering	583,604.00	376,168.34
Communication	4,137,176.00	1,031,369.77
Other expenditure items	1,343,780.00	106,106.94
<b>Total</b>	<b>21,823,772.00</b>	<b>5,470,027.00</b>

**Annexure D: Total Cost Savings Disclosure in the In-Year and Annual Report Cost**

Measures	Cost Containment In-Year Report Measures				Savings R'000
	Budget R'000	Q1 R'000	Q2 R'000	Q3 R'000	
Use of consultants	11,962,910.00	494,032.04	3,507,683.79	3,680,286.28	2,211,129.87
Vehicles used for political office -bearers	490,400.00	104,389.64	95,065.97	118,917.32	46,516.12
Travel and subsistence	1,530,625.00	103,729.84	156,430.46	136,015.48	918,853.27
Domestic accommodation	1,775,277.00	9,365.56	356,311.81	119,745.86	779,883.13
Sponsorships, events and catering	583,604.00	11,369.00	60,345.00	46,180.17	376,168.34
Communication	4,137,176.00	401,189.97	594,496.74	788,520.16	1,031,369.77
Other related expenditure items	1,343,780.00	222,836.38	294,136.43	358,117.18	106,106.94
<b>Total</b>	<b>21,823,772.00</b>	<b>1,346,912.43</b>	<b>5,064,470.20</b>	<b>5,247,782.45</b>	<b>5,470,027.44</b>

Cost Containment Measures	Cost Containment Annual Report		Savings R'000
	Budget R'000	Total Expenditure R'000	
Use of consultants	11,962,910.00	9,751,780.13	2,211,129.87
Vehicles used for political office -bearers	490,400.00	443,883.88	46,516.12
Travel and subsistence	1,530,625.00	611,771.73	918,853.27
Domestic accommodation	1,775,277.00	995,393.87	779,883.13
Sponsorships, events and catering	583,604.00	207,435.66	376,168.34
Communication	4,137,176.00	3,105,806.23	1,031,369.77
Other expenditure items	1,343,780.00	1,237,673.06	106,106.94
<b>Total</b>	<b>21,823,772.00</b>	<b>16,353,744.56</b>	<b>5,470,027.44</b>

000301