



Main Street
Creighton, 3263

P.O Box 62

Creighton 3263

Phone: +27 39 833 1038

Fax: +27 39 833 1179

Email: mailbox@ndz.gov.za

www.ndz.gov.za

A Better Place for All

FINANCE COMMITTEE MEETING

AGENDA

FOR THE MEETING TO BE HELD ON

TUESDAY, 18TH APRIL 2021

VIRTUALLY THROUGH MICROSOFT TEAMS

AT 10: 00 A.M.

FINANCE COMMITTEE MEETING


NOTICE OF A FINANCE COMMITTEE MEETING

Dear Members

MEETING OF A FINANCE COMMITTEE

Notice is hereby given in terms of the Municipal Finance Management Act, No 56 of 2003, that a Finance Committee Meeting of the **Dr. Nkosazana Dlamini- Zuma Local Municipality** will be held virtually through **Microsoft Teams** on **Tuesday, 18th May 2021 at 10:00 a.m.** for the purpose of considering the items as contained in the attached agenda.

Yours faithfully



CLLR. P.N. MNCWABE
CHAIRPERSON/MAYOR

index

01.	OPENING & WELCOME	
02.	NOTICE OF THE MEETING	
03.	APPLICATION FOR LEAVE OF ABSCENCE	
04.	ACCEPTANCE OF THE AGENDA	
05.	DECLARATION OF INTEREST	
06.	<u>ANNOUNCEMENTS</u>	
07.	PRESENTATIONS	
08.	<u>CONFIRMATION OF MINUTES FROM PREVIOUS MEETING</u>	
	08.01. Minutes of a Finance Committee Meeting that was held on the 16 th April 2021	
	08.02. Minutes of a Finance Committee Meeting that was held on the 22 nd April 2021 (continuation meeting)	
09.	<u>REPORTS FOR NOTING AND CONSIDERATION FOR THE MONTH OF APRIL 2021:</u>	
	09.01. Report on Section 71 of the MFMA:	1
	09.02. Report on Expenditure Management:	80
	09.03. Report on Debt and Revenue Management	99
	09.04. Report on Supply Chain Management:	128
	09.05. Report on Contracts Management	168
	09.06. Report on Fleet Management:	177
	09.07. Report on Traffic Fines Tickets Write off	183
	09.08. Report on Asset Disposal- Transportation Assets	193
10.	URGENT REPORTS	
11.	CLOSURE	

MINUTES OF DR NDZ FINANCE COMMITTEE MEETING HELD ON THE 16th APRIL 2021 THROUGH MICROSOFT TEAMS AT 10:00 A.M:

Present:	Cllrs	K.A. Hadebe	- Acting Chairperson
		D. Adam	- Exco Member
		N.C. Mbanjwa	- Committee Member
		T. Ndlovu	- Committee Member
	Merrs	Mr. P. Mtungwa	- Deputy CFO
		Mr. Z.L. Dlamini	- Assistant PWBS Manager
		Mr. J. Mazibuko	- DTPS Manager
		Mr. W.M. Dlamini	- Community Safety Services Manager
		Mr. SPM Ngcobo	- Senior Admin Officer
		Mr. S.S. Zondi	- Committee Officer
		Mr. S. Mbatha	- ICT Manager (Organizer)
	Mesdames	Mrs. N. Vakalisa	- Strategic Support Services Manager
LEAVE OF ABSENCE:		Cllr. P.N. Mncwabe	- Mayor/ Chairperson
		Mr. KMB Mzimela	- CFO
		Mr. J. Sondezi	- Corporate Support Services Manager
		Mr. S.V. Mngadi	- PWBS Manager
		Mrs. Z. Mlata	- Community Services Manager

ITEMS	MINUTES	ACTION & TIMEFRAME
01.	<p>OPENING: MOMENT OF REFLECTION: Mr. P. Mtungwa officially opened the by welcoming all present. He then advised the committee to nominate an acting Chairperson for this meeting hence the Chairperson had tendered an apology due to a service delivery protest that she had to attend to.</p> <p>Cllr. T. Ndlovu proposed that Cllr. K.A. Hadebe act as Chairperson and Cllr. D. Adam seconded.</p>	

The meeting was adjourned at 11:00 a.m.

CLLR. K.A. HADEBE
ACTING CHAIRPERSON

DATE

06.	<p>OFFICIAL ANNOUNCEMENTS:</p> <ul style="list-style-type: none"> • None 																	
07.	<p>PRESENTATIONS:</p> <ul style="list-style-type: none"> • None. 																	
09.	<p>REPORTS FOR NOTING AND CONSIDERATION- MARCH 2021 REPORTS:</p> <p>09.01. REPORT ON SECTION 71 OF MFMA: The CFO gave a report on the abovementioned item. He informed the committee that the purpose of the report is to comply with Section 71 of the Municipal Finance Management Act (MFMA) and the requirements as promulgated in the Gazette No 32141 of 17 April 2009. A detailed report was attached to the agenda for more information.</p> <p>Summary of financial performance for the period:</p> <table border="1" data-bbox="347 891 1289 1285"> <tr> <td>Actual Revenue to Budgeted Revenue (Billed)</td> <td>95%</td> </tr> <tr> <td>Actual Opex to Budgeted Opex</td> <td>57%</td> </tr> <tr> <td>Actual Capex to Budgeted Capex</td> <td>28%</td> </tr> <tr> <td>Employee related cost</td> <td>68%</td> </tr> <tr> <td>Councillors Remuneration</td> <td>73%</td> </tr> <tr> <td>Conditional Grants Expenditure</td> <td>73%</td> </tr> <tr> <td>Creditors Age Analysis</td> <td>100% creditors paid</td> </tr> <tr> <td>Debt Collection rate</td> <td>80%</td> </tr> </table> <p>Balances for the period ending on the 31 March 2021:</p> <ol style="list-style-type: none"> 1. Surplus: R105,120,050.93. 2. Cash & Cash equivalent: R219,103,433.36. 3. Capital Expenditure: R 33,049,564.40. 4. Trade & Other receivables: R 73,954,978.95. 5. Trade & Other Payables: R 120,750.00. 6. Conditional Grants: R 51,087,977.03. <p>Traffic fines: Cllr. D. Adam advised that the municipality should engage the newly appointed magistrate at Himeville court to assist in resolving the issue traffic fines collection.</p> <p>The CFO agreed and further emphasized the need to revise traffic fines collection plan.</p> <p>Bank statements: Cllr. D. Adam requested that bank statements should be</p>	Actual Revenue to Budgeted Revenue (Billed)	95%	Actual Opex to Budgeted Opex	57%	Actual Capex to Budgeted Capex	28%	Employee related cost	68%	Councillors Remuneration	73%	Conditional Grants Expenditure	73%	Creditors Age Analysis	100% creditors paid	Debt Collection rate	80%	
Actual Revenue to Budgeted Revenue (Billed)	95%																	
Actual Opex to Budgeted Opex	57%																	
Actual Capex to Budgeted Capex	28%																	
Employee related cost	68%																	
Councillors Remuneration	73%																	
Conditional Grants Expenditure	73%																	
Creditors Age Analysis	100% creditors paid																	
Debt Collection rate	80%																	

	<p>consolidated and they all should use the same address.</p> <p>The CFO assured the committee that the banks would be approached regarding the issue of address.</p> <p>RECOMMENDATIONS: 1. That the committee notes the report.</p> <p>Proposed by: Cllr. T. Ndlovu Seconded by: Cllr. D. Adam</p>	
<p>09.02.</p>	<p><u>REPORT ON COST CONTAINMENT MEASURES FOR 2020/2021 FINANCIAL YEAR FOR THE THIRD QUARTER:</u></p> <p>The CFO gave a presentation on the abovementioned item. He stated that the purpose of the report is to present the 2020/21 Annexure D of Circular 97 for Cost Containment Measures of Third Quarter for consideration and adoption by Council.</p> <p>Annexure D of Circular 97 for Cost Containment Measures for Third Quarter of 2020/2021 Financial Year was attached to the report.</p> <p>RECOMMENDATIONS:</p> <ul style="list-style-type: none"> • That the committee notes the report. • That the committee recommends to Exco/Council to adopt Annexure D of Circular 97 for Cost Containment Measures for Third Quarter of 2020/2021 Financial Year. <p>Proposed by Cllr. D. Adam Seconded by Cllr. T. Ndlovu</p>	
<p>09.03.</p>	<p><u>REPORT TO COUNCIL ON THE INCLUSION OF ADDITIONAL BUDGET FUNDING FOR ELECTRIFICATION OF GREATER STEPMORE/ RIDGE AND GREATER NGWAGWANE TO THE 2020/2021 BUDGET:</u></p> <p>The CFO gave a presentation on the abovementioned item. He stated that the purpose of the report is to report to the committee about the inclusion of additional funding of R2.4 million to the 2020/2021 Budget for electrification of Greater Stepmore/ Ridge and Greater Ngwagwane.</p> <p>An application of additional funding was made by the municipality to the Department of Mineral Resources and Energy to be used in the project of electrification of Greater Stepmore and Greater Ngwagwane. Approval was granted to the Municipality, an additional funding of R2,4 million has been deposited to the municipal bank account as per the bank statement in the annexure. A first addendum to the Memorandum of Agreement was attached.</p>	

	<p>Proposed by Cllr. T. Ndlovu Seconded by Cllr. D. Adam</p>	
09.09.	<p><u>CONTRACTS REPORT FOR CONTRACT MANAGEMENT UNIT:</u> The CFO gave a presentation on the abovementioned item. A detailed report on Contracts Management was attached to the agenda for more information.</p> <p>RECOMMENDATIONS:</p> <ul style="list-style-type: none"> • That the committee notes the report. <p>Proposed by Cllr. D. Adam Seconded by Cllr. T. Ndlovu</p>	
09.10.	<p><u>REPORT ON FLEET MANAGEMENT:</u> The CFO gave a presentation on the abovementioned item. He Stated that the purpose of the report is to inform the committee about fleet management of the municipality. A detailed report was attached to the Agenda.</p> <p>ANNEXURES:</p> <ol style="list-style-type: none"> 1. Tyres information 2. Repairs information 3. Accidents information 4. Vehicles to be disposed 5. Cost Analysis <p>RISKS:</p> <ol style="list-style-type: none"> 1. Vehicle Abuse 2. Accidents 3. Car Theft <p>RECOMMENDATIONS</p> <ol style="list-style-type: none"> 1. That the committee notes the report <p>Proposed Cllr. D. Adam Seconded by: Cllr. T. Ndlovu</p>	
10.	<p><u>CLOSURE:</u> The Chairperson thanked all members and officials for their contribution to the meeting. The CFO closed the meeting with a prayer after a request from the Chairperson. The meeting was closed at 14:20 p.m.</p>	

The meeting was closed at 14:20 p.m.

CLLR. P.N. MNCWABE
MAYOR/CHAIRPERSON

DATE

**REPORT TO THE DR NKOSAZANA DLAMINI ZUMA MUNICIPAL
COUNCIL**

Author : Chief Financial Officer

1st Level – Finance Portfolio Committee

2nd Level – Executive Committee

3rd Level – Municipal Council

**SUBJECT: PRELIMINARY MONTHLY IN YEAR MONITORING FINANCIAL REPORT
FOR THE MONTH OF 30 APRIL 2021**

PART 1 – MONTHLY REPORT**1.1 PURPOSE**

The purpose of this report is to comply with section 71 of the Municipal Finance Management Act (MFMA) and the requirements as promulgated in the Government Gazette No 32141 of 17 April 2009.

1.2 STRATEGIC OBJECTIVE

To ensure good governance, financial viability and optimal institutional transformation with capacity to execute its mandate.”

1.3 BACKGROUND

Section 71 of the MFMA and in terms of Section 28 of the Government Notice 32141 dated 17 April 2009, regarding the “Local Government: Municipal Finance Management Act 56 of 2003, Municipal Budget and Reporting Regulations” necessitates that specific financial particulars be reported on and in the format prescribed, hence this report to meet legislative compliance.

Section 71(1) The accounting officer of a municipality must by no later than 10 working days after the end of each month submit to the mayor of the municipality and the relevant treasury a statement in the prescribed format on the state of the municipality’s budget reflecting the following particulars for the month and for the financial year up to the end of that month: ...”.

“**Section 28 of government notice:** The monthly budget statement of a municipality must be in the format specified in Schedule C and include all the required tables, charts and explanatory information, taking into account any guidelines issued by the Minister in terms of section 168(1) of the Act.”

For the reporting period ending 30 April 2021 the ten working day reporting limit expired on **14 May 2021**.

1.4 RECOMMENDATIONS

That, in compliance with, Section 71 of the MFMA and in terms of Government Notice 32141 dated 17 April 2009, regarding the “Local Government: Municipal Finance Management Act 2003 Municipal Budget and Reporting Regulations” the preliminary financial results regarding the operating and capital budgets for the April 2020/21 financial year, and supporting documents as required by National Treasury (Schedule C) be submitted to Full Council Committee.

1.5 That the Committee approves the following:

- 1.5.1. Surplus for the period ending 30 April 2021 is R 101,293,392.86
- 1.5.2 Cash & Cash Equivalent for the period ending 30 April 2021 is R 203,756,455.16
- 1.5.3 Capital Expenditure for the period ending April 2021 is R 6,236,060.07
- 1.5.4 Trade Receivables for the period ending April is R 68,783,859.26
- 1.5.5 Trade and other payables for the period ending April 2021 is R 120,750.00
- 1.5.6 Conditional Grants for the period ending 30 April 2021 is R 59,395,733.09

1.6 Financial Ratios

Summary of Financial Performance	Actual Year to date (YTD)
Actual Revenue to Budgeted Revenue	98%
Actual Opex to Budgeted Opex	64%
Actual Capex to Budgeted Capex	33%
Employee related cost	76%
Councillors Remuneration	81%
Conditional Grants Expenditure	86%
Cash Coverage ratio	13.2 Months
Creditors Age Analysis	100% creditors paid
Debt Collection rate	73 %

2. EXECUTIVE SUMMARY

The below analysis is a high-level assessment based on revenue and expenditure recognised on the Municipal Financial System. It is incumbent on the necessary user business units and user departments to ensure the completeness, Validity and accuracy of the information provided for the purposes of the assessment and bring to the attention of the council any further business units items which are not fully elaborated below.

2.1 Operating Budget

Summary financial performance report for the period ending 30 April 2021

The SFP shown in Annexure A, Table C4, is prepared on a similar basis to the prescribed budget format, detailing revenue by source type and expenditure by input type. The summary report indicates the following:

DESCRIPTION	2020/21 ADJUSTED BUDGET R'000	YTD BUDGET 30/04/2021 R'000	ACTUALS AS AT 30/04/2021 R'000
Total Revenue	215,133,704.00	179,277,960.00	211,118,515.79
Total Expenditure	205,516,313.00	171,253,310.00	131,833,733.40
Operating Surplus	9,617,391.00	8,024,650.00	79,284,782.39
Transfers recognised - capital	29,442,050.00	24,535,040.00	22,008,610.47
Surplus for the year	39,059,441.00	32,559,690.00	101,293,392.86

2.2 Monthly Budget Tables

Table C1 below provides a summary of the overall performance in the Municipality and is unpacked in the sections that follow.

KZN436 Dr Nkosazana Dlamini Zuma - Table C1 Monthly Budget Statement Summary - M10 April

Description	2019/20	Budget Year 2020/21							
	Audited Outcome	Original Budget	Adjusted Budget	Monthly actual	YearTD actual	YearTD budget	YTD variance	YTD variance %	Full Year Forecast
R thousands									
Financial Performance									
Property rates	33 001	34 425	28 649	2 933	28 754	23 874	4 880	20%	28 649
Service charges	3 423	3 608	3 893	298	2 962	3 244	(282)	-9%	3 893
Investment revenue	8 172	8 090	6 100	461	4 853	5 083	(231)	-5%	6 100
Transfers and subsidies	135 794	143 638	168 944	1 044	167 123	140 787	26 336	19%	168 944
Other own revenue	14 291	14 221	7 547	705	7 427	6 289	1 138	18%	7 547
Total Revenue (excluding capital transfers and contributions)	194 682	203 982	215 134	5 441	211 119	179 278	31 841	18%	215 134
Employee costs	58 124	70 219	70 219	5 172	53 054	58 515	(5 462)	-9%	70 219
Remuneration of Councilors	11 598	11 901	11 901	966	9 665	9 918	(253)	-3%	11 901
Depreciation & asset impairment	27 481	41 625	34 752	2 639	25 708	28 960	(3 252)	-11%	34 752
Finance charges	181	291	291	4	143	243	(100)	-41%	291
Materials and bulk purchases	1 986	3 998	5 795	116	1 064	4 829	(3 765)	-78%	5 795
Transfers and subsidies	1 496	1 990	2 987	707	1 869	2 489	(620)	-25%	2 987
Other expenditure	68 748	73 251	79 571	3 951	40 332	66 300	(25 968)	-39%	79 571
Total Expenditure	169 614	203 276	205 516	13 555	131 834	171 253	(39 420)	-23%	205 516
Surplus/(Deficit)	25 068	706	9 617	(8 114)	79 285	8 025	71 260	888%	9 617
Transfers and subsidies - capital (monetary allocations)	31 240	26 989	29 442	4 677	22 009	24 535	(2 526)	-10%	29 442
Contributions & Contributed assets	-	-	-	-	-	-	-	-	-
Surplus/(Deficit) after capital transfers & contributions	56 308	27 695	39 059	(3 436)	101 293	32 560	68 734	211%	39 059
Share of surplus/ (deficit) of associate	-	-	-	-	-	-	-	-	-
Surplus/ (Deficit) for the year	56 308	27 695	39 059	(3 436)	101 293	32 560	68 734	211%	39 059
Capital expenditure & funds sources									
Capital expenditure	77 287	101 077	119 608	6 236	39 286	99 673	(60 387)	-61%	119 608
Capital transfers recognised	33 643	27 074	29 442	4 155	19 266	24 535	(5 269)	-21%	29 442
Public contributions & donations	-	-	-	-	-	-	-	-	-
Borrowing	-	-	-	-	-	-	-	-	-
Internally generated funds	44 242	74 003	90 166	2 081	20 020	75 138	(55 118)	-73%	90 166
Total sources of capital funds	77 885	101 077	119 608	6 236	39 286	99 673	(60 387)	-61%	119 608
Financial position									
Total current assets	11 110	120 241	119 456		246 961				119 456
Total non current assets	48 335	545 310	515 170		444 892				515 170
Total current liabilities	1 908	(63 387)	55 625		50 618				55 625
Total non current liabilities	(285)	17 397	18 212		18 212				18 212
Community wealth/Equity	1 513	503 763	560 789		521 730				560 789
Cash flows									
Net cash from (used) operating	(5 708)	202 232	75 204	(3 547)	(308 457)	62 670	371 127	592%	75 204
Net cash from (used) investing	-	8 581	1 200	-	-	1 000	1 000	100%	1 200
Net cash from (used) financing	-	-	-	-	-	-	-	-	-
Cash/cash equivalents at the month/year end	(5 708)	299 604	200 607	-	(184 254)	187 873	372 127	198%	200 607
Debtors & creditors analysis	0-30 Days	31-60 Days	61-90 Days	91-120 Days	121-150 Dys	151-180 Dys	181 Dys-1 Yr	Over 1Yr	Total
Debtors Age Analysis									
Total By Income Source	(341)	1 881	1 730	1 638	1 594	1 560	8 140	53 582	69 784
Creditors Age Analysis									
Total Creditors	9 959	-	-	-	-	-	-	47	10 006

Financial Performance

Table C2 provides the statement of financial performance by standard classification

KZN436 Dr Nkosazana Dlamini Zuma - Table C2 Monthly Budget Statement - Financial Performance (functional classification) - M10 April

Description	Ref	Budget Year 2020/21								
		2019/20 Audited Outcome	Original Budget	Adjusted Budget	Monthly actual	YearTD actual	YearTD budget	YTD variance	YTD variance %	Full Year Forecast
R thousands	1									
Revenue - Functional										
<i>Governance and administration</i>		180 758	191 341	202 564	4 315	200 648	168 803	31 844	19%	202 564
Executive and council		-	-	-	-	-	-	-	-	-
Finance and administration		180 758	191 341	202 564	4 315	200 648	168 803	31 844	19%	202 564
Internal audit		-	-	-	-	-	-	-	-	-
<i>Community and public safety</i>		11 307	6 397	7 949	442	5 255	6 624	(1 370)	-21%	7 949
Community and social services		10 051	3 804	6 213	350	4 608	5 177	(589)	-11%	6 213
Sport and recreation		95	-	-	-	-	-	-	-	-
Public safety		1 161	2 154	1 536	92	647	1 280	(634)	-49%	1 536
Housing		-	439	200	-	-	167	(167)	-100%	200
Health		-	-	-	-	-	-	-	-	-
<i>Economic and environmental services</i>		30 434	29 625	29 794	5 063	24 263	24 828	(566)	-2%	29 794
Planning and development		112	123	623	131	367	519	(152)	-29%	623
Road transport		30 322	29 502	29 171	4 932	23 896	24 308	(413)	-2%	29 171
Environmental protection		-	-	-	-	-	-	-	-	-
<i>Trading services</i>		3 423	3 608	4 268	298	2 962	3 557	(595)	-17%	4 268
Energy sources		-	-	-	-	-	-	-	-	-
Water management		-	-	-	-	-	-	-	-	-
Waste water management		-	-	-	-	-	-	-	-	-
Waste management		3 423	3 608	4 268	298	2 962	3 557	(595)	-17%	4 268
<i>Other</i>	4	-	-	-	-	-	-	-	-	-
Total Revenue - Functional	2	225 922	230 971	244 576	10 119	233 127	203 813	29 314	14%	244 576
Expenditure - Functional										
<i>Governance and administration</i>		100 271	125 209	119 938	8 909	78 897	99 939	(21 041)	-21%	119 938
Executive and council		20 136	22 265	22 519	1 782	16 651	18 766	(2 115)	-11%	22 519
Finance and administration		79 010	101 411	95 715	7 019	61 260	79 754	(18 494)	-23%	95 715
Internal audit		1 125	1 532	1 704	109	987	1 420	(433)	-31%	1 704
<i>Community and public safety</i>		21 512	27 265	27 565	1 760	17 841	22 971	(5 129)	-22%	27 565
Community and social services		11 524	16 336	16 831	931	9 290	14 026	(4 736)	-34%	16 831
Sport and recreation		205	-	-	10	114	-	114	#DIV/0!	-
Public safety		9 525	10 169	9 961	797	8 152	8 301	(149)	-2%	9 961
Housing		258	760	521	21	255	434	(179)	-41%	521
Health		-	-	252	-	30	210	(180)	-86%	252
<i>Economic and environmental services</i>		27 633	39 982	39 748	2 161	21 494	33 123	(11 629)	-35%	39 748
Planning and development		6 714	17 661	17 306	755	5 597	14 422	(8 825)	-61%	17 306
Road transport		20 919	22 320	22 442	1 406	15 897	18 701	(2 804)	-15%	22 442
Environmental protection		-	-	-	-	-	-	-	-	-
<i>Trading services</i>		18 431	6 711	13 511	596	11 939	11 259	681	6%	13 511
Energy sources		13 611	-	6 000	-	5 847	5 000	847	17%	6 000
Water management		-	-	-	-	-	-	-	-	-
Waste water management		-	-	-	-	-	-	-	-	-
Waste management		4 820	6 711	7 511	596	6 092	6 259	(166)	-3%	7 511
<i>Other</i>		1 768	4 110	4 755	129	1 662	3 962	(2 300)	-58%	4 755
Total Expenditure - Functional	3	169 614	203 276	205 516	13 555	131 834	171 253	(39 420)	-23%	205 516
Surplus/ (Deficit) for the year		56 308	27 695	39 059	(3 436)	101 293	32 560	68 734	211%	39 059

This table assess the revenue and expenditure by department, the expenditure for the period ending 30 April 2021 is R 131, 8million and revenue is R 233 ,8million.

Expenditure by functional classification presents the expenditures by the departments. PWBS Department as the department responsible for the repairs and maintenance of the municipal assets and also with the largest staff complement.

Table C3 presents the same information as the table above, the difference being that it's by Municipal vote.

KZN436 Dr Nkosazana Dlamini Zuma - Table C3 Monthly Budget Statement - Financial Performance (revenue and expenditure by municipal vote) -

Vote Description	Ref	2019/20	Budget Year 2020/21							
		Audited Outcome	Original Budget	Adjusted Budget	Monthly actual	YearTD actual	YearTD budget	YTD variance	YTD variance %	Full Year Forecast
R thousands										
Revenue by Vote	1									
Vote 1 - Executive and Council		-	-	-	-	-	-	-	-	-
Vote 2 - Budget and Treasury		180 739	191 236	202 460	4 315	200 648	168 716	31 931	18,9%	202 460
Vote 3 - Corporate Services		20	105	105	-	-	87	(87)	-100,0%	105
Vote 4 - Community Services		15 522	9 566	9 233	740	7 591	7 694	(104)	-1,3%	9 233
Vote 5 - Public Works and Basic Services		29 530	29 941	32 155	4 932	24 522	26 796	(2 274)	-8,5%	32 155
Vote 6 - Planning and Development		112	123	623	131	367	519	(152)	-29,3%	623
Vote 7 - [NAME OF VOTE 7]		-	-	-	-	-	-	-	-	-
Vote 8 - [NAME OF VOTE 8]		-	-	-	-	-	-	-	-	-
Vote 9 - [NAME OF VOTE 9]		-	-	-	-	-	-	-	-	-
Vote 10 - [NAME OF VOTE 10]		-	-	-	-	-	-	-	-	-
Vote 11 - [NAME OF VOTE 11]		-	-	-	-	-	-	-	-	-
Vote 12 - [NAME OF VOTE 12]		-	-	-	-	-	-	-	-	-
Vote 13 - [NAME OF VOTE 13]		-	-	-	-	-	-	-	-	-
Vote 14 - [NAME OF VOTE 14]		-	-	-	-	-	-	-	-	-
Vote 15 - [NAME OF VOTE 15]		-	-	-	-	-	-	-	-	-
Total Revenue by Vote	2	225 922	230 971	244 576	10 119	233 127	203 813	29 314	14,4%	244 576
Expenditure by Vote	1									
Vote 1 - Executive and Council		21 261	23 798	24 223	1 890	17 638	20 185	(2 548)	-12,6%	24 223
Vote 2 - Budget and Treasury		56 626	77 154	71 528	5 128	42 811	59 598	(16 787)	-28,2%	71 528
Vote 3 - Corporate Services		22 382	24 257	24 087	1 890	18 437	20 072	(1 636)	-8,1%	24 087
Vote 4 - Community Services		24 214	34 292	34 881	1 914	19 736	29 067	(9 331)	-32,1%	34 881
Vote 5 - Public Works and Basic Services		41 584	38 939	45 502	2 360	30 001	37 918	(7 917)	-20,9%	45 502
Vote 6 - Planning and Development		3 547	4 835	5 295	372	3 211	4 413	(1 201)	-27,2%	5 295
Vote 7 - [NAME OF VOTE 7]		-	-	-	-	-	-	-	-	-
Vote 8 - [NAME OF VOTE 8]		-	-	-	-	-	-	-	-	-
Vote 9 - [NAME OF VOTE 9]		-	-	-	-	-	-	-	-	-
Vote 10 - [NAME OF VOTE 10]		-	-	-	-	-	-	-	-	-
Vote 11 - [NAME OF VOTE 11]		-	-	-	-	-	-	-	-	-
Vote 12 - [NAME OF VOTE 12]		-	-	-	-	-	-	-	-	-
Vote 13 - [NAME OF VOTE 13]		-	-	-	-	-	-	-	-	-
Vote 14 - [NAME OF VOTE 14]		-	-	-	-	-	-	-	-	-
Vote 15 - [NAME OF VOTE 15]		-	-	-	-	-	-	-	-	-
Total Expenditure by Vote	2	169 614	203 276	205 516	13 555	131 834	171 253	(39 420)	-23,0%	205 516
Surplus/ (Deficit) for the year	2	56 308	27 695	39 059	(3 436)	101 293	32 560	68 734	211,1%	39 059

Table C4 This schedule provides information on the planned revenue and operational expenditures against the actual results for the period ending 30 April 2021.

KZN436 Dr Nkosazana Dlamini Zuma - Table C4 Monthly Budget Statement - Financial Performance (revenue and expenditure) - M10 April									
Description	2019/20	Budget Year 2020/21							
	Audited Outcome	Original Budget	Adjusted Budget	Monthly actual	YearTD actual	YearTD budget	YTD variance	YTD variance %	Full Year Forecast
R thousands									
Revenue By Source									
Property rates	33 001 175	34 425 403	28 648 930	2 932 786	28 753 656	23 874 120	4 879 536	20%	28 648 930
Service charges - electricity revenue	-	-	-	-	-	-	-	-	-
Service charges - water revenue	-	-	-	-	-	-	-	-	-
Service charges - sanitation revenue	-	-	-	-	-	-	-	-	-
Service charges - refuse revenue	3 423 443	3 608 330	3 893 188	298 007	2 962 110	3 244 320	-282 210	-9%	3 893 188
Service charges - other	-	-	-	-	-	-	-	-	-
Rental of facilities and equipment	836 031	831 382	831 382	78 683	775 100	692 810	82 290	12%	831 382
Interest earned - external investments	8 171 889	8 089 720	6 100 126	461 255	4 852 508	5 083 430	-230 922	-5%	6 100 126
Interest earned - outstanding debtors	3 131 754	2 293 522	4 283 116	440 818	4 416 913	3 569 260	847 653	24%	4 283 116
Dividends received	-	-	-	-	-	-	-	-	-
Fines, penalties and forfeits	2 552 441	726 062	726 062	72 916	1 343 875	605 050	738 825	122%	726 062
Licences and permits	492 897	752 549	502 549	31 080	352 922	418 770	-65 848	-16%	502 549
Agency services	0	32 249	409 387	61 394	306 427	341 150	-34 723	-10%	409 387
Transfers and subsidies	135 794 499	143 638 000	168 944 343	1 043 899	167 122 924	140 786 910	26 336 014	19%	168 944 343
Other revenue	376 244	1 003 621	594 621	20 514	232 080	495 470	-263 390	-53%	594 621
Gains on disposal of PPE	6 901 991	8 581 317	200 000	-	-	166 670	-166 670	-100%	200 000
Total Revenue (excluding capital transfers and contributions)	194 682 363	203 982 155	215 133 704	5 441 351	211 118 516	179 277 960	31 840 556	18%	215 133 704
Expenditure By Type									
Employee related costs	58 124 379	70 219 449	70 219 449	5 172 404	53 053 582	58 515 440	-5 461 858	-9%	70 219 449
Remuneration of councillors	11 597 582	11 901 110	11 901 110	966 465	9 664 651	9 917 530	-252 879	-3%	11 901 110
Debt impairment	9 332 920	11 059 933	11 059 933	-	-	9 216 610	-9 216 610	-100%	11 059 933
Depreciation & asset impairment	27 481 441	41 624 813	34 751 568	2 639 050	25 707 550	28 959 610	-3 252 060	-11%	34 751 568
Finance charges	180 675	291 489	291 489	3 840	142 916	242 900	-99 984	-41%	291 489
Bulk purchases	-	-	-	-	-	-	-	-	-
Other materials	1 985 668	3 998 020	5 794 665	115 719	1 063 635	4 828 820	-3 765 185	-78%	5 794 665
Contracted services	34 836 326	33 859 602	39 734 549	1 804 878	21 991 772	33 111 730	-11 119 958	-34%	39 734 549
Transfers and subsidies	1 496 060	1 990 372	2 987 372	706 687	1 869 484	2 489 470	-619 986	-25%	2 987 372
Other expenditure	24 578 992	28 331 249	28 776 178	2 146 014	18 340 144	23 971 200	-5 631 056	-23%	28 776 178
Loss on disposal of PPE	-	-	-	-	-	-	-	-	-
Total Expenditure	169 614 042	203 276 037	205 516 313	13 555 058	131 833 733	171 253 310	-39 419 577	-23%	205 516 313
Surplus/(Deficit)	25 068 320	706 118	9 617 391	-8 113 706	79 284 782	8 024 650	71 260 132	888%	9 617 391
Transfers and subsidies - capital (monetary)	31 239 950	26 989 000	29 442 050	4 677 236	22 008 610	24 535 040	-2 526 430	-10%	29 442 050
Transfers and subsidies - capital (monetary)	-	-	-	-	-	-	-	-	-
Transfers and subsidies - capital (in-kind - a	-	-	-	-	-	-	-	-	-
Surplus/(Deficit) after capital transfers & c	56 308 271	27 695 118	39 059 441	-3 436 470	101 293 393	32 559 690	-	-	39 059 441
Taxation	-	-	-	-	-	-	-	-	-
Surplus/(Deficit) after taxation	56 308 271	27 695 118	39 059 441	-3 436 470	101 293 393	32 559 690	-	-	39 059 441
Attributable to minorities	-	-	-	-	-	-	-	-	-
Surplus/(Deficit) attributable to municipalit	56 308 271	27 695 118	39 059 441	-3 436 470	101 293 393	32 559 690	-	-	39 059 441
Share of surplus/ (deficit) of associate	-	-	-	-	-	-	-	-	-
Surplus/ (Deficit) for the year	56 308 271	27 695 118	39 059 441	-3 436 470	101 293 393	32 559 690	-	-	39 059 441

In terms of April 2021 Monthly Budget & Performance assessment, the actual billed and/or collected to date is R 211,1 million inclusive of operational transfers and subsidies against YTD budget of R179, 2 million, this reflects a revenue variance against the period budget of 18% and that is reflecting a good performance against period target.

The operating expenditure budget as at 30 April 2021 is R 171, 2 million against a YTD Actual of R 131, 8 million and that is reflecting a variance of -23%, this indicates an under-spending against the period budget, when measured against the annual budget reflect a spending of 64% of the total operating budget. The operating surplus for the period is R 79,2 million before Capital transfers and contributions

Capital Expenditure

Table C5 below reports on the capital expenditures by departments (municipal vote) and also by standard classification. The bottom part of the schedule looks at the funding sources of the capital projects. The Capital expenditure report shown in attached C Schedule Table C5 has been prepared on the basis of the format required to be lodged electronically with National Treasury, and is categorised by municipal vote. The summary report indicates the following:

KZN436 Dr Nkosazana Dlamini Zuma - Table C5 Monthly Budget Statement - Capital Expenditure (municipal vote, functional classification and funding) - M10 April									
Vote Description	2019/20	Budget Year 2020/21							
	Audited Outcome	Original Budget	Adjusted Budget	Monthly actual	YearTD actual	YearTD budget	YTD variance	YTD variance %	Full Year Forecast
R thousands									
Multi-Year expenditure appropriation									
Vote 1 - Executive and Council	-	-	-	-	-	-	-	-	-
Vote 2 - Budget and Treasury	-	-	-	-	-	-	-	-	-
Vote 3 - Corporate Services	-	-	-	-	-	-	-	-	-
Vote 4 - Community Services	1 980 206	-	5 250 000	-	-	4 375 000	- 4 375 000	-100%	5 250 000
Vote 5 - Public Works and Basic Services	21 919 673	26 290 325	32 968 970	2 072 542	8 688 203	27 474 090	- 18 785 887	-68%	32 968 970
Vote 6 - Planning and Development	-	-	-	-	-	-	-	-	-
Vote 7 - [NAME OF VOTE 7]	-	-	-	-	-	-	-	-	-
Vote 8 - [NAME OF VOTE 8]	-	-	-	-	-	-	-	-	-
Vote 9 - [NAME OF VOTE 9]	-	-	-	-	-	-	-	-	-
Vote 10 - [NAME OF VOTE 10]	-	-	-	-	-	-	-	-	-
Vote 11 - [NAME OF VOTE 11]	-	-	-	-	-	-	-	-	-
Vote 12 - [NAME OF VOTE 12]	-	-	-	-	-	-	-	-	-
Vote 13 - [NAME OF VOTE 13]	-	-	-	-	-	-	-	-	-
Vote 14 - [NAME OF VOTE 14]	-	-	-	-	-	-	-	-	-
Vote 15 - [NAME OF VOTE 15]	-	-	-	-	-	-	-	-	-
Total Capital Multi-year expenditure	23 899 879	26 290 325	38 218 970	2 072 542	8 688 203	31 849 090	- 23 160 887	-73%	38 218 970
Single Year expenditure appropriation									
Vote 1 - Executive and Council	176 627	577 000	732 000	13 500	115 870	609 980	- 494 110	-81%	732 000
Vote 2 - Budget and Treasury	779 646	359 800	425 800	27 640	342 812	354 820	- 12 008	-3%	425 800
Vote 3 - Corporate Services	1 070 792	691 000	1 061 000	28 806	206 550	884 140	- 677 590	-77%	1 061 000
Vote 4 - Community Services	6 901 848	10 275 946	10 659 355	41 490	1 158 044	8 882 740	- 7 724 696	-87%	10 659 355
Vote 5 - Public Works and Basic Services	44 429 507	62 753 407	68 340 762	4 052 082	28 709 090	56 950 470	- 28 241 380	-50%	68 340 762
Vote 6 - Planning and Development	28 633	130 000	170 000	-	65 056	141 650	- 76 594	-54%	170 000
Vote 15 - [NAME OF VOTE 15]	-	-	-	-	-	-	-	-	-
Total Capital single-year expenditure	53 387 052	74 787 153	81 388 917	4 163 518	30 597 422	67 823 800	- 37 226 378	-55%	81 388 917
Total Capital Expenditure	77 286 931	101 077 478	119 607 887	6 236 060	39 285 624	99 672 890	- 60 387 266	-61%	119 607 887
Capital Expenditure - Functional Classification									
Governance and administration	2 027 065	2 376 000	2 967 000	69 946	665 232	2 472 440	- 1 807 208	-73%	2 967 000
Executive and council	176 627	577 000	732 000	13 500	115 870	609 980	- 494 110	-81%	732 000
Finance and administration	1 850 439	1 799 000	2 235 000	56 446	549 362	1 862 460	- 1 313 098	-71%	2 235 000
Internal audit	-	-	-	-	-	-	-	-	-
Community and public safety	9 074 142	10 825 946	16 459 355	41 490	1 158 044	13 716 070	- 12 558 026	-92%	16 459 355
Community and social services	2 892 955	1 816 260	1 816 260	11 490	146 925	1 513 520	- 1 366 595	-90%	1 816 260
Sport and recreation	-	-	-	-	-	-	-	-	-
Public safety	6 181 187	9 009 686	14 643 095	30 000	1 011 119	12 202 550	- 11 191 431	-92%	14 643 095
Housing	-	-	-	-	-	-	-	-	-
Health	-	-	-	-	-	-	-	-	-
Economic and environmental services	66 185 724	87 875 532	96 772 085	6 124 624	37 462 348	80 643 190	- 43 180 842	-54%	96 772 085
Planning and development	65 987 788	83 384 251	92 305 037	6 094 824	37 280 557	76 920 690	- 39 640 133	-52%	92 305 037
Road transport	197 936	4 491 281	4 467 048	29 800	181 791	3 722 500	- 3 540 709	-95%	4 467 048
Environmental protection	-	-	-	-	-	-	-	-	-
Trading services	-	-	3 409 447	-	-	2 841 190	- 2 841 190	-100%	3 409 447
Energy sources	-	-	-	-	-	-	-	-	-
Water management	-	-	-	-	-	-	-	-	-
Waste water management	-	-	2 515 643	-	-	2 096 360	- 2 096 360	-100%	2 515 643
Waste management	-	-	893 804	-	-	744 830	- 744 830	-100%	893 804
Other	-	-	-	-	-	-	-	-	-
Total Capital Expenditure - Functional Classification	77 286 931	101 077 478	119 607 887	6 236 060	39 285 624	99 672 890	- 60 387 266	-61%	119 607 887
Funded by:									
National Government	32 066 957	26 989 000	26 658 000	4 155 366	18 206 152	22 214 950	- 4 008 798	-18%	26 658 000
Provincial Government	1 576 272	85 000	2 784 050	-	1 059 448	2 320 040	- 1 260 592	-54%	2 784 050
District Municipality	-	-	-	-	-	-	-	-	-
Other transfers and grants	-	-	-	-	-	-	-	-	-
Transfers recognised - capital	33 643 230	27 074 000	29 442 050	4 155 366	19 265 600	24 534 990	- 5 269 390	-21%	29 442 050
Public contributions & donations	-	-	-	-	-	-	-	-	-
Borrowing	-	-	-	-	-	-	-	-	-
Internally generated funds	44 241 965	74 003 478	90 165 837	2 080 694	20 020 025	75 137 900	- 55 117 875	-73%	90 165 837
Total Capital Funding	77 885 195	101 077 478	119 607 887	6 236 060	39 285 624	99 672 890	- 60 387 266	-61%	119 607 887

Grants Funded Capital

- The Capital grant allocation for the financial year was R 26,9 million and was adjusted to R 26,6 million during the year as per Revised DoRA. In the month of April 2021 we spent R 4,1 million and R 18,2 million (68%) on YTD.
- The MIG YTD expenditure is 68%.
- Integrated National Electrification Programme (INEP) of R 6.9 was adjusted to R 6 million during adjustment budget in February. Additional R2 ,4 million was allocated and received by the municipality in April 2021. The grant reflects R 5, 8 million (69%) expenditures at the end of April 2021.
- A rollover application of R 500 00 for Capacity Building grant was approved. The expenditure for the April 2021 is R 109 565.21 and R 219,130.42 (43%, YTD)
- Expenditure against the rollover of the library grant is R 1 million against budget of R 2,4 million.
- Last year the municipality entered in the competition for the Greenest Municipality Award and was awarded with an amount of R 375 000 for complying with all prescripts for Waste Management and the additional amount was adjusted at the end of April 2021, and will be spent before the financial year.

Internal Funded Capital

- **Centocow Taxi Rank phase 2** - The project is 28% complete. The work has resumed and the contractor is working onsite, doing deep excavations for the foundations for columns. Huge positive milestones are expected at the end of May 2021.
- **Himeville business hives** - The project is 5% complete. The budget was reduced and diverted during the adjustment budget. The project is currently on hold because of the rezoning. The Municipality is engaging with the site owner to solve the problem.
- **Sdangeni Bridge** - There was a site inspection with EDTEA and Municipal technical team from on the 9th of March 2021. We are now waiting for records of decision from EDTEA which they promised to be available by no later than 15 April 2021, however the records were still not available at the end of April 2021 reporting time. 80% of the project budget has been differed to 2022/23 financial year.
- **Creighton Artificial Sport field** - The project was delayed by the Zoning process which is currently underway. The project is out for tender, for the appointment of service provider. 90% of the project budget has been differed to 2022/23 financial year.
- **Construction of fire station** - The projects was delayed by the Zoning process which is currently underway. The project is out for tender, for the appointment of service provider
- **Storm Water (All 15 Wards)** - The inception meeting was conducted on the 30th of March 2021 and the contractor was expected to deliver in April 2021, unfortunately There

is under spending of approximately 78% as at 30 April 2021 in the internal funding, the municipality has only spent 22% of its overall internal budget. The overall percentage of capital expenditure is 32% as at the end of April 2021(Incl. INEP and Housing Project). The major contributors are as follows:

- declined the work thereafter. The SCM is busy with the process of selecting the second suitable service provider.
- Renewal of gravel access roads (all 15 wards)** - Additional R15 million to regravell roads was made available during the adjustment budget. The process to select the suitable service provider was finalized on 14 May 2021.
- Upgrading of Underberg town phase 1** – Additional budget was made available during the Special Adjustment Budget. The designs have been finalized and the established on site at the beginning of May 2021. Huge positive projects milestones are expected to be achieved by mid-June 2021, since there are no rains that could possible disturbed the project progress.
- Upgrading of Bulwer town phase 1** - Additional budget was made available during the Special Adjustment Budget. The designs have been finalized and the established-on site at the beginning of May 2021. Huge positive projects milestones are expected to be achieved by mid-June 2021, since there are no rains that could possible disturbed the project progress.
- Upgrading of Creighton town phase 1** - Additional budget was made available during the Special Adjustment Budget. The designs have been finalized and the established on site at the beginning of May 2021. Huge positive projects milestones are expected to be achieved by mid-June 2021, since there are no rains that could possible disturbed the project progress.

Table A – Capital expenditure Source

FUNDING SOURCE	2020/21 ADJUSTED BUDGET R'000	YTD Budget 30/04/2021	YTD Actual Expenditure AS AT 30/04/2021	Balances	% Spent
MIG	26 658 000	22 214 950	18 206 152	8 451 847,93	68%
INTERNAL	92 949 887	38 729 120	21 079 472	71 870 415	23%
TOTAL CAPEX	119 607 887	60 944 070	39 285 624	80 322 263	33%
INEP	6 000 000	6 000 000	5 847 034,86	152 965,14	97%
BHIDLA HOUSING PROJECT	25 795 078	25 795 078	24 174 164	1 620 914	94%
TOTAL INCLUDING INEP AND HOUSING	151 402 965	92 739 148	69 306 824	82 096 141	46%

Table A above presents similar information as table C5 the difference is that table A includes expenditure for Housing projects and Electrification projects that is not included on table C5 because in the construction process the municipality acts as an agent in terms of the service level agreement with Eskom and Housing Department.

The total capital budget for the 2020/2021 financial year is R 151 ,4 million inclusive of INEP and Housing grant, the MIG allocation is R 26 ,6 million. The cumulative capital expenditure for the period amounts to R 69,3 million or 46% to the total budget. The municipality anticipate to spend 100% of the total capital budget as at the end of the financial year. Therefore, the spending is sitting at 46% as at 30 April 2021 because of the delays caused by national lockdown in challenges experienced in some projects in which has been adjusted during the adjustment budget that has been approved.

2.3 Material variances over 5 percent - Revenue and Expenditure

The main contributing factors to the over collection/billing include the following:

The YTD Operating Revenue for the 2020/21 financial year is R 179 ,2 million against YTD actual of R 211, 1 million which implies that the municipality has received more revenue than anticipated

The reasons for the variances will be discussed with reference to Table C4 of the Budget Statement Table, and is explained as follows

- **Property Rates:** (20%) because of the proposed Covid 19 Rebate which has been budgeted for implementation in the current year and implementation has been postponed due to the absence of the advice from COGTA with regards to the rebate.
- **Service Charge:** (-9%) as at the end of the third quarter the impact is due to Covid-19 pandemic as some business and individuals did not have income and could not pay rates during the nationwide lockdown and after it as some businesses are still recovering especially those in the Tourism & Hospitality sector.
- **Rental on Facilities and Equipment:** (12%) which is more than anticipated because all the vacant rooms in the municipal staff houses used for staff accommodation are occupied.
- **Interest earned - external investments:**(-5%) Less interest rates are being offered by financial institutions on invested funds.
- **Interest earned on outstanding debtors:**(24%) is as the result of an increase in outstanding amount owed by debtors as a result of COVID-19 as some business and individuals did not have income and could not pay rates during the nationwide lockdown and

after it as some businesses are still recovering especially those in the Tourism & Hospitality sector.

- **Fines, Penalties, Forfeits:** they (122%) more traffic fines were issued than anticipated.
- **Licenses and Permits:**(-16%) it is because of a decrease in the number of people making bookings for Learners Licenses due to COVID-19 as people are still avoiding activities that will need them to meet with people from different areas.
- **Agency Services:** reflects a positive variance of 10% for the month.
- **Transfers and Subsidies:** (19%) as at 30 April 2021 largely attributed to the YTD equitable share and other operational transfers and subsidies recognised.
- **Other Revenue:**(-53%) Most Bidders prefer downloading tender documents than buying them from the municipality. Hall hire bookings has decrease due to Covid-19 rebates restrictions.
- **Gains and disposal on PPE:** (-100) the auction where the PPE were to be sold was delayed

Operating Expenditure material variances

The YTD Operating Expenditure for the 2020/21 financial year is R 131, 8 million against YTD budget of R 171,2 million which implies that the municipality has a negative variance of R 39,420 million in expenditure arising from different line items.

The reasons for the variances will be discussed with reference to Table C4 of the Budget Statement Table, and is explained as follows

- **Employee related cost:** (-9%) the variance is a result of the timing of filing of vacant positions.
- **Debt impairment:** (-100%) expenditure will be recognised at the end of the financial year. Debt impairment relates to long overdue customer accounts over 90 days. It is a non-cash item and is budgeted at a rate being the difference of the cash the municipality intends to collect and what is not collectable from customers.
- Items included in this category are bad debts written off which at the time of compiling report, there were no provisions recorded on the financial system resulting in this variance
- **Depreciation and Impairments:**(-11%) due to delays in completion of the prior year projects which effect the capitalisation and subsequent depreciation of the assets.
- It is therefore the sooner the prior year projects are completed, the sooner the variance will be eliminated.
- **Finance charges:** (41%) at the of month, the interest will be made on the specific times during the financial year, hence the variance.

- **Other Materials: (-78%)** underspending in various line items across the municipality because of the suspension of procurement and programmes due to covid-19.
- **Contracted Services:(34%)** underspending in various line items across the municipality because of the suspension of procurement and programmes due to covid-19.
- **Transfers and Subsidies:(25%)** at the end of the month, this is based on the number of people who collected the free basic electricity.
- **Other Expenditure: (-23%)** at the end of the month, as the results of conditions impose by Covid 19 regulations which has negative impact on the other programmes. The timing of the projects, expenditure should increase during the course of the financial year.
- We must be cautious to not automatically view this underspending as savings which may be used elsewhere due to the following:
 - Historically, a large number of programmes commence in the fourth quarter for which budget must be retained, but the programmes are steady commencing.

Capital Expenditure material variances

The YTD Capital Expenditure for the 2020/21 financial year is R 39, 2 million against YTD budget of R 99 ,2 million which implies that the capital expenditure incurred is significantly below the projection.

Capital Expenditure:(-61%) variance is due to delays in implementing projects as a result of the Covid-19 restrictions, rezoning processes as well as the delays in Environmental Impact Assessment.

The detailed report for Capital Projects is attached as Appendix C (1) and detailed material variances on capital expenditure is attached as an annexure in the report.

PART 2 – SUPPORTING DOCUMENTATION

2.1 Debtors Analysis

Table SC3 presented below summarises the Debtors Age Analysis as at 30 April 2021.

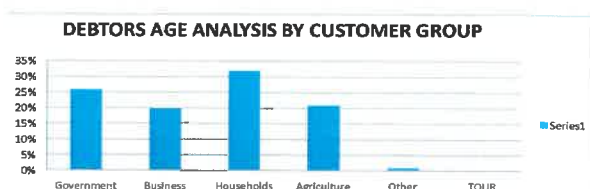
KZN438 Dr Nkosazana Dlamini Zuma - Supporting Table SC3 Monthly Budget Statement - aged debtors - M10 April

Description	Budget Year: 2020/21										Actual Bad Debts Written Off against Debtors	Impairment - Bad Debts I.L.O Council Policy	
	0-30 Days	31-60 Days	61-90 Days	91-120 Days	121-150 Dys	151-180 Dys	181 Dys-1 Yr	Over 1Yr	Total	Total over 90 days			
R thousands													
Debtors Age Analysis By Income Source													
Trade and Other Receivables from Exchange Transactions - Water	-	-	-	-	-	-	-	-	-	-	-	-	-
Trade and Other Receivables from Exchange Transactions - Electricity	-	-	-	-	-	-	-	-	-	-	-	-	-
Receivables from Non-exchange Transactions - Property Rates	4 531	1 604	1 478	1 369	1 323	1 284	6 510	32 571	50 472	43 058	-	-	
Receivables from Exchange Transactions - Waste Water Management	-	-	-	-	-	-	-	-	-	-	-	-	
Receivables from Exchange Transactions - Waste Management	527	200	181	174	168	158	794	3 953	6 156	5 248	-	-	
Receivables from Exchange Transactions - Property Rental Debtors	-	-	-	-	-	-	-	-	-	-	-	-	
Interest on Arrear Debtor Accounts	-	-	-	20	38	56	805	14 886	15 606	15 606	-	-	
Recoverable unauthorised, irregular, fruitless and wasteful expenditure	-	-	-	-	-	-	-	-	-	-	-	-	
Other	(5 199)	75	70	75	65	62	230	2 171	(2 450)	2 803	-	-	
Total By Income Source	(141)	1 881	1 730	1 638	1 594	1 580	8 140	53 582	69 784	66 514	-	-	
2019/20 - totals only													
Debtors Age Analysis By Customer Group													
Organs of State	(1 156)	510	473	474	478	491	2 682	20 103	24 044	24 217	-	-	
Commercial	(296)	319	296	262	261	263	1 166	4 668	6 977	6 661	-	-	
Households	1 190	824	751	707	684	650	3 337	21 176	29 318	26 554	-	-	
Other	78	229	210	195	172	157	935	7 615	9 444	9 082	-	-	
Total By Customer Group	(141)	1 881	1 730	1 638	1 594	1 580	8 140	53 582	69 784	66 514	-	-	

Table 2.1

AGE ANALYSIS APRIL 2021

	Current	0-30 Days	30-60 Days	60-90 Days	90-120 Days	Older than 120 Da	Total	Debtor's in %
Age Analysis by Income Group								
RATES	(421 353,53)	2 540 374,18	2 212 366,14	1 804 315,55	1 478 432,64	57 945 877,97	65 360 112,95	87%
REFUS	(3 730,42)	301 061,89	220 509,84	199 894,80	181 303,51	7 101 481,93	8 009 521,55	11%
RENT	-	70 441,37	70 441,37	61 115,50	55 229,74	774 708,78	1 031 936,74	1%
SUND	-	-	-	15 211,83	15 211,83	862 184,57	722 607,83	1%
	(425 083,95)	2 911 877,44	2 512 317,35	1 880 537,48	1 730 177,52	68 514 353,23	75 124 179,07	100%
Age Analysis by Customer Group								
Government	-28547,97	393985,1	380323,8	391889,31	385682,78	19029284,71	20 562 617,71	27%
Business	-348745,15	257378,89	194929,77	136818,07	123771,63	8685980,3	7 032 513,51	9%
Households	-30370,68	1481038,63	1324579,76	825781,85	754284,92	28599348,25	30 934 660,73	41%
Agriculture	-17420,15	775410,19	580541,83	501106,29	445656,03	13033881,61	15 319 175,60	20%
Other	0	24084,63	21942,39	21941,96	20782,18	1186480,36	1 275 211,52	2%
Total by Customer group	(425 083,95)	2 911 877,44	2 512 317,35	1 880 537,48	1 730 177,52	68 514 353,23	75 124 179,07	100%



Government	20 562 617,71
Business	7 032 513,51
Households	30 934 660,73
Agriculture	15 319 175,60
Other	1 275 211,52
TOTAL	75 124 179,07

The debtor book value amounted to R 75,124,179.07 million and the debtor's collection is 73% as at April 2021.

The debt is made up of the following:

- 1) Government: R 20,562,617.71
 - 2) Business: R 7,032,513.51
 - 3) Households: R 30,934,660.73
 - 4) Agriculture: R 15,319,175.60
 - 5) Other: R 1,275,211.52
- Consumer debtors amount to R 68,783,859.26 including accounts with credit balances as at the end of April 2021. This indicates an increase of R 7,060,525.01 from June 2020 in which was R 61,723,334.25.
 - The majority of debtors under this category is over 120 days and above, the matters have results in legal processes, estate late matters which pose a challenge as regards to debt collection. There are also certain accounts which are under query for various reasons, namely verification of government accounts prior to payment. The most significant debtors are reported to MANCO and Finance Portfolio Committee.
 - The credit control measures for collection are implemented especially for old debt. The municipality has attorneys to assist with collection of long outstanding debt when all internal processes have been exhausted. The process was affected by the national lockdown as it

became a challenge to do site visits to customers with long outstanding debt, delivering letters of demand and obtain customer latest contact information. An incentive scheme was introduced in the month of March 2020 to encourage customers to make payment to qualify for write off on penalties up to 100% but the process was also affected by the lockdown. Once the debt management incentive scheme is implemented it will improve cashflow for the Dr Nkosazana Dlamini Zuma Local Municipality for the upcoming years.

- Revenue and debt collection unit has noted that more people are paying for their accounts since a dual collection strategy has been implemented (debt collection process is done both inhouse and supplemented by legal attorneys).

2.2 Creditors Age Analysis

The municipality does not have creditors age analysis, as the municipality makes an extra effort that creditors are paid within 30 days as per MFMA. The balance of trade payables for the month of April 2021 is R 120,750.00, there were no overdue outstanding invoices.

2.3 Cash and cash equivalents

The YTD interest received from investments is R 4 ,8 million as at the end of April 2021. The cash bank balance as at 30 April 2021 amounted to R 2, 1 million and short-term investments amounted to R 201.6 million with a total cash and cash equivalents of R 203 ,7 million. The cash coverage ratio as at 30 April 2021 is 12.3% based on average of R 13.6 m per month fixed operating expenditure. This indicates that the municipality as at 30 April 2021 had sufficient cash to operate for a period more than 3 months without receiving grants to cover operating costs. The norm as set out in the uniform financial ratios and norms circular 71 is 1 to 3 months. The investment register with full details of accounts is attached as an annexure to the report.

Table below indicate the municipality's cash and cash equivalents and summary of investments for all banks that the municipality invested with.

Table 2.3

ACCOUNT	AMOUNT
FNB	70 349 134,77
NED BANK	60 579 610,02
INVESTEC	10 193 602,43
STANDARD BANK	30 507 440,27
ABSA BUSINESS BANK	30 000 000,00
PRIMARY ACCOUNT	1 770 803,10
FNB CALL ACCOUNT	355 864,57
Cash and Cash Equivalents	203 756 455,16

2.4 Conditional Grants Allocation and Grant receipts and Expenditure

All of conditional grant allocations were received and the municipality had a roll-over of R 8.7 million at the beginning of the financial year, which have been included in the adjustment budget. The table below indicate the total spending of R 59,3 million as at 30 April 2021.

Table 2.4

DR NKOSAZANA DLAMINI-ZUMA LOCAL MUNICIPALITY									
GRANTS SUMMARY APRIL 2020-2021									
GRANT NAME	Vote Number	Adjusted Budget 2020/2021	ROLL- OVER/OPENIN G BALANCE	APPROVED ROLLOVER BY NATIONAL	TOTAL RECEIVED/ROLL OVER	TOTAL SPENT TO DATE	TOTAL UNSPENT TO DATE	TOTAL UNSPENT VS RECEIVED/ROLLO	TB/GL Balance
NATIONAL TREASURY GRANTS									
MIG	30311071180/1/2	26,658,000.00	-		26,658,000.00	20,790,245.46	5,867,754.54	5,867,754.54	5,867,754.54
FMG	30311070010/1/2	2,000,000.00	-		2,000,000.00	1,212,545.82	787,454.18	787,454.18	787,454.18
EPWP	30311070280/1/2	2,513,000.00			2,513,000.00	2,513,000.00	-	0.00	-
ELECTRIFICATION GRANT	30311073090/1/2	8,400,000.00	-	-	8,400,000.00	5,847,034.87	2,552,965.13	2,552,965.13	2,552,965.13
SUB-TOTAL		39,571,000.00	-	-	39,571,000.00	30,362,826.15	9,208,173.85	9,208,173.85	9,208,173.85
KZN PROVINCIAL GRANTS									
LIBRARY SERVICE OPERATIONAL G	3031107319/1/2	3,803,000.00	-		3,803,000.00	3,388,377.57	414,622.43	414,622.43	414,622.43
LIBRARY SERVICE CAPITAL GRANT	3031107320/1/2	-	2,409,049.79	2,409,049.79	-	1,218,365.01	1,190,684.78	1,190,684.78	1,190,684.78
CAPACITY BUILDING	30311073110/1/2	-	500,000.00	500,000.00	-	251,999.98	248,000.02	248,000.02	248,000.02
SUB-TOTAL		3,803,000.00	2,909,049.79	2,909,049.79	3,803,000.00	4,858,742.56	1,853,307.23	1,853,307.23	1,853,307.23
OTHER									
ANTI CORRUPTION GRANT	30311073140/1/2		171,343.00	171,343.00	-	-	171,343.00	171,343.00	171,343.00
Title Deeds Restoration Grant	30311070020/12	200,000.00			200,000.00	-	200,000.00	200,000.00	200,000.00
BHIDLA HOUSING PROJECT	30311072940/1/2	25,447,590.00	5,624,057.41		29,798,221.79	24,174,164.38	1,273,425.62	5,624,057.41	5,624,057.41
		25,647,590.00	5,795,400.41	171,343.00	29,998,221.79	24,174,164.38	1,644,768.62	5,995,400.41	5,995,400.41
TOTAL GRANTS		69,021,590.00	8,704,450.20	3,080,392.79	73,372,221.79	59,395,733.09	12,706,249.70	17,056,881.49	17,056,881.49

2.5 Councillor and Staff Benefits

Table SC8 presents the expenditure of councillor and staff benefits at 30 April 2021

The table SC8 below for monthly budget statement Councillor and staff Benefit shows the detailed spending of staff salaries and wages and Councillor's remuneration.

KZN436 Dr Nkosazana Dlamini Zuma - Supporting Table SC8 Monthly Budget Statement - councillor and staff benefits - M10 April

Summary of Employee and Councillor remuneration	Ref	Budget Year 2020/21								
		2019/20 Audited Outcome	Original Budget	Adjusted Budget	Monthly actual	YearTD actual	YearTD budget	YTD variance	YTD variance %	Full Year Forecast
R thousands	1	A	B	C						D
Councillors (Political Office Bearers plus Other)										
Basic Salaries and Wages		8 171	8 256	8 256	673	6 734	6 880	(146)	-2%	8 256
Pension and UIF Contributions		1 107	1 166	1 166	95	951	971	(21)	-2%	1 166
Medical Aid Contributions		-	-	-	-	-	-	-	-	-
Motor Vehicle Allowance		1 031	1 112	1 112	91	907	926	(20)	-2%	1 112
Cellphone Allowance		1 288	1 368	1 368	107	1 073	1 140	(67)	-6%	1 368
Housing Allowances		-	-	-	-	-	-	-	-	-
Other benefits and allowances		-	-	-	-	-	-	-	-	-
Sub Total - Councillors		11 598	11 901	11 901	966	9 665	9 918	(253)	-3%	11 901
% Increase	4		2,6%	2,6%						2,6%
Senior Managers of the Municipality	3									
Basic Salaries and Wages		4 524	4 606	4 606	373	3 732	3 839	(106)	-3%	4 606
Pension and UIF Contributions		7	178	178	13	88	148	(60)	-40%	178
Medical Aid Contributions		58	61	61	4	47	50	(4)	-8%	61
Overtime		-	-	-	-	-	-	-	-	-
Performance Bonus		431	209	209	-	69	174	(105)	-60%	209
Motor Vehicle Allowance		330	471	471	28	275	392	(117)	-30%	471
Cellphone Allowance		-	-	-	-	-	-	-	-	-
Housing Allowances		80	84	84	7	66	70	(4)	-6%	84
Other benefits and allowances		193	224	224	9	15	187	(171)	-92%	224
Payments in lieu of leave		-	-	-	-	-	-	-	-	-
Long service awards		-	-	-	-	-	-	-	-	-
Post-retirement benefit obligations	2	-	-	-	-	-	-	-	-	-
Sub Total - Senior Managers of Municipality		5 623	5 834	5 834	434	4 293	4 861	(568)	-12%	5 834
% Increase	4		3,7%	3,7%						3,7%
Other Municipal Staff										
Basic Salaries and Wages		37 381	46 577	46 577	3 596	34 882	38 814	(3 932)	-10%	46 577
Pension and UIF Contributions		5 896	7 271	7 271	597	5 695	6 059	(364)	-6%	7 271
Medical Aid Contributions		2 208	2 910	2 910	253	2 334	2 425	(91)	-4%	2 910
Overtime		1 308	2 005	2 005	239	1 900	1 671	229	14%	2 005
Performance Bonus		1 053	1 271	1 271	-	1 079	1 059	20	2%	1 271
Motor Vehicle Allowance		28	-	-	-	-	-	-	-	-
Cellphone Allowance		-	-	-	-	-	-	-	-	-
Housing Allowances		94	481	481	10	89	401	(312)	-78%	481
Other benefits and allowances		2 731	3 366	3 366	27	2 308	2 804	(496)	-18%	3 366
Payments in lieu of leave		-	-	-	-	-	-	-	-	-
Long service awards		445	157	157	16	139	131	8	6%	157
Post-retirement benefit obligations	2	1 358	348	348	-	334	290	43	15%	348
Sub Total - Other Municipal Staff		52 501	64 386	64 386	4 738	48 761	53 654	(4 893)	-9%	64 386
% Increase	4		22,6%	22,6%						22,6%
Total Parent Municipality		69 722	82 121	82 121	6 139	62 718	68 433	(5 715)	-8%	82 121

Section 66 of the MFMA requires that the accounting officer of a municipality must report to Council in a prescribed format all expenditure incurred by the municipality on staff salaries, wages and benefits in a manner that discloses expenditure per type such as salaries contributions for pensions etc.

As at 30 April 2021, 81% of the councillor's allowances budget was spent and 76% spent against employee related costs budget. As at 30 April 2021 the total salary cost represented 76% of YTD operating expenditure for the period.

2.6 Capital Expenditure Trend as at 30 April 2021

Month	2019/20	Budget Year 2020/21							
	Audited Outcome	Original Budget	Adjusted Budget	Monthly actual	YearTD actual	YearTD budget	YTD variance	YTD variance %	% spend of Original Budget
R thousands									
Monthly expenditure performance trend									
July	-	8 422	9 967	510	510	9 967	9 457	94,9%	1%
August	2 544	8 422	9 967	224	734	19 935	19 200	96,3%	1%
September	1 184	8 422	9 967	5 967	6 701	29 902	23 201	77,6%	7%
October	4 434	8 422	9 967	5 276	11 977	39 869	27 892	70,0%	12%
November	3 484	8 422	9 967	1 492	13 469	49 836	36 367	73,0%	13%
December	9 525	8 422	9 967	6 563	20 032	59 804	39 772	66,5%	20%
January	3 199	8 422	9 967	2 927	22 960	69 771	46 812	67,1%	23%
February	7 079	8 422	9 967	3 517	26 477	79 738	53 261	66,8%	26%
March	8 834	8 422	9 967	6 573	33 050	89 706	56 656	63,2%	33%
April	220	8 422	9 967	6 236	39 286	99 673	60 387	60,6%	39%
May	2 916	8 422	9 967	-	39 286	109 640	70 355	64,2%	39%
June	33 867	8 440	9 968	-	39 286	119 608	80 322	67,2%	39%
Total Capital expenditure	77 287	101 077	119 608	39 286					

2.7 Capital Expenditure on New Assets by Asset Class – April 2021

KZN436 Dr Nkosazana Dlamini Zuma - Supporting Table SC13a Monthly Budget Statement - capital expenditure on new assets by asset class -										
Description	Ref	2019/20	Budget Year 2020/21							
		Audited Outcome	Original Budget	Adjusted Budget	Monthly actual	YearTD actual	YearTD budget	YTD variance	YTD variance %	Full Year Forecast
R thousands										
Capital expenditure on new assets by Asset Class/Sub-class										
Infrastructure		12 598	25 484	22 789	3 242	9 454	18 991	9 537	50,2%	22 789
Roads Infrastructure		12 598	25 484	22 789	3 242	9 454	18 991	9 537	50,2%	22 789
Roads		12 598	25 484	22 789	3 242	9 454	18 991	9 537	50,2%	22 789
Capital Spares		-	-	-	-	-	-	-	-	-
Community Assets		35 884	28 266	17 042	776	4 122	14 202	10 080	71,0%	17 042
Community Facilities		7 523	19 653	14 073	776	1 490	11 728	10 238	87,3%	14 073
Halls		2 921	7 336	1 872	-	51	1 560	1 509	96,7%	1 872
Centres		-	-	-	-	-	-	-	-	-
Crèches		4 056	1 027	1 215	-	359	1 013	654	64,5%	1 215
Clinics/Care Centres		-	-	-	-	-	-	-	-	-
Fire/Ambulance Stations		-	-	5 250	-	-	4 375	4 375	100,0%	5 250
Police		-	-	-	-	-	-	-	-	-
Parks		-	80	180	-	-	150	150	100,0%	180
Public Open Space		-	-	-	-	-	-	-	-	-
Nature Reserves		-	-	-	-	-	-	-	-	-
Public Ablution Facilities		308	5 251	3 806	776	1 079	3 172	2 093	66,0%	3 806
Markets		238	5 459	950	-	-	792	792	100,0%	950
Stalls		-	-	-	-	-	-	-	-	-
Abattoirs		-	-	-	-	-	-	-	-	-
Airports		-	-	-	-	-	-	-	-	-
Taxi Ranks/Bus Terminals		-	500	800	-	-	687	687	100,0%	800
Capital Spares		-	-	-	-	-	-	-	-	-
Sport and Recreation Facilities		28 361	8 613	2 969	-	2 832	2 474	(158)	-6,4%	2 969
Indoor Facilities		-	-	-	-	-	-	-	-	-
Outdoor Facilities		28 361	8 613	2 969	-	2 832	2 474	(158)	-6,4%	2 969
Capital Spares		-	-	-	-	-	-	-	-	-
Other assets		338	8 248	3 418	-	-	2 848	2 848	100,0%	3 418
Operational Buildings		338	8 248	3 418	-	-	2 848	2 848	100,0%	3 418
Municipal Offices		338	8 248	3 418	-	-	2 848	2 848	100,0%	3 418
Intangible Assets		102	122	385	39	250	304	54	17,9%	365
Servitudes		-	-	-	-	-	-	-	-	-
Licences and Rights		102	122	385	39	250	304	54	17,9%	365
Water Rights		-	-	-	-	-	-	-	-	-
Effluent Licenses		-	-	-	-	-	-	-	-	-
Solid Waste Licenses		-	-	-	-	-	-	-	-	-
Computer Software and Applications		102	122	245	39	130	204	74	38,4%	245
Local Settlement Software Applications		-	-	-	-	-	-	-	-	-
Unspecified		-	-	120	-	120	100	(20)	-20,0%	120
Computer Equipment		456	1 219	827	36	433	689	256	37,2%	827
Computer Equipment		456	1 219	827	36	433	689	256	37,2%	827
Furniture and Office Equipment		2 246	2 363	2 383	40	260	1 986	1 726	86,9%	2 383
Furniture and Office Equipment		2 246	2 363	2 383	40	260	1 986	1 726	86,9%	2 383
Machinery and Equipment		2 122	4 915	5 563	30	574	4 638	4 062	87,6%	5 563
Machinery and Equipment		2 122	4 915	5 563	30	574	4 638	4 062	87,6%	5 563
Transport Assets		5 105	1 000	7 239	-	510	6 033	5 522	91,5%	7 239
Transport Assets		5 105	1 000	7 239	-	510	6 033	5 522	91,5%	7 239
Total Capital Expenditure on new assets	1	58 849	71 627	59 827	4 164	15 603	49 689	34 086	68,8%	59 827

2.8 Capital Expenditure on Renewal of Existing Assets by Asset Class – 30 April 2021

KZN436 Dr Nkosazana Dlamini Zuma - Supporting Table SC13b Monthly Budget Statement - capital expenditure on renewal of existing assets by										
Description	Ref	2019/20	Budget Year 2020/21							
		Audited Outcome	Original Budget	Adjusted Budget	Monthly actual	YearTD actual	YearTD budget	YTD variance	YTD variance %	Full Year Forecast
R thousands										
Capital expenditure on renewal of existing assets by Asset Class/Sub-class										
Infrastructure		-	15 320	29 475	-	15 050	24 563	9 513	38,7%	29 475
Roads Infrastructure		-	15 320	29 475	-	15 050	24 563	9 513	38,7%	29 475
Roads		-	15 320	29 475	-	15 050	24 563	9 513	38,7%	29 475
Zoo's, Marine and Non-biological Animals		-	-	-	-	-	-	-	-	-
Zoo's, Marine and Non-biological Animals		-	-	-	-	-	-	-	-	-
Total Capital Expenditure on renewal of existing assets	1	-	15 320	29 475	-	15 050	24 563	9 513	38,7%	29 475

2.9 Capital expenditure on upgrading of existing assets by asset class - M10 April

KZN436 Dr Nkosazana Dlamini Zuma - Supporting Table SC13c Monthly Budget Statement - capital expenditure on upgrading of existing assets										
Description	Ref	2019/20	Budget Year 2020/21							
		Audited Outcome	Original Budget	Adjusted Budget	Monthly actual	YearTD actual	YearTD budget	YTD variance	YTD variance %	Full Year Forecast
R thousands										
Capital expenditure on upgrading of existing assets by Asset Class/Sub-class										
Infrastructure		13 805	7 104	23 519	1 090	6 591	19 599	13 009	66,4%	23 519
Roads Infrastructure		13 805	7 104	23 519	1 090	6 591	19 599	13 009	66,4%	23 519
Roads		13 805	7 104	23 519	1 090	6 591	19 599	13 009	66,4%	23 519
Road Structures		-	-	-	-	-	-	-	-	-
Capital Spares		-	-	-	-	-	-	-	-	-
Community Assets		4 632	7 027	6 987	983	2 042	5 822	3 780	64,9%	6 987
Community Facilities		3 499	7 027	6 987	983	2 042	5 822	3 780	64,9%	6 987
Halls		-	-	-	-	-	-	-	-	-
Centres		-	-	-	-	-	-	-	-	-
Crèches		3 913	-	-	-	-	-	-	-	-
Clinics/Care Centres		-	-	-	-	-	-	-	-	-
Fire/Ambulance Stations		-	-	-	-	-	-	-	-	-
Testing Stations		-	-	-	-	-	-	-	-	-
Museums		-	-	-	-	-	-	-	-	-
Galleries		-	-	-	-	-	-	-	-	-
Theatres		-	-	-	-	-	-	-	-	-
Libraries		3 556	7 000	6 960	983	2 042	5 800	3 758	64,8%	6 960
Airports		-	-	-	-	-	-	-	-	-
Taxi Ranks/Bus Terminals		(3 970)	27	27	-	-	22	22	100,0%	27
Capital Spares		-	-	-	-	-	-	-	-	-
Sport and Recreation Facilities		1 133	-	-	-	-	-	-	-	-
Indoor Facilities		-	-	-	-	-	-	-	-	-
Outdoor Facilities		1 133	-	-	-	-	-	-	-	-
Capital Spares		-	-	-	-	-	-	-	-	-
Total Capital Expenditure on upgrading of existing assets	1	18 438	14 131	30 506	2 073	8 633	25 422	16 788	66,0%	30 506

3 Schedule C table

Schedule C table version 6.4 attached.

4 Progress on capital project

Project status report attached.

5 Municipal Manager's quality certification

Quality certificate attached.

Appendix B

Operating Revenue and Expenditure for April 2021

	Adjustment Budget 2020/2021	Month Budget	Month Actual Received/ Paid	Month Billing	YTD Billing	YTD actual Received/ paid	YTD Budget	% spend/ Received this month	% spend /Received YTD to date
Rates	28,648,930.00	2,387,410.83	2,637,210.39	3,422,602.86	30,332,575.24	27,488,508.52	23,874,108.33	110%	96%
Rates & Refuse Penalties	4,283,116.00	356,926.33	499,900.12	356,926.00	2,378,662.01	5,052,893.00	3,569,263.33	140%	118%
Service charges	3,893,188.00	324,432.33	298,006.56	324,432.00	2,753,543.85	2,962,110.00	3,244,323.33	92%	76%
Traffic fines	624,362.00	52,030.17	-	-	-	579,791.00	520,301.67	0%	93%
Licences and Permit	368,454.46	30,704.54	25,071.39	30,704.00	245,633.38	340,941.00	307,045.38	82%	93%
Learners Licences	129,392.00	10,782.67	-	-	-	-	107,826.67	0%	0%
Service charges: Sales: Licence & Permit	4,702.50	391.88	6,008.70	-	-	10,791.00	3,918.75	1533%	229%
Valuation Appeal	9,063.29	755.27	-	-	-	-	7,552.74	0%	0%
Burial Fees	559.08	46.59	-	-	-	5,480.00	465.90	0%	980%
Shared Planner & Building Plan inspection fee	123,168.34	10,264.03	4,865.07	-	-	115,075.00	102,640.28	47%	93%
Rent of facilities and equipment	831,382.00	69,281.83	78,682.67	69,281.00	554,248.00	775,098.00	692,818.33	114%	93%
Refuse Garden	19,553.00	1,629.42	-	-	1,629.00	121.74	16,294.16	0%	1%
Interest received-External Investments	6,100,126.00	508,343.83	461,254.88	-	-	4,852,508.00	5,083,438.33	91%	80%
Government grants and subsidies	198,386,392.79	16,532,199.40	-	-	-	198,386,392.79	165,321,993.99	0%	100%
Library lost books	873.82	72.82	-	-	-	1,206.00	728.18	0%	138%
Pound income	101,700.00	8,475.00	13,833.92	-	-	128,103.00	84,750.00	163%	126%
Printing income	5,778.85	481.57	4,253.05	-	-	28,261.00	4,815.71	883%	489%
Rates clearance certificates	6,855.20	571.27	390.45	-	-	390.45	5,712.67	68%	6%
Sale of hay	10,189.80	849.15	-	-	-	9,371.83	8,491.50	0%	92%
Tender deposits	214,079.00	17,839.92	9,926.96	-	-	62,104.00	178,399.17	56%	29%
Seta Training Refund	104,500.00	8,708.33	-	-	-	-	87,083.33	0%	0%
Disposal of PPE	200,000.00	16,666.67	-	-	-	-	166,666.67	0%	0%
Sundry income	100,000.00	8,333.33	1,078.17	-	-	10,068.00	83,333.33	13%	10%
Income for Agency Services	409,387.00	34,115.58	61,393.50	-	-	306,426.00	341,155.83	180%	75%
TOTAL REVENUE	244,575,753.10	20,381,312.76	4,101,875.83	4,203,945.86	33,631,566.88	240,809,214.33	203,813,127.59	20%	98%
Employee related costs	70,219,449.00	5,851,620.75	5,172,332.82	-	-	53,053,518.00	58,516,207.50	88%	76%
Remuneration of councillors	11,901,110.00	991,759.17	966,465.08	-	-	9,664,647.00	9,917,591.67	97%	81%
Provision for doubtful debts	11,059,933.00	921,661.08	-	-	-	-	9,216,610.83	0%	0%
Depreciation	34,751,568.00	2,895,964.00	2,639,050.48	-	-	25,707,546.00	28,959,640.00	91%	74%
Repairs and Maintenance	11,247,469.00	937,289.08	382,752.45	-	-	3,814,502.00	9,372,890.83	41%	34%
Finance costs	291,489.00	24,290.75	3,840.39	-	-	142,915.00	242,907.50	16%	49%
Contracted services	28,359,872.00	2,363,322.67	1,422,125.64	-	-	18,177,256.00	23,633,226.67	60%	64%
General expenses	37,685,423.00	3,140,451.92	2,964,622.81	-	-	21,171,853.00	31,404,519.17	94%	56%
TOTAL EXPENDITURE	205,516,313.00	17,126,359.42	13,551,189.67	-	-	131,732,237.00	171,263,594.17	79%	64%
Net Surplus (Deficit)	39,059,440.10	3,254,953.34	-9,449,313.84	4,203,945.86	33,631,566.88	109,076,977.33	26,039,626.73	-59%	34%

0000021

Appendix C (1)

Capital Project for 2020/2021

Name of Item	Source of Fund	Adjustment Budget 2020/2021	Actual spent for April 2021	YTD Actual Spent	% Spent YTD
Covid-19 PROJECTS					
Procurement Transport Assets-Covid 19	Covid	1,095,493.00		510,436.86	47%
Breathing Apparatus	Covid	348,450.00			0%
Procurement of Furniture and Equipment	Covid	85,000.00		20,000.00	24%
Disaster Management Centre	Covid	7,000,000.00			0%
Parkhome for Nurses	Covid	2,149,466.00			0%
Underberg CBD Infrastructure upgrade	Covid	8,000,000.00			0%
TOTAL COVID-19 FUND		18,678,409.00	-	530,436.86	0.70
Chapter Access Road	Internal	3,751.00		3,750.50	100%
Zekeleni Access Road	Internal	4,572.00		4,572.00	100%
Nomandlovu Access Road	Internal	9,480.00		9,479.50	100%
Sdangeni Access Road	Internal	8,938.00		8,697.50	97%
Procurement of GPS Equipment	Internal	14,686.00		28,060.69	191%
Sawoti Sportfield	Internal	19,926.00		19,926.00	100%
Buyani Madlala Access Road	Internal	20,000.00			0%
Underberg Taxi Rank Upgrade	Internal	26,714.78			0%
External Computer Service-Software Licences	Internal	40,000.00	30,000.00	30,000.00	75%
Gobhogobho Hall	Internal	58,756.50		51,092.61	87%
Paving and Parking	Internal	60,000.00			0%
Procurement of Fiber Connection- Cable Network	Internal	80,000.00	28,805.86	28,805.86	36%
Procurement of Anti Virus	Internal	120,000.00		120,000.00	100%
Fencing- Parks and Cementries	Internal	120,000.00			0%
Himeville Asphalt Surfacing 1	Internal	175,380.90			0%
Procurement Installation of Cameras	Internal	200,000.00			0%
Guard house , Cementry Toilets & Waste Site	Internal	220,000.00			0%
Procurement of Computer Software	Internal	205,205.00	8,500.00	99,876.32	49%
Upgrade of Underberg road	Internal	244,088.48			0%
Fresh Produce Market	Internal	250,000.00			0%
Build Sound System	Internal	300,000.00			0%
Building of Industrial Business Park/ Hub	Internal	300,000.00			0%
Safety & Fire Equipments	Internal	300,000.00			0%
Backup Generator	Internal	500,000.00			0%
Himeville Asphalt Surfacing Phase 2	Internal	572,987.00			0%
Bulwer Asphalt Road Phase 7	Internal	610,244.26			0%
Bus Shelters	Internal	800,000.00			0%
Gqumeni Creche	Internal	400,000.00		359,319.98	90%
Procurement of Transport assets	Internal	1,375,000.00			0%
Creighton Artificial Sportfield	Internal	700,000.00		550,000.00	79%
Municipal Offices	Internal	1,048,200.00			0%
Himeville Business Hives	Internal	700,000.00			0%
Underberg Town hall	Internal	1,003,359.00			0%
Procurement of Computer Equipment	Internal	1,226,855.00	36,167.70	433,002.20	35%
Sdangeni Bridge	Internal	1,390,647.00			0%
Procurement of Furniture and Equipment	Internal	1,718,000.00	11,490.00	210,946.83	12%
Creighton Library-Conversion of Maliyavuzza Rollover	Internal	2,409,049.79		1,059,447.83	44%
Storm Water Pipes	Internal	2,515,643.34			0%
Creighton CBD Infrastructure Upgrade	Internal	3,500,000.00			0%
Bulwer CBD infrastructure upgrade	Internal	3,500,000.00			0%
Underberg Asphalt Roads ph 2	Internal	3,544,151.90	953,140.58	953,140.58	27%
Procurement of Plant and Equipment	Internal	4,400,000.00	29,800.00	546,096.36	12%
Creighton Asphalt Road 6	Internal	4,125,000.00			0%
Creighton Library-Conversion of Maliyavuzza	Internal	4,550,842.21	982,789.78	982,789.78	22%
Renewal of gravel access roads(all 15 wards)	Internal	29,300,000.00		15,050,031.00	51%
Cabazi Community Hall (Ward 4)	Internal	400,000.00			0%
Ndodeni Community Hall (Ward 5)	Internal	400,000.00			0%
Sopholile Creche (Ward 9)	Internal	400,000.00			0%
Underberg Community (Ward Hall)	Internal	400,000.00			0%
TOTAL INTERNAL FUNDED		74,271,478.16	2,080,693.92	20,549,035.54	28%
Gqumeni Creche	MIG	6,037.00			0%
Bhidla Creche	MIG	9,413.16			0%
Solokohlo Community Hall	MIG	9,837.00			0%
Msameni Sportfield	MIG	51,396.57		51,396.57	100%
Dumabezwe Sportsfild	MIG	924,394.16		898,724.29	97%
Mqutlwa Sportsfield	MIG	1,273,023.10		1,111,973.61	87%
Centocow shelter and Toilets	MIG	3,505,993.57	776,482.20	1,079,111.12	31%
Bulwer Asphalt Road Phase 7	MIG	4,762,038.86	1,258,239.90	3,503,152.37	74%
Donnybrook Asphalt Surfacing Phase 4	MIG	4,622,788.86	809,530.92	1,669,104.83	36%
Himeville Asphalt Surfacing Phase 2	MIG	4,762,038.86	1,174,501.63	3,545,593.60	74%
Underberg Asphalt Road Phase 3	MIG	6,731,038.86	136,611.50	6,347,095.68	94%
TOTAL MIG FUNDED		26,658,000.00	4,155,366.15	18,206,152.07	68%
Total Capital Expenditure		119,607,887.16	6,236,060.07	39,285,624.47	1.66
Electrification Project 2019/2020					
Electrification	INEP	6,000,000.00		5,847,034.86	97%
Bhidla Housing Projects	Housing	25,795,078.00	2,586,621.09	24,174,184.39	94%
TOTAL CAPITAL EXPENDITURE INCLUDING INEP & HOUSING		151,402,965.16	8,822,681.16	69,306,823.72	46%

Appendix D
ALLOCATIONS RECEIVED FOR THE FINANCIAL YEAR 2020/2021

Name of Grant	Adjustment Budget 2020/2021	Actual Received in April 2021	Actual Received YTD 2020/2021	%Received
Municipal Finance Management Grant	2,000,000.00		2,000,000.00	100%
Equitable Share	159,757,000.00		159,757,000.00	100%
Provincialisation of Libraries Grant	2,714,000.00		2,714,000.00	100%
Community Library Service Grant	1,089,000.00		1,089,000.00	100%
Expanded Public Works Programme	2,513,000.00		2,513,000.00	100%
Capital:Municipal Infrastructure Grant	26,658,000.00		26,658,000.00	100%
Integrated National Electrification Programme	8,400,000.00	2,400,000.00	8,400,000.00	100%
Title Deeds Restoration Grant	200,000.00		200,000.00	0%
Arts & Culture Library Grant	2,409,049.79		2,409,049.79	0%
Business Plans	500,000.00		500,000.00	0%
Anti Corruption	171,343.00		171,343.00	0%
Greenest Municipal Award Grant	375,000.00	375,000.00	375,000.00	0%
TOTAL	206,786,392.79	2,775,000.00	206,786,392.79	100%
Bhidla Housing Projects	25,447,590.00	1,313,325.48	24,374,164.38	96%
TOTAL	232,233,982.79	4,088,325.48	231,160,557.17	100%

Workings: Calculation of Cash Coverage Ratio 2020/2021

Municipality:	Dr Nkosazana Dlamini Zuma Municipality
Prepared by Budget Clerk:	S.Jali
Reviewed by Assistant CFO:	P.M Mtungwa
Approved by CFO:	KMB Mzimela
Date completed:	11/5/2021

Cash Coverage Ratio: Indicates the municipality's ability to meet at least its monthly fixed operating commitments without collecting any additional revenue during that month. **norm: 3 months**

Calculation of Cash Coverage Ratio

Description	2020/21	
R thousand	Final Budget	
Surplus/Deficits - A8/(Cash and Cash Equivalents+Investments-Commitments)		179,166
Cash/cash equivalents at the year end	203,756	
Other current investments > 90 days	0	
Non current assets - Investments	-	
Less: Application of Cash and Investments		
Unspent conditional transfers	17,057	
Unspent borrowing	-	
Other working capital requirements	-	
Other provisions	-	
Retention	7,533	
Reserves to be backed by cash/investments	-	
Fixed Operating Commitments		
Employee Related Costs	5,172	
Remuneration of councillors	966	
Operating lease(rent premises and machines etc)	-	
Contracted services	657	
Security Services	765	
Insurance	185	
Telephone costs	245	
Current portion of long term loan(if applicable). NB: include Finance charges	4	
Audit Fees	297	
Bank Charges	17	
Fuel and Oil	305	
Printing and Stationery	149	
Protective Clothing and Uniforms	21	
Ward committee expenses	-	
Other expenses	4,767	
Total Fixed Operating Commitments	13,551	
Monthly Fixed Operating Commitments	13,551	
Cash Coverage Ratio*		13.2

* Cash Coverage Ratio Formula =

Net Cash (Cash equivalents+Investments-Commitments)

Divided by:

Monthly Fixed Operating Commitments

Prepared by : S.W Jali

Date : 10-05-2021 Signature : 

Approved by :K.M.B Mzimela

Date : 10-05-2021 Signature : 

KZN436 APRIL 2021 EXPENDITURE

Item	Description	Approved Annual Budget 2020/2021	Budget Month Mar	Actual Month Mar	Budget YTD (1Mth)	Actual YTD (1Mth)	Actual YTD %
Item : Employee Related Costs - Wages							
20800	Employee Relate:Senior Managem	939,155	78,262	75,930	782,620	760,634	81%
21000	Employee Relate:Senior Managem	66,126	5,510		55,100	-	0%
21700	Employee Relate:Senior Managem	191,250	15,937	15,000	159,370	150,000	78%
21900	SnrMan:Accom Travel&Incidental	100,000	8,333		83,330	5,723	6%
25300	Employee Relate:Senior Managem	938,344	78,195	78,259	781,950	774,100	82%
25500	Employee Relate:Senior Managem	54,268	4,522		45,220	-	0%
26000	Employee Relate:Senior Managem	84,475	7,039	6,626	70,390	66,255	78%
26200	Chief Financial Officer:Travel	25,500	2,125	2,000	21,250	20,000	78%
26400	Employee Relate:Senior Managem	60,000	5,000		50,000	-	0%
29800	Employee Relate:Senior Managem	951,975	79,331	78,327	783,310	783,267	82%
30700	Designation:Travel or Motor Ve	133,875	11,156	10,500	111,560	105,000	78%
30900	Employee Relate:Senior Managem	60,000	5,000		50,000	-	0%
34300	Employee Relate:Senior Managem	888,422	74,035	72,676	740,350	726,764	82%
34500	Employee Relate:Senior Managem	44,421	3,701		37,010	-	0%
35200	Employee Relate:Senior Managem	50,000	4,166		41,660	-	0%
35400	Designation:Accommodation, Tra	-		9,237	-	9,236	0%
38800	Employee Relate:Senior Managem	888,422	74,035	68,146	740,350	687,394	77%
39000	Employee Relate:Senior Managem	44,421	3,701		37,010	68,864	155%
39700	Employee Relate:Senior Managem	70,000	5,833		58,330	-	0%
99600	Employee Relate:Municipal Staf	46,576,821	3,881,396	3,596,334	38,813,960	34,882,386	75%
99800	Employee Relate:Municipal Staf	1,271,150	105,928		1,059,280	1,079,329	85%
100100	Employee Relate:Municipal Staf	840,000	69,997	24,687	699,970	167,637	20%
100800	Employee Relate:Municipal Staf	480,998	40,079	10,456	400,790	89,126	19%
101800	Employee Relate:Municipal Staf	2,498,800	208,226		2,082,260	2,119,496	85%
102000	Staff:Long Service Award	156,750	13,062	16,136	130,620	139,092	89%
102300	Employee Relate:Municipal Staf	661,409	55,116	95,115	551,160	880,945	133%
102900	Employee Relate:Municipal Staf	742,763	61,895	96,721	618,950	676,871	91%
103000	Employee Relate:Municipal Staf	601,017	50,082	47,323	500,820	342,259	57%
106400	Post-retirement Benefit:Leave	348,271	29,022		290,220	333,577	96%
3000	Employee Related Costs - Wages	59,768,633	4,980,684	4,303,473	49,806,840	44,867,955	75%
Item : Employee Related Costs - Social							
24200	Employee Relate:Senior Managem	23,057	1,921	2,033	19,210	18,757	81%
24300	SnrMan:Pension Funds	169,048	14,087	12,667	140,870	82,230	49%
24400	Employee Relate:Senior Managem	1,785	148	177	1,480	1,544	86%
24900	Employee Relate:Senior Managem	119	9	10	90	99	83%
28700	Employee Relate:Senior Managem	37,531	3,127	1,942	31,270	27,912	74%
28900	Employee Relate:Senior Managem	1,785	148	177	1,480	1,544	86%
29400	Employee Relate:Senior Managem	3,921	326	10	3,260	99	3%
33400	Employee Relate:Senior Managem	1,785	148	177	1,480	1,544	86%
33900	Employee Relate:Senior Managem	119	9	10	90	99	83%
37900	Employee Relate:Senior Managem	3,570	296	177	2,960	1,544	43%
38400	Employee Relate:Senior Managem	119	9	10	90	99	83%
42900	Employee Relate:Senior Managem	119	9	10	90	99	83%
103900	Employee Relate:Municipal Staf	26,714	2,217	2,129	22,170	20,972	79%
104100	Employee Relate:Municipal Staf	2,910,322	242,518	252,764	2,425,180	2,334,248	80%
104200	Employee Relate:Municipal Staf	6,888,488	574,033	560,492	5,740,330	5,364,578	78%
104300	Employee Relate:Municipal Staf	382,334	31,855	36,147	318,550	330,195	88%
3100	Employee Related Costs - Socia	10,450,816	870,860	868,931	8,708,600	8,185,563	78%
Item : Remuneration Of Councillors							
203500	Remuneration of:Speaker	611,815	50,984	49,905	509,840	499,049	82%
203600	Remuneration of:Speaker	47,175	3,931	3,700	39,310	37,000	78%
204100	Remuneration of:Speaker	91,772	7,647	7,486	76,470	74,857	82%
206500	Remuneration of:Executive Mayo	764,768	63,730	62,381	637,300	623,810	82%
206600	Remuneration of:Executive Mayo	47,175	3,931	3,700	39,310	37,000	78%
207100	Remuneration of:Executive Mayo	114,715	9,559	9,357	95,590	93,571	82%
208000	Remuneration of:Deputy Executi	611,815	50,984	49,905	509,840	499,049	82%
208100	Remuneration of:Deputy Executi	47,175	3,931	3,700	39,310	37,000	78%
208600	Remuneration of:Deputy Executi	91,772	7,647	7,486	76,470	74,857	82%
210700	Remuneration of:Total for All	1,111,586	92,632	90,670	926,320	906,704	82%
211000	Remuneration of:Total for All	6,267,394	522,282	511,223	5,222,820	5,112,226	82%
211100	Remuneration of:Total for All	1,226,550	102,212	96,200	1,022,120	962,000	78%
211600	Remuneration of:Total for All	867,398	72,283	70,752	722,830	707,524	82%
3400	Remuneration Of Councillors	11,901,110	991,753	966,465	9,917,530	9,664,647	81%

Item : Depreciation and asset impairment

18000 Depreciation an:Amortisation	177,230	14,769	18,585	147,690	132,647	75%
18500 Depreciation an:Depreciation	834,495	69,541	70,795	695,410	692,284	83%
18600 Depreciation an:Depreciation	1,054,229	87,852	113,384	878,520	1,214,535	115%
19400 Depreciation an:Depreciation	1,135,279	94,606	96,898	946,060	947,476	83%
19500 Depreciation an:Depreciation	2,861,474	238,456	231,270	2,384,560	2,382,984	83%
19801 Deprec.: Roads- Roads	23,049,115	1,920,759	1,229,633	19,207,590	12,677,941	55%
20201 Deprec.: Commun. - Halls	4,021,603	335,133	781,643	3,351,330	6,661,191	166%
20300 Depreciation:Other Assets	1,618,143	134,845	96,843	1,348,450	998,488	62%
3700 Depreciation and asset impairm	34,751,568	2,895,961	2,639,050	28,959,610	25,707,546	74%

Item : Interest Expense - External Borrowing

200700 Interest, Divid:Interest Paid	291,489	24,290	3,840	242,900	142,915	49%
3900 Interest Expense - External Bo	291,489	24,290	3,840	242,900	142,915	49%

Item : Bulk Purchases

200 Bad Debts Writt:	11,059,933	921,661		9,216,610	-	0%
4100 Bulk Purchases	11,059,933	921,661		9,216,610	-	0%

Item Repairs and Maintenance

12000 Contracted Serv:Contractors	120,735	10,061		100,610	-	0%
12500 Contracted Serv:Contractors	3,880,000	323,333	285,358	3,233,330	1,328,374	34%
14500 Contracted Serv:Contractors	1,650,000	137,500		1,375,000	29,097	2%
14600 Contracted Serv:Contractors	553,940	46,160		461,600	43,927	8%
14700 Contracted Serv:Contractors	5,042,794	420,228	97,394	4,202,280	2,413,104	48%
4110 Other Materials	11,247,469	937,282	382,752	9,372,820	3,814,502	34%

Item : Contracted Services

1500 Contracted Serv:Outsourced Ser	1,284,760	107,061		1,070,810	171,940	13%
1700 Contracted Serv:Outsourced Ser	62,600	5,216	35,197	52,160	52,400	84%
2200 Contracted Serv:Outsourced Ser	200,000	16,666		166,660	68,576	34%
2700 Contracted Serv:Outsourced Ser	300,000	25,000		250,000	119,000	40%
2900 OutsrdServ:Qualification Veri	1,860	155		1,550	-	0%
3100 Contracted Serv:Outsourced Ser	223,608	18,634	74,536	186,340	149,072	67%
3200 Contracted Serv:Outsourced Ser	583,604	48,628	11,524	486,280	129,418	22%
3400 Contracted Serv:Outsourced Ser	521,631	43,468	22,009	434,680	185,586	36%
3500 OutsrdServ:Clearing&Grass Cut	145,000	12,083		120,830	29,850	21%
3600 Contracted Serv:Outsourced Ser	100,000	8,333		83,330	86,956	87%
4300 Contracted Serv:Outsourced Ser	383,452	31,953		319,530	30,000	8%
5300 Contracted Serv:Outsourced Ser	1,624,000	135,333	133,684	1,353,330	1,342,268	83%
5600 Contracted Serv:Outsourced Ser	8,073,900	672,825	765,270	6,728,250	7,248,738	90%
6200 Contracted Serv:Outsourced Ser	934,883	77,901		779,010	112,000	12%
6800 Contracted Serv:Consultants an	1,707,655	142,303	220,915	1,423,030	664,136	39%
7000 Contracted Serv:Consultants an	250,000	20,833	7,443	208,330	178,737	71%
7500 Contracted Serv:Consultants an	40,000	3,332		33,320	-	0%
7700 ConsServ:Occupational Health&S	52,800	4,400		44,000	-	0%
7800 Contracted Serv:Consultants an	1,006,000	83,832	109,565	838,320	219,130	22%
8000 Contracted Serv:Consultants an	130,000	10,833		108,330	-	0%
8100 ConsServ:Qualification Verific	30,000	2,500		25,000	-	0%
8900 Contracted Serv:Consultants an	500,200	41,683		416,830	88,610	18%
9600 ConsServ:Inf&Plan-Electr. Eng	6,000,000	500,000		5,000,000	5,847,034	97%
10300 Contracted Serv:Consultants an	250,000	20,833		208,330	-	0%
10500 ConsServ:Inf&Plan-Land&Qty Sur	600,000	50,000		500,000	-	0%
11400 Contracted Serv:Consultants an	1,777,669	148,137		1,481,370	1,022,273	58%
12700 Contracted Serv:Contractors	503,039	41,916	16,108	419,160	172,872	34%
13200 Contracted Serv:Contractors	700,000	58,333		583,330	-	0%
13800 Contracted Serv:Contractors	455,000	37,916	25,875	379,160	258,660	57%
15200 Contracted Serv:Contractors	22,134	1,844		18,440	-	0%
16300 Contracted Serv:Contractors	23,285	1,940		19,400	-	0%
4200 Contracted Services	28,487,080	2,373,891	1,422,126	23,738,910	18,177,256	64%

Item : Other Expenditure

648700 OperInKind:Eskom	997,000	83,083	617,780	830,830	946,257	95%
815400 Transfers and S:Operational	1,990,372	165,864	88,906	1,658,640	923,226	46%
201800 Inventory Consu:Consumables	1,481,730	123,474	28,405	1,234,740	268,069	18%
202000 Inventory:Finished Goods	65,735	5,477		54,770	29,800	45%
202100 Inventory Consu:Materials and	4,247,200	353,931	87,314	3,539,310	765,764	18%
214300 Operational Cos:Achievements a	272,400	22,700	21,500	227,000	21,500	8%
214600 Operational Cos:Advertising, P	609,000	50,749	212,696	507,490	284,051	47%
214700 Operational Cos:Advertising, P	849,993	70,828	18,330	708,280	139,730	16%
214800 Operational Cos:Advertising, P	81,493	6,790		67,900	2,680	3%
214900 Operational Cos:Advertising, P	100,000	8,333		83,330	30,956	31%
215000 Operational Cos:Advertising, P	341,200	28,433	17,400	284,330	133,399	39%
215200 Operational Cos:Advertising, P	80,000	6,666	7,633	66,660	41,362	52%
215300 Operational Cos:Advertising, P	75,000	6,250	6,707	62,500	53,951	72%
215600 Operational Cos:External Audit	2,000,000	166,666	297,191	1,666,660	1,576,464	79%
215800 Operational Cos:Bank Charges,	200,000	16,666	17,188	166,660	165,880	83%
216400 Operational Cos:Bargaining Cou	855,000	71,250		712,500	844,193	99%
216700 Operational Cos:Bursaries (Emp	200,000	16,666	(500)	166,660	186,588	93%
217600 Operational Cos:Courier and De	300,000	25,000	28,156	250,000	273,666	91%
217900 Operational Cos:Communication	14,665	1,222	630	12,220	4,197	29%
218000 OperCost:Postage/Stamps/Franki	4,000	333		3,330	585	15%
218500 Operational Cos:Communication	1,501,825	125,152	245,375	1,251,520	1,602,061	107%
219400 Operational Cos:Deeds	9,421	785	11	7,850	2,667	28%
219500 OperCost:Drivers Licences&Perm	12,672	1,056		10,560	8,500	67%
220600 Operational Cos:External Compu	74,580	6,214	120	62,140	14,748	20%
221200 OperCost:Ext Comp Serv-Softwar	50,000	4,166		41,660	26,780	54%
221300 Operational Cos:External Compu	453,168	37,764	18,630	377,640	359,775	79%
222800 Operational Cos:Insurance Unde	2,204,835	183,736	185,079	1,837,360	1,795,576	81%
223000 Operational Cos:Leamerships a	2,863,000	238,582	281,066	2,385,820	2,878,237	101%
223400 Operational Cos:Licences	433,293	36,105	2,437	361,050	310,575	72%
223700 Operational Cos:Municipal Serv	1,680,000	139,998	33,178	1,399,980	1,530,398	91%
224000 OperCost:Registration Prof&Reg	3,000	250		2,500	-	0%
224200 Operational Cos:Registration F	1,124,850	93,735	29,704	937,350	324,352	29%
224700 Operational Cos:Printing, Publ	975,000	81,248	149,366	812,480	715,638	73%
224800 Operational Cos:Professional B	108,490	9,038	18,661	90,380	59,202	55%
224900 Operational Cos:Remuneration t	1,320,480	110,040	84,000	1,100,400	725,500	55%
225300 Operational Cos:Skills Develop	917,042	76,414	50,246	764,140	425,238	46%
225600 Operational Cos:Signage	208,000	17,333		173,330	25,600	12%
225700 Operational Cos:Storage of Fil	250,000	20,833		208,330	-	0%
226900 Operational Cos:Travel and Sub	1,566,877	130,567	37,925	1,305,670	523,345	33%
227400 Operational Cos:Travel and Sub	36,400	3,033		30,330	-	0%
227900 OperCost.Trav&Subs-Dom Air Tra	90,000	6,662		66,620	-	0%
228300 OperCost.Trav&Subs-Foreign Air	15,000	1,249		12,490	-	0%
229700 Operational Cos:Travel and Sub	219,106	18,258	8,420	182,580	40,692	19%
229800 Operational Cos:Uniform and Pr	1,518,078	126,503	20,750	1,265,030	315,101	21%
230100 Operational Cos:Wet Fuel	3,484,594	290,381	304,798	2,903,810	2,419,619	69%
230200 Operational Cos:Workmen's Comp	300,000	25,000		250,000	-	0%
230400 Operational Cos:Indigent Relie	90,000	7,500		75,000	34,923	39%
230600 Operational Cos:Parking Fees	12,335	1,027	363	10,270	3,932	32%
230700 Operational Cos:Seating Allowa	33,327	2,777		27,770	12,729	38%
230800 Operational Cos:Hire Charges	1,082,054	90,163	45,159	901,630	324,547	30%
4400 Other Expenditure	37,402,215	3,115,950	2,964,623	31,159,500	21,171,853	57%

* End of Report: DR NDZ Municipality

*

MIG. ELECTRIFICATION AND INTERNAL FUNDED PROJECTS

2017/2018 Projects

Project Name	Ward No.	Jan-21	Feb-21	Mar-21	Apr-21 Reason for Delays	Remedial Action
Mhangeni Electrification		Practical Complete	Practical Complete	Practical Complete	Practical Complete	
2018/2019 PROJECTS						
Underberg taxi Rank upgrade	3	Practical Complete	Practical Complete	Practical Complete	Practical Complete	
Centocow Taxi Rank phase 2	6	The contractor is currently waiting for steel specialist to continue and pour concrete. The project is 25% complete.	The contractor is currently waiting for steel specialist to continue and pour concrete. The project is 25% complete.	The contractor is working onsite, doing deep excavations for the foundations for columns.	The project is 28% complete	
Greater Gqumeni/ Mngundekweni	7	Practical Complete	Practical Complete	Practical Complete	Practical Complete	
Greater Ngwagwane	8	Practical Complete	Practical Complete	Practical Complete	Practical Complete	

Project Name	Ward No.	Jan-21	Feb-21	Mar-21	Apr-21	Reason for Delays	Remedial Action
2019/2020 PROJECTS							
Himeville business hives	2	The project is 5% complete, currently on hold because of rezoning process	The project is 5% complete, currently on hold because of rezoning process	The project is 5% complete, currently on hold because of rezoning process	The project is 5% complete, currently on hold because of rezoning process	The project is currently on hold because of the rezoning	Municipal is engaging with the site owner to solve the problem
Underberg Community town Hall phase 1	3	inception meeting was held and the contractor started on site but was stopped because of rezoning process	the meeting between PWBS and contractor started on site but was stopped because of rezoning process	Meeting between PWBS and contractor started on site but was stopped because of rezoning process	Surveyors are busy with zoning and sub-division of new site	The project is currently on hold because of the rezoning	Municipal is engaging with the site owner to solve the problem
Sdangeni Bridge	4	Specialist studies which was requested was submitted	We are waiting for feedback from EDTEA we have submitted all required documents	they were a site inspection with EDTEA and technical team from the Municipality on the 8th of March 2021, and now we are waiting for records of decision from EDTEA which they stated they be available to us no later than 15 April 2021	Awaiting for the ROD from EDTEA	delayed Environmental Impact Assessment (EIA)	by We are waiting for EDTEA to give us ROD
Gqumini Creche	7	Practical Complete	Practical Complete	Practical Complete	Practical Complete		
Mouelwa Sportfield	12	Practical Complete	Practical Complete	Practical Complete	Practical Complete		
Dumbobowe Sportfield	13	Practical Complete	Practical Complete	Practical Complete	Practical Complete		
Underberg Asphalt road phase 2	3	Practical Complete	Practical Complete	Practical Complete	Practical Complete		
Craigton Artificial Sportfield	14	The municipal is busy with the rezoning issue for the project to continue	The municipal is busy with the rezoning issue for the project to continue	The Municipality is busy with the sub-division and rezoning, and the application is out for comments	The project is out for tender, for the appointment of service provider	As soon as the rezoning issue the project process will continue	As soon as the municipal finalized the rezoning issue the project process will continue
Construction of fire station	10	The municipal is busy with the rezoning issue for the project to continue	The municipal is busy with the rezoning issue for the project to continue	The municipal is busy with the rezoning issue for the project to continue	The project is out for tender, for the appointment of service provider	As soon as the municipal finalized the rezoning issue the project process will continue	As soon as the municipal finalized the rezoning issue the project process will continue

Project Name	Ward No.	Jan-21	Feb-21	Mar-21	Apr-21	Reason for Delays	Remedial Action
2020/2021 PROJECTS							
Storm Water (All 15 Wards)	All wards	The service provider has been appointed awaiting for inception meeting	The service provider has been appointed awaiting for inception meeting	The inception meeting has been conducted on the 30th of March 2021 the contractor will be on site as soon as possible	The service provider declined	The service provider has declined because he is under quoted	
Renewal of gravel access roads(all 15 wards)	All wards	ward 2 gravel roads are completed, four gravel roads were constructed which makes 3km.	ward 2 gravel roads are completed, four gravel roads were constructed which makes them 3km. In ward 14 they are busy processing the final gravel layer	Requestions for the appointment of service providers for the materials submitted to SCM which is now busy with internal processes.	Adjudication stage		
Paving and Parking		The end-user is busy with the specification for the materials which will be required for the project	The end-user is busy with the specification for the materials which will be required for the project	The end-user is busy with the specification for the materials which will be required for the project	Requestion has been submitted to SCM for issues to construct paving and parking		
Guard house x4		The project is on the specification stage	The project is on the specification stage	The project is on the specification stage	The specification has been submitted to the specification committee		
Furniture & Shelters		The project is on the specification stage	The project is on the specification stage	The project is on the specification stage	Out on tender		
Fencing Common Dam		The end-user is busy with the specification for the materials which will be required for the project	The end-user is busy with the specification for the materials which will be required for the project	The end-user is busy with the specification for the materials which will be required for the project	Requestion has been submitted to SCM for materials to fence common dam		
Cemetery toilets and Waste sites		The project is on the specification stage	The project is on the specification stage	The project is on the specification stage	The specification has been submitted to the specification committee		
Upgrading of Underberg town phase 1		The service provider (Shane Group JV Stoy) has been appointed awaiting for inception meeting	The service provider (Shane Group JV Stoy) has been appointed awaiting for inception meeting	The service provider is currently busy finalizing designs	The contractor has established on site		
Upgrading of Bulwer town phase 1		The service provider (BM Infrastructure JV Mabona) has been appointed awaiting for inception meeting	The service provider (BM Infrastructure JV Mabona) has been appointed awaiting for inception meeting	The service provider is currently busy finalizing designs	The contractor has established on site		
Upgrading of Creighton town phase 1		The service provider (Infrastructure JV Mabona) has been appointed awaiting for inception meeting	The project is on the design stage	The service provider is currently busy finalizing designs	The contractor has established on site		
Bulwer Asphalt Road Phase 7	10	The project is 15% complete	The project is 30% complete	The project is 65% complete	The project is 80% complete		
Donnybrook Asphalt Surracing Phase 4	13	Intention to award	Awaiting inception meeting	Inception meeting was conducted, and the contractor is on site. The project is 10% complete	The project is 40% complete		
Himeville Asphalt Surracing Phase 2	2	The project is 15% complete	The project is 30% complete	The project is 50% complete	The project is 75% complete		

Project Name	Ward No.	Jan-21	Feb-21	Mar-21	Apr-21 Reason for Delays	Remedial Action
Underberg Asphalt Roads ph 3	3	The project is 15% complete	The project is 30% complete	The project is 50% complete	The project is 75% complete	
Underberg Asphalt Roads ph 3	3	Adjudication stage	The project will be re-advertised as no suitable service provider were find	Tender has been re-advertised	Adjudication stage	
Creighton Asphalt Road 6	15	The contractor is on site and the project is 70% complete	The project is complete and energized	The project is complete	The project is complete	
Greater Steynor/ Ridge I phase 3		The project is complete and energized	The project is complete and energized	The project is complete	The project is complete	
Greater Nhlamhoni/Goxhi II phase 3	2	Designs are complete and approved by Eskom	Designs are complete and approved by Eskom	18 has been completed and energized and 8 awaiting for outages	18 has been completed and energized and 8 awaiting for outages	
Greater Underberg with 3 phase 3	3	Designs are complete and approved by Eskom	The project is complete awaiting for meters	The project is practical complete	The project is practical complete	
Greater Amakhuze /Cabazi phase 3	4	The contractor is on site and the project is 60% complete	The project is complete awaiting for meters	The project is practical complete	The project is practical complete	
Greater Khukhula/Nom agaga phase 3	5	The project is practical complete	The project is practical complete	The project is practical complete	The project is practical complete	
Greater Mincrow /Hlabeni phase 3	6	Designs are complete and approved by Eskom	Designs are complete and approved by Eskom	The project is 60% complete	This project is practical complete	
Greater Gumeni/ Mqudekwani phase 3	7	The contractor is busy on site and the project is 20% complete	The contractor is busy on site and the project is 20% complete	The project is practical complete	The project is practical complete	
Greater Ngwagwane phase 3	8	The contractor is busy on site and the project is 95% complete	The project is complete awaiting for meters	The project is practical complete	The project is practical complete	
Greater Nkwezela phase 3	9	Designs are complete and approved by Eskom	The contractor is busy on site and the project is 40% complete	The project is practical complete	The project is practical complete	
Greater Bulwer phase 3	10	The project is complete and energized	The project is complete and energized	The project is complete	The project is complete	
Greater Nkumbi/ Mangwaneni phase 3	11	The project is 80% complete	The project is 90% complete	The project is practical complete	The project is practical complete	
Greater Ekhidi/ Shanonjane phase 3	12	The project is practical complete	The project is complete awaiting for meters	The project is practical complete	The project is practical complete	
Greater Dombrook phase 3	13	The project is 80% complete	The project is complete awaiting for meters	The project is practical complete	The project is practical complete	
Greater Mijal/ Creighton phase 3	14	Designs are complete and approved by Eskom	The project is 60% complete	The project is practical complete	The project is practical complete	
Greater Sandanzwe/ Masamant phase 3	15					

Municipal In-year reports & supporting tables

mSCOA Version 6.4

[Click for Instructions!](#)[Accountability](#)[Transparency](#)[Information &
service delivery](#)**national treasury**Department:
National Treasury
REPUBLIC OF SOUTH AFRICA**Contact details:**

Budget submission enquiries:

Elsabé Rossouw

National Treasury

Tel: (012) 315-5534

Electronic documents: lgdocuments@treasury.gov.za

Preparation Instructions

Municipality Name:

CFO Name:

Tel: Fax:

E-Mail:

Reporting period:

MTREF:

Budget Year: 2020/21

Does this municipality have Entities?

If YES: Identify type of report:

Name Votes & Sub-Votes

Printing Instructions

Showing / Hiding Columns

Showing / Clearing Highlights

Importants documents which provide essential assistance

MFMA Budget Circular 2011/12

[Click to view](#)

MBRR Budget Formats Guide

[Click to view](#)

Dummy Budget Guide

[Click to view](#)

Funding Compliance Guide

[Click to view](#)

MFMA Return Forms

[Click to view](#)

Organisational Structure Votes	Complete Votes & Sub-Votes	Select Org. Structure
Vote 1 - Executive and Council	Vote 1 Executive and Council	
Vote 2 - Budget and Treasury	1.1 Municipal Manager and Council	1.1 - Municipal Manager and Council
Vote 3 - Corporate Services	1.2 Internal Audit	1.2 - Internal Audit
Vote 4 - Community Services	1.3 Name of sub-vote	
Vote 5 - Public Works and Drain Services	1.4 Name of sub-vote	
Vote 6 - Planning and Development	1.5 Name of sub-vote	
Vote 7 - NAME OF VOTE 7	1.6 Name of sub-vote	
Vote 8 - NAME OF VOTE 8	1.7 Name of sub-vote	
Vote 9 - NAME OF VOTE 9	1.8 Name of sub-vote	
Vote 10 - NAME OF VOTE 10	1.9 Name of sub-vote	
Vote 11 - NAME OF VOTE 11	1.10 Name of sub-vote	
Vote 12 - NAME OF VOTE 12	Vote 2 Budget and Treasury	2.1 - Budget and Treasury
Vote 13 - NAME OF VOTE 13	2.2 Name of sub-vote	
Vote 14 - NAME OF VOTE 14	2.3 Name of sub-vote	
Vote 15 - NAME OF VOTE 15	2.4 Name of sub-vote	
	2.5 Name of sub-vote	
	2.6 Name of sub-vote	
	2.7 Name of sub-vote	
	2.8 Name of sub-vote	
	2.9 Name of sub-vote	
	2.10 Name of sub-vote	
	2.11 Name of sub-vote	
	Vote 3 Corporate Services	3.1 - Corporate services admin and auxiliary services
	3.1 Corporate services admin and auxiliary services	3.1 - Corporate services admin and auxiliary services
	3.2 Human Resources	3.2 - Human Resources
	3.3 Name of sub-vote	
	3.4 Name of sub-vote	
	3.5 Name of sub-vote	
	3.6 Name of sub-vote	
	3.7 Name of sub-vote	
	3.8 Name of sub-vote	
	3.9 Name of sub-vote	
	3.10 Name of sub-vote	
	Vote 4 Community Services	4.1 - Community Services Administration
	4.1 Community Services Administration	4.1 - Community Services Administration
	4.2 Traffic and Protection Services	4.2 - Traffic and Protection Services
	4.3 Disaster Management	4.3 - Disaster Management
	4.4 Municipal Planning	4.4 - Municipal Planning
	4.5 Sportfields	4.5 - Sportfields
	4.6 Libraries	4.6 - Libraries
	4.7 Community Programmes	4.7 - Community Programmes
	4.8 LED and Tourism	4.8 - LED and Tourism
	4.9 Name of sub-vote	
	4.10 Name of sub-vote	
	Vote 5 Public Works and Drain Services	5.1 - Roads
	5.1 Roads	5.1 - Roads
	5.2 Housing	5.2 - Housing
	5.3 Waste Management	5.3 - Waste Management
	5.4 PMU	5.4 - PMU
	5.5 Name of sub-vote	
	5.6 Name of sub-vote	
	5.7 Name of sub-vote	
	5.8 Name of sub-vote	
	5.9 Name of sub-vote	
	5.10 Name of sub-vote	
	Vote 6 Planning and Development	6.1 - Planning and Development
	6.1 Planning and Development	6.1 - Planning and Development
	6.2 Name of sub-vote	
	6.3 Name of sub-vote	
	6.4 Name of sub-vote	
	6.5 Name of sub-vote	
	6.6 Name of sub-vote	
	6.7 Name of sub-vote	
	6.8 Name of sub-vote	
	6.9 Name of sub-vote	
	6.10 Name of sub-vote	
	Vote 7 NAME OF VOTE 7	
	7.1 Name of sub-vote	
	7.2 Name of sub-vote	
	7.3 Name of sub-vote	
	7.4 Name of sub-vote	
	7.5 Name of sub-vote	
	7.6 Name of sub-vote	
	7.7 Name of sub-vote	
	7.8 Name of sub-vote	
	7.9 Name of sub-vote	
	7.10 Name of sub-vote	
	Vote 8 NAME OF VOTE 8	
	8.1 Name of sub-vote	
	8.2 Name of sub-vote	
	8.3 Name of sub-vote	
	8.4 Name of sub-vote	
	8.5 Name of sub-vote	
	8.6 Name of sub-vote	
	8.7 Name of sub-vote	
	8.8 Name of sub-vote	
	8.9 Name of sub-vote	
	8.10 Name of sub-vote	
	Vote 9 NAME OF VOTE 9	
	9.1 Name of sub-vote	
	9.2 Name of sub-vote	
	9.3 Name of sub-vote	
	9.4 Name of sub-vote	
	9.5 Name of sub-vote	
	9.6 Name of sub-vote	
	9.7 Name of sub-vote	
	9.8 Name of sub-vote	
	9.9 Name of sub-vote	
	9.10 Name of sub-vote	
	Vote 10 NAME OF VOTE 10	
	10.1 Name of sub-vote	
	10.2 Name of sub-vote	
	10.3 Name of sub-vote	
	10.4 Name of sub-vote	
	10.5 Name of sub-vote	
	10.6 Name of sub-vote	
	10.7 Name of sub-vote	
	10.8 Name of sub-vote	
	10.9 Name of sub-vote	
	10.10 Name of sub-vote	
	Vote 11 NAME OF VOTE 11	
	11.1 Name of sub-vote	
	11.2 Name of sub-vote	
	11.3 Name of sub-vote	
	11.4 Name of sub-vote	
	11.5 Name of sub-vote	
	11.6 Name of sub-vote	
	11.7 Name of sub-vote	
	11.8 Name of sub-vote	
	11.9 Name of sub-vote	
	11.10 Name of sub-vote	
	Vote 12 NAME OF VOTE 12	
	12.1 Name of sub-vote	
	12.2 Name of sub-vote	
	12.3 Name of sub-vote	
	12.4 Name of sub-vote	
	12.5 Name of sub-vote	
	12.6 Name of sub-vote	
	12.7 Name of sub-vote	
	12.8 Name of sub-vote	
	12.9 Name of sub-vote	
	12.10 Name of sub-vote	
	Vote 13 NAME OF VOTE 13	
	13.1 Name of sub-vote	
	13.2 Name of sub-vote	
	13.3 Name of sub-vote	
	13.4 Name of sub-vote	
	13.5 Name of sub-vote	
	13.6 Name of sub-vote	
	13.7 Name of sub-vote	
	13.8 Name of sub-vote	
	13.9 Name of sub-vote	
	13.10 Name of sub-vote	
	Vote 14 NAME OF VOTE 14	
	14.1 Name of sub-vote	
	14.2 Name of sub-vote	
	14.3 Name of sub-vote	
	14.4 Name of sub-vote	
	14.5 Name of sub-vote	
	14.6 Name of sub-vote	
	14.7 Name of sub-vote	
	14.8 Name of sub-vote	
	14.9 Name of sub-vote	
	14.10 Name of sub-vote	
	Vote 15 NAME OF VOTE 15	
	15.1 Name of sub-vote	
	15.2 Name of sub-vote	
	15.3 Name of sub-vote	
	15.4 Name of sub-vote	
	15.5 Name of sub-vote	
	15.6 Name of sub-vote	
	15.7 Name of sub-vote	
	15.8 Name of sub-vote	
	15.9 Name of sub-vote	
	15.10 Name of sub-vote	

KZN436 Dr Nkosazana Dlamini Zuma - Contact Information

A. GENERAL INFORMATION	
Municipality	KZN436 Dr Nkosazana Dlamini Zuma
Grade	3 <small>1 Grade in terms of the Remuneration of Public Office Bearers Act.</small>
Province	Kwazulu-Natal
Web Address	www.ndz.gov.za
E-mail Address	cfo@ndz.gov.za
B. CONTACT INFORMATION	
Postal address:	
P.O. Box	P.O. Box 62
City / Town	Creighton
Postal Code	3263
Street address	
Building	Dr Nkosazani Dlamini Zuma Municipal building
Street No. & Name	Main street
City / Town	Creighton
Postal Code	3263
General Contacts	
Telephone number	039 833 1038
Fax number	039 833 1179
C. POLITICAL LEADERSHIP	
Speaker:	
ID Number	771215 5474 086
Title	Mr
Name	Mduduzi B Banda
Telephone number	039 833 1038
Cell number	076 887 1193
Fax number	039 833 1179
E-mail address	spearier@ndz.gov.za
Secretary/PA to the Speaker:	
ID Number	890430032082
Title	Miss
Name	N. Dlamini
Telephone number	033 702 3000
Cell number	082 777 8903
Fax number	337021148
E-mail address	mayorpa@kwasani.gov.za
Mayor/Executive Mayor:	
ID Number	690612 0827 086
Title	Ms
Name	Patricia N Mnowabe
Telephone number	039 833 1038
Cell number	079 290 7707
Fax number	039 833 1179
E-mail address	mnowabep@ndz.gov.za
Secretary/PA to the Mayor/Executive Mayor:	
ID Number	8706220444081
Title	Mrs
Name	A Hlongwane
Telephone number	039 833 1038
Cell number	063 515 4771
Fax number	039 833 1539
E-mail address	mayorpa@ndz.gov.za
Deputy Mayor/Executive Mayor:	
ID Number	830404 5720 081
Title	Mr
Name	Phileas P Shange
Telephone number	039 833 1038
Cell number	073 053 1189
Fax number	039 833 1179
E-mail address	deputy mayor@ndz.gov.za
Secretary/PA to the Deputy Mayor/Executive Mayor:	
ID Number	9301090607089
Title	Miss
Name	Siphesihelo B Zondi
Telephone number	039 833 1038
Cell number	078662 6888
Fax number	039 833 1539
E-mail address	nzmandes@ndz.gov.za
D. MANAGEMENT LEADERSHIP	
Municipal Manager:	
ID Number	690127 5582 081
Title	Mr
Name	Nkosiyezwe C Vazi
Telephone number	039 833 1038
Cell number	073 976 6682
Fax number	039 833 1179
E-mail address	municipalmanager@ndz.gov.za
Secretary/PA to the Municipal Manager:	
ID Number	880713 0737 083
Title	Miss
Name	S. Mbatha
Telephone number	039 833 1038
Cell number	060 993 2867
Fax number	039 833 1539
E-mail address	executivesupport@ndz.gov.za
Chief Financial Officer	
ID Number	840531 5489 081
Title	Mr
Name	K.M.B MZIMELA
Telephone number	039 833 1038
Cell number	060 544 5411
Fax number	039 833 1199
E-mail address	cfo@ndz.gov.za
Secretary/PA to the Chief Financial Officer	
ID Number	8703040833080
Title	Miss
Name	Penny Mbele
Telephone number	039 833 1038
Cell number	0781766790
Fax number	039 833 1539
E-mail address	mbelepeny83@gmail.com
Official responsible for submitting financial information	
ID Number	810926 5730 086
Title	Mr
Name	Phillip Mtungwa
Telephone number	039 833 1038
Cell number	079 406 1647
Fax number	039 833 1179
E-mail address	deputycfo@ndz.gov.za
Official responsible for submitting financial information	
ID Number	841016 0917 087
Title	Miss
Name	Nokuthula Khuboni
Telephone number	039 833 1038
Cell number	072 770 0163
Fax number	039 833 1179
E-mail address	khubonin@ndz.gov.za
Official responsible for submitting financial information	
ID Number	851124 5421 084
Title	Mr
Name	Sbusiso Jali
Telephone number	039 833 1038
Cell number	079 309 2106
Fax number	039 833 1179
E-mail address	jalis@ndz.gov.za
Official responsible for submitting financial information	
ID Number	960105456087
Title	Mr
Name	Lebohang Knowledge
Telephone number	039 833 1038
Cell number	079 124 6472
Fax number	039 833 1179
E-mail address	molelet@ndz.gov.za
Official responsible for submitting financial information	

KZN436 Dr Nkosazana Dlamini Zuma - Table C1 Monthly Budget Statement Summary - M10 April

Description	2019/20 Audited Outcome	Budget Year 2020/21							
		Original Budget	Adjusted Budget	Monthly actual	YearTD actual	YearTD budget	YTD variance	YTD variance %	Full Year Forecast
R thousands									
Financial Performance									
Property rates	33,001	34,425	28,649	2,933	28,754	23,874	4,880	20%	28,64
Service charges	3,423	3,608	3,893	298	2,962	3,244	(282)	-9%	3,89
Investment revenue	8,172	8,090	6,100	461	4,853	5,083	(231)	-5%	6,10
Transfers and subsidies	135,794	143,638	168,944	1,044	167,123	140,787	26,336	19%	168,94
Other own revenue	14,291	14,221	7,547	705	7,427	6,289	1,138	18%	7,54
Total Revenue (excluding capital transfers and contributions)	194,682	203,982	215,134	5,441	211,119	179,278	31,841	18%	215,13
Employee costs	58,124	70,219	70,219	5,172	53,054	58,515	(5,462)	-9%	70,21
Remuneration of Councillors	11,598	11,901	11,901	966	9,665	9,918	(253)	-3%	11,90
Depreciation & asset impairment	27,481	41,625	34,752	2,639	25,708	28,960	(3,252)	-11%	34,75
Finance charges	181	291	291	4	143	243	(100)	-41%	29
Materials and bulk purchases	1,986	3,998	5,795	116	1,064	4,829	(3,765)	-78%	5,79
Transfers and subsidies	1,496	1,990	2,987	707	1,869	2,489	(620)	-25%	2,98
Other expenditure	68,748	73,251	79,571	3,951	40,332	66,300	(25,968)	-39%	79,57
Total Expenditure	169,614	203,276	205,516	13,555	131,834	171,253	(39,420)	-23%	205,51
Surplus/(Deficit)	25,068	706	9,617	(8,114)	79,285	8,025	71,260	888%	9,61
Transfers and subsidies - capital (monetary allocations)	31,240	26,989	29,442	4,677	22,009	24,535	(2,526)	-10%	29,44
Contributions & Contributed assets	-	-	-	-	-	-	-	-	-
Surplus/(Deficit) after capital transfers & contributions	56,308	27,695	39,059	(3,436)	101,293	32,560	68,734	211%	39,05
Share of surplus/ (deficit) of associate	-	-	-	-	-	-	-	-	-
Surplus/ (Deficit) for the year	56,308	27,695	39,059	(3,436)	101,293	32,560	68,734	211%	39,05
Capital expenditure & funds sources									
Capital expenditure	77,287	101,077	119,608	6,236	39,286	99,673	(60,387)	-61%	119,60
Capital transfers recognised	33,643	27,074	29,442	4,155	19,266	24,535	(5,269)	-21%	29,44
Public contributions & donations	-	-	-	-	-	-	-	-	-
Borrowing	-	-	-	-	-	-	-	-	-
Internally generated funds	44,242	74,003	90,166	2,081	20,020	75,138	(55,118)	-73%	90,16
Total sources of capital funds	77,885	101,077	119,608	6,236	39,286	99,673	(60,387)	-61%	119,60
Financial position									
Total current assets	188,551	96,446	119,456		246,961				119,45
Total non current assets	403,715	503,685	515,170		444,892				515,17
Total current liabilities	52,324	51,123	55,625		50,618				55,62
Total non current liabilities	18,212	17,397	18,212		18,212				18,21
Community wealth/Equity	521,730	531,610	560,789		521,730				560,78
Cash flows									
Net cash from (used) operating	70,742	66,006	75,204	(3,547)	(308,457)	62,670	371,127	592%	75,20
Net cash from (used) investing	(69,072)	(92,496)	(118,408)	-	-	1,000	1,000	100%	1,20
Net cash from (used) financing	847	(678)	(370)	-	-	-	-	-	-
Cash/cash equivalents at the month/year end	124,203	61,623	80,630	-	(184,254)	187,873	372,127	198%	200,60
Debtors & creditors analysis									
	0-30 Days	31-60 Days	61-90 Days	91-120 Days	121-150 Dys	151-180 Dys	181 Dys-1 Yr	Over 1Yr	Total
Debtors Age Analysis									
Total By Income Source	(341)	1,881	1,730	1,638	1,594	1,560	8,140	53,582	69,78
Creditors Age Analysis									
Total Creditors	9,959	-	-	-	-	-	-	47	10,00

KZN436 Dr Nkosazana Dlamini Zuma - Table C2 Monthly Budget Statement - Financial Performance (functional classification) - M10 April

Description	Ref	2019/20	Budget Year 2020/21							
		Audited Outcome	Original Budget	Adjusted Budget	Monthly actual	YearTD actual	YearTD budget	YTD variance	YTD variance %	Full Year Forecast
R thousands	1									
Revenue - Functional										
Governance and administration		180,758	191,341	202,564	4,315	200,648	168,803	31,844	19%	202,564
Executive and council		-	-	-	-	-	-	-	-	-
Finance and administration		180,758	191,341	202,564	4,315	200,648	168,803	31,844	19%	202,564
Internal audit		-	-	-	-	-	-	-	-	-
Community and public safety		11,307	6,397	7,949	442	5,255	6,624	(1,370)	-21%	7,949
Community and social services		10,051	3,804	6,213	350	4,608	5,177	(569)	-11%	6,213
Sport and recreation		95	-	-	-	-	-	-	-	-
Public safety		1,161	2,154	1,536	92	647	1,280	(634)	-49%	1,536
Housing		-	439	200	-	-	167	(167)	-100%	200
Health		-	-	-	-	-	-	-	-	-
Economic and environmental services		30,434	29,625	29,794	5,063	24,263	24,828	(566)	-2%	29,794
Planning and development		112	123	623	131	367	519	(152)	-29%	623
Road transport		30,322	29,502	29,171	4,932	23,896	24,309	(413)	-2%	29,171
Environmental protection		-	-	-	-	-	-	-	-	-
Trading services		3,423	3,608	4,268	298	2,962	3,557	(595)	-17%	4,268
Energy sources		-	-	-	-	-	-	-	-	-
Water management		-	-	-	-	-	-	-	-	-
Waste water management		-	-	-	-	-	-	-	-	-
Waste management		3,423	3,608	4,268	298	2,962	3,557	(595)	-17%	4,268
Other	4	-	-	-	-	-	-	-	-	-
Total Revenue - Functional	2	225,922	230,971	244,576	10,119	233,127	203,813	29,314	14%	244,576
Expenditure - Functional										
Governance and administration		100,271	125,209	119,938	8,909	78,897	99,939	(21,041)	-21%	119,938
Executive and council		20,136	22,265	22,519	1,782	16,651	18,766	(2,115)	-11%	22,519
Finance and administration		79,010	101,411	95,715	7,019	61,260	79,754	(18,494)	-23%	95,715
Internal audit		1,125	1,532	1,704	109	987	1,420	(433)	-31%	1,704
Community and public safety		21,512	27,265	27,565	1,760	17,841	22,971	(5,129)	-22%	27,565
Community and social services		11,524	16,336	16,831	931	9,290	14,026	(4,735)	-34%	16,831
Sport and recreation		205	-	-	10	114	-	114	#DIV/0!	-
Public safety		9,525	10,169	9,961	797	8,152	8,301	(149)	-2%	9,961
Housing		258	760	521	21	255	434	(179)	-41%	521
Health		-	-	252	-	30	210	(180)	-86%	252
Economic and environmental services		27,633	39,982	39,748	2,161	21,494	33,123	(11,629)	-35%	39,748
Planning and development		6,714	17,661	17,306	755	5,597	14,422	(8,825)	-61%	17,306
Road transport		20,919	22,320	22,442	1,406	15,897	18,701	(2,804)	-15%	22,442
Environmental protection		-	-	-	-	-	-	-	-	-
Trading services		18,431	6,711	13,511	596	11,939	11,259	681	6%	13,511
Energy sources		13,611	-	6,000	-	5,847	5,000	847	17%	6,000
Water management		-	-	-	-	-	-	-	-	-
Waste water management		-	-	-	-	-	-	-	-	-
Waste management		4,820	6,711	7,511	596	6,092	6,259	(166)	-3%	7,511
Other		1,768	4,110	4,755	129	1,662	3,962	(2,300)	-58%	4,755
Total Expenditure - Functional	3	169,614	203,276	205,516	13,555	131,834	171,253	(39,420)	-23%	205,516
Surplus/ (Deficit) for the year		56,308	27,695	39,059	(3,436)	101,293	32,560	68,734	211%	39,059

References

- Government Finance Statistics Functions and Sub-functions are standardised to assist the compilation of national and international accounts for comparison purposes
- Total Revenue by functional classification must reconcile to Total Operating Revenue shown in the Financial Performance Statement
- Total Expenditure by functional classification must reconcile to total operating expenditure shown in 'Financial Performance Statement'
- All amounts must be classified under a functional classification (modified GFS). The GFS function 'Other' is only for Abattoirs, Air Transport, Licensing and Regulation, Markets and Tourism - and if used must be supported by footnotes. Nothing else may be placed under 'Other'. Assign associate share to relevant classification

KZN436 Dr Nkosazana Dlamini Zuma - Table C2 Monthly Budget Statement - Financial Performance (functional classification) - M10 April

Description	Ref	Budget Year 2020/21								
		2019/20 Audited Outcome	Original Budget	Adjusted Budget	Monthly actual	YearTD actual	YearTD budget	YTD variance	YTD variance %	Full Year Forecast
R thousands	1									
Revenue - Functional										
Municipal governance and administration		180,758	191,341	202,564	4,315	200,648	168,803	31,844	19%	202,56
Executive and council		-	-	-	-	-	-	-	-	-
Mayor and Council		-	-	-	-	-	-	-	-	-
Municipal Manager, Town Secretary and Chief Executive		-	-	-	-	-	-	-	-	-
Finance and administration		180,758	191,341	202,564	4,315	200,648	168,803	31,844	0	202,56
Administrative and Corporate Support		20	-	-	-	-	-	-	-	-
Asset Management		-	-	-	-	-	-	-	-	-
Finance		180,739	191,236	202,460	4,315	200,648	168,716	31,931	0	202,46
Fleet Management		-	-	-	-	-	-	-	-	-
Human Resources		-	105	105	-	-	87	(87)	(0)	10
Information Technology		-	-	-	-	-	-	-	-	-
Legal Services		-	-	-	-	-	-	-	-	-
Marketing, Customer Relations, Publicity and Media Co-ordination		-	-	-	-	-	-	-	-	-
Property Services		-	-	-	-	-	-	-	-	-
Risk Management		-	-	-	-	-	-	-	-	-
Security Services		-	-	-	-	-	-	-	-	-
Supply Chain Management		-	-	-	-	-	-	-	-	-
Valuation Service		-	-	-	-	-	-	-	-	-
Internal audit		-	-	-	-	-	-	-	-	-
Governance Function		-	-	-	-	-	-	-	-	-
Community and public safety		11,307	6,397	7,949	442	5,255	6,824	(1,370)	(0)	7,94
Community and social services		10,051	3,804	6,213	350	4,608	5,177	(569)	(0)	6,21
Aged Care		-	-	-	-	-	-	-	-	-
Agricultural		-	-	-	-	-	-	-	-	-
Animal Care and Diseases		-	-	-	-	-	-	-	-	-
Cemeteries, Funeral Parlours and Crematoriums		-	-	-	-	-	-	-	-	-
Child Care Facilities		-	-	-	-	-	-	-	-	-
Community Halls and Facilities		28	-	-	-	-	-	-	-	-
Consumer Protection		-	-	-	-	-	-	-	-	-
Cultural Matters		-	-	-	-	-	-	-	-	-
Disaster Management		-	-	-	-	-	-	-	-	-
Education		-	-	-	-	-	-	-	-	-
Indigenous and Customary Law		-	-	-	-	-	-	-	-	-
Industrial Promotion		-	-	-	-	-	-	-	-	-
Language Policy		-	-	-	-	-	-	-	-	-
Libraries and Archives		7,748	3,804	6,213	350	4,608	5,177	(569)	(0)	6,21
Literacy Programmes		-	-	-	-	-	-	-	-	-
Media Services		-	-	-	-	-	-	-	-	-
Museums and Art Galleries		-	-	-	-	-	-	-	-	-
Population Development		2,275	-	-	-	-	-	-	-	-
Provincial Cultural Matters		-	-	-	-	-	-	-	-	-
Theatres		-	-	-	-	-	-	-	-	-
Zoo's		-	-	-	-	-	-	-	-	-
Sport and recreation		95	-	-	-	-	-	-	-	-
Beaches and Jetties		-	-	-	-	-	-	-	-	-
Casinos, Racing, Gambling, Wagering		-	-	-	-	-	-	-	-	-
Community Parks (including Nurseries)		-	-	-	-	-	-	-	-	-
Recreational Facilities		-	-	-	-	-	-	-	-	-
Sports Grounds and Stadiums		95	-	-	-	-	-	-	-	-
Public safety		1,161	2,154	1,536	92	647	1,280	(634)	(0)	1,53
Civil Defence		-	-	-	-	-	-	-	-	-
Cleansing		-	-	-	-	-	-	-	-	-
Control of Public Nuisances		-	-	-	-	-	-	-	-	-
Fencing and Fences		-	-	-	-	-	-	-	-	-
Fire Fighting and Protection		745	745	-	-	-	-	-	-	-
Licensing and Control of Animals		-	-	-	-	-	-	-	-	-
Police Forces, Traffic and Street Parking Control		416	1,409	1,536	92	647	1,280	(634)	(0)	1,53
Pounds		-	-	-	-	-	-	-	-	-
Housing		-	439	200	-	-	167	(167)	(0)	20
Housing		-	439	200	-	-	167	(167)	(0)	20
Informal Settlements		-	-	-	-	-	-	-	-	-
Health		-	-	-	-	-	-	-	-	-
Ambulance		-	-	-	-	-	-	-	-	-
Health Services		-	-	-	-	-	-	-	-	-
Laboratory Services		-	-	-	-	-	-	-	-	-
Food Control		-	-	-	-	-	-	-	-	-
Health Surveillance and Prevention of Communicable Diseases including immunizations		-	-	-	-	-	-	-	-	-
Vector Control		-	-	-	-	-	-	-	-	-
Chemical Safety		-	-	-	-	-	-	-	-	-
Economic and environmental services		30,434	29,625	29,794	5,063	24,263	24,828	(566)	(0)	29,79
Planning and development		112	123	623	131	367	519	(152)	(0)	62
Billboards		-	-	-	-	-	-	-	-	-
Corporate Wide Strategic Planning (IDPs, LEDs)		-	-	-	-	-	-	-	-	-
Central City Improvement District		-	-	-	-	-	-	-	-	-
Development Facilitation		-	-	-	-	-	-	-	-	-
Economic Development/Planning		-	-	-	-	-	-	-	-	-
Regional Planning and Development		-	-	-	-	-	-	-	-	-
Town Planning, Building Regulations and Enforcement, and City Engineer		112	123	623	131	367	519	(152)	(0)	62
Project Management Unit		-	-	-	-	-	-	-	-	-
Provincial Planning		-	-	-	-	-	-	-	-	-
Support to Local Municipalities		-	-	-	-	-	-	-	-	-
Road transport		30,322	29,502	29,171	4,932	23,896	24,309	(413)	(0)	29,17
Public Transport		-	-	-	-	-	-	-	-	-
Road and Traffic Regulation		58	-	-	-	13	-	13	#DIV/0!	-
Roads		30,264	29,502	29,171	4,932	23,883	24,309	(426)	(0)	29,17
Taxi Ranks		-	-	-	-	-	-	-	-	-
Environmental protection		-	-	-	-	-	-	-	-	-
Biodiversity and Landscape		-	-	-	-	-	-	-	-	-
Coastal Protection		-	-	-	-	-	-	-	-	-
Indigenous Forests		-	-	-	-	-	-	-	-	-

Description	Ref	2019/20	Budget Year 2020/21							
		Audited Outcome	Original Budget	Adjusted Budget	Monthly actual	YearTD actual	YearTD budget	YTD variance	YTD variance %	Full Year Forecast
R thousands	1									
Nature Conservation		-	-	-	-	-	-	-	-	-
Pollution Control		-	-	-	-	-	-	-	-	-
Soil Conservation		-	-	-	-	-	-	-	-	-
Trading services		3,423	3,608	4,268	298	2,962	3,557	(595)	(0)	4,26
Energy sources		-	-	-	-	-	-	-	-	-
Electricity		-	-	-	-	-	-	-	-	-
Street Lighting and Signal Systems		-	-	-	-	-	-	-	-	-
Nonelectric Energy		-	-	-	-	-	-	-	-	-
Water management		-	-	-	-	-	-	-	-	-
Water Treatment		-	-	-	-	-	-	-	-	-
Water Distribution		-	-	-	-	-	-	-	-	-
Water Storage		-	-	-	-	-	-	-	-	-
Waste water management		-	-	-	-	-	-	-	-	-
Public Toilets		-	-	-	-	-	-	-	-	-
Sewerage		-	-	-	-	-	-	-	-	-
Storm Water Management		-	-	-	-	-	-	-	-	-
Waste Water Treatment		-	-	-	-	-	-	-	-	-
Waste management		3,423	3,608	4,268	298	2,962	3,557	(595)	(0)	4,26
Recycling		-	-	-	-	-	-	-	-	-
Solid Waste Disposal (Landfill Sites)		-	-	-	-	-	-	-	-	-
Solid Waste Removal		3,423	3,608	4,268	298	2,962	3,557	(595)	(0)	4,26
Street Cleaning		-	-	-	-	-	-	-	-	-
Other		-	-	-	-	-	-	-	-	-
Abattoirs		-	-	-	-	-	-	-	-	-
Air Transport		-	-	-	-	-	-	-	-	-
Forestry		-	-	-	-	-	-	-	-	-
Licensing and Regulation		-	-	-	-	-	-	-	-	-
Markets		-	-	-	-	-	-	-	-	-
Tourism		-	-	-	-	-	-	-	-	-
Total Revenue - Functional	2	225,922	230,971	244,576	10,119	233,127	203,813	29,314	0	244,57

Description	Ref	Budget Year 2020/21								
		2019/20 Audited Outcome	Original Budget	Adjusted Budget	Monthly actual	YearTD actual	YearTD budget	YTD variance	YTD variance %	Full Year Forecast
R thousands	1									
Expenditure - Functional										
Municipal governance and administration		100,271	125,209	119,938	8,909	78,897	99,939	(21,041)	(0)	118,93
Executive and council		20,136	22,285	22,519	1,782	16,651	18,766	(2,115)	(0)	22,51
Mayor and Council		12,046	12,417	12,417	966	9,707	10,347	(641)	(0)	12,41
Municipal Manager, Town Secretary and Chief Executive		8,089	9,869	10,102	815	6,944	8,418	(1,474)	(0)	10,10
Finance and administration		79,010	101,411	95,715	7,019	61,260	79,754	(18,494)	(0)	95,71
Administrative and Corporate Support		20,014	20,411	20,461	1,733	16,500	17,061	(561)	(0)	20,46
Asset Management		-	-	-	-	-	-	-	-	-
Finance		56,629	77,154	71,528	5,128	42,811	59,598	(16,787)	(0)	71,52
Fleet Management		-	-	-	-	-	-	-	-	-
Human Resources		2,368	3,846	3,726	157	1,949	3,105	(1,155)	(0)	3,72
Information Technology		-	-	-	-	-	-	-	-	-
Legal Services		-	-	-	-	-	-	-	-	-
Marketing, Customer Relations, Publicity and Media Co-ordination		-	-	-	-	-	-	-	-	-
Property Services		-	-	-	-	-	-	-	-	-
Risk Management		-	-	-	-	-	-	-	-	-
Security Services		-	-	-	-	-	-	-	-	-
Supply Chain Management		-	-	-	-	-	-	-	-	-
Valuation Service		-	-	-	-	-	-	-	-	-
Internal audit		1,125	1,532	1,704	109	987	1,420	(433)	(0)	1,70
Governance Function		1,125	1,532	1,704	109	987	1,420	(433)	(0)	1,70
Community and public safety		21,512	27,265	27,565	1,780	17,841	22,971	(5,129)	(0)	27,56
Community and social services		11,524	16,336	16,831	931	9,290	14,026	(4,735)	(0)	16,83
Aged Care		-	-	-	-	-	-	-	-	-
Agricultural		-	-	-	-	-	-	-	-	-
Animal Care and Diseases		2	43	63	35	52	52	0	0	6
Cemeteries, Funeral Parlours and Crematoriums		1	2	2	-	-	2	(2)	(0)	-
Child Care Facilities		-	-	-	-	-	-	-	-	-
Community Halls and Facilities		-	-	300	21	137	250	(113)	(0)	30
Consumer Protection		-	-	-	-	-	-	-	-	-
Cultural Matters		-	-	-	-	-	-	-	-	-
Disaster Management		-	-	-	-	-	-	-	-	-
Education		-	-	-	-	-	-	-	-	-
Indigenous and Customary Law		-	-	-	-	-	-	-	-	-
Industrial Promotion		-	-	-	-	-	-	-	-	-
Language Policy		-	-	-	-	-	-	-	-	-
Libraries and Archives		3,829	4,232	4,237	293	3,117	3,531	(414)	(0)	4,23
Literacy Programmes		-	-	-	-	-	-	-	-	-
Media Services		-	-	-	-	-	-	-	-	-
Museums and Art Galleries		-	-	-	-	-	-	-	-	-
Population Development		7,692	12,060	12,230	582	5,984	10,191	(4,207)	(0)	12,23
Provincial Cultural Matters		-	-	-	-	-	-	-	-	-
Theatres		-	-	-	-	-	-	-	-	-
Zoo's		-	-	-	-	-	-	-	-	-
Sport and recreation		205	-	-	10	114	-	114	#DIV/0!	-
Beaches and Jetties		-	-	-	-	-	-	-	-	-
Casinos, Racing, Gambling, Wegering		-	-	-	-	-	-	-	-	-
Community Parks (including Nurseries)		-	-	-	-	-	-	-	-	-
Recreational Facilities		-	-	-	-	-	-	-	-	-
Sports Grounds and Stadiums		205	-	-	10	114	-	114	#DIV/0!	-
Public safety		9,525	10,169	9,961	797	8,152	8,301	(149)	(0)	9,96
Civil Defence		-	-	-	-	-	-	-	-	-
Cleansing		-	-	-	-	-	-	-	-	-
Control of Public Nuisances		-	-	-	-	-	-	-	-	-
Fencing and Fences		-	-	-	-	-	-	-	-	-
Fire Fighting and Protection		3,608	4,357	4,149	214	2,566	3,457	(891)	(0)	4,14
Licensing and Control of Animals		685	960	960	58	619	800	(181)	(0)	96
Police Forces, Traffic and Street Parking Control		5,232	4,852	4,852	525	4,967	4,043	924	0	4,85
Pounds		-	-	-	-	-	-	-	-	-
Housing		258	760	521	21	255	434	(179)	(0)	52
Housing		258	760	521	21	255	434	(179)	(0)	52
Informal Settlements		-	-	-	-	-	-	-	-	-
Health		-	-	252	-	30	210	(180)	(0)	25
Ambulance		-	-	-	-	-	-	-	-	-
Health Services		-	-	252	-	30	210	(180)	(0)	25
Laboratory Services		-	-	-	-	-	-	-	-	-
Food Control		-	-	-	-	-	-	-	-	-
Health Surveillance and Prevention of Communicable Diseases including Immunizations		-	-	-	-	-	-	-	-	-
Vector Control		-	-	-	-	-	-	-	-	-
Chemical Safety		-	-	-	-	-	-	-	-	-
Economic and environmental services		27,633	39,982	39,748	2,161	21,494	33,123	(11,629)	(0)	39,74
Planning and development		6,714	17,661	17,306	755	5,597	14,422	(8,825)	(0)	17,30
Billboards		-	-	-	-	-	-	-	-	-
Corporate Wide Strategic Planning (IDPs, LEDs)		1,193	3,677	2,982	45	476	2,485	(2,009)	(0)	2,98
Central City Improvement District		-	-	-	-	-	-	-	-	-
Development Facilitation		-	-	-	-	-	-	-	-	-
Economic Development/Planning		-	-	-	-	-	-	-	-	-
Regional Planning and Development		-	-	-	-	-	-	-	-	-
Town Planning, Building Regulations and Enforcement, and City Engineer		3,547	4,835	5,295	372	3,211	4,413	(1,201)	(0)	5,29
Project Management Unit		1,974	9,149	9,029	337	1,909	7,524	(6,615)	(0)	9,02
Provincial Planning		-	-	-	-	-	-	-	-	-
Support to Local Municipalities		-	-	-	-	-	-	-	-	-
Road transport		20,919	22,320	22,442	1,406	15,897	18,701	(2,804)	(0)	22,44
Public Transport		-	-	-	-	-	-	-	-	-
Road and Traffic Regulation		-	-	-	-	-	-	-	-	-
Roads		20,919	22,320	22,442	1,406	15,897	18,701	(2,804)	(0)	22,44
Taxi Ranks		-	-	-	-	-	-	-	-	-
Environmental protection		-	-	-	-	-	-	-	-	-
Biodiversity and Landscape		-	-	-	-	-	-	-	-	-
Coastal Protection		-	-	-	-	-	-	-	-	-
Indigenous Forests		-	-	-	-	-	-	-	-	-
Nature Conservation		-	-	-	-	-	-	-	-	-

Description	Ref	2019/20	Budget Year 2020/21							
		Audited Outcome	Original Budget	Adjusted Budget	Monthly actual	YearTD actual	YearTD budget	YTD variance	YTD variance %	Full Year Forecast
R thousands	1									
Pollution Control		-	-	-	-	-	-	-	-	-
Soil Conservation		-	-	-	-	-	-	-	-	-
Trading services		18,431	6,711	13,511	596	11,939	11,259	681	0	13,511
Energy services		13,611	-	6,000	-	5,847	5,000	847	0	6,000
Electricity		13,611	-	6,000	-	5,847	5,000	847	0	6,000
Street Lighting and Signal Systems		-	-	-	-	-	-	-	-	-
Nonelectric Energy		-	-	-	-	-	-	-	-	-
Water management		-	-	-	-	-	-	-	-	-
Water Treatment		-	-	-	-	-	-	-	-	-
Water Distribution		-	-	-	-	-	-	-	-	-
Water Storage		-	-	-	-	-	-	-	-	-
Waste water management		-	-	-	-	-	-	-	-	-
Public Toilets		-	-	-	-	-	-	-	-	-
Sewerage		-	-	-	-	-	-	-	-	-
Storm Water Management		-	-	-	-	-	-	-	-	-
Waste Water Treatment		-	-	-	-	-	-	-	-	-
Waste management		4,820	6,711	7,511	596	6,092	6,259	(166)	(0)	7,511
Recycling		-	-	-	-	-	-	-	-	-
Solid Waste Disposal (Landfill Sites)		-	-	-	-	-	-	-	-	-
Solid Waste Removal		4,820	6,711	7,511	596	6,092	6,259	(166)	(0)	7,511
Street Cleaning		-	-	-	-	-	-	-	-	-
Other		1,768	4,110	4,755	129	1,662	3,962	(2,300)	(0)	4,755
Abattoirs		-	-	-	-	-	-	-	-	-
Air Transport		-	-	-	-	-	-	-	-	-
Forestry		-	-	-	-	-	-	-	-	-
Licensing and Regulation		-	-	-	-	-	-	-	-	-
Markets		-	-	-	-	-	-	-	-	-
Tourism		1,768	4,110	4,755	129	1,662	3,962	(2,300)	(0)	4,755
Total Expenditure - Functional	3	189,814	203,276	205,516	13,555	131,834	171,253	(39,420)	(0)	205,516
Surplus/ (Deficit) for the year		56,308	27,695	39,059	(3,436)	101,293	32,560	68,734	0	39,059

References

- Government Finance Statistics Functions and Sub-functions are standardised to assist national and international accounts and comparison
- Total Revenue by Functional Classification must reconcile to total operating revenue shown in Financial Performance (revenue and expenditure)
- Total Expenditure by Functional Classification must reconcile to total operating expenditure shown in Financial Performance (revenue and expenditure)
- All amounts must be classified under a Functional classification. The function 'Other' is only for Abattoirs, Air Transport, Licensing and Regulation, Markets and Tourism - and if used must be supported by footnotes. Nothing else may be placed under 'Other'. Assign associate here to

KZN436 Dr Nkosazana Dlamini Zuma - Table C3 Monthly Budget Statement - Financial Performance (revenue and expenditure by municipal vote) - M10 Apr

Vote Description	Ref	2019/20	Budget Year 2020/21							
		Audited Outcome	Original Budget	Adjusted Budget	Monthly actual	YearTD actual	YearTD budget	YTD variance	YTD variance %	Full Year Forecast
R thousands										
Revenue by Vote										
Vote 1 - Executive and Council	1	-	-	-	-	-	-	-	-	-
Vote 2 - Budget and Treasury		180,739	191,236	202,460	4,315	200,648	168,716	31,931	18.9%	202,46
Vote 3 - Corporate Services		20	105	105	-	-	87	(87)	-100.0%	10
Vote 4 - Community Services		15,522	9,566	9,233	740	7,591	7,694	(104)	-1.3%	9,23
Vote 5 - Public Works and Basic Services		29,530	29,941	32,155	4,932	24,522	26,796	(2,274)	-8.5%	32,15
Vote 6 - Planning and Development		112	123	623	131	367	519	(152)	-29.3%	62
Vote 7 - [NAME OF VOTE 7]		-	-	-	-	-	-	-	-	-
Vote 8 - [NAME OF VOTE 8]		-	-	-	-	-	-	-	-	-
Vote 9 - [NAME OF VOTE 9]		-	-	-	-	-	-	-	-	-
Vote 10 - [NAME OF VOTE 10]		-	-	-	-	-	-	-	-	-
Vote 11 - [NAME OF VOTE 11]		-	-	-	-	-	-	-	-	-
Vote 12 - [NAME OF VOTE 12]		-	-	-	-	-	-	-	-	-
Vote 13 - [NAME OF VOTE 13]		-	-	-	-	-	-	-	-	-
Vote 14 - [NAME OF VOTE 14]		-	-	-	-	-	-	-	-	-
Vote 15 - [NAME OF VOTE 15]		-	-	-	-	-	-	-	-	-
Total Revenue by Vote	2	225,922	230,971	244,576	10,119	233,127	203,813	29,314	14.4%	244,57
Expenditure by Vote										
Vote 1 - Executive and Council	1	21,261	23,798	24,223	1,890	17,638	20,185	(2,548)	-12.6%	24,22
Vote 2 - Budget and Treasury		56,626	77,154	71,528	5,128	42,811	59,598	(16,787)	-28.2%	71,52
Vote 3 - Corporate Services		22,382	24,257	24,087	1,890	18,437	20,072	(1,636)	-8.1%	24,08
Vote 4 - Community Services		24,214	34,292	34,881	1,914	19,736	29,067	(9,331)	-32.1%	34,88
Vote 5 - Public Works and Basic Services		41,584	38,939	45,502	2,360	30,001	37,918	(7,917)	-20.9%	45,50
Vote 6 - Planning and Development		3,547	4,835	5,295	372	3,211	4,413	(1,201)	-27.2%	5,29
Vote 7 - [NAME OF VOTE 7]		-	-	-	-	-	-	-	-	-
Vote 8 - [NAME OF VOTE 8]		-	-	-	-	-	-	-	-	-
Vote 9 - [NAME OF VOTE 9]		-	-	-	-	-	-	-	-	-
Vote 10 - [NAME OF VOTE 10]		-	-	-	-	-	-	-	-	-
Vote 11 - [NAME OF VOTE 11]		-	-	-	-	-	-	-	-	-
Vote 12 - [NAME OF VOTE 12]		-	-	-	-	-	-	-	-	-
Vote 13 - [NAME OF VOTE 13]		-	-	-	-	-	-	-	-	-
Vote 14 - [NAME OF VOTE 14]		-	-	-	-	-	-	-	-	-
Vote 15 - [NAME OF VOTE 15]		-	-	-	-	-	-	-	-	-
Total Expenditure by Vote	2	169,614	203,276	205,516	13,555	131,834	171,253	(39,420)	-23.0%	205,51
Surplus/ (Deficit) for the year	2	56,308	27,695	39,059	(3,436)	101,293	32,560	68,734	211.1%	39,05

References

1. Insert 'Vote'; e.g. Department, if different to standard classification structure
2. Must reconcile to Monthly Budget Statement - Financial Performance Statement (standard classification)

KZN436 Dr Nkosazana Dlamini Zuma - Table C3 Monthly Budget Statement - Financial Performance (revenue and expenditure by municipal vote) - A - M10 April

Vote Description	Ref	Budget Year 2020/21								
		2019/20	Original Budget	Adjusted Budget	Monthly actual	YearTD actual	YearTD budget	YTD variance	YTD variance %	Full Year Forecast
R thousand		Audited Outcome								
Revenue by Vote	1									
Vote 1 - Executive and Council		-	-	-	-	-	-	-	-	-
1.1 - Municipal Manager and Council		-	-	-	-	-	-	-	-	-
1.2 - Internal Audit		-	-	-	-	-	-	-	-	-
Vote 2 - Budget and Treasury		180,739	191,236	202,460	4,315	200,648	168,716	31,931	19%	202,460
2.1 - Budget and Treasury		180,739	191,236	202,460	4,315	200,648	168,716	31,931	19%	202,460
Vote 3 - Corporate Services		20	105	105	-	-	87	(87)	-100%	105
3.1 - Corporate services admin and auxiliary services		20	-	-	-	-	-	-	-	-
3.2 - Human Resources		-	105	105	-	-	87	(87)	-100%	105
Vote 4 - Community Services		15,522	9,566	9,233	740	7,591	7,594	(104)	-1%	9,233
4.1 - Community Services Administration		5,621	3,608	3,893	298	2,962	3,244	(282)	-9%	3,893
4.2 - Traffic and Protection Services		1,208	1,409	1,536	92	1,239	1,280	(41)	-3%	1,536
4.3 - Disaster Management		745	745	-	-	-	-	-	-	-
4.4 - Municipal Pound		-	-	-	-	-	-	-	-	-
4.5 - Sportsfields		-	-	-	-	-	-	-	-	-
4.6 - Libraries		7,748	3,804	3,804	350	3,390	3,170	220	7%	3,804
4.7 - Community Programmes		-	-	-	-	-	-	-	-	-
4.8 - LED and Tourism		-	-	-	-	-	-	-	-	-
Vote 5 - Public Works and Basic Services		29,530	29,941	32,155	4,932	24,522	26,796	(2,274)	-8%	32,155
5.1 - Roads		-	-	-	-	-	-	-	-	-
5.2 - Housing		-	-	-	-	-	-	-	-	-
5.3 - Waste Management		-	-	375	-	-	313	(313)	-100%	375
5.4 - PMU		29,530	29,941	31,780	4,932	24,522	26,483	(1,962)	-7%	31,780
Vote 6 - Planning and Development		112	123	623	131	367	519	(152)	-29%	623
6.1 - Planning and Development		112	123	623	131	367	519	(152)	-29%	623
Total Revenue by Vote	2	225,922	230,971	244,576	10,119	233,127	201,813	29,314	14%	244,576
Expenditure by Vote	1									
Vote 1 - Executive and Council		21,261	23,798	24,223	1,890	17,638	20,185	(2,548)	-13%	24,223
1.1 - Municipal Manager and Council		20,136	22,265	22,519	1,782	16,651	18,766	(2,115)	-11%	22,519
1.2 - Internal Audit		1,125	1,532	1,704	109	987	1,420	(433)	-31%	1,704
Vote 2 - Budget and Treasury		56,626	77,154	71,528	5,128	42,811	59,598	(16,787)	-28%	71,528
2.1 - Budget and Treasury		56,626	77,154	71,528	5,128	42,811	59,598	(16,787)	-28%	71,528
Vote 3 - Corporate Services		22,382	24,257	24,087	1,890	18,437	20,072	(1,636)	-8%	24,087
3.1 - Corporate services admin and auxiliary services		20,014	20,411	20,361	1,733	16,487	16,968	(480)	-3%	20,361
3.2 - Human Resources		2,368	3,846	3,726	157	1,949	3,105	(1,155)	-37%	3,726
Vote 4 - Community Services		24,214	34,292	34,881	1,914	19,736	29,067	(9,331)	-32%	34,881
4.1 - Community Services Administration		3,869	5,668	5,668	337	3,566	4,723	(1,158)	-25%	5,668
4.2 - Traffic and Protection Services		5,232	4,852	4,852	525	4,967	4,043	924	23%	4,852
4.3 - Disaster Management		3,608	4,357	4,801	235	2,745	4,001	(1,256)	-31%	4,801
4.4 - Municipal Pound		686	1,003	1,023	93	672	852	(181)	-21%	1,023
4.5 - Sportsfields		205	-	-	10	114	-	114	#DIV/0!	-
4.6 - Libraries		3,829	4,232	4,237	293	3,117	3,531	(414)	-12%	4,237
4.7 - Community Programmes		3,824	6,394	6,564	245	2,419	5,470	(3,051)	-56%	6,564
4.8 - LED and Tourism		2,961	7,787	7,737	176	2,138	6,447	(4,309)	-67%	7,737
Vote 5 - Public Works and Basic Services		41,584	38,939	45,502	2,360	30,001	37,918	(7,917)	-21%	45,502
5.1 - Roads		22,437	27,970	27,972	1,691	17,255	23,309	(6,055)	-26%	27,972
5.2 - Housing		258	760	521	21	255	434	(179)	-41%	521
5.3 - Waste Management		4,820	6,711	7,511	596	6,092	6,259	(166)	-3%	7,511
5.4 - PMU		14,070	3,499	9,499	51	6,389	7,916	(1,517)	-19%	9,499
Vote 6 - Planning and Development		3,547	4,835	5,295	372	3,211	4,413	(1,201)	-27%	5,295
6.1 - Planning and Development		3,547	4,835	5,295	372	3,211	4,413	(1,201)	-27%	5,295
Total Expenditure by Vote	2	169,614	203,276	205,516	13,555	131,834	171,253	(39,420)	(0)	205,516
Surplus/ (Deficit) for the year	2	56,308	27,695	39,059	(3,436)	101,293	32,560	68,734	0	39,059

References

1. Insert 'Vote', e.g. Department, if different to standard structure
2. Must reconcile to Financial Performance ('Revenue and Expenditure by Standard Classification' and 'Revenue and Expenditure')
3. Assign share in 'associate' to relevant Vote

KZN436 Dr Nkosazana Dlamini Zuma - Table C4 Monthly Budget Statement - Financial Performance (revenue and expenditure) - M10 April

Description	Ref	2019/20	Budget Year 2020/21							
		Audited Outcome	Original Budget	Adjusted Budget	Monthly actual	YearTD actual	YearTD budget	YTD variance	YTD variance %	Full Year Forecast
R thousands										
Revenue By Source										
Property rates		33,001	34,425	28,649	2,933	28,754	23,874	4,880	20%	28,64
Service charges - electricity revenue		-	-	-	-	-	-	-	-	-
Service charges - water revenue		-	-	-	-	-	-	-	-	-
Service charges - sanitation revenue		-	-	-	-	-	-	-	-	-
Service charges - refuse revenue		3,423	3,608	3,893	298	2,962	3,244	(282)	-9%	3,89
Service charges - other		-	-	-	-	-	-	-	-	-
Rental of facilities and equipment		836	831	831	79	775	693	82	12%	83
Interest earned - external investments		8,172	8,090	6,100	461	4,853	5,083	(231)	-5%	6,10
Interest earned - outstanding debtors		3,132	2,294	4,283	441	4,417	3,569	848	24%	4,28
Dividends received		-	-	-	-	-	-	-	-	-
Fines, penalties and forfeits		2,552	726	726	73	1,344	605	739	122%	72
Licences and permits		493	753	503	31	353	419	(66)	-16%	50
Agency services		-	32	409	61	306	341	(35)	-10%	40
Transfers and subsidies		135,794	143,638	168,944	1,044	167,123	140,787	26,336	19%	168,94
Other revenue		376	1,004	595	21	232	495	(263)	-53%	59
Gains on disposal of PPE		6,902	8,581	200	-	-	167	(167)	-100%	20
Total Revenue (excluding capital transfers and contributions)		194,682	203,982	215,134	5,441	211,119	179,278	31,841	18%	215,13
Expenditure By Type										
Employee related costs		58,124	70,219	70,219	5,172	53,054	58,515	(5,462)	-9%	70,21
Remuneration of councillors		11,598	11,901	11,901	966	9,665	9,918	(253)	-3%	11,90
Debt impairment		9,333	11,060	11,060	-	-	9,217	(9,217)	-100%	11,06
Depreciation & asset impairment		27,481	41,625	34,752	2,639	25,708	28,960	(3,252)	-11%	34,75
Finance charges		181	291	291	4	143	243	(100)	-41%	29
Bulk purchases		-	-	-	-	-	-	-	-	-
Other materials		1,986	3,998	5,795	116	1,064	4,829	(3,765)	-78%	5,79
Contracted services		34,836	33,860	39,735	1,805	21,992	33,112	(11,120)	-34%	39,73
Transfers and subsidies		1,496	1,990	2,987	707	1,869	2,489	(620)	-25%	2,98
Other expenditure		24,579	28,331	28,776	2,146	18,340	23,971	(5,631)	-23%	28,77
Loss on disposal of PPE		-	-	-	-	-	-	-	-	-
Total Expenditure		169,614	203,276	205,516	13,555	131,834	171,253	(39,420)	-23%	205,51
Surplus/(Deficit)										
Transfers and subsidies - capital (monetary allocations) (National / Provincial and District)		25,068	706	9,617	(8,114)	79,285	8,025	71,260	0	9,61
Transfers and subsidies - capital (monetary allocations) (National / Provincial Departmental Agencies, Households, Non-profit Institutions, Private Enterprises, Public Corporations, Higher Educational Institutions)		31,240	26,989	29,442	4,677	22,009	24,535	(2,526)	(0)	29,44
Transfers and subsidies - capital (in-kind - all)		-	-	-	-	-	-	-	-	-
Surplus/(Deficit) after capital transfers & contributions		56,308	27,695	39,059	(3,436)	101,293	32,560			39,05
Taxation		-	-	-	-	-	-	-	-	-
Surplus/(Deficit) after taxation		56,308	27,695	39,059	(3,436)	101,293	32,560			39,05
Attributable to minorities		-	-	-	-	-	-	-	-	-
Surplus/(Deficit) attributable to municipality		56,308	27,695	39,059	(3,436)	101,293	32,560			39,05
Share of surplus/ (deficit) of associate		-	-	-	-	-	-	-	-	-
Surplus/ (Deficit) for the year		56,308	27,695	39,059	(3,436)	101,293	32,560			39,05

References

1. Material variances to be explained on Table SC1

Total Revenue	225,922	230,971	244,576	10,119	233,127	203,813	29,314			244,57
----------------------	----------------	----------------	----------------	---------------	----------------	----------------	---------------	--	--	---------------

KZN436 Dr Nkosazana Dlamini Zuma - Table C5 Monthly Budget Statement - Capital Expenditure (municipal vote, functional classification and funding) - M10 April

Vote Description	Ref	2019/20	Budget Year 2020/21						YTD variance %	Full Year Forecast
		Audited Outcome	Original Budget	Adjusted Budget	Monthly actual	YearTD actual	YearTD budget	YTD variance		
R thousands	1									
Multi-Year expenditure appropriation	2									
Vote 1 - Executive and Council		-	-	-	-	-	-	-	-	-
Vote 2 - Budget and Treasury		-	-	-	-	-	-	-	-	-
Vote 3 - Corporate Services		-	-	-	-	-	-	-	-	-
Vote 4 - Community Services		1,980	-	5,250	-	-	4,375	(4,375)	-100%	5,250
Vote 5 - Public Works and Basic Services		21,920	26,290	32,969	2,073	8,688	27,474	(18,786)	-68%	32,969
Vote 6 - Planning and Development		-	-	-	-	-	-	-	-	-
Vote 7 - [NAME OF VOTE 7]		-	-	-	-	-	-	-	-	-
Vote 8 - [NAME OF VOTE 8]		-	-	-	-	-	-	-	-	-
Vote 9 - [NAME OF VOTE 9]		-	-	-	-	-	-	-	-	-
Vote 10 - [NAME OF VOTE 10]		-	-	-	-	-	-	-	-	-
Vote 11 - [NAME OF VOTE 11]		-	-	-	-	-	-	-	-	-
Vote 12 - [NAME OF VOTE 12]		-	-	-	-	-	-	-	-	-
Vote 13 - [NAME OF VOTE 13]		-	-	-	-	-	-	-	-	-
Vote 14 - [NAME OF VOTE 14]		-	-	-	-	-	-	-	-	-
Vote 15 - [NAME OF VOTE 15]		-	-	-	-	-	-	-	-	-
Total Capital Multi-year expenditure	4.7	23,900	26,290	38,219	2,073	8,688	31,849	(23,161)	-73%	38,219
Single Year expenditure appropriation	2									
Vote 1 - Executive and Council		177	577	732	14	116	610	(494)	-81%	732
Vote 2 - Budget and Treasury		780	360	426	28	343	365	(12)	-3%	426
Vote 3 - Corporate Services		1,071	691	1,061	29	207	884	(678)	-77%	1,061
Vote 4 - Community Services		6,902	10,276	10,659	41	1,159	8,883	(7,725)	-87%	10,659
Vote 5 - Public Works and Basic Services		44,430	62,753	68,341	4,052	28,709	56,960	(26,241)	-50%	68,341
Vote 6 - Planning and Development		28	130	170	-	65	142	(77)	-54%	170
Vote 7 - [NAME OF VOTE 7]		-	-	-	-	-	-	-	-	-
Vote 8 - [NAME OF VOTE 8]		-	-	-	-	-	-	-	-	-
Vote 9 - [NAME OF VOTE 9]		-	-	-	-	-	-	-	-	-
Vote 10 - [NAME OF VOTE 10]		-	-	-	-	-	-	-	-	-
Vote 11 - [NAME OF VOTE 11]		-	-	-	-	-	-	-	-	-
Vote 12 - [NAME OF VOTE 12]		-	-	-	-	-	-	-	-	-
Vote 13 - [NAME OF VOTE 13]		-	-	-	-	-	-	-	-	-
Vote 14 - [NAME OF VOTE 14]		-	-	-	-	-	-	-	-	-
Vote 15 - [NAME OF VOTE 15]		-	-	-	-	-	-	-	-	-
Total Capital single-year expenditure	4	53,387	74,787	81,389	4,164	30,597	67,824	(37,226)	-55%	81,389
Total Capital Expenditure	3	77,287	101,077	119,608	6,236	39,286	99,673	(60,387)	-61%	119,608
Capital Expenditure - Functional Classification										
Governance and administration		2,027	2,376	2,967	70	665	2,472	(1,807)	-73%	2,967
Executive and council		177	577	732	14	116	610	(494)	-81%	732
Finance and administration		1,850	1,799	2,235	56	549	1,862	(1,313)	-71%	2,235
Internal audit		-	-	-	-	-	-	-	-	-
Community and public safety		9,074	10,826	16,459	41	1,158	13,716	(12,558)	-92%	16,459
Community and social services		2,893	1,816	1,816	11	147	1,514	(1,367)	-90%	1,816
Sport and recreation		-	-	-	-	-	-	-	-	-
Public safety		6,181	9,010	14,643	30	1,011	12,203	(11,191)	-92%	14,643
Housing		-	-	-	-	-	-	-	-	-
Health		-	-	-	-	-	-	-	-	-
Economic and environmental services		66,186	87,876	96,772	6,125	37,462	80,643	(43,181)	-54%	96,772
Planning and development		65,988	83,384	92,305	6,095	37,281	76,921	(39,640)	-52%	92,305
Road transport		198	4,491	4,467	30	182	3,723	(3,541)	-95%	4,467
Environmental protection		-	-	-	-	-	-	-	-	-
Trading services		-	-	3,409	-	-	2,841	(2,841)	-100%	3,409
Energy sources		-	-	-	-	-	-	-	-	-
Water management		-	-	-	-	-	-	-	-	-
Waste water management		-	-	2,516	-	-	2,096	(2,096)	-100%	2,516
Waste management		-	-	894	-	-	745	(745)	-100%	894
Other		-	-	-	-	-	-	-	-	-
Total Capital Expenditure - Functional Classification	3	77,287	101,077	119,608	6,236	39,286	99,673	(60,387)	-61%	119,608
Funded by:										
National Government		32,067	26,989	26,658	4,155	18,206	22,215	(4,009)	-18%	26,658
Provincial Government		1,576	85	2,784	-	1,059	2,320	(1,261)	-54%	2,784
District Municipality		-	-	-	-	-	-	-	-	-
Other transfers and grants		-	-	-	-	-	-	-	-	-
Transfers recognised - capital		33,643	27,074	29,442	4,155	19,266	24,535	(5,269)	-21%	29,442
Public contributions & donations	5	-	-	-	-	-	-	-	-	-
Borrowing	6	-	-	-	-	-	-	-	-	-
Internally generated funds		44,242	74,003	90,166	2,081	20,020	75,138	(55,118)	-73%	90,166
Total Capital Funding		77,885	101,077	119,608	6,236	39,286	99,673	(60,387)	-61%	119,608

References

- Municipalities may choose to appropriate for capital expenditure for three years or for one year (if one year appropriation projected expenditure required for yr2 and yr3).
- Include capital component of PPP unitary payment
- Capital expenditure by functional classification must reconcile to the total of multi-year and single year appropriations
- Include expenditure on investment property, intangible and biological assets
- Must reconcile to Monthly Budget Statement Financial Performance (revenue and expenditure)
- Include finance leases and PPP capital funding component of unitary payment - total borrowing/repayments to reconcile to changes in Table SA17

KZN436 Dr Nkosazana Dlamini Zuma - Table C6 Monthly Budget Statement - Financial Position - M10 April

Description	Ref	2019/20	Budget Year 2020/21			
		Audited Outcome	Original Budget	Adjusted Budget	YearTD actual	Full Year Forecast
R thousands	1					
ASSETS						
Current assets						
Cash		–	5,822	17,760	169,830	17,760
Call investment deposits		124,203	56,361	62,870	34,086	62,870
Consumer debtors		61,417	30,058	35,309	39,666	35,309
Other debtors		2,931	4,205	3,517	3,378	3,517
Current portion of long-term receivables		–	–	–	–	–
Inventory		0	–	–	–	–
Total current assets		188,551	96,446	119,456	246,961	119,456
Non current assets						
Long-term receivables		–	–	–	–	–
Investments		–	–	–	–	–
Investment property		20,411	20,300	20,411	20,411	20,411
Investments in Associate		–	–	–	–	–
Property, plant and equipment		383,262	483,291	494,550	424,321	494,550
Agricultural		–	–	–	–	–
Biological assets		–	–	–	–	–
Intangible assets		43	35	210	160	210
Other non-current assets		–	60	–	–	–
Total non current assets		403,715	503,685	515,170	444,892	515,170
TOTAL ASSETS		592,266	600,131	634,626	691,853	634,626
LIABILITIES						
Current liabilities						
Bank overdraft		–	–	–	–	–
Borrowing		847	678	0	65	0
Consumer deposits		4	6	(17)	(19)	(17)
Trade and other payables		50,145	44,027	48,383	43,819	48,383
Provisions		1,329	6,412	7,258	6,753	7,258
Total current liabilities		52,324	51,123	55,625	50,618	55,625
Non current liabilities						
Borrowing		171	540	171	171	171
Provisions		18,041	16,857	18,041	18,041	18,041
Total non current liabilities		18,212	17,397	18,212	18,212	18,212
TOTAL LIABILITIES		70,536	68,521	73,837	68,830	73,837
NET ASSETS	2	521,730	531,610	560,789	623,023	560,789
COMMUNITY WEALTH/EQUITY						
Accumulated Surplus/(Deficit)		516,501	526,783	555,561	516,501	555,561
Reserves		5,228	4,827	5,228	5,228	5,228
TOTAL COMMUNITY WEALTH/EQUITY	2	521,730	531,610	560,789	521,730	560,789

References

1. Material variances to be explained in Table SC1
2. Total Assets must balance with Total Liabilities
3. Net Assets must balance with Total Community Wealth/Equity

KZN436 Dr Nkosazana Dlamini Zuma - Table C7 Monthly Budget Statement - Cash Flow - M10 April


Description	Ref	2019/20	Budget Year 2020/21							
		Audited Outcome	Original Budget	Adjusted Budget	Monthly actual	YearTD actual	YearTD budget	YTD variance	YTD variance %	Full Year Forecast
R thousands	1									
CASH FLOW FROM OPERATING ACTIVITIES										
Receipts										
Property rates		33,001	24,575	20,054	(2,452)	(21,504)	16,712	(38,216)	-229%	20,05
Service charges		3,423	2,706	2,789	(232)	(1,932)	2,324	(4,256)	-183%	2,78
Other revenue		19,761	3,164	2,752	(130)	(1,003)	2,293	(3,296)	-144%	2,75
Government - operating		167,034	150,568	176,673	-	(243,592)	147,227	(390,820)	-265%	176,67
Government - capital		27,149	26,989	27,033	-	(20,658)	22,528	(43,186)	-192%	27,03
Interest		8,037	8,090	6,100	(13)	(149)	5,083	(5,233)	-103%	6,10
Dividends		-	-	-	-	-	-	-	-	-
Payments										
Suppliers and employees		(183,565)	(147,804)	(156,918)	(720)	(18,400)	(130,765)	(112,365)	86%	(156,91
Finance charges		(8)	(291)	(291)	-	-	(243)	(243)	100%	(29
Transfers and Grants		(4,091)	(1,990)	(2,987)	-	(1,218)	(2,489)	(1,271)	51%	(2,98
NET CASH FROM/(USED) OPERATING ACTIVITIES		70,742	66,006	75,204	(3,547)	(308,457)	62,670	371,127	592%	75,20
CASH FLOWS FROM INVESTING ACTIVITIES										
Receipts										
Proceeds on disposal of PPE		7,043	8,581	1,200	-	-	1,000	(1,000)	-100%	1,20
Decrease (Increase) in non-current debtors		-	-	-	-	-	-	-	-	-
Decrease (increase) other non-current receivables		-	-	-	-	-	-	-	-	-
Decrease (increase) in non-current investments		-	-	-	-	-	-	-	-	-
Payments										
Capital assets		(76,115)	(101,077)	(119,608)	-	-	-	-	-	-
NET CASH FROM/(USED) INVESTING ACTIVITIES		(69,072)	(92,496)	(118,408)	-	-	1,000	1,000	100%	1,20
CASH FLOWS FROM FINANCING ACTIVITIES										
Receipts										
Short term loans		-	-	-	-	-	-	-	-	-
Borrowing long term/refinancing		-	-	-	-	-	-	-	-	-
Increase (decrease) in consumer deposits		-	-	-	-	-	-	-	-	-
Payments										
Repayment of borrowing		847	(678)	(370)	-	-	-	-	-	-
NET CASH FROM/(USED) FINANCING ACTIVITIES		847	(678)	(370)	-	-	-	-	-	-
NET INCREASE/ (DECREASE) IN CASH HELD		2,518	(27,168)	(43,573)	(3,547)	(308,457)	63,670			76,40
Cash/cash equivalents at beginning:		121,685	88,790	124,203		124,203	124,203			124,20
Cash/cash equivalents at month/year end:		124,203	61,623	80,630		(184,254)	187,873			200,60


References

1. Material variances to be explained in Table SC1

DR NKOSAZANA DLAMINI-ZUMA LOCAL MUNICIPALITY
GRANTS SUMMARY APRIL 2020-2021

GRANT NAME	Vote Number	Adjusted Budget 2020/2021	ROLL-OVER/OPENING BALANCE	ROLLOVER BY NATIONAL TREASURY	TOTAL RECEIVED/ROLL OVER	TOTAL SPENT TO DATE	TOTAL UNSPENT TO DATE	VS RECEIVED/ROLLOVER ALLOCATION	TB/GL Balance	Difference
NATIONAL TREASURY GRANTS										
MIG	30311071180/1/2	26,658,000.00	-	-	26,658,000.00	20,790,245.46	5,867,754.54	5,867,754.54	5,867,754.54	-
FMG	30311070010/1/2	2,000,000.00	-	-	2,000,000.00	1,212,545.82	787,454.18	787,454.18	787,454.18	-
EPWP	30311070280/1/2	2,513,000.00	-	-	2,513,000.00	2,513,000.00	0.00	0.00	-	0.00
ELECTRIFICATION GRANT	30311073090/1/2	8,400,000.00	-	-	8,400,000.00	5,847,094.87	2,552,965.13	2,552,965.13	2,552,965.13	-
SUB-TOTAL		39,571,000.00			39,571,000.00	30,362,826.15	9,208,173.85	9,208,173.85	9,208,173.85	0.00
KZN PROVINCIAL GRANTS										
LIBRARY SERVICE OPERATIONAL G	3031107319/1/2	3,803,000.00	-	-	3,803,000.00	3,388,377.57	414,622.43	414,622.43	414,622.43	-
LIBRARY SERVICE CAPITAL GRANT	3031107320/1/2	-	2,409,049.79	2,409,049.79	-	1,218,365.01	1,190,684.78	1,190,684.78	1,190,684.78	-
CAPACITY BUILDING	30311073110/1/2	-	500,000.00	500,000.00	-	251,999.98	248,000.02	248,000.02	248,000.02	-
SUB-TOTAL		3,803,000.00	2,909,049.79	2,909,049.79	3,803,000.00	4,858,742.56	1,853,307.23	1,853,307.23	1,853,307.23	-
OTHER										
ANTI CORRUPTION GRANT	30311073140/1/2	171,343.00	-	-	171,343.00	-	171,343.00	171,343.00	171,343.00	-
Title Deeds Restoration Grant	30311070020/1/2	200,000.00	-	-	200,000.00	-	200,000.00	200,000.00	200,000.00	-
BHIDLA HOUSING PROJECT	30311072940/1/2	25,447,590.00	5,624,057.41	5,624,057.41	29,798,221.79	24,174,164.38	1,273,425.62	5,624,057.41	5,624,057.41	-
SUB-TOTAL		25,647,590.00	5,795,400.41	171,343.00	29,998,221.79	24,174,164.38	1,644,768.62	5,995,400.41	5,995,400.41	-
TOTAL GRANTS		69,021,590.00	8,704,450.20	3,080,392.79	73,372,221.79	59,395,733.09	12,706,249.70	17,056,881.49	17,056,881.49	0.00

PREPARED BY:  S. Jali
DATE: 10-05-2021


APPROVED BY:  P. Mphahlele
DATE: 10-05-2021

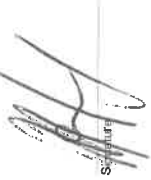
ANNEXURE F
DR NKOSAZANA DLAMINI ZUMA MUNICIPALITY
INVESTMENT REGISTER 2020/2021 AS AT 30 APRIL 2021

Vote Numbers	Description	Account number	Opening balance 01-Jul-20	Invested as at 30 APRIL 2021	Withdrawals as at 30 APRIL 2021	Bank Charges	Interest capitalised	Accruals as at 30-Apr-21	Closing Balance Bank statement 30-Apr-21	Closing Balance as per M&P Ledger 30-Apr-21	%
4 030 101 687 0	FNB CALL DEPOSIT	74165605578	869 831,40	30 000 000,00	31 000 000,00	-	14 703,58	-	884 724,98	884 724,98	0%
4 030 101 688 0	FNB MONEY MARKET	62009452071	2 535 160,78	30 000 000,00	-	-	51 178,17	-	1 586 338,65	1 586 338,65	1%
4 030 101 689 0	FNB CALL DEPOSIT	62544294987	5 079 218,78	264 974,92	-	(185,00)	124 346,97	-	5 468 054,67	5 468 054,67	3%
4 030 101 690 0	FNB CALL DEPOSIT	62544294938	5 318 222,65	-	(264 674,82)	(185,00)	117 693,51	-	5 171 208,24	5 171 208,24	3%
4 030 101 691 0	FNB BUSINESS MONEY MARKET	62235019187	110 225,55	87 628,36	-	(185,00)	2 692,02	-	200 360,63	200 360,63	0%
4 030 101 692 0	FNB CALL DEPOSIT	72810569635	22 757 234,40	52 542 161,78	(65 400 000,00)	-	407 871,08	-	10 307 097,28	10 307 097,28	5%
4 030 101 693 0	FNB FIXED DEPOSIT	74853656642	454 856,29	-	-	(950,00)	5 847,93	-	459 754,22	459 754,22	0%
4 030 101 694 0	FNB CALL DEPOSIT	69810987110	272 161,57	30 000 000,00	(20 345 069,85)	-	345 666,85	-	(0,00)	(0,00)	0%
4 030 101 695 0	FNB FIXED DEPOSIT	74880182843	-	30 000 000,00	-	(950,00)	931 835,20	-	30 931 835,20	30 931 835,20	15%
4 030 101 696 0	FNB BANK INVESTMENT	74894601051	-	55 000 000,00	(55 551 645,23)	-	3 497,33	-	274 738,80	274 738,80	0%
4 030 101 697 0	FNB BANK INVESTMENT	0377881098635/000018	8 481 508,78	30 000 000,00	(35 000 000,00)	-	64 931,44	-	15 064 931,44	15 064 931,44	7%
4 030 101 698 0	FNB BANK INVESTMENT	0377881098635/000020	13 760 730,76	80 695 849,41	(69 198 209,68)	-	269 437,37	-	30 138 586,38	30 138 586,38	19%
4 030 101 699 0	FNB BANK INVESTMENT	0377881098635/000021	13 664 217,89	-	(13 951 357,37)	-	61 626,62	-	(0,00)	(0,00)	0%
4 030 101 700 0	FNB BANK INVESTMENT	0377881098635/000025	-	27 537 310,00	-	-	1 021,60	-	(0,00)	(0,00)	0%
4 030 101 701 0	FNB BANK INVESTMENT	0377881098635/000026	-	13 725 239,49	-	-	214 700,48	-	(0,00)	(0,00)	0%
4 030 101 702 1	FNB BANK INVESTMENT	0377881098635/000027	-	27 752 010,48	-	-	2 290,99	-	(0,00)	(0,00)	0%
4 030 101 702 2	FNB BANK INVESTMENT	0377881098635/000028	-	30 000 000,00	-	-	20 530,53	-	(0,00)	(0,00)	0%
4 030 101 703 1	FNB BANK INVESTMENT	0377881098635/000030	-	30 187 667,85	-	-	107 897,85	-	(0,00)	(0,00)	0%
4 030 101 703 2	FNB BANK INVESTMENT	0377881098635/000032	-	30 441 003,64	-	-	108 987,67	-	(0,00)	(0,00)	0%
4 030 101 704 1	FNB BANK INVESTMENT	0377881098635/000034	-	30 000 000,00	-	-	108 887,67	-	(0,00)	(0,00)	0%
4 030 101 704 2	FNB BANK INVESTMENT	0377881098635/000034	-	30 000 000,00	-	-	108 887,67	-	(0,00)	(0,00)	0%
4 030 101 436 0	INVESTEC BANK	11005540834-500	45 928 063,28	48 339 084,13	(92 455 645,94)	-	188 468,53	-	10 183 602,43	10 183 602,43	5%
4 030 101 042 0	STANDARD BANK	520703936	82 667,02	58 018 891,16	(46 330 084,13)	(1 070,00)	513 965,40	-	80 667,92	30 507 440,27	15%
4 030 101 042 0	STANDARD BANK	478735895	-	60 201 267,67	(30 201 267,67)	-	426 742,35	-	30 426 742,35	30 426 742,35	15%
4 301 010 70 1	ABS SA BUSINESS BANK	-	-	30 000 000,00	-	-	108 511,34	-	30 000 000,00	30 000 000,00	15%
TOTAL			119 353 269,54	754 830 898,54	(677 328 874,31)	(4 425,00)	4 778 708,72	348 890,74	201 629 767,48	201 629 767,48	100%
4 030 104 698 2	IMPAIRED REVERSAL		119 353 269,54								

Cash and Cash Equivalent	Primary account	11 MAY 2021
Increased Interest		
Interest on money market	134 883,52	1 770 803,10
Interest on Money market	13 643,56	355 864,57
Total Interest on Investments	4 827 535,80	203 756 435,16

FNB
FNB BANK
INVESTEC
STANDARD BANK
ABS SA BUSINESS BANK

Prepared by: L. Molefe
Signature: 
Date: 11 MAY 2021

Approved by: P. Mtungwa
Signature: 
Date: 11 May 2021

0000049



Transaction History

Nickname: TOA
Selected Account: 74165605518
Date: 04 May 2021
Available Balance: 884,724.96 CR

Date	Description	Service Fee	Amount	Balance
22 Apr 2021	INTEREST PAYMENT GENERATED		1,500.27 CR	884,724.96 CR
22 Mar 2021	INTEREST PAYMENT GENERATED		1,353.01 CR	883,224.69 CR
22 Feb 2021	INTEREST PAYMENT GENERATED		1,495.43 CR	881,871.68 CR
22 Jan 2021	INTEREST PAYMENT GENERATED		1,492.90 CR	880,376.25 CR
22 Dec 2020	INTEREST PAYMENT GENERATED		1,442.37 CR	878,883.35 CR
22 Nov 2020	INTEREST PAYMENT GENERATED		1,487.92 CR	877,440.98 CR
22 Oct 2020	INTEREST PAYMENT GENERATED		1,437.56 CR	875,953.06 CR
22 Sep 2020	INTEREST PAYMENT GENERATED		1,482.96 CR	874,515.50 CR
22 Aug 2020	INTEREST PAYMENT GENERATED		1,492.36 CR	873,032.54 CR
22 Jul 2020	INTEREST PAYMENT GENERATED		1 608 78 CR	871.540 18 CR
22 Jun 2020	INTEREST PAYMENT GENERATED		1,659.23 CR	869,931.40 CR
22 May 2020	INTEREST PAYMENT GENERATED		1,958.11 CR	868,272.17 CR
22 Apr 2020	INTEREST PAYMENT GENERATED		2,585.27 CR	866,314.06 CR
22 Mar 2020	INTEREST PAYMENT GENERATED		3,200.46 CR	863,728.79 CR
22 Feb 2020	INTEREST PAYMENT GENERATED		3,457.63 CR	860,528.33 CR
22 Jan 2020	INTEREST PAYMENT GENERATED		3,595.12 CR	857,070.70 CR
22 Dec 2019	INTEREST PAYMENT		3,493.08 CR	853,475.58 CR



0000050

how can we help you?

BBST218 025839
 DR NKOSAZANA DLAMINI ZUMA LOCAL
 MUNICIPALITY
 P O BOX 62
 CREIGHTON
 3263
 XABAN@NDZ.GOV.ZA

☒ P.O. Box 1153
 Johannesburg,2000
Street Address Business Investment Desk Branch
 1 First Place, Mezzanine Fl,Bank City
Universal Branch Code 250655
 📧 privateservice@fnb.co.za
 🌐 fnb.co.za
 📞 **Lost Cards** 087-575-9444
 📞 **Account Enquiries** 087-320-4321

Customer VAT Registration Number Not Provided
 Bank VAT Registration Number 4210102051

Money Market Investment : 62008452071
 Tax Invoice/Statement Number : 218
 Statement Period : 31 March 2021 to 30 April 2021
 Statement Date : 30 April 2021

Statement Balances		Bank Charges		Interest Rate	
Opening Balance	1,583,865.52 Cr	Service Fees	0.00	Credit Rate**	Tiered
Closing Balance	1,586,338.95 Cr	Cash Deposit Fees	0.00	Debit Rate (Non-NCA)	0.00%
# Inclusive of VAT @ 15.00%	0.00	Cash Handling Fees	0.00		
Total VAT	0.00	Other Fees	0.00		

Transactions in RAND (ZAR)

Date	Description	Amount	Balance	Accrued Bank Charge
30 Apr	Int. On Credit Balance			
	Closing Balance	2,473.43Cr	1,586,338.95Cr	
			R1,586,338.95Cr	

Please contact us within 30 days from your statement date, should you wish to query an entry on this statement (incl. card transactions done during this statement period, but not yet reflecting). Should we not hear from you, we will assume that you have received the statement and that it is correct.

For more information on your Pricing Option, please contact us or visit our website.
 **For the latest Credit Rates on product, please go to fnb.co.za

First National Bank - a division of FirstRand Bank Limited. Registration Number 1929/001225/06. An Authorised Financial Services and Credit Provider (NCRCP20).
 On 24 July 2020, the Prime Lending Rate changed to 7.00%. This may impact the rate on any of your credit facilities.

Branch Number	Account Number	Date	DDA CE/00/CA/KY/KY/NA/B9/M6/DM/N	FN
878	62008452071	2021/04/30	MONEY MARKET INVESTMENT	



how can we help you?

0000051

BBST72 016574
 DR NKOSAZANA DLAMINI ZUMA LOCAL
 MUNICIPALITY
 P O BOX 62
 CREIGHTON
 3263

✉ P.O. Box 1153
 Johannesburg, 2000
 Street Address Business Investment Desk Branch
 1 First Place, Mezzanine Fl, Bank City
 Universal Branch Code 250655
 📧 info@fnb.co.za
 🌐 fnb.co.za
 Lost Cards 087-575-9444
 Account Enquiries 087-320-4321

Customer VAT Registration Number Not Provided
 Bank VAT Registration Number 4210102051

Call Account : 62544294987
 Tax Invoice/Statement Number : 72
 Statement Period : 31 March 2021 to 30 April 2021
 Statement Date : 30 April 2021

Statement Balances		Bank Charges		Interest Rate	
Opening Balance	5,455,741.71 Cr	Service Fees	0.00	Credit Rate**	Tiered
Closing Balance	5,468,054.67 Cr	Cash Deposit Fees	0.00	Debit Rate (Non-NCA)	0.00%
# Inclusive of VAT @ 15.00%	2.41 Dr	Cash Handling Fees	0.00		
Total VAT	2.41 Dr	Other Fees	18.50 Dr		

Transactions in RAND (ZAR)

Date	Description	Amount	Balance	Accrued Bank Charge
26 Apr	#Statement Fee			
26 Apr	#Value Added Serv Fees	0.00	5,455,741.71 Cr	18.50
30 Apr	Int. On Credit Balance	18.50	5,455,723.21 Cr	
	Closing Balance	12,331.46 Cr	5,468,054.67 Cr	
			R5,468,054.67 Cr	

Please contact us within 30 days from your statement date, should you wish to query an entry on this statement (incl. card transactions done during this statement period, but not yet reflecting). Should we not hear from you, we will assume that you have received the statement and that it is correct.

For more information on your Pricing Option, please contact us or visit our website.
 **For the latest Credit Rates on product, please go to fnb.co.za

First National Bank - a division of FirstRand Bank Limited. Registration Number 1929/001225/06. An Authorised Financial Services and Credit Provider (NCRCP20).
 On 24 July 2020, the Prime Lending Rate changed to 7.00%. This may impact the rate on any of your credit facilities

Branch Number	Account Number	Date	DDA PB/00/CA/KY/KY/MM/B9/C3/DM/N	FN
878	62544294987	2021/04/30	CALL ACCOUNT	



0000052

how can we help you?

BBST72 016575
DR NKOSAZANA DLAMINI ZUMA LOCAL MUNICIPALITY
 P O BOX 62
 CREIGHTON
 3263

☒ P.O. Box 1153
 Johannesburg,2000
Street Address Business Investment Desk Branch
 1 First Place, Mezzanine Fl,Bank City
Universal Branch Code 250655
 ✉ info@fnb.co.za
 🌐 fnb.co.za
Lost Cards 087-575-9444
Account Enquiries 087-320-4321

Customer VAT Registration Number Not Provided
 Bank VAT Registration Number 4210102051

Call Account : 62544297436
 Tax Invoice/Statement Number : 72
 Statement Period : 31 March 2021 to 30 April 2021
 Statement Date : 30 April 2021

Statement Balances		Bank Charges		Interest Rate	
Opening Balance	5,159,654.51 Cr	Service Fees	0.00	Credit Rate**	Tiered
Closing Balance	5,171,298.24 Cr	Cash Deposit Fees	0.00	Debit Rate (Non-NCA)	0.00%
# Inclusive of VAT @ 15.00%	2.41 Dr	Cash Handling Fees	0.00		
Total VAT	2.41 Dr	Other Fees	18.50 Dr		

Transactions In RAND (ZAR)

Date	Description	Amount	Balance	Accrued Bank Charge
26 Apr	#Statement Fee			
26 Apr	#Value Added Serv Fees	0.00	5,159,654.51 Cr	18.50
30 Apr	Int On Credit Balance	18.50	5,159,636.01 Cr	
Closing Balance		11,662.23 Cr	5,171,298.24 Cr	
			R5,171,298.24 Cr	

Please contact us within 30 days from your statement date, should you wish to query an entry on this statement (incl. card transactions done during this statement period, but not yet reflecting). Should we not hear from you, we will assume that you have received the statement and that it is correct.

For more information on your Pricing Option, please contact us or visit our website.
 **For the latest Credit Rates on product, please go to fnb.co.za

First National Bank - a division of FirstRand Bank Limited. Registration Number 1929/001225/06. An Authorised Financial Services and Credit Provider (NCRCP20).
 On 24 July 2020, the Prime Lending Rate changed to 7.00%. This may impact the rate on any of your credit facilities.

Branch Number	Account Number	Date	DDA PB/00/CA/KY/KY/MM/B9/C3/DM/N	FN
878	62544297436	2021/04/30	CALL ACCOUNT	



how can we help you?

BBST54 011302
 *DR NKOSAZANA DLAMINI ZUMA LOCAL MUNICIPALITY
 P O BOX 43
 HIMEVILLE
 3256
 XABAN@NDZ.GOV.ZA

☒ P.O. Box 1153
 Johannesburg, 2000
 Street Address Business Investment Desk Branch
 1 First Place, Mezzanine Fl, Bank City
 Universal Branch Code 250655
 📧 privateservice@fnb.co.za
 🌐 fnb.co.za
 Lost Cards 087-575-9444
 Account Enquiries 087-320-4321

Customer VAT Registration Number Not Provided
 Bank VAT Registration Number 4210102051

Money Market Investment : 62235619197
 Tax Invoice/Statement Number : 54
 Statement Period : 1 April 2021 to 3 May 2021
 Statement Date : 3 May 2021

Statement Balances		Bank Charges		Interest Rate	
Opening Balance	35,758,222.78 Cr	Service Fees	0.00	Credit Rate**	Tiered
Closing Balance	10,307,097.26 Cr	Cash Deposit Fees	0.00	Debit Rate (Non-NCA)	0.00%
# Inclusive of VAT @ 15.00%	0.00	Cash Handling Fees	0.00		
Total VAT	0.00	Other Fees	0.00		

Transactions in RAND (ZAR)

Date	Description	Amount	Balance	Accrued Bank Charge
08 Apr	Opening Transfer To Transfer To 7489460174894601051			
15 Apr	FNB OB Trf FNB OB Trf 000000009 Main Account Dr Nkos	30,000,000.00	5,758,222.78 Cr	
17 Apr	Int On Credit Balance	2,000,000.00	3,758,222.78 Cr	
22 Apr	FNB OB Trf FNB OB Trf 000000010 Main Account Dr Nkos	41,882.70 Cr	3,789,905.48 Cr	
23 Apr	Investment Deposit Financial Payout	3,500,000.00	299,905.48 Cr	
		10,007,191.78 Cr	10,307,097.26 Cr	
Closing Balance			R10,307,097.26 Cr	

Please contact us within 30 days from your statement date, should you wish to query an entry on this statement (incl. card transactions done during this statement period, but not yet reflecting). Should we not hear from you, we will assume that you have received the statement and that it is correct.

For more information on your Pricing Option, please contact us or visit our website.

**For the latest Credit Rates on product, please go to fnb.co.za

First National Bank is a division of FirstRand Bank Limited. Registration Number 1929/001227/09. A member of the FirstRand Group and Credit Provider (NORCP 20). On 24 July 2020, the Prime Lending Rate changed to 7.00%. This may impact the rate on any of your credit facilities.

Branch Number	Account Number	Date	DDA CE/00/CA/KY/KY/NA/B9/M6/DM/N	FN
878	62235619197	2021/05/03	MONEY MARKET INVESTMENT	



how can we help you?

BBST23 020954

*DR NKOSAZANA DLAMINI ZUMA LOCAL
TITLE DEED HOUSING ACCOUNT
P O BOX 62
CREIGHTON
3263
MTUNGWAP@NDZ.GOV.ZA

☒ P O Box 1153
Johannesburg 2000
Street Address Commercial Account Services Customers
4 First Place, 6th Floor, Bankcity
Universal Branch Code 250655
✉ info@fnb.co.za
🌐 fnb.co.za
Lost Cards 0800-11-01-32
Account Enquiries 011 352 5601

Customer VAT Registration Number Not Provided
Bank VAT Registration Number 4210102051

Public Sector Cheque Account : 62810888935

Tax Invoice/Statement Number : 23
Statement Period : 31 March 2021 to 30 April 2021
Statement Date : 30 April 2021

Statement Balances		Bank Charges		Interest Rate	
Opening Balance	459,264.13 Cr	Service Fees	95.00 Dr	Credit Rate**	1.50%
Closing Balance	459,754.22 Cr	Cash Deposit Fees	0.00	Debit Rate (Non-NCA)	10.00%
# Inclusive of VAT @ 15.00%	12.39 Dr	Cash Handling Fees	0.00		
Total VAT	12.39 Dr	Other Fees	0.00		

Transactions in RAND (ZAR)

Date	Description	Reference	Amount	Fee	Internal Use
09 Apr	Bank Charges - Service Charges				
	#Service Fees				
	Interest		95.00		1 dda208
09 Apr	62810888935		585.09 Cr		2 dda208
Closing Balance			R459,754.22 Cr		

62810888935 Final balance as at end

31 March 2021	459,264.13 Cr
9 April 2021	459,754.22 Cr

Turnover for Statement Period

No. Credit Transactions 1	585.09 Cr
No. Debit Transactions 1	95.00 Dr

Please contact us within 30 days from your statement date, should you wish to query an entry on this statement (incl. card transactions done during this statement period, but not yet reflecting). Should we not hear from you, we will assume that you have received the statement and that it is correct.

For more information on your Pricing Option, please contact us or visit our website.

**For the latest Credit Rates on product, please go to fnb.co.za

First National Bank - a division of FirstRand Bank Limited. Registration Number 1929/001225/06. An Authorised Financial Services and Credit Provider (NCRCP20). On 24 July 2020, the Prime Lending Rate changed to 7.00%. This may impact the rate on any of your credit facilities.

Branch Number	Account Number	Date	DDA D1/2E/AV/XR/XR/RK/PE/L7/WB/N	FN
8208	62810888935	2021/04/30	PUBLIC SECTOR CHEQUE ACCOUNT	



0000055

how can we help you?

67288
*DR NKOSAZANA DLAMINI ZUMA LOCAL
P O BOX 62
CREIGHTON
3263

✉ Business Investment Desk Branch
1 First Place, Mezzanine Fl, Bank City
P.O. Box 1153
Johannesburg, 2000
e-Mail ipp@fnb.co.za
Web fnb.co.za
Branch Code 00878

Tax invoice/Statement Number 10

Customer VAT Reg. No. Not Provided
Bank VAT Reg. No. 4210102051
Product Fixed Deposits
Account Number 74859955617
Statement Period 31 March 2021 to 30 April 2021

Fixed Interest Rate 3.90% per annum
Investment Period 31 Days
Maturity Date 24 May 2021

Date	Description	Amount	Balance
Opening Balance as at 31 March 2021		ZAR	30 832 944.16 Cr
23 Apr 2021	Interest payment generated	75 773.01 Cr	30 908 717.17 Cr
30 Apr 2021	Interest payment generated	23 118.03 Cr	30 931 835.20 Cr
Closing Balance as at 30 April 2021		ZAR	30 931 835.20 Cr

If there is an entry on your statement you wish to query, please contact your nearest FNB branch or FNB Telephone Banking Enquiries at 087 320 4321 as soon as possible, preferably within 30 days, in order that it may be investigated.

First National Bank is a Division of FirstRand Bank Limited. Reg No. 1929/001225/06
An Authorised Financial Services and Credit Provider (NCRCP20).

The VAT rate has increased from 14% to 15% from 1 April 2018.

Inclusive of VAT @ 15.00%
Total VAT included on this statement R0.00
Total Bank Charges R0.00



0000056

how can we help you?

BBS71 016576
 DR NKOSAZANA DLAMINI ZUMA LOCAL
 MUNICIPALITY
 BULWER COMMUNITY SERVICE CENTR
 P O BOX 62
 CREIGHTON
 3263

✉ P.O. Box 1153
 Johannesburg,2000
Street Address Business Investment Desk Branch
 1 First Place, Mezzanine FI, Bank City
Universal Branch Code 250655
 📧 info@fnb.co.za
 🌐 fnb.co.za
Lost Cards 087-575-9444
Account Enquiries 087-320-4321

Customer VAT Registration Number Not Provided
 Bank VAT Registration Number 4210102051

Call Account : 62550105011
 Tax Invoice/Statement Number : 71
 Statement Period : 31 March 2021 to 30 April 2021
 Statement Date : 30 April 2021

Statement Balances		Bank Charges		Interest Rate	
Opening Balance	112,371.64 Cr	Service Fees	0.00	Credit Rate**	Tiered
Closing Balance	200,360.93 Cr	Cash Deposit Fees	0.00	Debit Rate (Non-NCA)	0.00%
# Inclusive of VAT @ 15.00%	2.41 Dr	Cash Handling Fees	0.00		
Total VAT	2.41 Dr	Other Fees	18.50 Dr		

Transactions in RAND (ZAR)

Date	Description	Amount	Balance	Accrued Bank Charge
12 Apr	FNB OB Trf FNB OB Trf Main Account Dr Nkos			
28 Apr	#Statement Fee	87,628.36Cr	200,000.00Cr	
28 Apr	#Value Added Serv Fees	0.00	200,000.00Cr	18.50
30 Apr	Int On Credit Balance	18.50	199,981.50Cr	
	Closing Balance	379.43Cr	200,360.93Cr	
			R200,360.93Cr	

Please contact us within 30 days from your statement date, should you wish to query an entry on this statement (incl. card transactions done during this statement period, but not yet reflecting). Should we not hear from you, we will assume that you have received the statement and that it is correct.

For more information on your Pricing Option, please contact us or visit our website.
 **For the latest Credit Rates on product, please go to fnb.co.za

First National Bank - a division of FirstRand Bank Limited. Registration Number 1929/001225/06. An Authorised Financial Services and Credit Provider (NCRCP20). On 24 July 2020, the Prime Lending Rate changed to 7.00%. This may impact the rate on any of your credit facilities.

Branch Number	Account Number	Date	DDA PB/00/CA/KY/KY/MM/B9/C3/DM/N	FN
878	62550105011	2021/04/30	CALL ACCOUNT	



how can we help you?

BBST23 020953
 *DR NKOSAZANA DLAMINI ZUMA LOCAL
 *BHIDLA RURAL HOUSING PROJECT
 P O BOX 62
 CREIGHTON
 3263
 MTUNGWAP@NDZ.GOV.ZA

✉ P O Box 1153
 Johannesburg 2000
 Street Address Commercial Account Services Customers
 4 First Place, 6th Floor, Bankcity
 Universal Branch Code 250655
 ✉ info@fnb.co.za
 🌐 fnb.co.za
 Lost Cards 0800-11-01-32
 Account Enquiries 011 352 5601

Customer VAT Registration Number Not Provided
 Bank VAT Registration Number 4210102051

Public Sector Cheque Account : 62810887119

Tax Invoice/Statement Number : 23
 Statement Period : 31 March 2021 to 30 April 2021
 Statement Date : 30 April 2021

Statement Balances		Bank Charges		Interest Rate	
Opening Balance	274,484.22 Cr	Service Fees	95.00 Dr	Credit Rate**	1.50%
Closing Balance	274,738.90 Cr	Cash Deposit Fees	0.00	Debit Rate (Non-NCA)	10.00%
# Inclusive of VAT @ 15.00%	12.39 Dr	Cash Handling Fees	0.00		
Total VAT	12.39 Dr	Other Fees	0.00		

Transactions in RAND (ZAR)

Date	Description	Reference	Amount	Fee	Internal Use
09 Apr	Bank Charges - Service Charges				
	#Service Fees				
	Interest		95.00		1 dda208
09 Apr	62810887119		349.68 Cr		2 dda208
Closing Balance			R274,738.90 Cr		

62810887119 Final balance as at end

31 March 2021	274,484.22 Cr
9 April 2021	274,738.90 Cr

Turnover for Statement Period

No. Credit Transactions 1	349.68 Cr
No. Debit Transactions 1	95.00 Dr

Please contact us within 30 days from your statement date, should you wish to query an entry on this statement (incl. card transactions done during this statement period, but not yet reflecting). Should we not hear from you, we will assume that you have received the statement and that it is correct.

For more information on your Pricing Option, please contact us or visit our website.

**For the latest Credit Rates on product, please go to fnb.co.za

First National Bank - a division of FirstRand Bank Limited. Registration Number 1929/001225/06. An Authorised Financial Services and Credit Provider (NCRCP20). On 24 July 2020, the Prime Lending Rate changed to 7.00%. This may impact the rate on any of your credit facilities.

Branch Number	Account Number	Date	DDA D1/2E/AV/XR/XR/RK/PE/L7/WB/N	FN
8208	62810887119	2021/04/30	PUBLIC SECTOR CHEQUE ACCOUNT	

790

*DR NKOSAZANA DLAMINI ZUMA LOCAL
P O BOX 62
CREIGHTON
3263

16 March 2021



Thank you for reinvesting your FNB Fixed Deposit

Your FNB Fixed Deposits has been reinvested.

Account number: 74859954742
Amount reinvested: R 11 301 045,30
Nominal Interest rate: 3.90% (NACM) per annum
Interest to be paid: At Maturity
Interest to be paid to: 74859954742
Investment matures: 16 April 2021
Investment period: 31 Days

The same great product

- A Fixed Deposit is an investment fixed for a period of time, typically giving you a higher interest rate.
- Your interest rate is fixed and will not change during the term of your investment.
- There are no monthly fees on this account.
- You can add more money to your Fixed Deposit on date of maturity.
- Your capital is guaranteed during the investment term.

Reconfirming the fine print

- For Fixed Deposit terms and conditions, please visit fnb.co.za or your nearest FNB branch
- This is a fixed deposit and your money can't be withdrawn until your investment matures
 - Penalty fees will apply for any early withdrawals
- Please keep FNB updated of any changes to your personal details.
 - If your physical address changes, we will require an updated proof of residence.
- Tax is not deducted on any interest paid or accrued
 - You may be liable for tax in your country of residence

At the end of your investment

- FNB will send a notification to you six weeks before your Fixed Deposit matures.
 - Please notify FNB what you would like to do with your money before your maturity date.
- If no notification is received from you, your money will remain in your account, without earning interest, until you advise us how you would like to reinvest your money.

Need help?

- Go to fnb.co.za or Visit your nearest FNB branch
- Call 087 320 4321

Kind regards,

FNB Savings & Investments

Future Value at maturity: R11 358 478.07
Interest Rate at maturity: 3.900%

*These are indicative and based on your interest instruction. If you do not withdraw your interest during your term, you will benefit from interest on interest, which means you earn a higher return.

1089

*DR NKOSAZANA DLAMINI ZUMA LOCAL
 P O BOX 62
 CREIGHTON
 3263

16 April 2021



Thank you for reinvesting your FNB Fixed Deposit

Your FNB Fixed Deposits has been reinvested.

Account number:	74859954742
Amount reinvested:	R 10 000 000.00
Nominal Interest rate:	3.75% (NACM) per annum
Interest to be paid:	At Maturity
Interest to be paid to:	74859954742
Investment matures:	23 April 2021
Investment period:	7 Days

The same great product

- A Fixed Deposit is an investment fixed for a period of time, typically giving you a higher interest rate.
- Your interest rate is fixed and will not change during the term of your investment.
- There are no monthly fees on this account.
- You can add more money to your Fixed Deposit on date of maturity.
- Your capital is guaranteed during the investment term.

Reconfirming the fine print

- For Fixed Deposit terms and conditions, please visit fnb.co.za or your nearest FNB branch.
- This is a fixed deposit and your money can't be withdrawn until your investment matures.
 - Penalty fees will apply for any early withdrawals.
- Please keep FNB updated of any changes to your personal details.
 - If your physical address changes, we will require an updated proof of residence.
- Tax is not deducted on any interest paid or accrued.
 - You may be liable for tax in your country of residence.

Need help?

- Go to fnb.co.za or Visit your nearest FNB branch
- Call **087 320 4321**

Kind regards,

FNB Savings & Investments

At the end of your investment

- FNB will send a notification to you six-weeks before your Fixed Deposit matures.
 - Please notify FNB what you would like to do with your money before your maturity date.
- If no notification is received from you, your money will remain in your account, without earning interest, until you advise us how you would like to reinvest your money.

Future Value at maturity:	R10 007 191.78
Interest Rate at maturity:	3.750%

*These are indicative and based on your interest instruction. If you do not withdraw your interest during your term, you will benefit from interest on interest, which means you earn a higher return.

0000000



STATEMENT

003001000000000378810986353004212



THE INVESTMENT MANAGER
DR NKOSAZANA DLAMINI ZUMA MUNICIPALITY
P O BOX 62
CREIGHTON
UMZINTO
3263

Branch	Domestic Treasury
Account Number	03/7881098635/000032
Date	30 April 2021
Statement Period	31 March 2021 to 30 April 2021
Due Date	17 May 2021
Period	63 days
Type of Investment	Fixed Deposit
Statement Frequency	Month End

NEDBANK CONTACT DETAILS

Business Banking	Nedbank Head Office, 135 Rivonia Road, Sandown, Sandton, 2196, South Africa 0860 115 060 business@nedbank.co.za
------------------	--

The interest rate for your investment, as agreed between you and Nedbank, is calculated to six decimals and rounded to two decimals for the full investment term.
The calculation for interim statements is the same and, as a result, the interest you see on interim statements may differ from the interest for the full investment term.

Transaction Date	Description and additional information	Movement	Rate	Days	Accrued interest	Amount
2021-03-31	Opening Balance				58 129.81	30 441 003.64
2021-04-30	Int Accrued On R30 441 003.64 From 2021-04-01 To 2021-04-30		4,1000	30	102 582.01	30 441 003.64
2021-04-30	Closing Balance				160 711.82	30 441 003.64

Yours sincerely

NEDBANK LIMITED

This statement is electronically generated and requires no signature by Nedbank Limited.
Please examine this statement soonest. If no error is reported within 30 days after receipt, the statement will be considered as being correct.
Please note that month-end statements include transactions up to and including the last day of the month as well as interest transactions for the first day of the next month.

The investment is subject to the terms and conditions for investment accounts, available at <https://www.nedbank.co.za/content/nedbank/desktopdefault.aspx?v=corporate/investing/corporate-and-institutional-investments.html>

This communication is produced and transmitted electronically. While we have taken all reasonable steps to ensure the accuracy, integrity and confidentiality of the information, Nedbank Limited will not be liable if the information contained in this communication is corrupted, inaccurate or fails to reach its intended destination. The information in this communication is confidential and intended solely for the addressee and may also be privileged or exempt from disclosure under applicable law. If you are not the addressee, or have received this email in error, please notify the sender immediately, delete it from your system and do not copy, disclose or otherwise act on any part of this communication. You should also treat any pages attached to this communication in line with the disclaimer.

Nedbank Limited Reg No 1951/000009/06, VAT Reg No 4320116074, Nedbank 135 Rivonia Campus, 135 Rivonia Road, Sandown, Sandton, 2196, South Africa.

Directors: V Naidoo (Chairman) MWT Brown (Chief Executive) HR Brody BA Dames NP Dongwana EM Kruger RAG Leith PM Makwana Prof T Marwala L Makalima
Dr MA Matoane MH Davis (Chief Financial Officer) MC Nkuhlu (Chief Operating Officer) S Subramoney IG Williamson
Company Secretary: J Katzin 01.10.2020

STATEMENT



003001000000000378810986353004212

THE INVESTMENT MANAGER
DR NKOSAZANA DLAMINI ZUMA MUNICIPALITY
P O BOX 62
CREIGHTON
UMZINTO
3263

Branch	Domestic Treasury
Account Number	03/7881098635/000018
Date	30 April 2021
Statement Period	15 March 2021 to 01 May 2021
Type of Investment	Call Deposit
Statement Frequency	Month End
NEDBANK CONTACT DETAILS	
Business Banking	Nedbank Head Office, 135 Rivonia Road, Sandown, Sandton, 2196, South Africa 0860 115 060 business@nedbank.co.za

Based on the interest rates agreed between you and Nedbank, as well as the calculated balances, the applicable rate will be applied daily rounded to two decimals, based on the third digit after the decimal.

Transaction Date	Description and additional Information	Movement	Rate	Days	Accrued Interest	Amount
2021-03-15	Opening Balance					0.00
2021-04-20	Deposit	30 111 362.37				30 111 362.37
2021-04-30	Int Accrued On R30 111 362.37 From 2021-04-20 To 2021-04-30		3,0000	11	27 224.01	30 111 362.37
2021-05-01	Int Capitalised Effective 2021-05-01	27 224.01			-27 224.01	30 138 586.38
2021-05-01	Closing Balance					30 138 586.38

Yours sincerely
NEDBANK LIMITED

This statement is electronically generated and requires no signature by Nedbank Limited.
Please examine this statement soonest. If no error is reported within 30 days after receipt, the statement will be considered as being correct.
Please note that month-end statements include transactions up to and including the last day of the month as well as interest transactions for the first day of the next month.

The investment is subject to the terms and conditions for investment accounts, available at <https://www.nedbank.co.za/content/nedbank/desktopdefault.aspx?v=corporates/investing/corporate-and-institutional-investments.html>
This communication is produced and transmitted electronically. While we have taken all reasonable steps to ensure the accuracy, integrity and confidentiality of the information, Nedbank Limited will not be liable if the information contained in this communication is corrupted, inaccurate or fails to reach its intended destination. The information in this communication is confidential and intended solely for the addressee and may also be privileged or exempt from disclosure under applicable law. If you are not the addressee, or have received this email in error, please notify the sender immediately, delete it from your system and do not copy, disclose or otherwise act on any part of this communication. You should also treat any pages attached to this communication in line with the disclaimer.

Nedbank Limited Reg No 1951/000009/06, VAT Reg No 4320116074, Nedbank 135 Rivonia Campus, 135 Rivonia Road, Sandown, Sandton, 2196, South Africa.

Directors: V Naidoo (Chairman) MWT Brown (Chief Executive) HR Brody BA Dames NP Dongwana EM Kruger RAG Leith PM Makwana Prof T Marwala L Makalima
Dr MA Matooane MH Davis (Chief Financial Officer) MC Nkuhlu (Chief Operating Officer) S Subramoney IG Williamson
Company Secretary: J Katzin 01.10.2020

STATEMENT



003001000000000378810986351904212

THE INVESTMENT MANAGER
DR NKOSAZANA DLAMINI ZUMA MUNICIPALITY
P O BOX 62
CREIGHTON
UMZINTO
3263

Branch	Domestic Treasury
Account Number	03/7881098635/000033
Date	19 April 2021
Statement Period	31 March 2021 to 19 April 2021
Due Date	19 April 2021
Period	32 days
Type of Investment	Fixed Deposit
Statement Frequency	Month End

NEDBANK CONTACT DETAILS	
Business Banking	Nedbank Head Office, 135 Rivonia Road, Sandown, Sandton, 2196, South Africa 0860 115 060 business@nedbank.co.za

The interest rate for your investment, as agreed between you and Nedbank, is calculated to six decimals and rounded to two decimals for the full investment term.
The calculation for interim statements is the same and, as a result, the interest you see on interim statements may differ from the interest for the full investment term.

Transaction Date	Description and additional information	Movement	Rate	Days	Accrued Interest	Amount
2021-03-31	Opening Balance				47 638.36	30 000 000.00
2021-04-19	Int Accrued On R30 000 000.00 From 2021-04-01 To 2021-04-18		4,1400	18	61 249.31	30 000 000.00
2021-04-19	Capital Due	-30 000 000.00				0.00
2021-04-19	Int Capitalised				-108 887.67	0.00
2021-04-19	Closing Balance					0.00

Yours sincerely
NEDBANK LIMITED

This statement is electronically generated and requires no signature by Nedbank Limited. Please examine this statement soonest. If no error is reported within 30 days after receipt, the statement will be considered as being correct. Please note that month-end statements include transactions up to and including the last day of the month as well as interest transactions for the first day of the next month.

The investment is subject to the terms and conditions for investment accounts, available at <https://www.nedbank.co.za/content/nedbank/desktop/gti/en/corporates/investing/corporate-and-institutional-investments.html>. This communication is produced and transmitted electronically. While we have taken all reasonable steps to ensure the accuracy, integrity and confidentiality of the information, Nedbank Limited will not be liable if the information contained in this communication is corrupted, inaccurate or fails to reach its intended destination. The information in this communication is confidential and intended solely for the addressee and may also be privileged or exempt from disclosure under applicable law. If you are not the addressee, or have received this email in error, please notify the sender immediately, delete it from your system and do not copy, disclose or otherwise act on any part of this communication. You should also treat any pages attached to this communication in line with the usual practice.

Nedbank Limited Reg No 1951/000009/06, VAT Reg No 4320116074, Nedbank 135 Rivonia Campus, 135 Rivonia Road, Sandown, Sandton, 2196, South Africa.

Directors: V Naidoo (Chairman) MWT Brown (Chief Executive) HR Brody BA Dames NP Dongwana EM Kruger RAG Leith PM Makwana Prof T Marwala L Makalima
Dr MA Matooane MH Davis (Chief Financial Officer) MC Nkuhlu (Chief Operating Officer) S Subramoney IG Williamson
Company Secretary: J Katzin 01.10.2020

STATEMENT



003001000000000378810986351904212



THE INVESTMENT MANAGER
DR NKOSAZANA DLAMINI ZUMA MUNICIPALITY
P O BOX 62
CREIGHTON
UMZINTO
3263

Branch	Domestic Treasury
Account Number	03/7881098635/000034
Date	19 April 2021
Statement Period	19 April 2021 to 19 April 2021
Due Date	20 April 2021
Period	1 day
Type of Investment	Fixed Deposit
Statement Frequency	Month End

NEDBANK CONTACT DETAILS

Business Banking	Nedbank Head Office, 135 Rivonia Road, Sandown, Sandton, 2196, South Africa 0860 115 060 business@nedbank.co.za
------------------	--

The interest rate for your investment, as agreed between you and Nedbank, is calculated to six decimals and rounded to two decimals for the full investment term.
The calculation for interim statements is the same and, as a result, the interest you see on interim statements may differ from the interest for the full investment term.

Transaction Date	Description and additional information	Movement	Rate	Days	Accrued interest	Amount
2021-04-19	Opening Balance				0.0	0.0
2021-04-19	New Investment	30 108 887.67	3,0000			30 108 887.67
2021-04-19	Int Accrued On R30 108 887.67 From 2021-04-19 To 2021-04-19		3,0000	1	2 474.70	30 108 887.67
2021-04-19	Closing Balance				2 474.70	30 108 887.67

Yours sincerely

NEDBANK LIMITED

This statement is electronically generated and requires no signature by Nedbank Limited.
Please examine this statement soonest. If no error is reported within 30 days after receipt, the statement will be considered as being correct.
Please note that month-end statements include transactions up to and including the last day of the month as well as interest transactions for the first day of the next month.

The investment is subject to the terms and conditions for investment accounts, available at

<https://www.nedbank.co.za/content/nedbank/desktop/ig/en/corporates/investing/corporate-and-institutional-investments.html>

This communication is produced and transmitted electronically. While we have taken all reasonable steps to ensure the accuracy, integrity and confidentiality of the information, Nedbank Limited will not be liable if the information contained in this communication is corrupted, inaccurate or fails to reach its intended destination. The information in this communication is confidential and intended solely for the addressee and may also be privileged or exempt from disclosure under applicable law. If you are not the addressee, or have received this email in error, please notify the sender immediately, delete it from your system and do not copy, disclose or otherwise act on any part of this communication. You should also treat any pages attached to this communication in line with the disclaimer.

Nedbank Limited Reg No 1951/000009/06, VAT Reg No 4320116074, Nedbank 135 Rivonia Campus, 135 Rivonia Road, Sandown, Sandton, 2196, South Africa.

Directors: V Naidoo (Chairman) MWT Brown (Chief Executive) HR Brody BA Dames NP Dongwana EM Kruger RAG Leith PM Makwana Prof T Marwala L Makalima
Dr MA Matooane MH Davis (Chief Financial Officer) MC Nkuhlu (Chief Operating Officer) S Subramoney IG Williamson
Company Secretary: J Katzin 01.10.2020

STATEMENT



00300100000000378810986352004212



THE INVESTMENT MANAGER
DR NKOSAZANA DLAMINI ZUMA MUNICIPALITY
P O BOX 62
CREIGHTON
UMZINTO
3263

Branch	Domestic Treasury
Account Number	03/7881098635/000034
Date	20 April 2021
Statement Period	19 April 2021 to 20 April 2021
Due Date	20 April 2021
Period	1 day
Type of Investment	Fixed Deposit
Statement Frequency	Month End

NEDBANK CONTACT DETAILS

Business Banking	Nedbank Head Office, 135 Rivonia Road, Sandown, Sandton, 2196, South Africa 0860 115 060 business@nedbank.co.za
------------------	--

The interest rate for your investment, as agreed between you and Nedbank, is calculated to six decimals and rounded to two decimals for the full investment term.
The calculation for interim statements is the same and, as a result, the interest you see on interim statements may differ from the interest for the full investment term.

Transaction Date	Description and additional information	Movement	Rate	Days	Accrued Interest	Amount
2021-04-19	Opening Balance				2 474.70	30 108 887.67
2021-04-20	Capital Due	-30 108 887.67				0.00
2021-04-20	Int Capitalised				-2 474.70	0.00
2021-04-20	Closing Balance					0.00

Yours sincerely

NEDBANK LIMITED

This statement is electronically generated and requires no signature by Nedbank Limited.
Please examine this statement soonest. If no error is reported within 30 days after receipt, the statement will be considered as being correct.
Please note that month-end statements include transactions up to and including the last day of the month as well as interest transactions for the first day of the next month.

The investment is subject to the terms and conditions for investment accounts, available at <https://www.nedbank.co.za/content/nedbank/desktop/gt/en/corporates/investing/corporate-and-institutional-investments.html>
This communication is produced and transmitted electronically. While we have taken all reasonable steps to ensure the accuracy, integrity and confidentiality of the information, Nedbank Limited will not be liable if the information contained in this communication is corrupted, inaccurate or fails to reach its intended destination. The information in this communication is confidential and intended solely for the addressee and may also be privileged or exempt from disclosure under applicable law. If you are not the addressee, or have received this email in error, please notify the sender immediately, delete it from your system and do not copy, disclose or otherwise act on any part of this communication. You should also treat any pages attached to this communication in line with the disclaimer.

Nedbank Limited Reg No 1951/000009/06, VAT Reg No 4320116074, Nedbank 135 Rivonia Campus, 135 Rivonia Road, Sandown, Sandton, 2196, South Africa.

Directors: V Naidoo (Chairman) MWT Brown (Chief Executive) HR Brody BA Dames NP Dongwana EM Kruger RAG Leith PM Makwana Prof T Marwala L Makatima
Dr MA Maloane MH Davis (Chief Financial Officer) MC Nkuhlu (Chief Operating Officer) S Subramoney IG Williamson
Company Secretary: J Katzin 01.10.2020

Out of the Ordinary®



Investec Specialist Bank

3 MAY 2021

100 Grayston Drive
Sandton, 2196

Investec Bank Limited

100 Grayston Drive Sandown Sandton 2196
PO Box 785700 Sandton 2146 South Africa
T +27 (0) 11 286 7000 F +27 (0) 11 286 9555
www.investec.co.zaDr Nkosazana Dlamini Zuma Local Municipality
PO Box 62
Creighton
3263ACCOUNT STATEMENT
Tax invoice number
Investec VAT numberPage 1 of 1
21000010
4620124729Statement date 30 Apr 2021
Statement period 01 Apr - 30 Apr 2021
Currency South African RandAccount number 1100540834450
Account type Fixed Deposit
Branch code 580105
Electronic account number 50011313277

Opening balance deal summary

Reference	Deal amount	Start	End	Rate %
DA 10587144	10,193,602.43CR	24MAR2021	24MAY2021	3.59
TOTAL	10,193,602.43CR			

Date	Description	Amount	Capital		Rate%	Days	Interest	
			Balance				Amount	Balance
1APR2021	OPENING BALANCE		10,163,612.81CR					
1APR2021	INTEREST ADVISED DA 10587144				3.59CR	30	29,989.62CR	29,989.62CR
30APR2021	CLOSING BALANCE		10,163,612.81CR				ACCRUED	29,989.62CR
30APR2021	INTEREST ACCRUED	29,989.62CR						
	CLOSING BALANCE INCLUDING INTEREST		10,193,602.43CR					

Grow your savings with Investec's bank guaranteed, Money Fund linked Accounts. Questions?
Call us on 0860 110 161.



Product
BUSINESS CURRENT ACCOUNT

Address
MAIN STREET
CREIGHTON
CREIGHTON
3263

Statement period 2021-04-01 to 2021-04-30
Account preferred centre PIETERMARITZBURG
Customer contact centre 0860 123 000
Internet www.standardbank.co.za
Page 1 of 1
Date 04 May 2021
Time 09:51

Account Identification

Name of account DR NKOSAZANA DLAMINI ZUMA MUNI

Account number 052070336

Transaction details

Post date (YYYYMMDD)	Transaction description	Fee	Payments	Deposits	Balance
	Opening Balance				R 80,861.92
2021-04-01	##FEE: 60 DAY STATEMENT 11H38 IPC:MAINTAIN 2		R -84.00		R 80,797.92
2021-04-30	##MONTHLY MANAGEMENT FEE 3004 ACC 052070336		R -100.00		R 80,697.92
2021-04-30	Balance brought forward				R 80,697.92

These fees include VAT at the applicable prevailing rate in accordance with the VAT Act.

Your account information

Statement summary

Payments	R 164.00
Deposits	R 0.00
Fee	R 0.00

Your full transaction record is available on your account statement. The balance could change if there are transactions that still need to be processed.

Please consider the clause that follows carefully as it limits the bank's liability and constitutes an assumption of risk by you.

Please check that all transactions on this statement are correct and tell the bank if there are any mistakes within 60 days of the date of this statement, after which, we will consider this statement to be correct.

0000067



Standard Bank

Product

FIXED DEPOSIT

Address
 MAIN STREET
 CREIGHTON
 CREIGHTON
 3263

Account identification

Name of account DR NKOSAZANA DLAMINI ZUMA MUNI

Account number 478735995 004

Transaction details

Statement period 2021-04-01 to 2021-04-30

Account preferred centre MSUNDUZI

Customer contact centre 0860 123 000

Internet www.standardbank.co.za

Page 1 of 1

Date 04 May 2021

Time 09:50

Post date (YYYYMM-DD)	Transaction description	Payments	Deposits	Balance
	Opening Balance			R 30,426,742.35
	Balance brought forward			R 30,426,742.35

These fees include VAT at the applicable prevailing rate in accordance with the VAT Act.

Your account information

Statement summary

Payments	R 0.00
Deposits	R 0.00

Your full transaction record is available on your account statement. The balance could change if there are transactions that still need to be processed.

Please consider the clause that follows carefully as it limits the bank's liability and constitutes an assumption of risk by you.

Please check that all transactions on this statement are correct and tell the bank if there are any mistakes within 60 days of the date of this statement, after which, we will consider this statement to be correct.

00173351 2018-04

The Standard Bank of South Africa Limited (Reg No 1962/000738/06) An authorised financial services and registered credit provider (NCRCP15)



ACCOUNT ANALYSIS

Account preferred centre : MSUNDUZI 2021-05-04 09:49
 Customer controlling centre : PBB:KZN MSUNDUZI BC
 Account name : DR NKOSAZANA DLAMINI
 Account number : 478735995 Serial number : 004
 Product : FIXED DEPOSIT

Book Balance:	30,426,742.35	Date Last Active:	20
Retrospective Bal:	30,426,742.35	Date Opened:	20
Int./Profit Due:	191,396.71	Original Issue Date:	20
Int./Indicative Prof Accrued:	187,978.92	Maturity Date:	20
Int./Profit Paid Tax:	0.00	Accrual Date:	20
Int./Prof Last Paid:			
Int./Prof Next Paid:	2021-05-10		
Date Last Deposit:	2021-03-09		
Renew Date:	2021-05-10		
Period:	2 Months 1 Days		
Int./Indicative Prof. Rate:	04.100	Renew Period:	00
Int./Profit Cycle:	AT MATURITY		
Non-Res Interest/Profit Last paid:	-51,683.78		
Non-Res Interest/Profit Tax:	0.00		
Non-Res Interest/Profit Tax YTD:	0.00		
Capital Disposal:	DEPOSIT DISPOSAL SUSPENSE ACC.		
Account Branch & Number:	000000 000000000 000		
To (Name):			
Int./Profit Disposal:	DEPOSIT DISPOSAL SUSPENSE ACC.		
Account Branch & Number:	000000 000000000 000		
To (Name):			
Date Last Statement:			
Statement Balance:	0.00		
Statement Number:			
Number of Copies:			
Despatch Method:	COLLECT		
Statement Cycle:			
Date Next Statement:			
Int./Profit Paid Change:			
Status:			
AUTOBANK LINKED ACCOUNT			

STP0351.E 2010-04

0000069



how can we help you?

73532
 *DR NKOSAZANA DLAMINI ZUMA LOCAL
 P O BOX 62
 CREIGHTON
 3263

✉ Business Investment Desk Branch
 1 First Place, Mezzanine Fl, Bank City
 P.O. Box 1153
 Johannesburg, 2000
 e-Mail ipp@fnb.co.za
 Web fnb.co.za
 Branch Code 00878

Tax invoice/Statement Number 1

Customer VAT Reg. No. Not Provided
 Bank VAT Reg. No. 4210102051
 Product Fixed Deposits
 Account Number 74894601051
 Statement Period 08 April 2021 to 30 April 2021

Fixed Interest Rate 3.77% per annum
 Investment Period 14 Days
 Maturity Date 13 May 2021

Date	Description	Amount	Balance
Opening Balance as at 08 April 2021		ZAR	0.00
08 Apr 2021	Transfer from 62235619197 62235619197	30 000 000.00 Cr	30 000 000.00 Cr
08 Apr 2021	62026224999	20 000 000.00 Cr	50 000 000.00 Cr
15 Apr 2021	Partial payout at renewal 62085824269	30 000 000.00	20 000 000.00 Cr
15 Apr 2021	Interest payment generated	35 958.90 Cr	20 035 958.90 Cr
29 Apr 2021	Partial payout at renewal 62085824269	5 000 000.00	15 035 958.90 Cr
29 Apr 2021	Interest payment generated	28 972.54 Cr	15 064 931.44 Cr
Closing Balance as at 30 April 2021		ZAR	15 064 931.44 Cr

If there is an entry on your statement you wish to query, please contact your nearest FNB branch or FNB Telephone Banking Enquiries at 007 320 4321 as soon as possible, preferably within 30 days, in order that it may be investigated.

First National Bank - a Division of FirstRand Bank Limited. Reg No. 1929/001225/06.
 An Authorised Financial Services and Credit Provider (NCRCP20).

The VAT rate has increased from 14% to 15% from 1 April 2018.

Inclusive of VAT @ 15.00%
 Total VAT included on this statement R0.00
 Total Bank Charges R0.00



0000070

how can we help you?

BBST434 018541
 DR NKOSAZANA DLAMINI ZUMA
 MUNICIPALITY
 P O BOX 62
 CREIGHTON
 3263
 MTUNGWAP@NDZ.GOV.ZA

P O Box 2
 Ixopo 3276
Street Address Ixopo
 Lot 12 Stuartstown, Margaret Street, Ixopo
Universal Branch Code 250655
fnb.co.za
Lost Cards 087-575-9406
Account Enquiries 087-736-2247
Fraud 087-311-8607

Customer VAT Registration Number Not Provided
 Bank VAT Registration Number 4210102051

Public Sector Cheque Account : 52551036969
 Tax Invoice/Statement Number : 434
 Statement Period : 1 April 2021 to 3 May 2021
 Statement Date : 3 May 2021

Statement Balances		Bank Charges		Interest Rate	
Opening Balance	355,263.70 Cr	Service Fees	118.00 Dr	Credit Rate**	1.50%
Closing Balance	355,864.57 Cr	Cash Deposit Fees	0.00	Debit Rate (Non-NCA)	10.00%
# Inclusive of VAT @ 15.00%	15.39 Dr	Cash Handling Fees	0.00		
Total VAT	15.39 Dr	Other Fees	0.00		

Transactions in RAND (ZAR)

Date	Description	Amount	Balance	Accrued Bank Charge
12 Apr	#Service Fees #Debit Order Dispute Fee	40.00	355,223.70 Cr	
12 Apr	Magtape Unpaid	280.68 Cr	355,504.38 Cr	
30 Apr	Int On Credit Balance	438.19 Cr	355,942.57 Cr	
30 Apr	#Monthly Account Fee	78.00	355,864.57 Cr	
	Closing Balance		R355,864.57 Cr	

Please contact us within 30 days from your statement date, should you wish to query an entry on this statement (incl. card transactions done during this statement period, but not yet reflecting). Should we not hear from you, we will assume that you have received the statement and that it is correct.

For more information on your Pricing Option, please contact us or visit our website.

**For the latest Credit Rates on product, please go to fnb.co.za

First National Bank - a division of FirstRand Bank Limited. Registration Number 1929/001225/06. An Authorised Financial Services and Credit Provider (NCRCP20). On 24 July 2020, the Prime Lending Rate changed to 7.00%. This may impact the rate on any of your credit facilities.

Branch Number	Account Number	Date	DDA DB/2E/BV/XR/RK/PE/L7/WB/N	FN
255	52551036969	2021/05/03	PUBLIC SECTOR CHEQUE ACCOUNT	



FNB
First National Bank

how can we help you?

BBST2602 252842

*DR NKOSAZANA DLAMINI ZUMA LOCAL
MUNICIPALITY
P O BOX 62
CREIGHTON
3263
MTUNGWAP@NDZ.GOV.ZA

✉ P O Box 219
Underberg 3257
Street Address Underberg
Main Street
Universal Branch Code 250655
🌐 fnb.co.za
Lost Cards 087-575-9406
Account Enquiries 087-736-2247
Fraud 087-311-8607

Customer VAT Registration Number Not Provided
Bank VAT Registration Number 4210102051

Public Sector Cheque Account : 62026224999

Tax Invoice/Statement Number : 2602
Statement Period : 29 April 2021 to 30 April 2021
Statement Date : 30 April 2021

Statement Balances		Bank Charges		Interest Rate	
Opening Balance	8,236,753.25 Cr	Service Fees	0.00	Credit Rate**	1.50%
Closing Balance	1,770,803.10 Cr	Cash Deposit Fees	0.00	Debit Rate (Non-NCA)	10.00%
# Inclusive of VAT @ 15.00%	0.00	Cash Handling Fees	0.00		
Total VAT	0.00	Other Fees	0.00		

Transactions in RAND (ZAR)

Date	Description	Amount	Balance	Accrued Bank Charge
30 Apr	FNB OB Pmt 26285 Underberg Forg	7,986.41Cr	8,244,739.66Cr	
30 Apr	FNB OB Pmt 217475 Underberg For	454.92Cr	8,245,194.58Cr	
30 Apr	FNB OB Pmt 246655 Underberg For	3,483.55Cr	8,248,678.13Cr	
30 Apr	FNB OB Pmt 217535 Underberg For	1,883.69Cr	8,250,561.82Cr	
30 Apr	FNB OB Pmt 55732 Sunnyside Farm	806.50Cr	8,251,368.32Cr	
30 Apr	FNB OB Pmt 47900 Na Smith Famil	420.35Cr	8,251,788.67Cr	
30 Apr	FNB OB Pmt 47890 Na Smith Famil	188.30Cr	8,251,976.97Cr	
30 Apr	FNB OB Pmt 47883 Na Smith Famil	260.45Cr	8,252,237.42Cr	
30 Apr	FNB OB Pmt 47876 Na Smith Famil	1,637.45Cr	8,253,874.87Cr	
30 Apr	FNB OB Pmt 53637 Na Smith Famil	420.35Cr	8,254,295.22Cr	
30 Apr	Scheduled Pymt From Ndzim 262065	320.00Cr	8,254,615.22Cr	
30 Apr	FNB OB Pmt Ndzim 136715	728.30Cr	8,255,343.52Cr	
30 Apr	FNB OB Pmt Ndzim 136675	412.45Cr	8,255,755.97Cr	
30 Apr	FNB OB Pmt Ndzim 136685	1,067.75Cr	8,256,823.72Cr	
30 Apr	FNB OB Pmt Ndzim 136695	364.95Cr	8,257,188.67Cr	
30 Apr	FNB OB Pmt Ndzim 136705	1,935.05Cr	8,259,123.72Cr	
30 Apr	FNB OB Pmt Ndzim 54384	65.60Cr	8,259,189.32Cr	
30 Apr	FNB OB Pmt Ndzim 54377	509.50Cr	8,259,698.82Cr	
30 Apr	FNB OB Pmt Ndzim 54360	73.35Cr	8,259,772.17Cr	
30 Apr	FNB OB Pmt Ndzim 54353	311.90Cr	8,260,084.07Cr	
30 Apr	FNB OB Pmt Ndzim 54346	198.35Cr	8,260,282.42Cr	
30 Apr	FNB OB Pmt Ndzim 54339	226.25Cr	8,260,508.67Cr	
30 Apr	FNB OB Pmt Ndzim 54391	978.95Cr	8,261,487.62Cr	
30 Apr	FNB OB Pmt Ndzim 54418	92.15Cr	8,261,579.77Cr	
30 Apr	FNB OB Pmt Ndzim 54425	355.15Cr	8,261,934.92Cr	

Branch Number	Account Number	Date	DDA DB/E/AV/XR/XR/RK/PE/L7/WB/N	FN
887	62026224999	2021/04/30	PUBLIC SECTOR CHEQUE ACCOUNT	

Transactions in RAND (ZAR) : 62026224999

Date	Description	Amount	Balance	Accrued Bank Charge
30 Apr	Magtape Credit 49407			
30 Apr	Magtape Credit Telkomsa Telkom Soc Ltd	6,551.00Cr	1,943,327.73Cr	
30 Apr	Magtape Credit Basq37 Kzn: Tran001169131	10,526.92Cr	1,953,854.65Cr	
30 Apr	B2B Collection F/Card Comspeedpoint082151FNB	30,590.20Cr	1,984,444.85Cr	
30 Apr	B2B Collection F/Card Comspeedpoint082151FNB	55.36	1,984,389.49Cr	
30 Apr	B2B Collection F/Card Comspeedpoint082151FNB	347.14	1,984,042.35Cr	
30 Apr	B2B Collection F/Card Comspeedpoint082151FNB	1,104.00	1,982,938.35Cr	
30 Apr	B2B Collection F/Card Comspeedpoint082151FNB	1,656.00	1,981,282.35Cr	
30 Apr	Card Merchant Speedpoint 000000000082151	109.46	1,981,172.89Cr	
30 Apr	Magtape Debit M-Choice M-Choice137055743	320.00	1,980,852.89Cr	19.00
30 Apr	Magtape Debit Vodacom 0359907518 C8002921	408.25	1,980,444.64Cr	19.00
30 Apr	Magtape Debit Vodacom 0359578155 G0001088	209,641.54	1,770,803.10Cr	19.00
Closing Balance			R1,770,803.10Cr	

Please contact us within 30 days from your statement date, should you wish to query an entry on this statement (incl. card transactions done during this statement period, but not yet reflecting). Should we not hear from you, we will assume that you have received the statement and that it is correct.

For more information on your Pricing Option, please contact us or visit our website.

**For the latest Credit Rates on product, please go to fnb.co.za

First National Bank - a division of FirstRand Bank Limited. Registration Number 1929/001225/06. An Authorised Financial Services and Credit Provider (NCRCP20).
On 24 July 2020, the Prime Lending Rate changed to 7.00%. This may impact the rate on any of your credit facilities.

Branch Number	Account Number	Date	DDA DB/ZEJAV/XR/XR/PE/LTWB/N	FN
887	62026224999	2021/04/30	PUBLIC SECTOR CHEQUE ACCOUNT	



Quality Certificate

I, NC Vezi Municipal Manager of the Dr Nkosazana Dlamini Zuma Municipality, hereby certify that the monthly preliminary report on the implementation of the budget and financial state affairs of the municipality for the month of April 2021 financial year has been prepared in accordance with the Municipal Finance Management Act and regulations made under that Act.

Print Name: N.C. Vezi

Municipal Manager of Dr Nkosazana Dlamini Zuma Municipality, KZN436

Signature: _____

Date: _____

3/05/2021

viii) COMPLIANCE CHECKLIST ON SECTION 75 REPORT FOR APRIL 2021**Information to be placed on websites of the Municipality****The following information is included into our website as per section 75 of the MFMA**

- 1) The accounting officer of a municipality must place on the website referred to in section 21A of the Municipal Systems Act the following documents of the municipality:
 - b) All budget-related policies;
 - c) The annual report;
 - d) All performance agreements required in terms of section 57(1) (b) of the Municipal Systems Act
 - e) All service delivery agreements
 - f) All supply chain management contracts above a prescribed value;
 - g) An information statement containing a list of assets over a prescribed value that have been disposed of in terms of section 14(2) or (4) during the previous quarter;
 - h) All quarterly reports tabled in the council in terms of section 52(d);
 - i) Any other documents that must be placed on the website in terms of this Act or any other applicable legislation, or as may be prescribed.

Prepared by: S. Jali

Date: 10-05-2021

Reviewed by:

Date: 10-05-2021

Monthly Salaries Report

06/04/2021

1. Purpose

To inform the Executive Council of the salaries and wages expenditure for the month of April 2021 terms of Section 66 of the Municipal Finance Management Act Guidance

2. OVERVIEW OF APRIL 2021 SALARIES AND WAGES

2.1 Salaries and Wages for the month of April 2021

DESCRIPTION	ORIGINAL BUDGET	MONTHLY BUDGET	MONTH ACTUAL	YTD ACTUAL	MONTHLY % SPENT	YTD % SPEND
SALARIES	51 183 139.00	4 265 261.58	4 064 786.97	39 792 476.95	95%	78%
EPWP	2 513 000.00	209 416.67	281 065.74	2 598 111.65	134%	103%
LONG SERVICE AWARD	156 750.00	13 062.50	16 136.32	139 092.29	124%	89%
TRAVEL ALLOWANCES	470 625.00	39 218.75	27 500.00	275 000.00	70%	58%
ABSENT						
LEAVE PAY	348 271.00	29 022.58		330 721.53	0%	95%
OVERTIME	1 343 780.00	111 981.67	144 044.03	1 019 134.02	129%	76%
PENSION FUND CONTRIBUTION	7 057 536.00	588 128.00	573 159.23	5 445 841.31	97%	77%
BONUS	3 979 186.00	331 598.83		3 267 699.10	0%	82%
HOUSING SUBSIDY	480 998.00	40 083.17	17 081.51	155 382.94	43%	32%
COUNCILLOR'S SALARY ALLOWANCE	8 255 792.00	687 982.67	673 413.54	6 734 135.40	98%	82%
COUNCILLOR'S TRAVEL ALLOWANCE	1 368 075.00	114 006.25	90 670.49	906 704.90	80%	66%
COUNCILLOR'S CELL PHONE ALLOWANCE	1 368 075.00	114 006.25	107 300.00	1 073 000.00	94%	78%
CONCILLOR'S PENSION	1 165 657.00	97 138.08	95 081.05	950 810.50	98%	82%
UIF	391 259.00	32 604.92	36 855.14	336 380.31	113%	86%
SDL	917 042.00	76 420.17	50 245.66	427 436.08	66%	47%
MEDICAL AID CONTRIBUTION	2 970 910.00	247 575.83	256 738.84	2 380 636.14	104%	80%
BARGAIN COUNCIL FEES	31 111.00	2 592.58	2 178.00	19 285.20	84%	62%
TOTAL	84 001 206.00	7 000 100.50	6 436 256.52	65 851 848.32	92%	78%

The above excludes Substance and travel

Prepared By: Date:

Reviewed By: Date:

EXPENDITURE MANAGEMENT REPORT FOR THE PERIOD APRIL 2021

AUTHOR : Chief Finance Officer
Levels : 1st Level –MANCO
 : 2NDLevel- Committee
 : 3RD Level-Exco
 : 4th Level-Council

2. PURPOSE

To report to the committee on the payments made during the month of APRIL 2021

3. LEGAL REQUIREMENTS

- MFMA Act NO .56 of 2003

4. BACKGROUND AND REASONING

The accounting officer of a municipality is responsible for the management of the expenditure of the municipality. The accounting officer must take all reasonable steps to ensure that the municipality has and maintains an effective system of expenditure control, including procedures for approval, authorisation, withdrawal and payments of funds

The accounting officer must also make sure that the municipality has and maintains a system of internal control in respect of creditors and payments, that payments by the municipality are made directly to the person to whom it is due unless agreed otherwise for reasons as may be prescribed, and that all money owing by the municipality be paid within 30 days of receiving the relevant invoice or statement, unless prescribed otherwise for certain categories of expenditure.

5. FINANCIAL IMPLICATIONS

No financial implications

6. STAFF IMPLICATIONS

No staff implications

7. Annexures

- Payment listing
- Top ten creditors
- Free basic electricity

8. RECOMMENDATIONS

That this report noted by the committee

LIST OF PAYMENTS MADE IN THE MONTH OF APRIL 2021						
PAYMENT NUMBER	SUPPLIER NAME	DESCRIPTION	AMOUNT	DATE OF INVOICE	PAYMENT DATE	COMPLIANCE COMMENTS
1001	Blanket Investments Group	Agricultural Material and Equipment to Support Community Project in Ward 6 Ezabathwa Vegetables: 5000L JojoT'ank, Cabbage and Carrot Seedlings	18 500.00	2021/03/23	2021/04/15	YES
1002	Eskom Underberg taxi rank	Electricity for March Statement	2 022.64	2021/04/09	2021/04/15	YES
1003	Eskom Bulwer Dump Site	Electricity for March Statement	1 948.74	2021/04/09	2021/04/15	YES
1004	Eskom Donybrook Kavelaer Mission	Electricity for March Statement	2 527.79	2021/04/09	2021/04/15	YES
1005	K2019285591	4 Wheel Hard Trolley Suitcases for Mairic Awards	21 500.00	2021/04/08	2021/04/15	YES
1006	Mphungashe Trading Enterprise	4 Mobile Toilets and 1 Generator hired for Human Rights Day Awareness	7 300.00	2021/04/08	2021/04/15	YES
1007	Rotrat Enterprise (Pty) Ltd	New Laptop for Mr N.C. Vezi	13 500.00	2021/04/15	2021/04/15	YES
1008	Jabulani and Nobuhle Maphanqa Trading Enterprise	Platters for 20 People attending the Disaster Management Advisory and Community Safety Forum Meeting	2 000.00	2021/04/08	2021/04/15	YES
1009	Senzy Trading Enterprise	Catering for Mairic Awards Ceremony	10 000.00	2021/04/08	2021/04/15	YES
1010	Lusted and Johnson	Perol for Brushcutters used at Bulwer, Himeville, Donybrook and Underberg Centre	7 327.78	2021/03/31	2021/04/15	YES
1011	Versatile Interiors	Sliding Door Cupboard to be used for Storage of Animal Medication	5 635.00	2021/04/08	2021/04/15	YES
1012	Ayanda Mbaranga	Advert for Integrated Waste Management Plan Notice and Intention to Extend Contract	5 657.54	2021/04/08	2021/04/15	YES
1013	Alert Stationers cc.	Purchase of Electrical Appliances (Fridge, Microwave and Kettle) for Community and Social Services Department	7 576.50	2021/04/08	2021/04/15	YES
1014	The Institute of Risk Management SA	Annual Membership Fees for Ms B. Jebe 2021	2 059.75	2021/04/09	2021/04/15	YES
1015	Amavuyo Catering & Projects	Supply and installation of Double Gates at Bulwer dump site	29 800.00	2021/04/08	2021/04/15	YES
1016	Mbusiba Trading	Prepaid Electricity for Creighton Centre	1 150.00	2021/04/08	2021/04/15	YES
1017	The Institute of Internal Auditors SA	Membership Application Fee for Mrs Z. Zuma, Subscription Fee for Miss L. Mtolo and Renewal of Membership Fee for Miss A. Van Zyl	5 445.25	2021/04/09	2021/04/15	YES
1018	The Don Ira Family	Underberg Office Rental for April	4 345.12	2021/04/08	2021/04/15	YES
1019	SA Post Office	Licensing of Municipal Vehicle NUD726 and NIP2348	2 965.70	2021/04/08	2021/04/15	YES
1020	Mzomisha Projects and Computer Supply	Renovation of Marqubeni Community Hall Certificate2	51 566.95	2021/04/07	2021/04/15	YES
1021	Igoda Project Pty Ltd	Greater Stepmore/Ridge Ph3 Certificate6	16 723.20	2021/03/30	2021/04/15	YES
1022	Shedone Development	Construction of Bhidla Housing, Certificate51	648 057.84	2021/03/29	2021/04/15	YES
1023	Sibane Group Jv Stoyi consulting	Himeville Asphalt Ph2 Certificate5	1 238 286.54	2021/03/29	2021/04/15	YES
1024	Igoda Project (Pty) Ltd	Greater Nkumba/Mangweneni and Nhlanihni Ph3 Certificate7	33 446.40	2021/03/30	2021/04/15	YES
1025	Igoda Project (Pty) Ltd	Greater Bulwer Ph3 Certificate3	31 356.00	2021/03/30	2021/04/15	YES
1026	Igoda Project (Pty) Ltd	Greater Bulwer Ph3 Certificate4	232 791.57	2021/03/30	2021/04/15	YES
1027	Sibane Group Jv Stoyi consulting	Bulwer Asphalt Ph7 Certificate5	1 446 975.89	2021/03/29	2021/04/15	YES
1028	Igoda Project (Pty) Ltd	Greater Underberg Ph3 Certificate3	204 859.98	2021/03/30	2021/04/15	YES
1029	Igoda Project (Pty) Ltd	Greater Underberg Ph3 Certificate2	31 356.00	2021/03/30	2021/04/15	YES
1030	Chartered Institute of Government Finance Audit	Membership Fees for Ms SC Manyathi, Mr KMB Mzimela, Ms NN Holive and Mr MP Mtungwa	4 680.00	2021/04/09	2021/04/15	YES
1031	Chartered Institute of Government Finance Audit	Membership Fees for Ms NA Khuboni, Mr T Khumalo, Ms NP Sosibo, Mrs ZB Zuma, Ms MN Xaba, and training for Ms A Van Zyl, Ms B Jebe and Ms LC Mtolo	22 646.00	2021/04/09	2021/04/15	YES
1032	Chartered Institute of Government Finance Audit	Annual Membership Fees for Mrs ZB Zuma	1 060.00	2021/04/09	2021/04/15	YES
1033	Underberg Forje	Medication for Impounded Animals at the Himeville and Creighton Pound	7 629.59	2021/03/30	2021/04/15	YES
1034	Suduula Trading and Projects (Pty) Ltd	Business Support: Laundry Material for Mantenteni Trading at Ward14	27 800.00	2021/04/08	2021/04/15	YES
1035	Kamaphatha Consulting and Developments	14 Officials Attending Occupational Health and Safety Training	20 860.00	2021/04/08	2021/04/15	YES
1036	Mathutha Trading Enterprise	Cleaning Material for PWBS/EPWP Staff	27 840.00	2021/04/08	2021/04/15	YES
1037	Lite Internet Solutions	Supply and Delivery of 3 External Hard Drive for Mr SV Mngedi, Mr ZL Dlamini and Ms N Mbanjwa	4 056.86	2021/04/08	2021/04/15	YES
1038	NASHUA	Telephone Fees for April Statement	55 078.20	2021/04/08	2021/04/15	YES

LIST OF PAYMENTS MADE IN THE MONTH OF APRIL 2021						
PAYMENT NUMBER	SUPPLIER NAME	DESCRIPTION	AMOUNT	DATE OF INVOICE	PAYMENT DATE	COMPLIANCE COMMENTS
1039	Tunimart Travel Agency	Accommodation for Mr T Shabalala (Bodyguard) According Mr Sondazi, Mr J Sondazi, Mr S Radebe and Mr M Sibisi Attending Arbitration Meeting, Mr Vezzi Attending Human Rights Celebration, Mr Chiliza and Mkhize According MM, Mrs Taylor and Miss X Khumalo attending the WSP Workshop, Conference Venue for People Attending Meeting on the Seni Pass Border and Catering for Artists Attending Studio Recording Training	34 162.80	2021/04/08	2021/04/15	YES
1040	Sibane Group Jv Stoyi consulting	Underberg Asphalt Ph3 Certificate5	1 012 275.23	2021/03/29	2021/04/15	YES
1041	Smart Sec (Pty) Ltd	VIP Bodyguard Fees for MM, DM, Cllr Kheswa and Mr Sondazi and Security Service Fees for April	880 060.09	2021/04/08	2021/04/15	YES
1042	Ipodia Project (Pty) Ltd	Greater Underberg Ph3 Certificate4	174 547.82	2021/03/30	2021/04/15	YES
1043	Konica Minolta	Photocopying and Printing for March Statement	77 571.25	2021/04/08	2021/04/15	YES
1044	Konica Minolta	Photocopying and Printing for February Statement	69 471.49	2021/04/08	2021/04/15	YES
1045	University of Wit Johannesburg	Study Assistance for Ms N Nzimande	109 746.00	2021/04/08	2021/04/15	YES
1046	Urmzukulu Kasjubudu	Animal Feed for Creighton Animal Pound: 20* bales eragrotis large, 30* Meadow sweet feedstock, 10* Isolated coarse salt	28 980.00	2021/04/23	2021/04/30	YES
1047	Ayanda Mbatanga	Advert for Library Computer Assistance Cyber	8 778.31	2021/04/20	2021/04/30	YES
1048	Underberg Forge	Eight Padlocks for Bhambatha Community Hall and Sportfield , Four 25 lit fire Disinfectant Sanitizer Disalutable	26 458.33	2021/04/19	2021/04/30	YES
1049	Powervision Technology	SSL Certificate, SAMRAS and Website, WIFI Net installation, access point, Gigabyte cloud Switch with POE & ROUTER OS Caps wifi management for Bulwer CSC	43 415.86	2021/04/20	2021/04/30	YES
1050	CPW Printers	Attendance register Books 160 for Municipal worker	11 150.40	2021/04/20	2021/04/30	YES
1051	Ashley Gonzalves	Special Audit Committee meeting held on 12/04/2021 sitting fee and preparation time	7 442.50	2021/04/23	2021/04/30	YES
1052	The Element Family	Hire of Sound system with mobile Microphone and a backup generator for the purpose for Matric award Ceremony in Bulwer hall	5 000.00	2021/04/21	2021/04/30	YES
1053	Dunamis Power Multi Services	CASH bag seal for Supply Chain Management unit	1 990.00	2021/04/21	2021/04/30	YES
1054	Luswano Group (PTY) LTD	25lt *17 sanitizer, 17* temperature guns, 40-1lt hand sanitizer spray containers	28 405.00	2021/04/20	2021/04/30	YES
1055	Zungawothi Trading&Project	Bottle water for the second round IDP/PMS/SDF 2021/2022 Roadshow for ratepayers, stakeholders, ward committees and Amakhosi to be held on the 13th and 15th April 2021 respectively	2 500.00	2021/04/22	2021/04/30	YES
1056	Mbusiba Trading	24 Bottle water, 12 Powerade, 24 assorted for the office of the Deputy Mayor	804.00	2021/04/22	2021/04/30	YES
1057	Ifutho Investments	waste removal for the month	29 951.75	2021/04/22	2021/04/30	YES
1058	ENVIROSERV	Provision for Horticultural Management Services April 2021for Himeville and Underberg area	153 737.01	2021/04/14	2021/04/30	YES
1059	GreenDoor Landscape service	Himeville asphalt pH1 cert6 Retention Payment	25 875.00	2021/04/21	2021/04/30	YES
10114	WNA Consulting JV Mahubi	Preparation of Special Audit Committee meeting and preparation of risk champion meeting.	175 380.90	2021/04/14	2021/04/30	YES
1061	N Lupingolo	Protective Clothing for LED Unit	14 900.00	2021/04/23	2021/04/30	YES
1062	Laduma Sports	Advers for public notice calling for supplementary valuation roll 4, Erratum electrification, public notice Draft IDP, draft SDBIP, Draft SDF, Draft Budget for 2021/2022 financial year, surveillance camera installation for NDZ Municipal office and digital audio recorder	23 862.50	2021/04/20	2021/04/30	YES
1063	Avanda Mbatanga	Donnybrook Asphalt RD phase 3 Cert 2 consultation fees	43 143.88	2021/04/22	2021/04/30	YES
1064	TPA Consulting JV Majiki Consrir	Electricity for April Statement	17 500.00	2021/04/15	2021/04/30	YES
1065	Eskom: Free Basic Electricity	Purchase of Fuel for brush cutters 120lt Drum for Underberg centre, Creighton generator, Donnybrook centre, Creighton centre, Bulwer centre, Himeville centre	102 242.41	2021/04/21	2021/04/30	YES
1066	Lusted & Johnson	Computer Acquisition for Miss NW Dlamini, software acquisition for Mr S Jali and Computer repairs for Miss Holiwe	11 082.89	2021/04/22	2021/04/30	YES
1067	Earlyworks 266 (PTY) LTD	supplementary Roll/ VRMS for JAN 2021/ Feb 2021/ April 2021	35 949.00	2021/04/22	2021/04/30	YES
1068	Evaluation Enhance Property	Construction of Creighton Library Phase 2 cert 2	64 287.30	2021/04/16	2021/04/30	YES
1069	Majiki Construction and Plant Hire		876 166.61	2021/04/14	2021/04/30	YES

LIST OF PAYMENTS MADE IN THE MONTH OF APRIL 2021							
PAYMENT NUMBER	SUPPLIER NAME	DESCRIPTION	AMOUNT	DATE OF INVOICE	PAYMENT DATE	COMPLIANCE	COMMENTS
1070	TPA Consulting JV Majiki Constr	Construction of Library phase 2 certificate 2 consultation fee	27 999.99	2021/04/14	2021/04/30	YES	
1071	Auditor General	Audit fees for the month	341 770.00	2021/04/16	2021/04/30	YES	
1072	South African Council of Planners	Membership fees for Mr JM Mazibuko	620.00	2021/04/16	2021/04/30	YES	
1073	Chartered Institute of Government Finance Audit	Annual membership fees for Mr SW Jali	840.00	2021/04/16	2021/04/30	YES	
1074	Masakhokulungwe Project Managers	Voyzana Sportfield certificate 8 retention paid	100 882.07	2021/04/09	2021/04/30	YES	
1075	Servijay 48	Voyzana Access road Cert4 Retention paid	49 370.83	2021/04/09	2021/04/30	YES	
1076	Ukwazi Home Development	Construction of Centocow taxi rank Phase2 certificate2	237 177.00	2021/04/14	2021/04/30	YES	
1077	Umtlaba Consulting Group	Building plan management system phase2	125 999.99	2021/04/16	2021/04/30	YES	
1078	Eskom: 5441662813	Electricity April Statement	1 764.38	2021/04/12	2021/04/30	YES	
1079	Miss AP Hlongwane	Refund for Laundry services for NDZ officials and 12 bottle of water for delegate	695.00	2021/04/14	2021/04/30	YES	
1080	Eskom: Eskom Health Committee Office	Electricity April Statement	6 736.61	2021/04/12	2021/04/30	YES	
1081	Eskom Municipal House	Electricity April Statement	3 426.48	2021/04/12	2021/04/30	YES	
1082	Eskom: Creighton Pound	Electricity April Statement	3 920.59	2021/04/12	2021/04/30	YES	
1083	Eskom: Sportfield Nkwezela	Electricity April Statement	2 917.94	2021/04/12	2021/04/30	YES	
1084	Eskom Lot3 Smith Street	Electricity April Statement	527.18	2021/04/12	2021/04/30	YES	
1085	Eskom Creighton Local Authorities Activities	Electricity April Statement	2 555.47	2021/04/12	2021/04/30	YES	
1086	Eskom: Municipal Houses	Electricity April Statement	2 494.68	2021/04/12	2021/04/30	YES	
1087	Eskom: Eskom Old Post Office	Electricity April Statement	1 675.92	2021/04/12	2021/04/30	YES	
1088	Eskom : 7220847783	Electricity April Statement	4 143.24	2021/04/12	2021/04/30	YES	
1089	Eskom: Lot 68 West End	Electricity April Statement	196.03	2021/04/12	2021/04/30	YES	
1090	Evaluation Enhance Property	Maintenance contract: Supplementary Roll and VRMS	21 428.10	2021/04/16	2021/04/30	YES	
1091	Inside data	One step Mailing, A4 80gsm White paper, PDF Processing, CD /DVD	32 379.44	2021/04/16	2021/04/30	YES	
1092	Snakoeyi Trading	A4 Laser Printing ERR file A4 80 Gsm white paper, bulk postage	178 011.00	2021/04/19	2021/04/30	YES	
1093	Mrs PN Majphanga	Maintenance of Masamini Comm hall cert 1	1 183.05	2021/04/16	2021/04/30	YES	
1094	Ukwazi Home Development	Refund for purchasing material used for Cemetery & Parks	461 656.98	2021/04/22	2021/04/30	YES	
1095	Majiki Construction and Plant Hire	Construction of Centocow taxi rank Phase2 certificate 3	675 018.45	2021/04/15	2021/04/30	YES	
1096	Chief Registrar of Deeds	Construction of Dornbrook Asphalt RD phase 3 Cert 2	11.00	2021/04/26	2021/04/30	YES	
1097	Malala Amahle Business Enterprise	Title deeds search to confirm/verify Erf ownership	10 000.00	2021/04/22	2021/04/30	YES	
1098	K2015361073 (South Africa) (PTY) LTD	Procurement of weeds killers 20lt *4	6 100.00	2021/04/22	2021/04/30	YES	
1099	SAMRAS SOLVEM Consulting	Lunch for ward committee meeting for 95 People	236 917.54	2021/04/26	2021/04/30	YES	
1100	Stedone Development	SAMRAS Support: Billing, budget adjustment	479 540.97	2021/04/22	2021/04/30	YES	
1101	Stedone Development	Construction of Bhidla Housing Project Cert53	365 028.92	2021/04/15	2021/04/30	YES	
1102	Stedone Development	Construction of Bhidla Housing Project Cert55	432 038.56	2021/04/01	2021/04/30	YES	
1103	Stedone Development	Construction of Bhidla Housing Project Cert52	516 258.00	2021/04/10	2021/04/30	YES	
1104	MR Khumbulani Hlongwane	Deposit refund: Mr KR Hlongwane	1 000.00	2021/04/26	2021/04/30	YES	
1106	Total Computer services	Software licensing and Service fees from 30 July 2020 to 31 July 2021	34 500.00	2021/04/28	2021/04/30	YES	
1107	Nduna Organization	Renovation of Junction Hall Cert3	19 739.09	2021/04/16	2021/04/30	YES	
1108	Nduna Organization	Renovation of Bazini Comm Hall Cert 3	27 645.00	2021/04/19	2021/04/30	YES	
1109	MS Sibisi	Travel allowance for M.S Sibisi to attend Disciplinary Hearing from Newcastle to Creighton	4 285.00	2021/04/21	2021/04/30	YES	
1110	MS Sibisi	Travel allowance for M.S Sibisi to attend Disciplinary Hearing from Creighton to Newcastle	4 135.00	2021/04/21	2021/04/30	YES	
10111	Tunimat Travel Agency	Conference Venue Premier Hotel Sani Pass for members attending Boarder gate Preparatory meeting, Accommodation for Mrs N.P Basi and Mr S Nishiza for attending Evaluation Committee Meeting, Accom for Mr H Taylor and to attend Bid Evaluation Committee meeting, Conference Venue for Bid Evaluation Committee Meeting, Accom for Ms Nkabane and Mr Mzimela to attend Bid Evaluation Committee Meeting, Conference Venue for NDZ delegate who will be attending BAC meeting in Underberg, Accommodation for Ms Mlata attending BAC meeting, Accom for Mr Sondazi and Mr Shabalala attending Adjudication meeting	50 832.66	2021/04/21	2021/04/30	YES	
10112	University of Kwazulu Natal	Student Bursary for Mr Minhle Mchunu who is a student at University of Kwazulu	44 370.00	2021/04/23	2021/04/30	YES	

LIST OF PAYMENTS MADE IN THE MONTH OF APRIL 2021							
PAYMENT NUMBER	SUPPLIER NAME	DESCRIPTION	AMOUNT	DATE OF INVOICE	PAYMENT DATE	COMPLIANCE	COMMENTS
10113	Durban University of Technology	Student Bursary for Miss L Mtolo who is a student at Durban University of Technology	58 580.00	2021/04/23	2021/04/30	YES	
10115	Makhosi Nyokak Associates cc	Manzammama Housing Project Cert 2	145 696.80	2021/04/23	2021/04/30	YES	
	SARS	SARS PAYE	684 531.50	2021/05/03	2021/04/30	YES	
	SARS - UIF	SARS UIF	73 710.28	2021/05/03	2021/04/30	YES	
	SARS - SDL	SARS SDL	50 245.66	2021/05/03	2021/04/30	YES	
	TOTAL PAYMENTS		13 885 510.36				

Prepared by: L B Hlangwa

Signature: *[Signature]* 10/05/2021

Reviewed by: *[Signature]*

Signature: *[Signature]*

HIGHEST PAID CREDITORS FOR APRIL 2021

SUPPLIER	DESCRIPTION	AMOUNT
Sibane Group JV Stoyi consulting	Bulwer Asphalt PH7 Cert 5, Himeville PH2 Cert 5, Underberg Asphalt PH 3 Cert 5	3 697 517.66
Stedone Development	Construction of Bhidla Housing Certi51, Certi 52, Cert 53, Cert 54, Cert 55	2 440 924.29
Majiki Construction and Plant	Construction of Creighton Library Phase 2 cert 2, Construction of Donnybrook Asphalt RD phase 3 Cert 2	1 551 185.06
SMART SEC (Pty) Ltd	VIP Bodyguard Fees for MM,DM,Cllr Kheswa and Mr Sondezi and Security Service Fees for April	880 060.09
Igoda Project PTY Ltd	Greater Stepmore/Ridge Ph3 Certificate6, Greater Nkumba/Mangwaneni and Nhlanhleni Ph3 Certificate7, Greater Bulwer Ph3 Certificate3, Greater Bulwer Ph3 Certificate4, Greater Underberg Ph3 Certificate2, Greater Underberg Ph3 Certificate3, Greater Underberg Ph3 Certificate4	725 080.77
Ukwazi Home Development	Construction of Centocow taxi rank Phase2 certificate2, Construction of Centocow taxi rank Phase2 certificate 3	698 833.98
Auditor General	Audit fee the month	341 770.00
SAMRAS SOLVEM Consulting	SAMRAS Support: Billing, budget adjustment	236 917.54
Snakoezy Trading	Maintenance of Masamini Comm hall cert 1	178 011.00
ENVIROSERV	Waste removal from Himeville Transfer station	153 737.01
TOTAL PAYMENT		10 904 037.40

Table with columns for ID, Name, Address, and Values. It lists numerous individuals and their properties, including details like 'KZ436', 'TRADITIONAL HOUSE', and various street names and locations like 'NDIMBOVU SANKENTSHANE', 'ZONDO THEMBSILE', 'MADIVA NOKWANDA RITTA', etc.

KZ436	8801220761087	NWALANE ZINHLE CYNTHIA	HLANGANANI 3 CRIGHTON IXOPO CNC KZN OU	50	1.272	15	63.6	9.54	73.14
KZ436	7602150351084	GAMEDO KHETHIWE EUNICE	HLANGANANI 3 CRIGHTON IXOPO CNC KZN OU	50	1.272	15	63.6	9.54	73.14
KZ436	8402250784089	NDANGISA THANDEKA	HLANGANANI 3 CRIGHTON IXOPO CNC KZN OU	50	1.272	15	63.6	9.54	73.14
KZ436	5403190696089	KHUBONE KHOLISILE	TARS VALLEY CRIGHTON KZN	50	1.272	15	63.6	9.54	73.14
KZ436	4010250436087	JAMA ALBERT	UNDERBERG INFILIS UNDERBERG KZN OU	50	1.272	15	63.6	9.54	73.14
KZ436	4902155377081	MBANJWA MTITINYWA	HLANGANANI 3 CRIGHTON IXOPO CNC KZN OU	50	1.272	15	63.6	9.54	73.14
KZ436	6006095900088	MBANJWA SOKESIBONE MDODA	HLANGANANI 3 CRIGHTON IXOPO CNC KZN OU	50	1.272	15	63.6	9.54	73.14
KZ436	5206250492087	DLAMINI BAZIMI THOLAKELE	HLANGANANI 3 CRIGHTON IXOPO CNC KZN OU	50	1.272	15	63.6	9.54	73.14
KZ436	5001045252080	DLAMINI KUFUKWEZE	HLANGANANI 3 CRIGHTON IXOPO CNC KZN OU	50	1.272	15	63.6	9.54	73.14
KZ436	5807165862080	DLAMINI KHANSYANI BERNARD	HLANGANANI 3 CRIGHTON IXOPO CNC KZN OU	50	1.272	15	63.6	9.54	73.14
KZ436	6211090839085	NDABA NOMSA ANNA	SIZANENJANA KWABUTHO S1 UNDERBERG KZN OU	50	1.272	15	63.6	9.54	73.14
KZ436	4711210486086	DLAMINI BUSISIWE DORIS	SIZANENJANA KWABUTHO S1 UNDERBERG KZN OU	50	1.272	15	63.6	9.54	73.14
KZ436	8709016209080	BENGU SIPHESIHLE COSMOS	MQATSHENI UNDERBURG KZN	50	1.272	15	63.6	9.54	73.14
KZ436	5506010608082	MBANJWA BENZELENI THEMBENI	HLANGANANI 3 CRIGHTON IXOPO CNC KZN OU	50	1.272	15	63.6	9.54	73.14
KZ436	8802131090087	MBANJWA ZUZIVE PRECIOUS	HLANGANANI 3 CRIGHTON IXOPO CNC KZN OU	50	1.272	15	63.6	9.54	73.14
KZ436	5101011696085	MNCWABE ALLOISA VIRGINIA	MQATSHENI UNDERBURG KZN	50	1.272	15	63.6	9.54	73.14
KZ436	6505255973085	KHUBONE MLANDELI SIXTUS	HLANGANANI 3 CRIGHTON IXOPO CNC KZN OU	50	1.272	15	63.6	9.54	73.14
KZ436	8902165681080	MBANJWA MZOXOLO AUBREY	HLANGANANI 3 CRIGHTON IXOPO CNC KZN OU	50	1.272	15	63.6	9.54	73.14
KZ436	8012524400889	DLAMINI SYLVIA KWENZIKILE	HLANGANANI 3 CRIGHTON IXOPO CNC KZN OU	50	1.272	15	63.6	9.54	73.14
KZ436	7206066146081	MAJOZI JONHSON SIBUSISO	MQATSHENI UNDERBURG KZN	50	1.272	15	63.6	9.54	73.14
KZ436	5808250299089	GCABA THOLAKELE	HLANGANANI 3 CRIGHTON IXOPO CNC KZN OU	50	1.272	15	63.6	9.54	73.14
KZ436	5402270670086	MBANJWA PATRICIA VANACIA	HLANGANANI 3 CRIGHTON IXOPO CNC KZN OU	50	1.272	15	63.6	9.54	73.14
KZ436	6605080369085	MNGUNI NGENGENI FLORINA	HLANGANANI 3 CRIGHTON IXOPO CNC KZN OU	50	1.272	15	63.6	9.54	73.14
KZ436	6108175996089	MNKADI ZAZI	SHOP	50	1.272	15	63.6	9.54	73.14
KZ436	4903155318083	MTHEMBU MATHETHI	HLANGANANI 3 CRIGHTON IXOPO CNC KZN OU	50	1.272	15	63.6	9.54	73.14
KZ436	740808181081	TSHIZA BONISWE	HLANGANANI 3 CRIGHTON IXOPO CNC KZN OU	50	1.272	15	63.6	9.54	73.14
KZ436	5605105372081	NZIMAANDE BONGINKOSI	HLANGANANI	50	1.272	15	63.6	9.54	73.14
KZ436	130101010113	CELE J	HLANGANANI 3 CRIGHTON IXOPO CNC KZN OU	50	1.272	15	63.6	9.54	73.14
KZ436	7904230531085	NZIMAANDE XOLISHE	HLANGANANI 3 CRIGHTON IXOPO CNC KZN OU	50	1.272	15	63.6	9.54	73.14
KZ436	7804131230087	NZIMAANDE ZIBUYILE	HLANGANANI 3 CRIGHTON IXOPO CNC KZN OU	50	1.272	15	63.6	9.54	73.14
KZ436	6304090345083	SHEZI BUKANI	Brick House	50	1.272	15	63.6	9.54	73.14
KZ436	9309216530085	NGCOBO PHILLANI REFUGE	SIZANENJANA KWABUTHO S1 UNDERBERG KZN OU	50	1.272	15	63.6	9.54	73.14
KZ436	8703200509082	SOSIBO ZIBUYILI	HLANGANANI 3 CRIGHTON IXOPO CNC KZN OU	50	1.272	15	63.6	9.54	73.14
KZ436	6304060692084	NOMVUKO MTHEMBU	AMAKUZA KILUM S1 UNDERBERG CNC KZN OU	50	1.272	15	63.6	9.54	73.14
KZ436	4901075317086	NDABA MBUSENI PETROSE	SIZANENJANA KWABUTHO S1 UNDERBERG KZN OU	50	1.272	15	63.6	9.54	73.14
KZ436	6711310299084	NDABA BAQHOSHILE ANGELEINE	SIZANENJANA KWABUTHO S1 UNDERBERG KZN OU	50	1.272	15	63.6	9.54	73.14
KZ436	541160452088	BUYISIWE DLAMINI	AMAKUZA KILUM S1 UNDERBERG CNC KZN OU	50	1.272	15	63.6	9.54	73.14
KZ436	6205130458085	BONGIWE JIZU	AMAKUZA KILUM S1 UNDERBERG CNC KZN OU	50	1.272	15	63.6	9.54	73.14
KZ436	4301150147088	GOINU MAZEDALA	AMAKUZA KILUM S1 UNDERBERG CNC KZN OU	50	1.272	15	63.6	9.54	73.14
KZ436	6102010651089	KHOLISILE SHOBA	AMAKUZA KILUM S1 UNDERBERG CNC KZN OU	50	1.272	15	63.6	9.54	73.14
KZ436	6411190335081	NGCOBO NOMASANI	MQATSHENI UNDERBURG KZN	50	1.272	15	63.6	9.54	73.14
KZ436	7812020960085	MTHEMBU NYOMBIAKAYISE LEOCADIA	SIZANENJANA KWABUTHO S1 UNDERBERG KZN OU	50	1.272	15	63.6	9.54	73.14
KZ436	8207071360088	KHUBONE THOKOZANI PRUDENCE	HLANGANANI 3 CRIGHTON IXOPO CNC KZN OU	50	1.272	15	63.6	9.54	73.14
KZ436	9005151100088	MNGUNI NKUTHLULA	HLANGANANI 3 CRIGHTON IXOPO CNC KZN OU	50	1.272	15	63.6	9.54	73.14
KZ436	7612280950085	DLAMINI HOMISTA DIDEKILE	HLANGANANI 3 CRIGHTON IXOPO CNC KZN OU	50	1.272	15	63.6	9.54	73.14
KZ436	8809030933088	GBEASHI NONDUMISO ZEPHRA	SIZANENJANA KWABUTHO S1 UNDERBERG KZN OU	50	1.272	15	63.6	9.54	73.14
KZ436	5202055757089	KHUBANI SIPOH ELIUNIS	HLANGANANI 3 CRIGHTON IXOPO CNC KZN OU	50	1.272	15	63.6	9.54	73.14
KZ436	8111781090081	DLAMINI KOSHISE AGNES	HLANGANANI 3 CRIGHTON IXOPO CNC KZN OU	50	1.272	15	63.6	9.54	73.14
KZ436	8207271606082	MTOLO GOINDEKILE	HLANGANANI 3 CRIGHTON IXOPO CNC KZN OU	50	1.272	15	63.6	9.54	73.14
KZ436	8706175309081	DLAMINI ZAMMALETHU	HLANGANANI 3 CRIGHTON IXOPO CNC KZN OU	50	1.272	15	63.6	9.54	73.14
KZ436	5702150597082	MAZEKA CELANI OCTAVIA	HLANGANANI 3 CRIGHTON IXOPO CNC KZN OU	50	1.272	15	63.6	9.54	73.14
KZ436	6906140494080	ZONDO THOLWENI FLORENCIA	SIZANENJANA KWABUTHO S1 UNDERBERG KZN OU	50	1.272	15	63.6	9.54	73.14
KZ436	6105015358085	DLAMINI SIPHIWE	TRADITIONAL HOUSE	50	1.272	15	63.6	9.54	73.14
KZ436	7403201001087	DUMISA NONCEMA	HLANGANANI 3 CRIGHTON IXOPO CNC KZN OU	50	1.272	15	63.6	9.54	73.14
KZ436	7308090522087	NZIMAANDE ZITHOBILE	HLANGANANI 3 CRIGHTON IXOPO CNC KZN OU	50	1.272	15	63.6	9.54	73.14
KZ436	2307080145086	MBHELE TOPATRICIA	TRADITIONAL HOUSE	50	1.272	15	63.6	9.54	73.14
KZ436	6902145316080	NZIMAANDE THEMBELIHE PETRUS	HLANGANANI 3 CRIGHTON IXOPO CNC KZN OU	50	1.272	15	63.6	9.54	73.14
KZ436	9302108031080	NZIMAANDE NOSIHLE ROSEMARY	HLANGANANI 3 CRIGHTON IXOPO CNC KZN OU	50	1.272	15	63.6	9.54	73.14
KZ436	7008160388089	MSIYA LINDIWE	TRADITIONAL HOUSE	50	1.272	15	63.6	9.54	73.14
KZ436	8506091202088	KHLEWA BONGIWE	HLANGANANI 3 CRIGHTON IXOPO CNC KZN OU	50	1.272	15	63.6	9.54	73.14
KZ436	8712740742082	DLANGISA THENIWE	HLANGANANI 3 CRIGHTON IXOPO CNC KZN OU	50	1.272	15	63.6	9.54	73.14
KZ436	7909131351087	DLAMINI CONSTANCE	HLANGANANI 3 CRIGHTON IXOPO CNC KZN OU	50	1.272	15	63.6	9.54	73.14
KZ436	5804300287084	ZONDI SITEMBISO GRACE	HLANGANANI 3 CRIGHTON IXOPO CNC KZN OU	50	1.272	15	63.6	9.54	73.14
KZ436	6106150749085	KHUBONE FIKELEPHI MILDRED	HLANGANANI 3 CRIGHTON IXOPO CNC KZN OU	50	1.272	15	63.6	9.54	73.14
KZ436	6204040448088	KHUBONE ANNA MARIA	HLANGANANI 3 CRIGHTON IXOPO CNC KZN OU	50	1.272	15	63.6	9.54	73.14
KZ436	5306150493087	DLAMINI FMNELLA	HLANGANANI 3 CRIGHTON IXOPO CNC KZN OU	50	1.272	15	63.6	9.54	73.14
KZ436	5010010858080	MSOMI NEJISIWE MAGDALENA	HLANGANANI 3 CRIGHTON IXOPO CNC KZN OU	50	1.272	15	63.6	9.54	73.14
KZ436	6508280448085	GAMEDO MILDREDISI ZIMBILI	HLANGANANI 3 CRIGHTON IXOPO CNC KZN OU	50	1.272	15	63.6	9.54	73.14
KZ436	5310120580081	MAJOZI NOMBUSO	MQATSHENI UNDERBURG KZN	50	1.272	15	63.6	9.54	73.14
KZ436	9309275551080	MOSELEKU SINOQOBILE PETRUS	HLANGANANI S1 IXOPO KZN	50	1.272	15	63.6	9.54	73.14
KZ436	4806070652082	NKALIBI MAKATSO	MQATSHENI UNDERBURG KZN	50	1.272	15	63.6	9.54	73.14
KZ436	7005140333081	KHUBONE ZANDILE	HLANGANANI 3 CRIGHTON IXOPO CNC KZN OU	50	1.272	15	63.6	9.54	73.14
KZ436	6607280336088	MNCWABE THANDIWE OLIVIAH	SIZANENJANA KWABUTHO S1 UNDERBERG KZN OU	50	1.272	15	63.6	9.54	73.14
KZ436	4806070652082	LUSHAZI VERA	HLANGANANI 3 CRIGHTON IXOPO CNC KZN OU	50	1.272	15	63.6	9.54	73.14
KZ436	5808119412083	DLAMINI KHAYILANI	HLANGANANI 3 CRIGHTON IXOPO CNC KZN OU	50	1.272	15	63.6	9.54	73.14
KZ436	5901095699089	KUBONI MOSES MUKLUKLWA	HLANGANANI 3 CRIGHTON IXOPO CNC KZN OU	50	1.272	15	63.6	9.54	73.14
KZ436	1301010101013	DLADLA S	HOUSE	50	1.272	15	63.6	9.54	73.14
KZ436	7608030988086	KHUBONE GLORIA BONGI	HLANGANANI 3 CRIGHTON IXOPO CNC KZN OU	50	1.272	15	63.6	9.54	73.14
KZ436	7404070873080	KHUBONE BEATRICE	HLANGANANI 3 CRIGHTON IXOPO CNC KZN OU	50	1.272	15	63.6	9.54	73.14
KZ436	6612250226087	MKHLISI ZINDILE MARTHIA	SIZANENJANA KWABUTHO S1 UNDERBERG KZN OU	50	1.272	15	63.6	9.54	73.14
KZ436	7103280328084	MDLADLA BALUNGILE EDISTA	HLANGANANI S1 IXOPO KZN	50	1.272	15	63.6	9.54	73.14
KZ436	8407030566086	KHUBONE CHRISTINA VUYISILE	HLANGANANI 3 CRIGHTON IXOPO CNC KZN OU	50	1.272	15	63.6	9.54	73.14
KZ436	5611045134086	SCHALKWYK JOHN CORNELIUS	HLANGANANI 3 CRIGHTON IXOPO CNC KZN OU	50	1.272	15	63.6	9.54	73.14
KZ436	7301245294082	MBANJWA ZWELUKILE ROMANUS	HLANGANANI 3 CRIGHTON IXOPO CNC KZN OU	50	1.272	15	63.6	9.54	73.14
KZ436	6903260299085	BENGU DUMSANI	HLANGANANI 3 CRIGHTON IXOPO CNC KZN OU	50	1.272	15	63.6	9.54	73.14
KZ436	8308181085084	MAGOSO EUNICE	HLANGANANI 3 CRIGHTON IXOPO CNC KZN OU	50	1.272	15	63.6	9.54	73.14
KZ436	5010285180083	DLAMINI SIBONGO	SIZANENJANA KWABUTHO S1 UNDERBERG KZN OU	50	1.272	15	63.6	9.54	73.14
KZ436	6711210460081	MEMELA BAZAMILE GLADYS	SIZANENJANA KWABUTHO S1 UNDERBERG KZN OU	50	1.272	15	63.6	9.54	73.14
KZ436	5407185385087	DLAMINI KHEHLA UNUS	HLANGANANI 3 CRIGHTON IXOPO CNC KZN OU	50	1.272	15	63.6	9.54	73.14
KZ436	7001175418087	DLAMINI MZUNGWEZA	HLANGANANI 3 CRIGHTON IXOPO CNC KZN OU	50	1.272	15	63.6	9.54	73.14
KZ436	5204295374089	DLAMINI FUNELUNJANI	HLANGANANI 3 CRIGHTON IXOPO CNC KZN OU	50	1.272	15	63.6	9.54	73.14
KZ436	6002010390086	MNCWABE THULUZA NTOMBIKHELE	SIZANENJANA KWABUTHO S1 UNDERBERG KZN OU	50	1.272	15	63.6	9.54	73.14
KZ436	3511180180088	DUMA SABENI	TRADITIONAL HOUSE	50	1.272	15	63.6	9.54	73.14
KZ436	8102050956081	MNCWABE NOXULUNGA LUCRECIA	SIZANENJANA KWABUTHO S1 UNDERBERG KZN OU	50	1.272	15	63.6	9.54	73.14
KZ436	6204115334080	ZAMANI XULU	ENKELEBANTWANA S1 BULWER UNDERBERG	50	1.272	15	63.6	9.54	73.14
KZ436	4404040518086	MBELE SALEFENI MALTA	SIZANENJANA KWABUTHO S1 UNDERBERG KZN OU	50	1.272	15	63.6	9.54	73.14
KZ436									

KZ436	5508070792087	HLALELENI MBANJWA	AMAKUZA KILMUN S1 UNDERBERG CNC KZN OU	50	1.272	15	63.6	9.54	73.14
KZ436	6907100453083	NOZIWE NZIMANDE	AMAKUZA KILMUN S1 UNDERBERG CNC KZN OU	50	1.272	15	63.6	9.54	73.14
KZ436	8707171350087	SHOBA PHINDILE	KILMUN	50	1.272	15	63.6	9.54	73.14
KZ436	5406200851081	ZININGI NZIMANDE	AMAKUZA KILMUN S1 UNDERBERG CNC KZN OU	50	1.272	15	63.6	9.54	73.14
KZ436	4109150300080	BADANILE CHRISTINA NZIMANDE	AMAKUZA KILMUN S1 UNDERBERG CNC KZN OU	50	1.272	15	63.6	9.54	73.14
KZ436	7209021152087	NOMBUSE MBANJWA	AMAKUZA KILMUN S1 UNDERBERG CNC KZN OU	50	1.272	15	63.6	9.54	73.14
KZ436	7401030650084	BALUNGLE NOXOLO MNDALI	AMAKUZA KILMUN S1 UNDERBERG CNC KZN OU	50	1.272	15	63.6	9.54	73.14
KZ436	6504020951086	NOZAMANE PATRICIA ZIKODE	AMAKUZA KILMUN S1 UNDERBERG CNC KZN OU	50	1.272	15	63.6	9.54	73.14
KZ436	6611250380084	NTOMBIZOWA BEATA SOSISO	AMAKUZA KILMUN S1 UNDERBERG CNC KZN OU	50	1.272	15	63.6	9.54	73.14
KZ436	8412281219088	THANDEKA SABELA	AMAKUZA KILMUN S1 UNDERBERG CNC KZN OU	50	1.272	15	63.6	9.54	73.14
KZ436	8112040943081	TSHOBA NTOMBENTLE	KILMUN	50	1.272	15	63.6	9.54	73.14
KZ436	5704090253081	MBELE NOMBUYELO	KILMUN	50	1.272	15	63.6	9.54	73.14
KZ436	7401081100086	DLAMINI THEM BENI PATIENCE	AMAKUZA UNDERBURG KZN	50	1.272	15	63.6	9.54	73.14
KZ436	6906120852084	SHOBA BACUPHILE	KILMUN	50	1.272	15	63.6	9.54	73.14
KZ436	6403110825080	SHOBA BAHLKILE	KILMUN	50	1.272	15	63.6	9.54	73.14
KZ436	7208165603086	TSHIZI MOZVUKILE	QULASHE UNDERBURG KZN	50	1.272	15	63.6	9.54	73.14
KZ436	8004155346087	JAMA MUSAWENKOSI ADREAS	AMAKUZA UNDERBURG KZN	50	1.272	15	63.6	9.54	73.14
KZ436	7301045425084	YAMA CONRAD BEKANI	AMAKUZA UNDERBURG KZN	50	1.272	15	63.6	9.54	73.14
KZ436	4506345488088	PHUNGULIA MAMTUZA	KILMUN	50	1.272	15	63.6	9.54	73.14
KZ436	741020778082	MUWARA NOSANDE	KILMUN	50	1.272	15	63.6	9.54	73.14
KZ436	5305130311085	MNCWABE PHIWANI BAMISE	AMAQADI NCWADI DEEPALE S1 HOWICK KZN OU	50	1.272	15	63.6	9.54	73.14
KZ436	6407040732084	ZUMA SIBONGILE	KILMUN	50	1.272	15	63.6	9.54	73.14
KZ436	6902022086087	MGUBUNGU NOLINDELA	KILMUN	50	1.272	15	63.6	9.54	73.14
KZ436	8506256402080	DLAMINI LINDOKUHE	KILMUN	50	1.272	15	63.6	9.54	73.14
KZ436	7712025990889	HLOPHE BONGINKHOSI	NOMANDLOVU DONNYBROOK IXOPO KZN	50	1.272	15	63.6	9.54	73.14
KZ436	4404170236087	RADEBE THANDEKILE	TRADITIONAL HOUSE	50	1.272	15	63.6	9.54	73.14
KZ436	4803220690084	ZONDI ZIALILE	KILMUN	50	1.272	15	63.6	9.54	73.14
KZ436	8611045425085	ZWEZWE SIZWE	KILMUN	50	1.272	15	63.6	9.54	73.14
KZ436	3907060265082	MIKIWE HLUPHEKILE MARTHA	AMAQADI NCWADI DEEPALE S1 HOWICK KZN OU	50	1.272	15	63.6	9.54	73.14
KZ436	8603200491085	DLAMINI JABULILE JACQUELINE	AMAKHUZE UNDERBURG KZN	50	1.272	15	63.6	9.54	73.14
KZ436	9212090371081	KHANYILE THOKOZILE	MADWALENI UNDERBERG KZN	50	1.272	15	63.6	9.54	73.14
KZ436	8006205544082	CHAKWE DUMISANE	NOMHOJANA UNDERBERG KZN	50	1.272	15	63.6	9.54	73.14
KZ436	8808301218085	KHUBONE NGENZENI FORTUNATE BABHE	AMAKHUZE UNDERBURG KZN	50	1.272	15	63.6	9.54	73.14
KZ436	8110075612082	XABA ROBERT	TRADITIONAL HOUSE	50	1.272	15	63.6	9.54	73.14
KZ436	3812250370082	MIYA NTOMBITANKE	KILMUN	50	1.272	15	63.6	9.54	73.14
KZ436	7707160875087	DLUNGWANA CYNTHIA BUYISIWE	KILMUN	50	1.272	15	63.6	9.54	73.14
KZ436	8203171017082	NZIMANDE NOZIPH O CATHRINE	AMAKHUZE UNDERBURG KZN	50	1.272	15	63.6	9.54	73.14
KZ436	6010135526088	NGUBANE MUZIKAYISE AMON	KILMUN	50	1.272	15	63.6	9.54	73.14
KZ436	4704188492089	NTSHIZA HEZEKIA	KILMUN	50	1.272	15	63.6	9.54	73.14
KZ436	7703020858082	MIYA EUPHROSINA BETHUKILE	KILMUN	50	1.272	15	63.6	9.54	73.14
KZ436	5012220657084	DLAMINI MANINGI	AMAKHUZE UNDERBURG KZN	50	1.272	15	63.6	9.54	73.14
KZ436	6407050456082	ZUNGU NOKUPHIWA	Brick House	50	1.272	15	63.6	9.54	73.14
KZ436	6611060578083	MZIMANDE NNANTOMBI	TRADITIONAL HOUSE	50	1.272	15	63.6	9.54	73.14
KZ436	7804295635088	DLAMINI RAPHAEL SIBONGISENI	HLANGANANI 4 UNDERBERG KZN	50	1.272	15	63.6	9.54	73.14
KZ436	4301035519089	MADIUNA PHUMDWAKHE	Traditional house	50	1.272	15	63.6	9.54	73.14
KZ436	9509011478089	SHEZI NONDUMISO	KILMUN	50	1.272	15	63.6	9.54	73.14
KZ436	7807315611088	DLOMO MZENZELI	LADANNEZWE	50	1.272	15	63.6	9.54	73.14
KZ436	4706140122084	MNDALA NONKUMBANE	KILMUN	50	1.272	15	63.6	9.54	73.14
KZ436	6307010280083	MUWARA SIBONGILE	KILMUN	50	1.272	15	63.6	9.54	73.14
KZ436	6507320275084	ZONDI SKHUYE THE	QULASHE UNDERBURG KZN	50	1.272	15	63.6	9.54	73.14
KZ436	8112011934088	DLAMINI NTOMBIKAYISE	HLANGANANI 4 UNDERBERG KZN	50	1.272	15	63.6	9.54	73.14
KZ436	5903010460084	MAUJIZI MIRRIAM PHILISWE	AMAKHUZE UNDERBURG KZN	50	1.272	15	63.6	9.54	73.14
KZ436	9912310123085	ZONDI ZI	NKUMBA	50	1.272	15	63.6	9.54	73.14
KZ436	5508010327085	DLAMINI BEAUTY	HLANGANANI 4 UNDERBERG KZN	50	1.272	15	63.6	9.54	73.14
KZ436	8902071346087	MBATHA THANDEKILE BONGIWE	HLANGANANI 4 UNDERBERG KZN	50	1.272	15	63.6	9.54	73.14
KZ436	9805100555088	DLAMINI CACISILE	HLANGANANI 4 UNDERBERG KZN	50	1.272	15	63.6	9.54	73.14
KZ436	6311220981083	BHENGU SYLVESTER	HLANGANANI 4 UNDERBERG KZN	50	1.272	15	63.6	9.54	73.14
KZ436	6208050549081	CAGWE NOCIYILO VICTORIA	AMAKHUZE UNDERBURG KZN	50	1.272	15	63.6	9.54	73.14
KZ436	4709210318087	SHOBA BASUKILE	KILMUN	50	1.272	15	63.6	9.54	73.14
KZ436	6604041789085	NYIDE MZANDI BUYELEPHI	HLANGANANI 4 UNDERBERG KZN	50	1.272	15	63.6	9.54	73.14
KZ436	5701055259087	GAZU MZONDENI FANA	AMAKHUZE UNDERBURG KZN	50	1.272	15	63.6	9.54	73.14
KZ436	771140294088	BEKWA LINDIWE GLORIA	TRADITIONAL HOUSE	50	1.272	15	63.6	9.54	73.14
KZ436	8109050325084	MNGUNI BAWINILE WINNIFRIEDA	AMAKHUZE UNDERBURG KZN	50	1.272	15	63.6	9.54	73.14
KZ436	8409071181080	NGCOBO MEUSIWE	HLANGANANI 4 UNDERBERG KZN	50	1.272	15	63.6	9.54	73.14
KZ436	3407025179080	ZONDI SHAYINDUNA	HOUSE	50	1.272	15	63.6	9.54	73.14
KZ436	6403080350887	LUSHABA LINDIWE EMILY	AMAQADI NCWADI DEEPALE S1 HOWICK KZN OU	50	1.272	15	63.6	9.54	73.14
KZ436	903281385083	NYIDE NCAMISILE NOBUHLE	HLANGANANI 4 UNDERBERG KZN	50	1.272	15	63.6	9.54	73.14
KZ436	630725874086	SHOBA BHEKISISA	KILMUN	50	1.272	15	63.6	9.54	73.14
KZ436	710605470088	MBANBO ZWEKENBI BARNABAS	HLANGANANI 4 UNDERBERG KZN	50	1.272	15	63.6	9.54	73.14
KZ436	6104110705088	CHONCO JABULILE VICTORIA	AMAQADI NCWADI DEEPALE S1 HOWICK KZN OU	50	1.272	15	63.6	9.54	73.14
KZ436	6804040935083	ZIKODE JABULILE	KILMUN	50	1.272	15	63.6	9.54	73.14
KZ436	671008564084	ZONDI MARTIN	Brick House	50	1.272	15	63.6	9.54	73.14
KZ436	6006045885083	ZONDI MZONJANA	KILMUN	50	1.272	15	63.6	9.54	73.14
KZ436	6610101324085	MTOLO BUYISIWE	KILMUN	50	1.272	15	63.6	9.54	73.14
KZ436	6509220785087	MKHIZE KHULUMILE	KILMUN	50	1.272	15	63.6	9.54	73.14
KZ436	5508390726080	MNGUNI CELIWE	KILMUN	50	1.272	15	63.6	9.54	73.14
KZ436	5203215379087	NYAYOSE GIDIYONI	KILMUN	50	1.272	15	63.6	9.54	73.14
KZ436	6910100994083	RADEBE MABHEKILE	KILMUN	50	1.272	15	63.6	9.54	73.14
KZ436	5005020862084	RADEBE ZISAKHE	KILMUN	50	1.272	15	63.6	9.54	73.14
KZ436	9204285915087	NGCOBO MLONDI OSCAR	KILMUN	50	1.272	15	63.6	9.54	73.14
KZ436	8609070908082	XABA CYNTHIA NOKULUNGA	HLANGANANI S1 IXOPO KZN OU	50	1.272	15	63.6	9.54	73.14
KZ436	6708090202082	MTOLO ROSINA	KILMUN	50	1.272	15	63.6	9.54	73.14
KZ436	7312300213081	DLAMINI BUSISIWE	AMAKHUZE UNDERBURG KZN	50	1.272	15	63.6	9.54	73.14
KZ436	6208110631085	VILAKAZI DINA QABULILE	AMAQADI NCWADI DEEPALE S1 HOWICK KZN OU	50	1.272	15	63.6	9.54	73.14
KZ436	6912151201084	MKHIZE NOMFAKHO PURITY	AMAQADI NCWADI DEEPALE S1 HOWICK KZN OU	50	1.272	15	63.6	9.54	73.14
KZ436	7906080985089	DLAMINI PRINCESS ZITHELILE	AMAKHUZE UNDERBURG KZN	50	1.272	15	63.6	9.54	73.14
KZ436	6305040291087	KHUBONE HLALELENI BONISIWE	AMAKHUZE UNDERBURG KZN	50	1.272	15	63.6	9.54	73.14
KZ436	7803026249084	JAMA BHIZA	KILMUN	50	1.272	15	63.6	9.54	73.14
KZ436	6112060353080	LINDA SHONISILE THANDEKILE	AMAKHUZE UNDERBURG KZN	50	1.272	15	63.6	9.54	73.14
KZ436	8704060930084	MNGUNI LUNGISILE THEMBEHLILE	AMAKHUZE UNDERBURG KZN	50	1.272	15	63.6	9.54	73.14
KZ436	6012201056081	NSINDANE THANDIWE	KILMUN	50	1.272	15	63.6	9.54	73.14
KZ436	7603061344085	DUMA VLUYISILE	OBHUKWINI	50	1.272	15	63.6	9.54	73.14
KZ436	5707051137088	MTOLO NANA	KILMUN	50	1.272	15	63.6	9.54	73.14
KZ436	8203095734085	MADJUNA VITUS SIPHELELE	HLANGANANI S1 IXOPO KZN OU	50	1.272	15	63.6	9.54	73.14
KZ436	8408900689087	MTHEMBU NTOMBIKHONA	AMAKHUZE UNDERBURG KZN	50	1.272	15	63.6	9.54	73.14
KZ436	5810240174083	MKHIZE SHUMISILE	KILMUN	50	1.272	15	63.6	9.54	73.14
KZ436	6306260397083	DLAMINI XOLILE	AMAKHUZE UNDERBURG KZN	50	1.272	15	63.6	9.54	73.14
KZ436	4507240372086	NZIMANDE THITHI REMEGIA	AMAKHUZE UNDERBURG KZN	50	1.272	15	63.6	9.54	73.14
KZ436	9405271351080	SOKHELA NTOMBENZINILE	AMAQADI NCWADI DEEPALE S1 HOWICK KZN OU	50	1.272	15	63.6	9.54	73.14
KZ436	7511300621082	NGUBANE ZANDILE DOREEN XOLISWA	AMAQADI NCWADI DEEPALE S1 HOWICK KZN OU	50	1.272	15	63.6	9.54	73.14
KZ436	5001295704387	NGUBANE SQONDA	AMAQADI NCWADI DEEPALE S1 HOWICK KZN OU	50	1.272	15	63.6	9.54	73.14
KZ436	5801260793083	NZIMANDE ZINHLE DOROTHY	AMAQADI NCWADI DEEPALE S1 HOWICK KZN OU	50	1.272	15	63.6	9.54	73.14
KZ436	7206060882087	NDELELA LINDENI	KILMUN	50	1.272	15	63.6	9.54	73.14
KZ436	6512280538081	ZIKODE DUDUZILE	KILMUN	50	1.272	15	63.6	9.54	73.14
KZ436	7210105806085	SOKHELO ZAKHELE	AMAQADI NCWADI DEEPALE S1 HOWICK KZN OU	50	1.272	15	63.6	9.54	73.14
KZ436	4505070204080	MNGUNI BADELISILE	KILMUN	50	1.272	15	63.6	9.54	73.14
KZ436	7504175304082	MALEVU YUKANI MICHAEL	AMAQADI NCWADI DEEPALE S1 HOWICK KZN OU	50	1.272	15	63.6	9.54	73.14
KZ436	7412280768086	ZONDI NOMQANELO	QULASHE UNDERBURG KZN	50	1.272	15	63.6	9.54	73.14
KZ436	7807250746080	ZULU NOBUHLE FLORENCE	CORINTH S1 IXOPO KZN OU	50	1.272	15	63.6	9.54	73.14
KZ436	5301055078080	RADEBE NOBUHLE	AMAQADI NCWADI DEEPALE S1 HOWICK KZN OU	50	1.272	15	63.6	9.54	73.14
KZ436	8703100662080	SABELA NOKUKHANYA	AMAKHUZE	50	1.272	15	63.6	9.54	73.14
KZ436	8508140356084	KHENISA NOMVUSELELE FAITH	AMAQADI NCWADI DEEPALE S1 HOWICK KZN OU	50	1.272	15	63.6	9.54	73.1

KZ436	8408245617086	XABA NJABULO MOSES	CORINTH S1 IXPO KZN OU	50	1.272	15	63.6	9.54	73.14
KZ436	5007270232085	MNCWABE CONSTANCE ZAKHONA	AMAGADI NCWADI DEEPDALE S1 HOWICK KZN OU	50	1.272	15	63.6	9.54	73.14
KZ436	7801250474081	MBANJWA JABULILE	QULASHE UNDERBURG KZN	50	1.272	15	63.6	9.54	73.14
KZ436	6909035351085	DLAMINI SIBUSISO ROBERT	AMAGADI NCWADI DEEPDALE S1 HOWICK KZN OU	50	1.272	15	63.6	9.54	73.14
KZ436	5104175472088	KHUMALO SHAYIZIWE VITUS	AMAGADI NCWADI DEEPDALE S1 HOWICK KZN OU	50	1.272	15	63.6	9.54	73.14
KZ436	5001245236081	DLAMINI FELAKHE	AMAKHUZE UNDERBURG KZN	50	1.272	15	63.6	9.54	73.14
KZ436	8612135401085	DLAMINI KUTHULAKONI PHILEMON	AMAKHUZE UNDERBURG KZN	50	1.272	15	63.6	9.54	73.14
KZ436	6502260708085	DLAMINI MTHEKU MEDRINA	AMAKHUZE UNDERBURG KZN	50	1.272	15	63.6	9.54	73.14
KZ436	5408260532080	DUMAKUDE KINKI PHYLIS	SUN CITY BULWER PMB KZN	50	1.272	15	63.6	9.54	73.14
KZ436	7809100107082	MDLADLA NOMTHANZAO	TRADITIONAL HOUSE	50	1.272	15	63.6	9.54	73.14
KZ436	7312300713080	DLAMINI BUSISIWE	AMAKHUZE UNDERBURG KZN	50	1.272	15	63.6	9.54	73.14
KZ436	8212090753081	NZIMANDE SBONGILE	AMAKHUZE UNDERBURG KZN OU	50	1.272	15	63.6	9.54	73.14
KZ436	6105030417082	MAKHANYA IRENE	TRADITIONAL HOUSE	50	1.272	15	63.6	9.54	73.14
KZ436	6105030417082	MAKHANYA IRENE	TRADITIONAL HOUSE	50	1.272	15	63.6	9.54	73.14
KZ436	8311030724085	DLAMINI CABANGILE LUNGELENI	AMAKHUZE UNDERBURG KZN	50	1.272	15	63.6	9.54	73.14
KZ436	6210102178083	SIBISI NGENZENI DORIS	AMAKHUZE UNDERBURG KZN OU	50	1.272	15	63.6	9.54	73.14
KZ436	5807070817088	ZIKODE ZITUSILE DORAH	AMAKUZA UNDERBURG KZN	50	1.272	15	63.6	9.54	73.14
KZ436	5101017824088	MNGUNI NGENAYISE	AMAKHUZE UNDERBURG KZN OU	50	1.272	15	63.6	9.54	73.14
KZ436	7011150560084	NZIMANDE ZANELE	AMAKHUZE UNDERBURG KZN	50	1.272	15	63.6	9.54	73.14
KZ436	8711065568085	MBANJWA HLANGANANI	AMAKHUZE UNDERBURG KZN OU	50	1.272	15	63.6	9.54	73.14
KZ436	7408240405085	ZONDI ZITHOBILE	Brick House	50	1.272	15	63.6	9.54	73.14
KZ436	5604050420086	LOCATIA TSHOBA	AMAKHUZE UNDERBURG KZN OU	50	1.272	15	63.6	9.54	73.14
KZ436	6802210459080	NDOLOVU PHUMZILE ANNASTASIA	SINKONKONKO UNDERBURG KZN OU	50	1.272	15	63.6	9.54	73.14
KZ436	5512255232083	MQANJELWA MUSAWENTOM MNCWABE	AMAKHUZE UNDERBURG KZN OU	50	1.272	15	63.6	9.54	73.14
KZ436	8112055521087	SILULEKO EMMANUEL SHOBA	AMAKHUZE UNDERBURG KZN OU	50	1.272	15	63.6	9.54	73.14
KZ436	6408090355081	ELIZABETH NQOLWANE SHOBA	AMAKHUZE UNDERBURG KZN OU	50	1.272	15	63.6	9.54	73.14
KZ436	8706051102089	BONGEKILE SABELA	AMAKHUZE UNDERBURG KZN OU	50	1.272	15	63.6	9.54	73.14
KZ436	7109070430089	THOKOZILE BABONGILE MJARA	AMAKHUZE UNDERBURG KZN OU	50	1.272	15	63.6	9.54	73.14
KZ436	8105105820087	LINDOKWAKHE DLAMINI	AMAKHUZE UNDERBURG KZN OU	50	1.272	15	63.6	9.54	73.14
KZ436	5301050469084	THEWJWE SHOBA	AMAKHUZE UNDERBURG KZN OU	50	1.272	15	63.6	9.54	73.14
KZ436	5301240422086	LUMBO ZWELENI SHOBA	AMAKHUZE UNDERBURG KZN OU	50	1.272	15	63.6	9.54	73.14
KZ436	4701010431087	SHOBA BADUBILE CATHRINA	AMAKHUZE UNDERBURG KZN	50	1.272	15	63.6	9.54	73.14
KZ436	8311281079086	DLAMINI THOBKILE VENENCIA	AMAKHUZE UNDERBURG KZN OU	50	1.272	15	63.6	9.54	73.14
KZ436	7401085915086	SHOBA BHEKISICGINO ANDRIAS	AMAKHUZE UNDERBURG KZN OU	50	1.272	15	63.6	9.54	73.14
KZ436	9407121171084	DLAMINI GCIND	AMAKHUZE UNDERBURG KZN OU	50	1.272	15	63.6	9.54	73.14
KZ436	8304090559085	KHANYEZE THULISILE SIBONGILE	AMAKHUZE UNDERBURG KZN OU	50	1.272	15	63.6	9.54	73.14
KZ436	5412030877080	SHOBA CUPHENI MERCY	AMAKHUZE UNDERBURG KZN OU	50	1.272	15	63.6	9.54	73.14
KZ436	3909160172085	SHOBA NYANISILE	AMAKHUZE UNDERBURG KZN OU	50	1.272	15	63.6	9.54	73.14
KZ436	6504045320087	SHOBA MPYINGWE JOHANNES	AMAKHUZE UNDERBURG KZN OU	50	1.272	15	63.6	9.54	73.14
KZ436	8512305811081	SHOBA PHAKAMANI	AMAKHUZE UNDERBURG KZN OU	50	1.272	15	63.6	9.54	73.14
KZ436	8909200593089	SHOBA OCTAVIA ZETHU	AMAKHUZE UNDERBURG KZN OU	50	1.272	15	63.6	9.54	73.14
KZ436	4608140571089	SHOBA CUPHENI THOLANI	AMAKHUZE UNDERBURG KZN	50	1.272	15	63.6	9.54	73.14
KZ436	5011120773081	DLAMINI NOMATEZI MESSIANA	AMAKHUZE UNDERBURG KZN	50	1.272	15	63.6	9.54	73.14
KZ436	6510130654082	DLAMINI BADINGILE THUSHIIZA	AMAKUZA UNDERBURG KZN	50	1.272	15	63.6	9.54	73.14
KZ436	4506135204081	SHOBA MGOBO	TRADITIONAL HOUSE	50	1.272	15	63.6	9.54	73.14
KZ436	7508040518081	MDLADLA CLAUDIA	TRADITIONAL HOUSE	50	1.272	15	63.6	9.54	73.14
KZ436	1303010101013	MBANJWA ANNASTIAS	AMAKUZA UNDERBURG KZN	50	1.272	15	63.6	9.54	73.14
KZ436	6302095388082	SHOBA BHEKISISA PAULUS	AMAKUZA UNDERBURG KZN	50	1.272	15	63.6	9.54	73.14
KZ436	7101170277081	KHUBONE GOODNESS BONGIWE	EHLABENI UNDERBURG KZN OU	50	1.272	15	63.6	9.54	73.14
KZ436	6303055934089	KHUBONE CECE CYPRIAN	EHLABENI UNDERBURG KZN OU	50	1.272	15	63.6	9.54	73.14
KZ436	5905165754081	SHOBA MFANISENI THEKUS	AMAKUZA UNDERBURG KZN	50	1.272	15	63.6	9.54	73.14
KZ436	6404106080086	MTOLO SPHATA	SINKONKONKO UNDERBURG KZN OU	50	1.272	15	63.6	9.54	73.14
KZ436	6509175069081	SHEZI THAMSANQA MASTER	QULASHE UNDERBURG KZN OU	50	1.272	15	63.6	9.54	73.14
KZ436	7407035561083	INGOBO MZWANDILE	NOMANDLOVU DONNYBROOK IXPO KZN	50	1.272	15	63.6	9.54	73.14
KZ436	4301200329082	PHOSWA BACHITHILE CLEMENTIA	EQUILASHE UNDERBURG KZN OU	50	1.272	15	63.6	9.54	73.14
KZ436	6507055814089	SHOBA BHOYI GEDION	AMAKUZA UNDERBURG KZN	50	1.272	15	63.6	9.54	73.14
KZ436	4207240271087	MDLALA ELSINAH	Brick House	50	1.272	15	63.6	9.54	73.14
KZ436	8206121263086	SOSIBO SIBONGILE PERCIFIC	AMAKHUZE UNDERBURG KZN	50	1.272	15	63.6	9.54	73.14
KZ436	5908115740085	MEMELA FANIZO	QULASHE UNDERBURG KZN	50	1.272	15	63.6	9.54	73.14
KZ436	7310070945080	LANGA BUVISILE PAULINE	AMAKHUZE UNDERBURG KZN	50	1.272	15	63.6	9.54	73.14
KZ436	8703120768081	DLAMINI BONISIWE	AMAKHUZE UNDERBURG KZN	50	1.272	15	63.6	9.54	73.14
KZ436	8904275498082	PHUNGULA LUNGISANI	AMAKUZA UNDERBURG KZN	50	1.272	15	63.6	9.54	73.14
KZ436	6304215386087	TSHOBA DOTI RICHARD	AMAKUZA UNDERBURG KZN	50	1.272	15	63.6	9.54	73.14
KZ436	1301010101013	KHUMALO NTOMBYONKE	Traditional	50	1.272	15	63.6	9.54	73.14
KZ436	8308151250080	MBANJWA THULISILE ANNACLETA	AMAKUZA UNDERBURG KZN	50	1.272	15	63.6	9.54	73.14
KZ436	7311075459083	LINDA ZISEBENZELE	QULASHE UNDERBURG KZN	50	1.272	15	63.6	9.54	73.14
KZ436	8409250525081	MTHEMBU SANELISIWE CORNELIA	AMAKHUZE UNDERBURG KZN	50	1.272	15	63.6	9.54	73.14
KZ436	7804241079084	SHOBA CLAUDIA NCAMISILE	HLABENI S1 UNDERBURG KZN	50	1.272	15	63.6	9.54	73.14
KZ436	7705190584083	MAKHANYA CRESENTIA	TRADITIONAL HOUSE	50	1.272	15	63.6	9.54	73.14
KZ436	8205255825082	MNCWABE FRANCIS MBONGENI	Traditional	50	1.272	15	63.6	9.54	73.14
KZ436	5510010718081	MTHYANE THEMBI	Traditional House	50	1.272	15	63.6	9.54	73.14
KZ436	707260218089	NXELE THOBILE EUNICE	AMAKHUZE UNDERBURG KZN	50	1.272	15	63.6	9.54	73.14
KZ436	5901195363087	MKHIZE JOSEPH ULU	ENKELEBANTWANA S1 UNDERBURG KZN	50	1.272	15	63.6	9.54	73.14
KZ436	1301010101013	MDLALA PETRUS	HOUSE	50	1.272	15	63.6	9.54	73.14
KZ436	7111135637088	LINDA HLANGANANI MOSES	AMAKUZA S1 UNDERBURG KZN OU	50	1.272	15	63.6	9.54	73.14
KZ436	5005040567087	MNGUNI BATHINI QIKI	AMAKUZA S1 UNDERBURG KZN OU	50	1.272	15	63.6	9.54	73.14
KZ436	6307100828086	MNGUNI PHUMLAPHI EDISTA	AMAKUZA S1 UNDERBURG KZN OU	50	1.272	15	63.6	9.54	73.14
KZ436	6307100828086	MNGUNI PHUMLAPHI EDISTA	AMAKUZA S1 UNDERBURG KZN OU	50	1.272	15	63.6	9.54	73.14
KZ436	6506240484089	SHABALALA ZANDILE	TRADITIONAL HOUSE	50	1.272	15	63.6	9.54	73.14
KZ436	580450217082	KHANYILE SIZAKELE CHRISTINIA	AMAKUZA UNDERBURG KZN	50	1.272	15	63.6	9.54	73.14
KZ436	8806056330089	MNGUNI ZIBONELE	AMAKUZA S1 UNDERBURG KZN OU	50	1.272	15	63.6	9.54	73.14
KZ436	6302100471089	MBANJWA ZENZILE NOPHUTHUMA	AMAKUZA S1 UNDERBURG KZN OU	50	1.272	15	63.6	9.54	73.14
KZ436	6401195684083	LINDA MABANDLA PETRUS	AMAKUZA S1 UNDERBURG KZN OU	50	1.272	15	63.6	9.54	73.14
KZ436	6105280741084	LANGA HLEKISILE FUNAPHI	AMAKUZA S1 UNDERBURG KZN OU	50	1.272	15	63.6	9.54	73.14
KZ436	6703100368088	MBATHA NOPELANI ZABALAZI	AMAKUZA S1 UNDERBURG KZN OU	50	1.272	15	63.6	9.54	73.14
KZ436	5512150463080	DLAMINI LKIZILE ASTERIA	AMAKUZA S1 UNDERBURG KZN OU	50	1.272	15	63.6	9.54	73.14
KZ436	8908051075089	MNGUNI ZINHLE ZETHU	AMAKUZA S1 UNDERBURG KZN OU	50	1.272	15	63.6	9.54	73.14
KZ436	8511256352087	JAMA KHULEKANI	AMAKUZA S1 UNDERBURG KZN OU	50	1.272	15	63.6	9.54	73.14
KZ436	8812140771080	LINDA BUSISIWE FORTUNATE	AMAKUZA S1 UNDERBURG KZN OU	50	1.272	15	63.6	9.54	73.14
KZ436	4603135539085	MNGUNI MZOLITHWAYO	AMAKUZA S1 UNDERBURG KZN OU	50	1.272	15	63.6	9.54	73.14
KZ436	5401060794089	MNGUNI MANAKAZI VENENCIA	AMAKUZA S1 UNDERBURG KZN OU	50	1.272	15	63.6	9.54	73.14
KZ436	6901170366085	JAMA ZAMEKILE MARIA	AMAKUZA S1 UNDERBURG KZN OU	50	1.272	15	63.6	9.54	73.14
KZ436	4701190340082	MNGUNI THOBELANI SYLVESIA	AMAKUZA S1 UNDERBURG KZN OU	50	1.272	15	63.6	9.54	73.14
KZ436	6002180595084	LINDA TSHAYAZANE	AMAKUZA S1 UNDERBURG KZN OU	50	1.272	15	63.6	9.54	73.14
KZ436	8710055685081	LINDA SBONGISENI	AMAKUZA S1 UNDERBURG KZN	50	1.272	15	63.6	9.54	73.14
KZ436	7201045559082	KHANYILE MATHONGO PUTRUS	AMAKUZA S1 UNDERBURG KZN OU	50	1.272	15	63.6	9.54	73.14
KZ436	7410060862087	LINDA LINDILENI EVELYN	AMAKUZA S1 UNDERBURG KZN OU	50	1.272	15	63.6	9.54	73.14
KZ436	6612050357082	MNGUNI COSH THOLANI	AMAKUZA S1 UNDERBURG KZN OU	50	1.272	15	63.6	9.54	73.14
KZ436	9401061321080	NZIMANDE ZETHU	AMAKUZA S1 UNDERBURG KZN OU	50	1.272	15	63.6	9.54	73.14
KZ436	7712180850086	MNGUNI NONHLANHLA EUNICE	AMAKUZA S1 UNDERBURG KZN OU	50	1.272	15	63.6	9.54	73.14
KZ436	7411080467089	MNGUNI THOKOZANI JABULILE	AMAKUZA S1 UNDERBURG KZN OU	50	1.272	15	63.6	9.54	73.14
KZ436	7809240544087	JOLI NOMBIKO TERESSA	AMAKUZA S1 UNDERBURG KZN OU	50	1.272	15	63.6	9.54	73.14
KZ436	5001280198089	CEBEKHULU GUGU BAFIKILE	AMAKUZA S1 UNDERBURG KZN OU	50	1.272	15	63.6	9.54	73.14
KZ436	7611090910081	ZUMA PRINCES BONISILE	AMAKUZA S1 UNDERBURG KZN OU	50	1.272	15	63.6	9.54	73.14
KZ436	4907020227080	ZUMA NOMATHEMBA HOMISTA	AMAKUZA S1 UNDERBURG KZN OU	50	1.272	15	63.6	9.54	73.14
KZ436	5207060296080	MBATHA SIZEN MAGAGRET	AMAKUZA S1 UNDERBURG KZN OU	50	1.272	15	63.6	9.54	73.14
KZ436	8107040474087	MNGUNI CATHERINE LETHIWE	AMAKUZA S1 UNDERBURG KZN OU	50	1.272	15	63.6	9.54	73.14
KZ436	8407250676086	CEBEKHULU THENIWE SLYVIA	AMAKUZA S1 UNDERBURG KZN OU	50	1.272	15	63.6	9.54	73.14
KZ436	5005220719086	LANGA NOMAGUGU STEPHINIA	AMAKUZA S1 UNDERBURG KZN	50	1.272	15	63.6	9.54	73.14
KZ436	4608280586088	MTOLO CABANGANI	AMAKUZA S1 UNDERBURG KZN	50	1.272				

K2436	2902025284089	LINDA DUBULA NICHOLAS	AMAKUZA S1 UNDERBERG KZN OU	50	1.272	15	63.6	9.54	73.14
K2436	291130129082	LINDA MKEFU SARAPHUMA	AMAKUZA S1 UNDERBERG KZN OU	50	1.272	15	63.6	9.54	73.14
K2436	7712260711083	MBANJWA FLORENCE NOKUTHULA	AMAKUZA UNDERBURG KZN	50	1.272	15	63.6	9.54	73.14
K2436	4511175329087	MNCWABE GAVINI SIPHWE	HLANGANANI	50	1.272	15	63.6	9.54	73.14
K2436	7912201109088	KHUMALO THEMBEKILE JOYCE	AMAKUZA UNDERBURG KZN	50	1.272	15	63.6	9.54	73.14
K2436	8806110759083	MBANJWA PROTASIA ZANDILE	AMAKUZA S1 UNDERBERG KZN OU	50	1.272	15	63.6	9.54	73.14
K2436	6101100273085	DLAMINI BALUNGILE MUNTU EUDA	AMAKUZA S1 UNDERBERG KZN OU	50	1.272	15	63.6	9.54	73.14
K2436	9009250641089	DLAMINI MANGALISILE NOZUKA	AMAKUZA S1 UNDERBERG KZN OU	50	1.272	15	63.6	9.54	73.14
K2436	8910090954084	KHUBONE LUNGISILE	AMAKUZA S1 UNDERBERG KZN OU	50	1.272	15	63.6	9.54	73.14
K2436	7305140534088	LINDA NONHLANHLA	AMAKUZA S1 UNDERBERG KZN OU	50	1.272	15	63.6	9.54	73.14
K2436	7207055357085	DLAMINI JABULANI LEARNARD	NKWEZELA UNDERBERG KZN	50	1.272	15	63.6	9.54	73.14
K2436	7301010357080	LINDA SELLY TSHKILE	AMAKUZA S1 UNDERBERG KZN OU	50	1.272	15	63.6	9.54	73.14
K2436	7610025769083	MTHEMBU DELANI KHAYALAKE	AMAKUZA S1 UNDERBERG KZN OU	50	1.272	15	63.6	9.54	73.14
K2436	7401140505087	MTHEMBU SINDY PRAXEDIS	AMAKUZA S1 UNDERBERG KZN OU	50	1.272	15	63.6	9.54	73.14
K2436	6506200314086	NYINDE BONISWE BEAUTY	AMAKHUZE UNDERBURG KZN	50	1.272	15	63.6	9.54	73.14
K2436	9109155945082	LINDA NHLAKANIPHO	AMAKUZA S1 UNDERBERG KZN OU	50	1.272	15	63.6	9.54	73.14
K2436	6401075961083	DLAMINI MBUYISELWA HENHRY	AMAKUZA S1 UNDERBERG KZN OU	50	1.272	15	63.6	9.54	73.14
K2436	6911025416084	MBANJWA ERNEST LANGEHLLE	AMAKUZA S1 UNDERBERG KZN OU	50	1.272	15	63.6	9.54	73.14
K2436	4901115397083	NDELA MDDIYELI	HOUSE	50	1.272	15	63.6	9.54	73.14
K2436	7904075954087	MNGUNI MCACISI	AMAKUZA S1 UNDERBERG KZN OU	50	1.272	15	63.6	9.54	73.14
K2436	7804051129086	MBANJWA NONKULULEKO	AMAKUZA S1 UNDERBERG KZN OU	50	1.272	15	63.6	9.54	73.14
K2436	3910100784088	MNGUNI BAYI CONSTANCE	AMAKUZA S1 UNDERBERG KZN OU	50	1.272	15	63.6	9.54	73.14
K2436	6305050677084	MTCLO DORRIS	TRADITIONAL HOUSE	50	1.272	15	63.6	9.54	73.14
K2436	9302021023081	MBANJWA NOBUHLE	AMAKUZA S1 UNDERBERG KZN OU	50	1.272	15	63.6	9.54	73.14
K2436	8104076167081	MNGUNI SIMPHWE LAWRENCE	AMAKUZA S1 UNDERBERG KZN OU	50	1.272	15	63.6	9.54	73.14
K2436	6711060427081	MHLONGO NCAMISILE MAVIS	AMAKUZA S1 UNDERBERG KZN OU	50	1.272	15	63.6	9.54	73.14
K2436	7406040584080	MNGUNI LINDENI NORA	AMAKHUZE UNDERBURG KZN	50	1.272	15	63.6	9.54	73.14
K2436	7109230403083	MBANJWA GULAU	TRADITIONAL HOUSE	50	1.272	15	63.6	9.54	73.14
K2436	7210200490082	MNGUNI DINWAHINI	AMAKUZA S1 UNDERBERG KZN OU	50	1.272	15	63.6	9.54	73.14
K2436	8311155945085	MKHIZE FABIAN MTHOKOZISI	AMAKHUZE UNDERBURG KZN	50	1.272	15	63.6	9.54	73.14
K2436	9312160789087	MLITWA ANELE	AMAKUZA S1 UNDERBERG KZN OU	50	1.272	15	63.6	9.54	73.14
K2436	8103215521083	MBANJWA MKOLISI KHEHLU	AMAKUZA S1 UNDERBERG KZN OU	50	1.272	15	63.6	9.54	73.14
K2436	6608040593083	MBANJWA NTOMBIZINI DUDUZILE	AMAKUZA S1 UNDERBERG KZN OU	50	1.272	15	63.6	9.54	73.14
K2436	8406036421080	PHUNGULA ZAKHELE	AMAKUZA S1 UNDERBERG KZN OU	50	1.272	15	63.6	9.54	73.14
K2436	6103120672080	PHUNGULA THOKOZANI GRACIA	AMAKUZA UNDERBURG KZN	50	1.272	15	63.6	9.54	73.14
K2436	6609100475088	NTSHIZA MAKHOSI	AMAKUZA S1 UNDERBERG KZN OU	50	1.272	15	63.6	9.54	73.14
K2436	9301041309082	DLAMINI VUMILE	AMAKUZA S1 UNDERBERG KZN OU	50	1.272	15	63.6	9.54	73.14
K2436	6712121020089	KUNENE BABONGILE MONICA	AMAKUZA S1 UNDERBERG KZN OU	50	1.272	15	63.6	9.54	73.14
K2436	7809181001089	KUNENE WINILE PROTASIA	AMAKUZA S1 UNDERBERG KZN OU	50	1.272	15	63.6	9.54	73.14
K2436	5805020452089	CHIYA DUDUZILE	TRADITIONAL HOUSE	50	1.272	15	63.6	9.54	73.14
K2436	4702250420089	MLOTSHWA CATHERINE	Brick House	50	1.272	15	63.6	9.54	73.14
K2436	5001100103087	MPIYA SELINA NOLINDELA	AMAKUZA S1 UNDERBERG KZN OU	50	1.272	15	63.6	9.54	73.14
K2436	4502185471084	MNGUNI MZONZIMA ERASMUS	AMAKUZA S1 UNDERBERG KZN OU	50	1.272	15	63.6	9.54	73.14
K2436	8107311148088	DLAMINI LULEKA MAVIS	AMAKHUZE UNDERBURG KZN	50	1.272	15	63.6	9.54	73.14
K2436	8108120580081	KHUBONE GOODNESS THANDEKA	AMAKUZA S1 UNDERBERG KZN OU	50	1.272	15	63.6	9.54	73.14
K2436	5709280284085	MNGUNI DUDUZILE PRAXEDIS	AMAKUZA S1 UNDERBERG KZN OU	50	1.272	15	63.6	9.54	73.14
K2436	6808160501086	KUNENE LUNGELANI PATIENCE	AMAKUZA S1 UNDERBERG KZN OU	50	1.272	15	63.6	9.54	73.14
K2436	8605135618088	NZIMANDE SANDILE	NKELABANTWANA BILWER KZN	50	1.272	15	63.6	9.54	73.14
K2436	6008285308083	KHUBONE MZONGANI	AMAKUZA S1 UNDERBERG KZN OU	50	1.272	15	63.6	9.54	73.14
K2436	6807075834087	KUNENE MHLANGAKHULA VITUS	AMAKUZA S1 UNDERBERG KZN OU	50	1.272	15	63.6	9.54	73.14
K2436	3201040504087	KUNENE NOMAKWITI CORNELIA	AMAKUZA S1 UNDERBERG KZN OU	50	1.272	15	63.6	9.54	73.14
K2436	7010100399080	ZONDI SIBONGILE	AMAKUZA S1 UNDERBERG KZN OU	50	1.272	15	63.6	9.54	73.14
K2436	8001120904081	MNGUNI KWENZEKILE BRIDGET	AMAKUZA S1 UNDERBERG KZN OU	50	1.272	15	63.6	9.54	73.14
K2436	5902140600083	DLAMINI FIKILE WINNIFRIDAH	AMAKUZA S1 UNDERBERG KZN OU	50	1.272	15	63.6	9.54	73.14
K2436	6203080945086	MHLUNGU FIKILE PATRICIA	AMAKUZA S1 UNDERBERG KZN OU	50	1.272	15	63.6	9.54	73.14
K2436	6607155521087	ZUMA MLAMULI ALFRED	AMAKUZA S1 UNDERBERG KZN OU	50	1.272	15	63.6	9.54	73.14
K2436	8001016354086	KUBONI NKOSINATHI	TRADITIONAL HOUSE	50	1.272	15	63.6	9.54	73.14
K2436	4711010339081	KHUBONI THEMBANI GENEROSA	AMAKUZA S1 UNDERBERG KZN OU	50	1.272	15	63.6	9.54	73.14
K2436	3706300237087	MKELWANI MKELWANI	AMAKUZA S1 UNDERBERG KZN OU	50	1.272	15	63.6	9.54	73.14
K2436	3602115273088	DLAMINI MADLOTHO	AMAKUZA S1 UNDERBERG KZN OU	50	1.272	15	63.6	9.54	73.14
K2436	6510201075084	NKOMO ZOLEKA	Brick House	50	1.272	15	63.6	9.54	73.14
K2436	721220371085	ZUMA CLEMENCIA	AMAKUZA S1 UNDERBERG KZN OU	50	1.272	15	63.6	9.54	73.14
K2436	7702220767085	DLAMINI THANDAZILE PATRICIA	AMAKUZA S1 UNDERBERG KZN OU	50	1.272	15	63.6	9.54	73.14
K2436	9605115632082	DLAMINI ZAKHE LUFU	AMAKUZA S1 UNDERBERG KZN OU	50	1.272	15	63.6	9.54	73.14
K2436	9510130834087	MNGUNI XOLISILE	AMAKUZA S1 UNDERBERG KZN OU	50	1.272	15	63.6	9.54	73.14
K2436	8911120847082	MAGOSO NOSIPHO PROTASIA	AMAKUZA S1 UNDERBERG KZN OU	50	1.272	15	63.6	9.54	73.14
K2436	5907110786085	MEMELE BATOKILE THERESSA	NOMANDLOVU DONNYBROOK IXOPO KZN	50	1.272	15	63.6	9.54	73.14
K2436	5402255672084	LINDA SIBANGANI ALEX	AMAKUZA S1 UNDERBERG KZN OU	50	1.272	15	63.6	9.54	73.14
K2436	6408125820084	LINDA ALBERT ZIMISE	AMAKUZA S1 UNDERBERG KZN OU	50	1.272	15	63.6	9.54	73.14
K2436	5011305447080	MNGUNI MBHEKENI DENNIS	AMAKUZA S1 UNDERBERG KZN OU	50	1.272	15	63.6	9.54	73.14
K2436	1301010101013	NCOBENI M	HOUSE	50	1.272	15	63.6	9.54	73.14
K2436	7808070442081	DLAMINI CONSTANCE DELISILE	AMAKUZA S1 UNDERBERG KZN OU	50	1.272	15	63.6	9.54	73.14
K2436	5306180738086	MNDALI HLEBEKILE KATHRINA	AMAKUZA UNDERBURG KZN	50	1.272	15	63.6	9.54	73.14
K2436	5601101066087	SOXHELA NANA	NOMANDLOVU DONNYBROOK IXOPO KZN	50	1.272	15	63.6	9.54	73.14
K2436	8305061154089	MNCWABE SILINDILE	SINKONKONKO UNDERBERG KZN OU	50	1.272	15	63.6	9.54	73.14
K2436	4712040393084	NENE ZYALILE EDNANCIA	HOUSE	50	1.272	15	63.6	9.54	73.14
K2436	6608230726089	ZONDI BEAUTY	SINKONKONKO UNDERBERG KZN OU	50	1.272	15	63.6	9.54	73.14
K2436	5312065289088	MNTUNGWA BHEKINDODA PHILIP	AMAKUZA S1 UNDERBERG KZN OU	50	1.272	15	63.6	9.54	73.14
K2436	8205176959083	ZONDI MUZIWEKOSI	AMAKUZA S1 UNDERBERG KZN OU	50	1.272	15	63.6	9.54	73.14
K2436	6001058330082	BIYASE BHEKINHLANHLA PAULOS	HLABENI S1 UNDERBERG KZN	50	1.272	15	63.6	9.54	73.14
K2436	8509146079087	DLAMINI BAFANA APPOLINARIS	AMAKUZA S1 UNDERBERG KZN OU	50	1.272	15	63.6	9.54	73.14
K2436	8809091416083	DLAMINI MANDISA POLITE	AMAKUZA S1 UNDERBERG KZN OU	50	1.272	15	63.6	9.54	73.14
K2436	7810025952083	DLAMINI NICHODEM DUMISANI	AMAKUZA S1 UNDERBERG KZN OU	50	1.272	15	63.6	9.54	73.14
K2436	4401250589088	NDOLOVU NCAMISILE	SINKONKONKO UNDERBERG KZN OU	50	1.272	15	63.6	9.54	73.14
K2436	6902220643083	ZONDI ESLINA SALAWENZANI	AMAKUZA S1 UNDERBERG KZN OU	50	1.272	15	63.6	9.54	73.14
K2436	9108070928082	DUMA GRINETH	SINKONKONKO UNDERBERG KZN OU	50	1.272	15	63.6	9.54	73.14
K2436	8403051159083	KHUBONE HLEPHI OCTAVIA	AMAKUZA S1 UNDERBERG KZN OU	50	1.272	15	63.6	9.54	73.14
K2436	5102205654089	WESSELS DONATOUS	SINKONKONKO UNDERBERG KZN OU	50	1.272	15	63.6	9.54	73.14
K2436	6802290613084	DLAMINI BUYSILE	AMAKUZA S1 UNDERBERG KZN OU	50	1.272	15	63.6	9.54	73.14
K2436	6408290356087	MHLUNGU ZUMEKILE MARGARET	AMAKUZA S1 UNDERBERG KZN OU	50	1.272	15	63.6	9.54	73.14
K2436	7208126020082	ZONDI BHEKIZENZO SIXTUS	AMAKUZA S1 UNDERBERG KZN OU	50	1.272	15	63.6	9.54	73.14
K2436	7412010758088	ZONDI VAMSILE ELAZEBETH	AMAKUZA UNDERBURG KZN	50	1.272	15	63.6	9.54	73.14
K2436	5707295279085	SHEZI MANDLAKAYISE THEOBALD	AMAKUZA S1 UNDERBERG KZN OU	50	1.272	15	63.6	9.54	73.14
K2436	4006160452085	MBOHWWE NOZIZWE CECILIA	AMAKUZA S1 UNDERBERG KZN OU	50	1.272	15	63.6	9.54	73.14
K2436	5010250197083	ZONDI BAYEKILE	AMAKUZA S1 UNDERBERG KZN OU	50	1.272	15	63.6	9.54	73.14
K2436	5012190397087	DLAMINI SOEKILE	PHAYINDANE	50	1.272	15	63.6	9.54	73.14
K2436	6604200494089	MHLONGO LINDIWE MATILDA	AMAKUZA S1 UNDERBERG KZN OU	50	1.272	15	63.6	9.54	73.14
K2436	8008190481080	BEKWA XABA MARIA SIBONGILE	SCHOOL	50	1.272	15	63.6	9.54	73.14
K2436	4211180366089	MQAMBELI BATRICE	TRADITIONAL HOUSE	50	1.272	15	63.6	9.54	73.14
K2436	5002040198088	ZONDI BADUBILE	PHAYINDANE	50	1.272	15	63.6	9.54	73.14
K2436	5010170197085	DLAMINI TY BEATRICE	AMAKUZA S1 UNDERBERG KZN OU	50	1.272	15	63.6	9.54	73.14
K2436	4205120449088	DLAMINI NTOMBI ETHELDRETHA	AMAKUZA S1 UNDERBERG KZN OU	50	1.272	15	63.6	9.54	73.14
K2436	3811270161083	DLAMINI MATUTU LAIZAM	AMAKUZA S1 UNDERBERG KZN OU	50	1.272	15	63.6	9.54	73.14
K2436	4808180202089	DLAMINI FAKAZILE ANNA MARIA	AMAKUZA S1 UNDERBERG KZN OU	50	1.272	15	63.6	9.54	73.14
K2436	7909070690081	GAMEDE CABANGILE	AMAKUZA S1 UNDERBERG KZN OU	50	1.272	15	63.6	9.54	73.14
K2436	4701045186086	PHUNGULA ZUZU TOBAIS	AMAKUZA S1 UNDERBERG KZN OU	50	1.272	15	63.6	9.54	73.14
K2436	5712130178085	DLAMINI LIZZIE PETRONELLA	AMAKUZA S1 UNDERBERG KZN OU	50	1.272	15	63.6	9.54	73.14
K2436	7206180313088	DLAMINI BUHLE	PHAYINDANE	50	1.272	15	63.6	9.54	73.14
K2436	9301290822082	MJWARA NOMBIKO NTOMBIYEMVELO	PHAYINDANE	50	1.272	15	63.6	9.54	73.14
K2436	93070								

KZ436	5909170761081	PHUNGULA ANNA THAKATHILE	AMAKUZA S1 UNDERBERG KZN OU	50	1.272	15	63.6	9.54	73.14
KZ436	767010397086	SHEZI BALUNGILE	PHAYINDANE	50	1.272	15	63.6	9.54	73.14
KZ436	3501100572084	ZONDI SIZAKELE	BHATINI	50	1.272	15	63.6	9.54	73.14
KZ436	7003040640085	ZONDI NELISWE LUCIA	AMAKUZA S1 UNDERBERG KZN OU	50	1.272	15	63.6	9.54	73.14
KZ436	130310101013	KHUMALO R	HOUSE	50	1.272	15	63.6	9.54	73.14
KZ436	841105021083	MNCWABE MTUSENI DERRICK	TRADITIONAL HOUSE	50	1.272	15	63.6	9.54	73.14
KZ436	5508060428080	SHEZI QONDENI	PHAYINDANE	50	1.272	15	63.6	9.54	73.14
KZ436	4811065279081	KHUMALO MZONJANI	AMAKUZA S1 UNDERBERG KZN OU	50	1.272	15	63.6	9.54	73.14
KZ436	8904080697084	ZIKODE NOMPUMELELO NOMFUNDISO	PHAYINDANE	50	1.272	15	63.6	9.54	73.14
KZ436	600920095087	KUNENE BAPHINDILE ROSALIA	AMAKUZA S1 UNDERBERG KZN OU	50	1.272	15	63.6	9.54	73.14
KZ436	7908081314087	MBANJWA ZILUNGILE PRISCA	AMAKUZA S1 UNDERBERG KZN OU	50	1.272	15	63.6	9.54	73.14
KZ436	8302120960085	NZIMANDE HAPPY	QULASHE	50	1.272	15	63.6	9.54	73.14
KZ436	440310254088	ZONDI NOMATHAMSANQA	AMAKUZA S1 UNDERBERG KZN OU	50	1.272	15	63.6	9.54	73.14
KZ436	3906150360086	ZULU NOMAKESIYE	TRADITIONAL HOUSE	50	1.272	15	63.6	9.54	73.14
KZ436	6712155980081	ZONDI PHILANI SINYAMFUZA	AMAKUZA S1 UNDERBERG KZN OU	50	1.272	15	63.6	9.54	73.14
KZ436	7809035600086	MSHENGU RAPHAEL MBHEKISENI	AMAKUZA S1 UNDERBERG KZN OU	50	1.272	15	63.6	9.54	73.14
KZ436	7707025502082	DLAMINI GODLWZI ZAKHELE	AMAKUZA S1 UNDERBERG KZN OU	50	1.272	15	63.6	9.54	73.14
KZ436	4306100582086	KHUMALO MKOTOSI JAMEROSA	AMAKUZA S1 UNDERBERG KZN OU	50	1.272	15	63.6	9.54	73.14
KZ436	5711255258086	ZONDI MABONA PETRUS	AMAKUZA S1 UNDERBERG KZN OU	50	1.272	15	63.6	9.54	73.14
KZ436	7004300435081	ZONDI KOLISILE CATHERINE	AMAKUZA S1 UNDERBERG KZN OU	50	1.272	15	63.6	9.54	73.14
KZ436	8009186022086	ZONDI SIPHAMANOLA INNOCENT	AMAKUZA S1 UNDERBERG KZN OU	50	1.272	15	63.6	9.54	73.14
KZ436	6001200991083	ZIKODE ELSIE	AMAKUZA S1 UNDERBERG KZN OU	50	1.272	15	63.6	9.54	73.14
KZ436	5504030565085	DLAMINI THABISILE MAUREEN	HOUSE	50	1.272	15	63.6	9.54	73.14
KZ436	7062420250080	DUMA PHILISWE THEODORA	QULASHE UNDERBERG KZN	50	1.272	15	63.6	9.54	73.14
KZ436	6310060700082	MWARA COMARIA	AMAKUZA S1 UNDERBERG KZN OU	50	1.272	15	63.6	9.54	73.14
KZ436	5008170195083	DLAMINI ZAMAKILE GRACIA	AMAKUZA S1 UNDERBERG KZN OU	50	1.272	15	63.6	9.54	73.14
KZ436	7711190803085	DLAMINI NELISWE SYLVASIA	AMAKUZA UNDERBERG KZN	50	1.272	15	63.6	9.54	73.14
KZ436	7012251730089	DLAMINI NOKULUNGA PRETTY	AMAKUZA S1 UNDERBERG KZN OU	50	1.272	15	63.6	9.54	73.14
KZ436	8110070832083	DLAMINI NOKUTHULA	AMAKUZA S1 UNDERBERG KZN OU	50	1.272	15	63.6	9.54	73.14
KZ436	920903092084	DLAMINI LUNGILE	AMAKUZA S1 UNDERBERG KZN OU	50	1.272	15	63.6	9.54	73.14
KZ436	7403115395086	MNCWABE MZWELENI CORNELIUS	AMAKUZA S1 UNDERBERG KZN OU	50	1.272	15	63.6	9.54	73.14
KZ436	7403020875081	ZONDI BEATOR FANISILE	AMAKUZA S1 UNDERBERG KZN OU	50	1.272	15	63.6	9.54	73.14
KZ436	7908070680085	ZONDI GCINEPHI	AMAKUZA S1 UNDERBERG KZN OU	50	1.272	15	63.6	9.54	73.14
KZ436	8302170482089	MDLANGATHI DUMISILE	HLABENI BULWER KZN	50	1.272	15	63.6	9.54	73.14
KZ436	641140626089	MIYA MAVIS	QULASHE UNDERBERG KZN	50	1.272	15	63.6	9.54	73.14
KZ436	4906180714085	SHEZI DELISILEL	AMAKUZA S1 UNDERBERG KZN OU	50	1.272	15	63.6	9.54	73.14
KZ436	9002121400086	LINDA THANDEKA	AMAKUZA S1 UNDERBERG KZN OU	50	1.272	15	63.6	9.54	73.14
KZ436	7202015376085	ZONDI KHALANGANI DOMINIC	AMAKUZA S1 UNDERBERG KZN OU	50	1.272	15	63.6	9.54	73.14
KZ436	7909135301088	MDLANGATHI EUGINE SANDILE	QULASHE UNDERBERG KZN	50	1.272	15	63.6	9.54	73.14
KZ436	8309244590087	ZONDI NOMBUSO	AMAKUZA S1 UNDERBERG KZN OU	50	1.272	15	63.6	9.54	73.14
KZ436	7912275847084	DLAMINI CEEM	AMAKUZA S1 UNDERBERG KZN OU	50	1.272	15	63.6	9.54	73.14
KZ436	5503300478086	ZONDI SWELEKILE MAVVIS	AMAKUZA S1 UNDERBERG KZN OU	50	1.272	15	63.6	9.54	73.14
KZ436	7204040844087	ZONDI ALEXIA THANDEKA	AMAKUZA S1 UNDERBERG KZN OU	50	1.272	15	63.6	9.54	73.14
KZ436	9001230887084	DLAMINI SANELISWE GOODNESS	AMAKUZA S1 UNDERBERG KZN OU	50	1.272	15	63.6	9.54	73.14
KZ436	7501205579089	MNTUNGWA MZIKABANI ERNEST	AMAKUZA S1 UNDERBERG KZN OU	50	1.272	15	63.6	9.54	73.14
KZ436	9108270878087	RADEBE NOKWANDA	AMAKUZA S1 UNDERBERG KZN OU	50	1.272	15	63.6	9.54	73.14
KZ436	3702080223082	KUNENE TUNJIZA REGINA	AMAKUZA S1 UNDERBERG KZN OU	50	1.272	15	63.6	9.54	73.14
KZ436	5901250185082	KUNENE DUMILE CYNTHIA	AMAKUZA S1 UNDERBERG KZN OU	50	1.272	15	63.6	9.54	73.14
KZ436	8801271076088	NOLANGISA THABISILE	AMAKUZA S1 UNDERBERG KZN OU	50	1.272	15	63.6	9.54	73.14
KZ436	5912101093087	MTHEMBU THEMBEKILE MARGARET	HLABENI S1 KZN OU	50	1.272	15	63.6	9.54	73.14
KZ436	8409146391086	PHOSWA SPIHWE	Brick House	50	1.272	15	63.6	9.54	73.14
KZ436	5802090780085	ZONDI PHEWANA	HLANGANANI S1 KZN OU	50	1.272	15	63.6	9.54	73.14
KZ436	7707151050088	XABA SIEGFRIEDA NOMA	HLANGANANI S1 KZN OU	50	1.272	15	63.6	9.54	73.14
KZ436	7408315430080	MDLADLA THANDUKWAZI	HLANGANANI S1 KZN OU	50	1.272	15	63.6	9.54	73.14
KZ436	8904141326087	XABA MANDISA GLORIA	HLANGANANI S1 KZN OU	50	1.272	15	63.6	9.54	73.14
KZ436	6605190522086	NZIMANDE PREKEDIS BONISWE	AMAKUZA S1 UNDERBERG KZN OU	50	1.272	15	63.6	9.54	73.14
KZ436	9003310749085	CHIYA FLORENCE SEBENZILE	HLANGANANI S1 KZN OU	50	1.272	15	63.6	9.54	73.14
KZ436	760129085088	MZIMANDE KHOKANI LILIAN	AMAKUZA S1 UNDERBERG KZN OU	50	1.272	15	63.6	9.54	73.14
KZ436	4701155555086	SOSIBO MANDLENKOSI	HLANGANANI S1 KZN OU	50	1.272	15	63.6	9.54	73.14
KZ436	9205270941087	NZIMANDE NONDUDUZO	HLANGANANI S1 KZN OU	50	1.272	15	63.6	9.54	73.14
KZ436	7104280490080	DLAMINI FIKILE PRISCA	AMAKUZA S1 UNDERBERG KZN OU	50	1.272	15	63.6	9.54	73.14
KZ436	7901280511082	LINDA CABANGILE GLORIA	AMAKUZA S1 UNDERBERG KZN OU	50	1.272	15	63.6	9.54	73.14
KZ436	6511200285084	DLAMINI LANDELENI BEATRICE	AMAKUZA S1 UNDERBERG KZN OU	50	1.272	15	63.6	9.54	73.14
KZ436	5504170636084	NOLANGISA MABLE JABULILE	AMAKUZA S1 UNDERBERG KZN OU	50	1.272	15	63.6	9.54	73.14
KZ436	8803141275088	SOSIBO BEAUTY THINATHI	AMAKUZA S1 UNDERBERG KZN OU	50	1.272	15	63.6	9.54	73.14
KZ436	5805185440085	MAKHAYE MUZIWANDILA REGINALD	BETHLEHEM BULWER UNDERBERG KZN	50	1.272	15	63.6	9.54	73.14
KZ436	8401150800086	SHEZI BONGIWE MARGARET	AMAKUZA S1 UNDERBERG KZN OU	50	1.272	15	63.6	9.54	73.14
KZ436	7411050992084	ZONDI SIZANI THULISILE	AMAKUZA S1 UNDERBERG KZN OU	50	1.272	15	63.6	9.54	73.14
KZ436	6010230426085	SHEZI NGONENI CHUGUZA	AMAKUZA UNDERBERG KZN	50	1.272	15	63.6	9.54	73.14
KZ436	6010230426085	ZUMA PROTASIA QUEEN	AMAKUZA S1 UNDERBERG KZN OU	50	1.272	15	63.6	9.54	73.14
KZ436	8804039474081	KHUBONI THEMBEKILE SYLVASIA	AMAKUZA S1 UNDERBERG KZN OU	50	1.272	15	63.6	9.54	73.14
KZ436	5105260467081	DLAMINI KHONONILE CATHERINE	BETHLEHEM BULWER UNDERBERG KZN	50	1.272	15	63.6	9.54	73.14
KZ436	8408081253087	DLAMINI SISENI OCTAVIA	AMAKUZA S1 UNDERBERG KZN OU	50	1.272	15	63.6	9.54	73.14
KZ436	8703150775087	DLAMINI ZAMAZULU	AMAKUZA S1 UNDERBERG KZN OU	50	1.272	15	63.6	9.54	73.14
KZ436	4504060291082	SIBISI THANDIWE VIVIEN	BETHLEHEM BULWER UNDERBERG KZN	50	1.272	15	63.6	9.54	73.14
KZ436	5206195735087	MLOTSHWA MDODI MICKION	AMAKUZA UNDERBERG KZN	50	1.272	15	63.6	9.54	73.14
KZ436	4708120427087	JAMA THEMBAZI	AMAKUZA S1 UNDERBERG KZN OU	50	1.272	15	63.6	9.54	73.14
KZ436	8403240965085	PHOSWA PHUMILE MAVIS	AMAKUZA UNDERBERG KZN	50	1.272	15	63.6	9.54	73.14
KZ436	7001070377081	PHUNGULA MABONGI THELEKILE	AMAKUZA UNDERBERG KZN	50	1.272	15	63.6	9.54	73.14
KZ436	4802230320086	HLELA FIKILE DORIS	BETHLEHEM BULWER UNDERBERG KZN	50	1.272	15	63.6	9.54	73.14
KZ436	5309080724081	MADUNA SIZAKELE	TRADITIONAL HOUSE	50	1.272	15	63.6	9.54	73.14
KZ436	1301010101013	NGUBO IDAH	HOUSE	50	1.272	15	63.6	9.54	73.14
KZ436	6212040435088	MNCWABE NOKWENZWA THERESA	AMAKUZA UNDERBERG KZN	50	1.272	15	63.6	9.54	73.14
KZ436	4910240226080	NZIMANDE DAKAWANA	AMAKUZA UNDERBERG KZN	50	1.272	15	63.6	9.54	73.14
KZ436	5201250695086	MIYA MANAZI EUGENIA	ENKELEBANTWANA IXOPO KZN	50	1.272	15	63.6	9.54	146.28
KZ436	6908151274084	DLAMINI NONTUTHUZELO	AMAKUZA UNDERBERG KZN	100	1.272	15	127.2	19.08	146.28
KZ436	6705056166083	DIDI KHULEKANI	KWATHUNZI NKOTHWENI UNDERBERG KZN	100	1.272	15	127.2	19.08	73.14
KZ436	6705056166083	DIDI KHULEKANI	KWATHUNZI NKOTHWENI UNDERBERG KZN	100	1.272	15	63.6	9.54	73.14
KZ436	3803080282084	MIYA THOROZILE	TRADITIONAL HOUSE	50	1.272	15	63.6	9.54	73.14
KZ436	8201085218085	MAGUBANE SIFISO	AMAKUZA UNDERBERG KZN	50	1.272	15	63.6	9.54	73.14
KZ436	5213250465083	MSIYA MAKHOSAZANA	TRADITIONAL HOUSE	50	1.272	15	63.6	9.54	73.14
KZ436	5004275186085	SHOBA JOHN AMOS	AMAKUZA UNDERBERG KZN	50	1.272	15	63.6	9.54	73.14
KZ436	1303010101013	MAPHANGA M	DWELLING	50	1.272	15	63.6	9.54	73.14
KZ436	741105379080	DLAMINI SIBONGISENI	AMAKUZA UNDERBERG KZN	50	1.272	15	63.6	9.54	73.14
KZ436	2606170123089	TENZA NOPHOSISA	NOMANDLOVU DONNYBROOK IXOPO KZN	50	1.272	15	63.6	9.54	73.14
KZ436	6812050525080	JAMA NOMUSA VERONICA	AMAKUZA UNDERBERG KZN	50	1.272	15	63.6	9.54	73.14
KZ436	7501230647083	MBHELE NOMUZA MUKHE	AMAKUZA UNDERBERG KZN	50	1.272	15	63.6	9.54	73.14
KZ436	8005090690080	TSHEZI NOMBULELO CLAUDELIA	AMAKUZA UNDERBERG KZN	50	1.272	15	63.6	9.54	73.14
KZ436	6905135433088	ZONDI THEMINKOSI JOSEPH	AMAKUZA UNDERBERG KZN	50	1.272	15	63.6	9.54	73.14
KZ436	5707103040080	MAJOLA BUSISWE	MOATSHENI UNDERBERG KZN	50	1.272	15	63.6	9.54	73.14
KZ436	711030455082	MBANJWA FIKILE	QULASHE UNDERBERG KZN	50	1.272	15	63.6	9.54	73.14
KZ436	441020401085	CHIYA THANDEKILE	TRADITIONAL HOUSE	50	1.272	15	63.6	9.54	73.14
KZ436	8003091261080	MSWARA WINILE	QULASHE UNDERBERG KZN	50	1.272	15	63.6	9.54	73.14
KZ436	1303010101013	PHUNGULA A	HOUSE	50	1.272	15	63.6	9.54	73.14
KZ436	6207075539085	NGIDA HENDRY	ENKELEBANTWANA UNDERBERG KZN	50	1.272	15	63.6	9.54	73.14
KZ436	8212055620085	SCSIBO MFANISENI	AMAKUZA UNDERBERG KZN	50	1.272	15	63.6	9.54	73.14
KZ436	8711281162085	MKHIZE BONGEKILE	HLANGANANI S1 IXOPO CIVIC KZN OU	50	1.272	15	63.6	9.54	73.14
KZ436	7112170595082	MADLALA BABONGILE SYLVESTER	HLANGANANI S1 IXOPO CIVIC KZN OU	50	1.272	15	63.6	9.54	73.14
KZ436	5012315643080	MADUNA ZOMUZI	TRADITIONAL HOUSE	50	1.272	15	63.6	9.54	73.14
KZ436	4712285304081	MAKHANYA GCINILALA	TRADITIONAL HOUSE	50	1.272	15	63.6	9.54	73.14
KZ436	4606150919085								

KZ436	8905190818080	KHOZI ZINHLE EUZABETH	HLANGANANI S1 IKOPO KZN OU	50	1.272	15	63.6	9.54	73.14
KZ436	8209265787084	XABA CYRIL MHLONIPHENI	HLANGANANI S1 IKOPO KZN OU	50	1.272	15	63.6	9.54	73.14
KZ436	7508040093084	NCOBENI NOMPULO CYNTHIA	HLANGANANI S1 IKOPO KZN OU	50	1.272	15	63.6	9.54	73.14
KZ436	7309030422084	SIMELANE THEMBI	XOSHEYAKHE ENKELEBANTWANA PMB KZN	50	1.272	15	63.6	9.54	73.14
KZ436	7610110482089	NDLOVU THENJIWE	XOSHEYAKHE ENKELEBANTWANA PMB KZN	50	1.272	15	63.6	9.54	73.14
KZ436	6508225458088	MBANJWA PROTAS	TRADITIONAL HOUSE	50	1.272	15	63.6	9.54	73.14
KZ436	3111110257088	SOSIBO FHLANI	TRADITIONAL HOUSE	50	1.272	15	63.6	9.54	73.14
KZ436	5303050472086	NDLOVU SIBONGILE MOLLY	XOSHEYAKHE ENKELEBANTWANA PMB KZN	50	1.272	15	63.6	9.54	73.14
KZ436	5005290289085	NZIMANDE ZOLUJE	QULASHE UNDERBURG KZN	50	1.272	15	63.6	9.54	73.14
KZ436	1301010101013	KWABELA JABULANI	QUMENI BULWER	50	1.272	15	63.6	9.54	73.14
KZ436	1301010101013	MBHELE SEBENZILE T	NKWEZELA BULWER KZN	50	1.272	15	63.6	9.54	73.14
KZ436	7805205544088	SABELA MALIN	KILMUN S1 UNDERBERG KZN OU	50	1.272	15	63.6	9.54	73.14
KZ436	6503080295089	DLAMINI LINDIWE	TRADITIONAL HOUSE	50	1.272	15	63.6	9.54	73.14
KZ436	6701017229086	MBANJWA MDOBI	KILMUN S1 UNDERBERG KZN OU	50	1.272	15	63.6	9.54	73.14
KZ436	7605170387087	SABELA SITHUMBILE	KILMUN S1 UNDERBERG KZN OU	50	1.272	15	63.6	9.54	73.14
KZ436	1301010101013	SOSIBO VICTUS	HOUSE	50	1.272	15	63.6	9.54	73.14
KZ436	7702010355083	PHUNGULA MARY NOXOLISA	AMAKHUZE UNDERBERG KZN	50	1.272	15	63.6	9.54	73.14
KZ436	9202170946084	MTHEMBU NOZITHEMBISO PEARL	AMAKHUZE UNDERBERG KZN	50	1.272	15	63.6	9.54	73.14
KZ436	6306030371087	MTHEMBU NANA ANNATORIA	AMAKHUZE UNDERBERG KZN	50	1.272	15	63.6	9.54	73.14
KZ436	4611160599080	KHAWULA LCORDA	KILMUN S1 UNDERBERG KZN OU	50	1.272	15	63.6	9.54	73.14
KZ436	4703290506083	MBANJWA DUMAZILE	KILMUN S1 UNDERBERG KZN OU	50	1.272	15	63.6	9.54	73.14
KZ436	5809055362080	MBANJWA TATOKWAKHE	KILMUN S1 UNDERBERG KZN OU	50	1.272	15	63.6	9.54	73.14
KZ436	7211281013087	DLAMINI PRETTY NONHLANHLA	Nkwezela	50	1.272	15	63.6	9.54	73.14
KZ436	7111200389082	MBANJWA LUNGELANI	KILMUN S1 UNDERBERG KZN OU	50	1.272	15	63.6	9.54	73.14
KZ436	6605200272086	XABA ESTER	Brick House	50	1.272	15	63.6	9.54	73.14
KZ436	6304140414087	MFUGENI YOLI	NSIMBINI	50	1.272	15	63.6	9.54	73.14
KZ436	6110170645080	MBANJWA SEBENZANI ZATHA	KILMUN S1 UNDERBERG KZN OU	50	1.272	15	63.6	9.54	73.14
KZ436	5206150564084	SABELA KHUPHUKILE	KILMUN S1 UNDERBERG KZN OU	50	1.272	15	63.6	9.54	73.14
KZ436	7501290641083	SABELA ZANELE	KILMUN S1 UNDERBERG KZN OU	50	1.272	15	63.6	9.54	73.14
KZ436	6802105373081	NTSHIZA HAWULENGWE	KILMUN S1 UNDERBERG KZN OU	50	1.272	15	63.6	9.54	73.14
KZ436	7604290402082	DLAMINI VUMILE	KILMUN S1 UNDERBERG KZN OU	50	1.272	15	63.6	9.54	73.14
KZ436	6706270643089	MBANJWA VUYISILE	KILMUN S1 UNDERBERG KZN OU	50	1.272	15	63.6	9.54	73.14
KZ436	5202030976085	XABA KHESHIWE	KILMUN S1 UNDERBERG KZN OU	50	1.272	15	63.6	9.54	73.14
KZ436	8103051112088	DLAMINI CELIWE	KILMUN S1 UNDERBERG KZN OU	50	1.272	15	63.6	9.54	73.14
KZ436	8402050948082	KHONJWAYO NOMZAMO	KILMUN S1 UNDERBERG KZN OU	50	1.272	15	63.6	9.54	73.14
KZ436	8212021444081	MCWABE LUNGILE	KILMUN S1 UNDERBERG KZN OU	50	1.272	15	63.6	9.54	73.14
KZ436	6905135433088	ZONDI THEMBINKOSI JOSEPH	PHAYINDANE	50	1.272	15	63.6	9.54	73.14
KZ436	4911030672087	DLAMINI THENJIWE ANNATOLIA	PHAYINDANE	50	1.272	15	63.6	9.54	73.14
KZ436	7904080572080	MSIYA NTOMBIFUTHI	TRADITIONAL HOUSE	50	1.272	15	63.6	9.54	73.14
KZ436	4411295223080	MTHEMBU EDGAR	Traditional house	50	1.272	15	63.6	9.54	73.14
KZ436	5012140767088	DLAMINI HLALELENI	PHAYINDANE	50	1.272	15	63.6	9.54	73.14
KZ436	7905205798088	SABELA MADLENWAZI	KILMUN S1 UNDERBERG KZN OU	50	1.272	15	63.6	9.54	73.14
KZ436	6201011726088	PHUNGULA NONTSIKELELO DOMONIGA	PHAYINDANE	50	1.272	15	63.6	9.54	73.14
KZ436	8404060894084	MBANJWA PHILIPINA NTOMBIFIKILE	PHAYINDANE	50	1.272	15	63.6	9.54	73.14
KZ436	8501056120081	SABELA ZIMISE	KILMUN S1 UNDERBERG KZN OU	50	1.272	15	63.6	9.54	73.14
KZ436	4011090345086	MBANJWA BATHINI	PHAYINDANE	50	1.272	15	63.6	9.54	73.14
KZ436	5412145218089	SABELA STAFF MZOFAYO	KILMUN S1 UNDERBERG KZN OU	50	1.272	15	63.6	9.54	73.14
KZ436	4308110336082	MBANJWA SHAINA	KILMUN S1 UNDERBERG KZN OU	50	1.272	15	63.6	9.54	73.14
KZ436	7606255810084	MAICZI BHEKI PROTAS	EMAKHUZENI	50	1.272	15	63.6	9.54	73.14
KZ436	6111050912087	SHEZI THOLWEPHI GLORIA	NSIMBINI	50	1.272	15	63.6	9.54	73.14
KZ436	4209020392083	KHANYILE TAKATILE	KILMUN S1 UNDERBERG KZN OU	50	1.272	15	63.6	9.54	73.14
KZ436	8109150930080	MNGUNI BONAKELE THEMBERILE	AMAKUZA S1 UNDERBERG KZN OU	50	1.272	15	63.6	9.54	73.14
KZ436	7202021000083	DLAMINI MANDISA BEATRICE	AMAKUZA S1 UNDERBERG KZN OU	50	1.272	15	63.6	9.54	73.14
KZ436	9406135733087	NZIMANDE BONGINKOSI	AMAKUZA S1 UNDERBERG KZN OU	50	1.272	15	63.6	9.54	73.14
KZ436	7503095159089	MDLANGATHI SIBONELO PHILLIP	AMAKUZA S1 UNDERBERG KZN OU	50	1.272	15	63.6	9.54	73.14
KZ436	7511300782082	NDLANGISA THANDIKILE CRESCENCIA	AMAKUZA S1 UNDERBERG KZN OU	50	1.272	15	63.6	9.54	73.14
KZ436	7310080487081	SOSIBO LUNGILE CHRISTOPHERAH	PHAYINDANE	50	1.272	15	63.6	9.54	73.14
KZ436	4708250163080	SOSIBO LONTI	PHAYINDANE	50	1.272	15	63.6	9.54	73.14
KZ436	5902030795080	MVELASE FUNEKILE SEPHRONIA	PHAYINDANE	50	1.272	15	63.6	9.54	73.14
KZ436	6501017662082	JILI ERIC SIGWU	TRADITIONAL HOUSE	50	1.272	15	63.6	9.54	73.14
KZ436	6412020334083	MTOLO GLORIA ZWAKALILE	PHAYINDANE	50	1.272	15	63.6	9.54	73.14
KZ436	5807250589085	MNGUNI THEMBENI ANNAMARIA	PHAYINDANE	50	1.272	15	63.6	9.54	73.14
KZ436	5902040942080	DLAMINI SIZENI	PHAYINDANE	50	1.272	15	63.6	9.54	73.14
KZ436	1301010101013	NZIMANDE PRINCESS L	QUMENI BULWER	50	1.272	15	63.6	9.54	73.14
KZ436	2504190123082	CABE PUTELENI	TRADITIONAL HOUSE	50	1.272	15	63.6	9.54	73.14
KZ436	7801165387089	NZIMANDE THULANI	MASHAYILANGA UNDERBERG KZN	50	1.272	15	63.6	9.54	73.14
KZ436	4111080260087	LEHAS NTSOAKE ALOSIA	NKUMBA	50	1.272	15	63.6	9.54	73.14
KZ436	9202061325083	DLAMINI NOMSA	AMAKHUZA S1 UNDERBERG KZN	50	1.272	15	63.6	9.54	73.14
KZ436	8212151350082	MCHUNU DORIS	AMAKHUZA S1 UNDERBERG KZN	50	1.272	15	63.6	9.54	73.14
KZ436	8201012622086	PHUNGULA SIMANGELE FORTUNATE	MASHAYILANGA UNDERBERG KZN	50	1.272	15	63.6	9.54	73.14
KZ436	720305517086	GAMBU KHINIINI	LOW COST HOUSING BULWER KZN	50	1.272	15	63.6	9.54	73.14
KZ436	4606280406083	SOKHELA SHADELENI	SOKHELA LOCATION NEAR SOKHELA PRIMARY	50	1.272	15	63.6	9.54	73.14
KZ436	5711245286080	GWALA FELIX	TRADITIONAL HOUSE	50	1.272	15	63.6	9.54	73.14
KZ436	1301010101013	NLONGWANE P	DWELLING	50	1.272	15	63.6	9.54	73.14
KZ436	5511300900085	NDLANDISA HLEKISILE	QULASHE UNDERBERG KZN	50	1.272	15	63.6	9.54	73.14
KZ436	9109080856081	SOSIBO NOSIPHO GLORIA	AMAKHUZA S1 UNDERBERG KZN	50	1.272	15	63.6	9.54	73.14
KZ436	7709060200085	DLAMINI MBHEKISENI ZIPI	AMAKHUZA S1 UNDERBERG KZN	50	1.272	15	63.6	9.54	73.14
KZ436	7801075548083	DLANGISA ZIBONELE NHLANHLA	AMAKHUZA S1 UNDERBERG KZN	50	1.272	15	63.6	9.54	73.14
KZ436	8403161179081	JACA NOKUPHIWA	AMAKHUZA S1 UNDERBERG KZN	50	1.272	15	63.6	9.54	73.14
KZ436	479015582085	NZIMANDE THEMBIKOSI	QULASHE UNDERBURG KZN	50	1.272	15	63.6	9.54	73.14
KZ436	7002100485084	SOSIBO TUTU MAVIS	QULASHE UNDERBERG KZN	50	1.272	15	63.6	9.54	73.14
KZ436	8209055538085	NZIMANDE VUKANI DERRICK	NOMHOJANA UNDERBERG KZN	50	1.272	15	63.6	9.54	73.14
KZ436	7907055883085	MNGUNI SIKHUMBIZO	TRADITIONAL HOUSE	50	1.272	15	63.6	9.54	73.14
KZ436	4307043040086	MBHELE THEMENI	QULASHE UNDERBURG KZN	50	1.272	15	63.6	9.54	73.14
KZ436	4804120608089	MJWARA MAVIS	EHLABENI BULWER KZN	50	1.272	15	63.6	9.54	73.14
KZ436	5208220478089	DLAMINI NELISILE	QULASHE UNDERBURG KZN	50	1.272	15	63.6	9.54	73.14
KZ436	7210085480083	PHUNGULA ADRIEAS	NKWEZELA	50	1.272	15	63.6	9.54	73.14
KZ436	6708135325084	CHILIZA NDABINGHEHELE MOSES	AMAKHUZA S1 UNDERBERG KZN	50	1.272	15	63.6	9.54	73.14
KZ436	9501040485086	MTOLO NOKULUNGA CAMSILE	AMAKHUZA UNDERBURG KZN	50	1.272	15	63.6	9.54	73.14
KZ436	7601018330082	SHOBA MUFANUVELE SINTOHI	AMAKHUZA S1 UNDERBERG KZN	50	1.272	15	63.6	9.54	73.14
KZ436	7509231425086	BUTHELEZI ELIZABETH NOBUHLE	TRADITIONAL HOUSE	50	1.272	15	63.6	9.54	73.14
KZ436	5812166055080	MIYA PAULOS	AMAKHUZA UNDERBURG KZN	50	1.272	15	63.6	9.54	73.14
KZ436	8707041242084	KHAWULA DOLLY ZAMISILE	QULASHE UNDERBURG KZN	50	1.272	15	63.6	9.54	73.14
KZ436	6705270257080	MTOLO ZIBUYILE	EHLABENI BULWER KZN	50	1.272	15	63.6	9.54	73.14
KZ436	8608035932088	JAMA BEATUS BONGANI	AMAKHUZA UNDERBURG KZN	50	1.272	15	63.6	9.54	73.14
KZ436	4710040579088	MTHEMBU THEMBEKILE PHILIPINA	AMAKHUZA S1 UNDERBERG KZN	50	1.272	15	63.6	9.54	73.14
KZ436	8704291120086	SOSIBO ZINHLE	SANDANZWENI S1 RICHMOND KZN OU	50	1.272	15	63.6	9.54	73.14
KZ436	5805010442083	MBHELE NQUPHU BAKHONZILE	TRADITIONAL HOUSE	50	1.272	15	63.6	9.54	73.14
KZ436	6112165562080	DLAMINI MAKHOSONKE	EHLABENI BULWER KZN	50	1.272	15	63.6	9.54	73.14
KZ436	5802200452088	ZACA CASHELENI GETRUEDE	AMAKHUZA S1 UNDERBERG KZN	50	1.272	15	63.6	9.54	73.14
KZ436	9201045465080	MTOLO XOLANI	AMAKHUZA UNDERBURG KZN	50	1.272				

KZ436	2601012275080	PHUNGULA ZIBANA	AMAKUZA UNDERBURG KZN	50	1.272	15	63.6	9.54	73.14
KZ436	8402151275088	MBATHA SLINDILE	QULASHE UNDERBURG KZN	50	1.272	15	63.6	9.54	73.14
KZ436	5811365778080	DLAMINI MVUMELENI	Traditional	50	1.272	15	63.6	9.54	73.14
KZ436	7804275439089	MIYA MZWANDILE	TRADITIONAL HOUSE	50	1.272	15	63.6	9.54	73.14
KZ436	5702270471085	MDLADLA DANISILE	Traditional house	50	1.272	15	63.6	9.54	73.14
KZ436	6609195355088	DLAMINI LINDUYISE BEATUS	EHLABENI BULWER KZN	50	1.272	15	63.6	9.54	73.14
KZ436	5805100878088	NXELE PHETHENI	XOSHEYAKHE ENKELEBANTWANA PMB KZN	50	1.272	15	63.6	9.54	73.14
KZ436	7205035687084	MBANJWA MZONGADI	QULASHE UNDERBURG KZN	50	1.272	15	63.6	9.54	73.14
KZ436	7811280690887	RADEBE NOXOLE	QULASHE UNDERBURG KZN	50	1.272	15	63.6	9.54	73.14
KZ436	5301090492080	MNCWABE BUVISILE NNATOLLA	XOSHEYAKHE ENKELEBANTWANA PMB KZN	50	1.272	15	63.6	9.54	73.14
KZ436	5212180311080	ZONDI MAVIS HAWUKILE	AMAKUZA UNDERBURG KZN	50	1.272	15	63.6	9.54	73.14
KZ436	4407240126089	DLAMINI MAKOSAZANE	MAHWAQA UNDERBURG KZN	50	1.272	15	63.6	9.54	73.14
KZ436	5312170551083	MTOLO THEMBSILE ELIZABETH	AMAKUZA UNDERBURG KZN	50	1.272	15	63.6	9.54	73.14
KZ436	6807125985087	MBANJWA UNGAPHIKINAYE	AMAKHUZE UNDERBURG KZN	50	1.272	15	63.6	9.54	73.14
KZ436	7806240242082	BHENGU THOUSILE KESLO	AMAKHUZE UNDERBURG KZN	50	1.272	15	63.6	9.54	73.14
KZ436	5808105466089	TSHEZI DOMPAS VINCENT	AMAKUZA UNDERBURG KZN	50	1.272	15	63.6	9.54	73.14
KZ436	8510210891081	MKIZE EUNICE	HLANGANANI S1 IXOPO KZN OU	50	1.272	15	63.6	9.54	73.14
KZ436	4706050551082	SHABALALA THOKO GRIGORIA	EHLABENI BULWER KZN	50	1.272	15	63.6	9.54	73.14
KZ436	7901080704085	JAMA ANACLETA NTOMBIFIKILE	AMAKUZA UNDERBURG KZN	50	1.272	15	63.6	9.54	73.14
KZ436	8503010377088	MNGUNI PHUMJULILE	AMAKUZA UNDERBURG KZN	50	1.272	15	63.6	9.54	73.14
KZ436	8210141054087	CHIYA EUNICE ZIBUYILE	AMAKUZA UNDERBURG KZN	50	1.272	15	63.6	9.54	73.14
KZ436	8302220532081	MAMPELE NTOMBKHAYA MARIET	AMAKUZA UNDERBURG KZN	50	1.272	15	63.6	9.54	73.14
KZ436	5801260813080	MTHEMBU THOKO MAUREEN	EHLABENI BULWER KZN	50	1.272	15	63.6	9.54	73.14
KZ436	6507270318080	ZULU MILDREDS NOMFUNDO	TRADITIONAL HOUSE	50	1.272	15	63.6	9.54	73.14
KZ436	6408060282083	KUNENE ZIKHIPHE GERTRUDE	EHLABENI BULWER KZN	50	1.272	15	63.6	9.54	73.14
KZ436	4803025300088	NDABA QUKHU VITALIS	AMAKUZA UNDERBURG KZN	50	1.272	15	63.6	9.54	73.14
KZ436	5210025502089	MANDALI PHUTHUMANI	AMAKHUZE UNDERBURG KZN	50	1.272	15	63.6	9.54	73.14
KZ436	5507295697089	MOTKOUNG CALTON MFANYANA	MQATSHENI UNDERBURG KZN	50	1.272	15	63.6	9.54	73.14
KZ436	5410295500082	RADEBE BHEKEZAKHE	TRADITIONAL HOUSE	50	1.272	15	63.6	9.54	73.14
KZ436	7809210693089	KESWA MILDRED FISANI	HLANGANANI S1 IXOPO KZN OU	50	1.272	15	63.6	9.54	73.14
KZ436	8110201049086	SHOBA BABHEKILE	AMAKHUZE UNDERBURG KZN	50	1.272	15	63.6	9.54	73.14
KZ436	7802140941081	NGUBO GREYS GETHY	EHLABENI BULWER KZN	50	1.272	15	63.6	9.54	73.14
KZ436	7006080458080	PHUNGULA ZIMEPHI PAULINA	AMAKUZA UNDERBURG KZN	50	1.272	15	63.6	9.54	73.14
KZ436	8105205901084	KHUBONI XOLANI	AMAKUZA UNDERBURG KZN	50	1.272	15	63.6	9.54	73.14
KZ436	6712210293084	SOSIBO BUSELAPHI FLORENCE	AMAKHUZE UNDERBURG KZN	50	1.272	15	63.6	9.54	73.14
KZ436	7001012035086	BENGU BUSELAPHI AGNES	AMAKUZA UNDERBURG KZN	50	1.272	15	63.6	9.54	73.14
KZ436	6805250817083	MNGUNI KONZENI CONSTANCE	MQATSHENI UNDERBURG KZN	50	1.272	15	63.6	9.54	73.14
KZ436	6706076053087	DUMA JOSEPH	AMAKUZA UNDERBURG KZN	50	1.272	15	63.6	9.54	73.14
KZ436	4908040592081	MILTWA DOLI BACUPHILE	AMAKUZA UNDERBURG KZN	50	1.272	15	63.6	9.54	73.14
KZ436	5109060516089	SHOZI LETTICIA	TRADITIONAL HOUSE	50	1.272	15	63.6	9.54	73.14
KZ436	8607211031088	MTOLO THOBILE	AMAKHUZE UNDERBURG KZN	50	1.272	15	63.6	9.54	73.14
KZ436	5010160197087	BEKWA BONANGANI	TRADITIONAL HOUSE	50	1.272	15	63.6	9.54	73.14
KZ436	4904195703086	PHUNGULA VALELENI	AMAKUZA UNDERBURG KZN	50	1.272	15	63.6	9.54	73.14
KZ436	5810165437085	DLAMINI GULUVA THOMAS	AMAKUZA UNDERBURG KZN	50	1.272	15	63.6	9.54	73.14
KZ436	4406230315085	NDLOVU NOMAGLUGU UNICE	XOSHEYAKHE ENKELEBANTWANA PMB KZN	50	1.272	15	63.6	9.54	73.14
KZ436	5710150740057	MAGOSO THDKO	XOSHEYAKHE ENKELEBANTWANA PMB KZN	50	1.272	15	63.6	9.54	73.14
KZ436	8011145479084	JILI FARAI	DAYISABULWERKZN	50	1.272	15	63.6	9.54	73.14
KZ436	6706125683082	LUKHQZI SIBIZANI	XOSHEYAKHE ENKELEBANTWANA PMB KZN	50	1.272	15	63.6	9.54	73.14
KZ436	4612150474086	MBOKAZI SABIHILE	STEPMORE	50	1.272	15	63.6	9.54	73.14
KZ436	8501281178086	MWARA DORIS ZANDILE	MQATSHENI UNDERBURG KZN OU	50	1.272	15	63.6	9.54	73.14
KZ436	7505060473080	MNGUNI VICTORIA PHILISWE	AMAKHUZE UNDERBURG KZN	50	1.272	15	63.6	9.54	73.14
KZ436	4601170520085	MWARA SANAH	AMAKUZA UNDERBURG KZN	50	1.272	15	63.6	9.54	73.14
KZ436	8005016041080	PHOSWA XOLANI NICHOLAS	AMAKUZA UNDERBURG KZN	50	1.272	15	63.6	9.54	73.14
KZ436	6708050812082	MEMELA NTOMBIFIKILE	MQATSHENI UNDERBURG KZN	50	1.272	15	63.6	9.54	73.14
KZ436	7009180478087	KHWELA VUYISWA IVY	EHLABENI BULWER KZN	50	1.272	15	63.6	9.54	73.14
KZ436	7604305607089	MNGUNI THOMAS ZWENGANI	AMAKHUZE UNDERBURG KZN	50	1.272	15	63.6	9.54	73.14
KZ436	6907080365083	MNGUNI ZIKHESHILE GLADYS	AMAKHUZE UNDERBURG KZN	50	1.272	15	63.6	9.54	73.14
KZ436	6305015958080	DLAMINI SIPHO MQABULENI	EHLABENI BULWER KZN	50	1.272	15	63.6	9.54	73.14
KZ436	6305015958080	DLAMINI SIPHO MQABULENI	EHLABENI BULWER KZN	50	1.272	15	63.6	9.54	73.14
KZ436	4212150268085	XABA MPISHO	TRADITIONAL HOUSE	50	1.272	15	63.6	9.54	73.14
KZ436	8505260416086	GAMBU ZAMA EUNICE	EHLABENI BULWER KZN	50	1.272	15	63.6	9.54	73.14
KZ436	880926073080	MWARA NELISILE	MQATSHENI UNDERBURG KZN	50	1.272	15	63.6	9.54	73.14
KZ436	1710110094085	ZONDI NOMSEBENZI	MQATSHENI UNDERBURG KZN	50	1.272	15	63.6	9.54	73.14
KZ436	8907255637082	DLAMINI DUMISANI	QULASHE UNDERBURG KZN	50	1.272	15	63.6	9.54	73.14
KZ436	1301010101013	NDLOVU M	HOUSE	50	1.272	15	63.6	9.54	73.14
KZ436	5002270843082	GAMBU PHAKETHE GERTRUDE	EHLABENI BULWER KZN	50	1.272	15	63.6	9.54	73.14
KZ436	3808100346082	MAGWENYANE LANDIWE	TRADITIONAL HOUSE	50	1.272	15	63.6	9.54	73.14
KZ436	5812151044081	NDHLOVI REGINAH BOTSI	MQATSHENI UNDERBURG KZN	50	1.272	15	63.6	9.54	73.14
KZ436	4006100331084	NGCOSO NOMAPULASI	EHLABENI BULWER KZN	50	1.272	15	63.6	9.54	73.14
KZ436	8510030842082	ZONDI BONISILE	XOSHEYAKHE ENKELEBANTWANA PMB KZN	50	1.272	15	63.6	9.54	73.14
KZ436	4711180438085	BENGU THEMENI GIRRIE	MQATSHENI UNDERBURG KZN	50	1.272	15	63.6	9.54	73.14
KZ436	6512290468081	KGCEMU GETRUDE	MQATSHENI UNDERBURG KZN	50	1.272	15	63.6	9.54	73.14
KZ436	6008290388080	JACA NTOMBIFUTHI	EHLABENI BULWER KZN	50	1.272	15	63.6	9.54	73.14
KZ436	5311035714084	MEMELA MUZIWANELE DENNIS	AMAKHUZE UNDERBURG KZN	50	1.272	15	63.6	9.54	73.14
KZ436	8110020421086	MEMELA ZINHLA ANNA	NKWEZELA BULWER KZN	50	1.272	15	63.6	9.54	73.14
KZ436	5409190548089	DLAMINI NOMALOLI MFUSHANE	AMAKHUZE UNDERBURG KZN	50	1.272	15	63.6	9.54	73.14
KZ436	8004095375089	NZIMANDE THOMAS SIYABONGA	AMAKHUZE UNDERBURG KZN	50	1.272	15	63.6	9.54	73.14
KZ436	7803260269089	NZIMANDE BONGEKILE GRACE CYNTHIA	NKUMBA	50	1.272	15	63.6	9.54	73.14
KZ436	7402280377087	NSINDANE OHAMUKILE	NOMHOJANA UNDERBERG KZN	50	1.272	15	63.6	9.54	73.14
KZ436	5108260385089	DLAMINI LUNALE	BHIDLA BULWER KZN	50	1.272	15	63.6	9.54	73.14
KZ436	5205210567087	MNCWABE THOKOZILE	EHLABENI BULWER KZN	50	1.272	15	63.6	9.54	73.14
KZ436	6506031194087	NGUBO NELISWE IVY	EHLABENI BULWER KZN	50	1.272	15	63.6	9.54	73.14
KZ436	4302075393088	KHUBONE VEZUMUSA	TRADITIONAL HOUSE	50	1.272	15	63.6	9.54	73.14
KZ436	6403300403086	DLAMINI BAXOLULE	EHLABENI BULWER KZN	50	1.272	15	63.6	9.54	73.14

APRIL 2021 DEBTORS AND REVENUE MANAGEMENT REPORT

1. **AUTHOR** Chief Financial Officer

1ST LEVEL : MANCO

2ND LEVEL : FINANCE COMMITTEE

3RD LEVEL : EXCO

4TH LEVEL : COUNCIL

2. **PURPOSE:**

To report to the Committee and Council on the revenue and debtors' management.

3. **LEGAL/STATUTORY REQUIREMENTS:**

- MFMA Act No.56 of 2003
- Credit control and debt collection policy

4. **BACKGROUND AND REASONING:**

Dr Nkosazana Dlamini Zuma Municipality council must ensure that all money which is due and payable to the council is collected and for this purpose has adopted the credit control policy and debt collected policy consistent with its tariffs and complying with the provisions of the relevant legislation.

5. **ANNEXURES**

5.1 Age Analysis

5.2 Debt Collection and data cleansing

5.3 Revenue Enhancement Strategy

6. **FINANCIAL IMPLICATIONS:**

- Interest is added to all outstanding debtors.
- The Municipality has budgeted for the provision of bad debt.

7. **RECOMMENDATION:**

That this report be noted by the Committees and Council.

REPORT ON DEBTORS AGE ANALYSIS**APRIL 2021**

Debtors' balance as at	Amount
Dr Nkosazana Dlamini Zuma Municipality - July 2020	R62 914 128,06
Dr Nkosazana Dlamini Zuma Municipality - August 2020	R65 019 836,05
Dr Nkosazana Dlamini Zuma Municipality - September 2020	R66 274 889,28
Dr Nkosazana Dlamini Zuma Municipality - October 2020	R67 079 908,68
Dr Nkosazana Dlamini Zuma Municipality - November 2020	R68 451 238,09
Dr Nkosazana Dlamini Zuma Municipality – December 2020	R65 485 470,67
Dr Nkosazana Dlamini Zuma Municipality – January 2021	R67 618 533,54
Dr Nkosazana Dlamini Zuma Municipality – February 2021	R68 904 081,46
Dr Nkosazana Dlamini Zuma Municipality – March 2021	R68 683 740,05
Dr Nkosazana Dlamini Zuma Municipality – April 2021	R69 811 310,13

Analysis of gross debt balance	Amount
Provincial government debt steering committee	20 562 617,71
Debt not overdue (current period billing)	4 999 110,84
Data cleansing, letters of demand (initial and final)	35 316 517,00
Municipal debt arrangements	2 276 426,65
Handed over for recovery and litigation (Attorneys)	6 656 638,15
Total	R69 811 310,13

REPORT ON INDIGENT MANAGEMENT**APRIL 2021**

Period	Number of indigents beneficiaries for the period	Amount paid by municipality for the period
Dr NDZLM - July 2020	1 510 Beneficiaries	R104 422,93
Dr NDZLM - August 2020	1 506 Beneficiaries	R111 050,03
Dr NDZLM - September 2020	1 490 Beneficiaries	R110 527,71
Dr NDZLM - October 2020	1 441 Beneficiaries	R109 263,85
Dr NDZLM - November 2020	1 398 Beneficiaries	R105 914,03
Dr NDZLM - December 2020	1500 Beneficiaries	R110 002,00

Dr NDZLM - January 2021	1501 Beneficiaries	R110 131,29
Dr NDZLM - February 2021	1391 Beneficiaries	R103 520,90
Dr NDZLM - March 2021	1392 Beneficiaries	R102 103,44
Dr NDZLM – April 2021	1397 Beneficiaries	R102 292,09
TOTAL		R963 314,24

REPORT ON TRAFFIC FINES

APRIL 2021

MONTHS	AMOUNT FOR NOTICES ISSUED	AMOUNT RECEIVED
Dr Nkosazana Dlamini Zuma Municipality July 2020	R125 850.00	R5 450.00
Dr Nkosazana Dlamini Zuma Municipality August 2020	R81 020.00	R11 300,00
Dr Nkosazana Dlamini Zuma Municipality September 2020	R57 600.00	R5 700,00
Dr Nkosazana Dlamini Zuma Municipality October 2020	R124 751.00	R9 640.00
Dr Nkosazana Dlamini Zuma Municipality November 2020	R 61 500.00	R5 700.00
Dr Nkosazana Dlamini Zuma Municipality December 2020	R107 170.00	R5 345.00
Dr Nkosazana Dlamini Zuma Municipality – January 2021	R3 400.00	R2 800,00
Dr Nkosazana Dlamini Zuma Municipality – February 2021	R15 550.00	R7 540.00
Dr Nkosazana Dlamini Zuma Municipality – March 2021	R37 850.00	R5 700.00
Dr Nkosazana Dlamini Zuma Municipality – April 2021	-	R2 100.00
TOTAL	R614 691,00	R61 275.00

REPORT ON ANIMAL POUNDS**APRIL 2021**

MONTHS	HIMEVILLE ANIMAL POUND	CREIGHTON ANIMAL POUND	TOTAL
Dr NDZLM – July 2020	R2 655.00	R1 000.00	R3 655.00
Dr NDZLM – August 2020	R2 050.00	R1 250.00	R3 300.00
Dr NDZLM – September 2020	R18 961.00	R4 519.00	R23 480.00
Dr NDZLM – October 2020	R25 150.00	R9 760.00	R34 910.00
Dr NDZLM – November 2020	R4 020.00	R10 650.00	R14 670.00
Dr NDZLM – December 2020	R0.00	R900.00	R900.00
Dr NDZLM – January 2021	R200.00	R0.00	R200.00
Dr NDZLM – February 2021	R2 343.00	R2 100.00	R4 443.00
Dr NDZLM – March 2021	R30 613.00	R15 241.00	R45 854.00
Dr NDZLM – April 2021	R8 249.00	R7 480.00	R15 909,00
TOTAL	94 241,00	48 381,00	147 321,00

REPORT ON DATA CLEANSING**APRIL 2021**

MONTHS	Details of data cleansing exercises performed
July 2020	0 BJ 4 TJ (Transfer transactions CoO) 20 queries via email and attended to 4 Change of Ownership processed No General Valuation updates performed 3 General information updates 6 Pension rebates processed 1 Manual Rates Clearance Certificate requested
August 2020	Due to information systems challenges experienced no data cleansing/ updating could be performed.
September 2020	Due to information systems challenges experienced no data cleansing/ updating could be performed.
October 2020	6 BJ 5 TJ (Transfer transactions CoO) 20 queries via email and attended to 6 Change of Ownership processed 1 General Valuation updates performed

	<p>15 General information updates 3 Pension rebates processed 1 Public benefit organisation rebates processed 2 Tourism rebates processed No manual Rates Clearance Certificate requested</p>
November 2020	<p>4 BJ 1 TJ + 100 Transfer transactions CoO) 10 queries via email and attended to 100 Change of Ownership processed 1 General Valuation updates performed 6 General information updates 1 Pension rebates processed 1 Tourism rebates processed No manual Rates Clearance Certificate requested</p>
December 2020	<p>12 BJ 5 TJ + 1 transfer transactions CoO) 10 queries via email and attended to 1 Change of Ownership processed 1 General Valuation updates performed 6 General information updates 1 Pension rebates processed 1 Public benefit organisation 2 Tourism rebates processed No manual Rates Clearance Certificate requested</p>
January 2021	<p>0 BJ 3TJ + 10 transfer transactions CoO) 8 queries via email and attended to 10 Change of Ownership processed No General Valuation updates performed 5 General information updates No pension rebates processed No public benefit organisation No tourism rebates processed No manual Rates Clearance Certificate requested</p>
February 2021	<p>0 BJ 3TJ + 10 transfer transactions CoO) 36 queries via email and attended to 2 Change of Ownership processed 4 General Valuation updates performed 5 General information updates No pension rebates processed No public benefit organisation No tourism rebates processed 1 manual Rates Clearance Certificate requested</p>
March 2021	<p>6 BJ 3TJ + 43 transfer transactions CoO) 14 queries via email and attended to 2 Change of Ownership processed</p>

	43 General Valuation updates performed 1 General information updates No pension rebates processed No public benefit organisation No tourism rebates processed 1 manual Rates Clearance Certificate requested
April 2021	21 BJ 6TJ + 41 transfer transactions (CoO) 12 queries via email and attended to 91 Emailed invoices 31 Change of Ownership processed 11 General Valuation updates performed 8 General information updates No pension rebates processed No public benefit organisation No tourism rebates processed 0 manual Rates Clearance Certificate requested

REPORT ON QUERIES (CUSTOMER CARE)

APRIL 2021

MONTHS	NUMBER OF QUERIES RECEIVED	NUMBER OF QUERIES RESOLVED
Dr Nkosazana Dlamini Zuma Municipality July 2020	47 RCC applications	25 RCC issued
Dr Nkosazana Dlamini Zuma Municipality August 2020	27 RCC applications	15 RCC issued
Dr Nkosazana Dlamini Zuma Municipality September 2020	44 RCC applications	10 RCC issued
Dr Nkosazana Dlamini Zuma Municipality October 2020	15 RCC applications	22 RCC issued
Dr Nkosazana Dlamini Zuma Municipality November 2020	4 RCC applications	50 RCC issued
Dr Nkosazana Dlamini Zuma Municipality December 2020	10 RCC applications	11 RCC issued
Dr Nkosazana Dlamini Zuma Municipality January 2021	16 RCC applications	10 RCC issued
Dr Nkosazana Dlamini Zuma Municipality February 2021	20 RCC applications	26 RCC issued
Dr Nkosazana Dlamini Zuma Municipality March 2021	14 RCC applications	21 RCC issued
Dr Nkosazana Dlamini Zuma Municipality April 2021	22 RCC applications	21 RCC issued

ANNEXURE 5.2 - REPORT ON COLLECTION RATE

Category	Nov-20		Dec-20		Jan-21		Feb-21		Mar-21		Apr-21	
	Received	Raised	Received	Raised	Received	Raised	Received	Raised	Received	Raised	Received	Raised
RAT01	758 786,09	-443 602,63	758 169,72	-592 500,46	754 509,06	-501 740,27	764 352,05	-699 510,86	771 585,84	-1 365 178,53	881 099,55	-779 921,66
RAT02	533 289,09	-339 417,69	532 591,43	-618 097,60	534 897,92	-335 318,25	537 488,15	-362 101,35	533 728,33	-853 077,73	395 451,29	-294 972,64
RAT03	823 702,01	-720 425,65	861 448,86	-755 297,33	829 528,33	-487 896,54	792 311,32	-827 684,13	827 599,55	-873 817,65	831 626,30	-696 127,95
RAT04	825 297,37	-475 761,00	807 655,35	-2 483 919,59	814 653,00	-171 361,40	818 126,28	-517 797,75	824 962,75	-175 908,49	832 027,61	-172 941,55
RAT05	200,92	-0,08	200,92	-0,04	200,92	-0,04	200,92	-0,04	199,40	-12 568,31	74,15	-0,04
RAT06	-	-	-	-	-	-	-	-	-	-	-	-
RAT08	229 505,86	-97 733,62	-189 805,63	31 487,59	220 316,41	-75 119,05	221 959,71	-108 983,76	222 243,84	-248 698,58	219 381,45	-292 979,90
RAT10	87 073,87	-42 365,81	87 533,66	-45 879,28	87 994,64	-41 991,49	88 375,08	-48 884,39	88 801,71	-51 763,87	89 276,82	-37 119,18
RAT11	2 028,84	0,00	2 028,84	0,00	2 028,84	0,00	2 028,84	0,00	2 028,84	-8 130,34	2 028,84	-4 065,17
RAT12	159 846,69	-94 412,81	160 201,79	-87 966,09	161 024,89	-77 531,30	161 091,95	-154 190,60	161 899,73	-116 815,52	173 471,03	-77 342,23
REFUSE	309 859,14	-205 808,16	302 422,93	-210 460,10	306 762,51	-221 183,74	307 463,44	-219 177,83	305 592,24	-354 082,07	306 679,65	-280 513,38
VAT	44 718,31	-29 959,53	44 743,65	-32 011,26	44 639,35	-33 000,65	44 728,75	-32 422,79	44 633,14	-48 092,11	44 655,81	-41 030,05
RENT	14 702,49	-5 118,05	14 702,49	-5 118,92	14 702,49	-10 236,10	20 588,25	-5 118,05	64 314,23	265 812,19	64 314,23	-3 060,87
VAT	2 205,37	-767,71	2 205,37	-767,84	2 205,37	-1 535,42	2 205,37	-767,71	9 647,14	39 245,68	9 647,14	-459,13
SUNDRIES	44 528,52	-3 060,87	60 046,59	-3 060,87	49 611,74	-3 060,87	49 611,74	-7 234,82	0,00	-276 078,11	0,00	0,00
VAT	6 679,28	-459,13	7 441,77	-459,13	7 441,77	-459,13	7 441,77	-459,13	0,00	-40 472,51	0,00	0,00
Total Incl	3 842 423,85	-2 458 892,74	3 451 667,74	-4 804 060,82	3 830 717,24	-1 960 434,25	3 817 973,62	-2 984 333,21	3 857 196,74	-4 119 645,95	3 847 899,69	-2 678 699,57
Total VAT	53 602,96	-31 186,37	54 390,79	-33 238,23	54 286,49	-34 995,20	54 375,89	-33 649,63	54 280,28	-49 318,94	54 302,95	-41 489,18
Total Excl	820,89	-2 427 706,37	3 397 196,95	-4 770 812,59	3 776 430,75	-1 925 439,05	3 763 597,73	-2 960 683,58	3 802 916,46	-4 070 327,01	3 793 596,74	-2 637 210,39
Total Rates	3 419 730,74	-2 213 719,29	3 020 024,94	-4 562 172,70	3 405 354,01	-1 690 988,34	3 385 934,30	-2 719 152,88	3 433 009,99	-3 705 979,02	3 422 602,86	-2 353 636,14
Total Services	422 693,11	-245 173,45	431 562,80	-251 878,12	426 363,23	-269 476,91	432 039,32	-265 180,33	424 186,75	-413 666,93	425 296,83	-325 063,43
Total Excl	369 090,15	-213 987,08	377 172,01	-218 639,89	371 076,74	-234 480,71	377 663,43	-231 530,70	369 906,47	-364 347,99	370 993,88	-283 574,25
Opening Balance	67 079 908,68		68 451 238,09		65 485 470,67		67 618 533,54		67 618 533,54		68 904 081,46	
Closing Balance	68 451 238,09		65 485 470,67		67 618 533,54		68 904 081,46		68 904 081,46		69 783 859,26	
Collection Rates	65%		83%		78%		76%		80%		73%	

REPORT ON DEBT COLLECTION**APRIL 2021**

- The debtors' book has increased in the month of April 2021 by 1,6% to R69 811 310,13 with the debtor collection rate to billed revenue at 73% for the current year, down 7% from prior period.
- An amount of R102 292,09 was paid for free basic electricity in aid of 1392 beneficiaries for month of April 2021 and R963 314,24 from July 2020 to date.
- Traffic fines debtors remain a concern, improved collection strategies are being implemented. An amount of R61 275.00 has been collected to date with R614 691.00 traffic notices issued.
- Revenue and debt collection unit has noted that more people are paying for their accounts since a dual collection strategy has been implemented (debt collection process is done both inhouse and supplemented by legal attorneys).



Main Street
Creighton, 3263

P.O Box 62

Creighton 3263

Phone: +27 39 833 1038

Fax: +27 39 833 1179

Email: mailbox@ndz.gov.za

www.ndz.gov.za

A Better Place for All

30 APRIL 2021

5.2 DEBT COLLECTION REPORT

Monthly payments arrangements report April 2021

Account	Name	Payment	Comment
58838	PN Moholi	1 000.00	Up-to-date
30966	Eric M Jili	1 000.00	Up-to-date
64039	NP Luzulane	1 000.00	Up-to-date
25065	SE Maphanga	1 000.00	Up-to-date
46930	A Bungane	1 000.00	One month behind, to follow up with customer
30056293	BT Meiklejohn	2 146.80	Up-to-date
173375	SW&A Pienaar	3 865.33	Up-to-date
115045	Swabkillcran	3 374.68	Up-to-date
102215	Prior & Pitman	-	One month behind, to follow up with customer
11 accounts	Bier industries	26 000.00	Up-to-date
254575	Mrs TMA Delport	3 000.00	Up-to-date

Collection Plan in month of April 2021.

- Site visits were done for all commercial properties with outstanding balance. The following were performed:
 - Letter of demand and final letters will be delivered to customers.
 - Data cleansing exercises are also performed to obtain the most up to date customer information e.g. contact number, email etc.
 - customers are sensitised about municipal credit control and collection processes and the ramification of non-compliance
 - Customers are sensitised about the multiple payment options available and the multiple pay points on offer.
- Customers currently negotiating payment arrangement.

Account	Name	Total outstanding
102215	Prior& Pitman	113 908.82
262195	GRP Moor	184 199.71
165795	DB May	136 059.71
173265	Serendipity	302 028.31
173575	Basic Blue	152 436.47
21775	Devberg investment cc	68 846.41
131765	Gramoney	269 398.04
123775	Houston store	493 230.86
97485	Bateman	146 551.76
61232	Glendy land trust	250 748.81
62381	Glendy land trust	159 017.75
Total		2 276 426,65

Returned post and customer with no payment on account since change of ownership

- For the month of April 11 customer contact information such as contact number, email and postal we update on Samras.
- 16 customers with no payment on account, postal, contact number and email were updated. 16 Customers and their accounts also added to monthly emailing of statement.

Government debt Report

- Department of Public Works (provincial) - Most of the arrears balances from Provincial works are from section 14 school, school with no lease agreement. We were advised that for schools with no lease agreement, the debt is to be followed up with the owner of properties.
 - Annual invoices have been prepared and submitted to Provincial Public works, currently waiting for payments.
 - 17 properties have been identified as of Provincial Public works.
 - Public works will send one of their official to do a physical verification to find out what properties are being used for e.g. School, clinic etc
- Department of Rural development and Lands reform - a meeting was held with the department and Cogta. A resolution was taken regarding the outstanding debt to prepare and submit all invoices within the month of Sept 2020 to fast track payment process:
 - 15 invoices have been forwarded to the department of land affairs for payment;
 - All 15 accounts have been paid.
- Department of Public Works(national) - 5 properties have been verified as of National Public works properties with a total outstanding Balance of R938 726.00,
 - Invoice and recon of accounts will be prepared and submitted to national Public works for payments.
 - Invoices have been submitted to National Public Works.
 - Currently waiting for payments for the invoices submitted.
 - Payment of R28 026.03 was paid in the month of April 2021.

0000110

- Department of Water and Sanitation - 10 Properties have been verified as of Water and Sanitation, Cogta is assisting us with the contact person regarding recons and submission of invoices.

Progress report on handed over accounts

Legal attorneys responsible	Amount outstanding	Status
Matthew Francis Inc	3 306 836,92	Meeting with attorney, 30 April 2021, detailed status of 16 outstanding files are detailed below.
MC Nishalintshali Attorneys	3 349 801,23	Meeting with attorney, Accounts handed over end of April 2021
Total	6 656 638,15	

Mathew Francis Inc					
Municipal Account	Property Description	EMAIL ADDRESS	STATUS	HANDOVER AMOUNT	
18745	Underberg 123 PTN 1	pregasen@tanglefoot.co.za	Negotiations failed; part payment received; summons drafted & sent to Regional Court for issuing	322 190,93	
107105	Goxhill Farm	rickjames@telkomsa.net	Kindly let us have the updated statement.	220 364,35	
30058295	Underberg ERF 13 PTN 4	austin.hlongwane@stucky.co.za	We have contacted our correspondent attorney who advised that they will let us have a copy of the return of service by no later than 7 May 2021.	901 315,61	
131705	FP 168 ERF 8536	shandrepitout@gmail.com	Debtor has started making payments. First payment Was made in March for R 51 000. An AOD will be sent to the debtor for signature by the close of Business 6 May 2021.	167 845,96	
115265	FP 249 ERF 10074	dvh@esneil.co.za	We have contacted our correspondent attorney who advised that they will let us have a copy of the Return of service by no later than 7 May 2021.	103 963,92	
128445	Farm FP 78 No.7821	hestersadie@mweb.co.za	We have contacted our correspondent attorney who advised that they will let us have a copy of the Issued summons.	392 695,22	

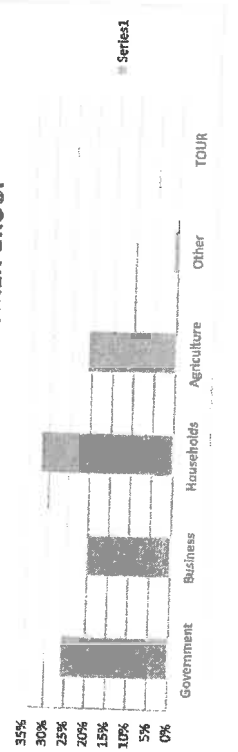
0000000000

30057744	ERF 1 PTN 1	michale@telkomsa.net	Negotiations failed, Both debtors now reside in Malaysia, substituted service required, awaiting revised statement. We will try and obtain an address of the debtors and serve per editorial citation.	91 679,52
131135	Farm No. 9137 PTN 2	nomaa2mtoloo@gmail.com	We are currently in the process of obtaining the executor's details.	558 068,17
62532	FARM FP 4910 PTN 4	inglenook45@gmail.com	Summons will be sent to our Correspondent Attorneys to be issue since the AOD has not been adhered to.	29 591,44
62587	ERF 5002	inglenook45@gmail.com	Summons will be sent to our Correspondent Attorneys to be issue since the AOD has not been adhered to.	64 298,93
62635	ERF 5002 PTN 1	inglenook45@gmail.com	Summons will be sent to our Correspondent Attorneys to be issue since the AOD has not been adhered to.	58 484,04
107035	Farm 9030	actaylor@mweb.co.za	Summons will be sent to our Correspondent Attorney s to be issue since the AOD has not been adhered to.	138 595,53
107055	farm 9030 PTN 2	actaylor@mweb.co.za	Summons will be sent to our Correspondent Attorneys to be issue since the AOD has not been adhered to.	13 353,48
52959	Farm No.9289	iene.james@gmail.com	Default Judgment drafted and will send to sheriff for service by close of business today, 5 May 2021.	51 404,67
54322	Farm 5616 PTN 8	leonk@futurenet.co.za	Correspondence sent to debtor rejecting proposal to pay R600.	114 459,03
53338	farm 5616 PTN 5	leonk@futurenet.co.za	Correspondence sent to debtor rejecting proposal to pay R600.	78 526,12

TOTAL		MC Ntshalintshali Attorneys			3 306 836,92
ACCOUNT NO.	INITIALS AND SURNAME	EMAIL	TELEPHONE NO.	BALANCE	
7265	DP ZONDI	N/A	082 6892769	100 325,08	
89165	SG MTUNGWA	sibongile@webafrica.org.za	079 5237453	71 626,56	
68882	MA PINCHIN	michelle.pinchin2@gmail.com	063 0863621	17 041,38	
266152	ANNE MARIE BRENDER	tavito@mymtnmail.co.za	083 9900316/0662892010	44 121,99	
21717	AQ KILLIAN	andykillian69@gmail.com	039 8320067/082 8612710	17 940,11	
246255	MR. BL NKOSI	bhekon@webmail.co.za	0790846170	40 766,48	
26545	D&DE MAJOZI	mjmajazi.jm@gmail.com	0798323127	85 261,93	
13335	MR BW Mtolo	mtolowillie53@gmail.com	083654093	25 452,45	
34145	Mr M Mbanjwa	mlondi prince4@gmail.com	0829745488	77 222,29	
149095	Ardel enterprise	dr.vgovender@intelkom.co.za	0827797007	262 065,63	
128545	Grants family trust	rgrant@meumannwhite.co.za	0833094518	300 508,27	
110	Rep trust trustees	brad@plaisance.co.za	0825771032	382 354,94	
34075	Port ferry Properties	accounts@vova.co.za	0828534975	186 516,57	
5345	Paul & jenny properties trust	paul@planetgis.co.za	0833258177	362 591,05	
47838	Miles Eagle stone	dylan@futurenet.co.za		135 930,88	
89165	SG Mtungwa	sibongile@webafrica.org.za	0795237453	71 626,56	
68882	MA Pinchin	michelle.pinchin2@gmail.com	0630863621	17 041,38	
102615	PA Duma	phumeleleduma12@gmail.com	0722642694	35 633,08	
266152	Anne Marie Brender	tavito@mymtnmail.co.za	0662892010	44 121,99	
34145	M Mbanjwa	mlondi prince4@gmail.com	0829745488	77 222,29	
39915	MG&NA Dludla	mludludla7@gmail.com	0828629009	81 441,84	
97445	TP&MN Mlambo	munda.mlambo1@gmail.com	0828648973	90 992,50	
32016	E Desai	ebd@telkomsa.net	0837862652	140 798,52	
13335	BW Mtolo	mtolowillie53@gmail.com	0836540393	25 452,45	
18875	Kinross shire cc	kinrossshire@gmail.com	0839938003	655 745,01	
Total				3 349 801,23	

AGE ANALYSIS APRIL 2021

Debtors Age Analysis by Income Group	Current		0-30 Days		30-60 Days		60-90 Days		90-120 Days		Older than 120 Days		Total	Debtor's in %
	RATES	REFUS	RATES	REFUS	RATES	REFUS	RATES	REFUS	RATES	REFUS	RATES	REFUS		
RATES	(421 353.53)	2 540 374.18	2 212 366.14	1 604 315.55	1 478 432.64	57 945 977.97	65 360 112.95	87%						
REFUS	(3 730.42)	301 061.89	229 509.84	189 894.80	161 303.51	7 101 481.93	8 009 521.55	11%						
RENT	-	70 441.37	70 441.37	61 115.50	56 229.74	774 795.78	1 031 936.74	1%						
SUND	(425 083.95)	2 911 877.44	2 512 317.35	1 880 537.48	1 730 177.52	66 514 353.23	75 124 179.07	100%						
Debtors Age Analysis by Customer Group														
Government	-28547.97	393995.1	390323.8	391889.31	385682.76	19074284.71	20 562 617.71	27%						
Business	-348745.15	257376.89	194929.77	136818.07	123771.63	6665350.3	7 032 513.51	9%						
Households	-30370.88	1461036.63	1324579.76	825781.85	754284.92	26599346.25	30 934 660.73	41%						
Agriculture	-17420.15	775410.19	560541.63	501108.29	445656.03	13033881.61	15 319 175.60	20%						
Other	0	24064.63	21842.39	21941.96	20782.18	1186480.36	1 275 211.52	2%						
Total by Customer group	(425 083.95)	2 911 877.44	2 512 317.35	1 880 537.48	1 730 177.52	66 514 353.23	75 124 179.07	100%						



Government	20 562 617.71
Business	7 032 513.51
Households	30 934 660.73
Agriculture	15 319 175.60
Other	1 275 211.52
TOTAL	75 124 179.07

Prepared by M Sikkhane Date 07/05/2021

Checked by S Manyath Date 07/05/2021

Approved by N Weia Date 07/05/2021

**REPORT TO COUNCIL FOR DEBT INCENTIVE SCHEME FOR FINANACIAL YEAR
2021/2022**

FINANCIAL SERVICES

AUTHOR: Revenue Manager

(File Ref): Financial Services Department

1ST LEVEL : MANCO

2ND LEVEL : FINANCE COMMITTEE

3RD LEVEL : EXCO

4TH LEVEL : COUNCIL

1. PURPOSE

A debt management incentive scheme is a structure designed to entice our debtors to settle their outstanding accounts at a lower amount than the current total outstanding debt of the consumer. The purpose of this submission is to improve cashflow in the Dr Nkosazana Dlamini Zuma Local Municipality through a debt management incentive scheme.

2. LEGAL REQUIREMENTS

- Municipal finance management Act, No. 56 of 2003
- Municipal Systems Act, No. 32 of 2000
- Municipal Property rates act.

3. BACKGROUND AND REASONS

In terms of section 96 of the municipal Systems Act, No. 32 of 2000, states that the municipality must collect all monies due and payable to it. Section 97 state the mechanism and procedures and per debt collection policy.

4. RECOMMENDATION

It is therefore recommended that the council note and approve the incentive scheme.



A Better Place for All

Main Street
Creighton, 3263
P.O Box 62
Creighton 3263
Phone: +27 39 833 1038
Fax: +27 39 833 1179
Email: mailbox@ndz.gov.za

www.ndz.gov.za

Incentive Scheme – Payment of Rates Taxes & Services

Dear customer

The municipality is introducing an incentive scheme as a measure to encourage consumers to settle their municipal debt/s or enter into an arrangement to service the outstanding debts.

The incentive scheme will work as follows:

1. The consumers who respond within the first six months (July to December 2021) of the advert to this limited offer, and opt to settle the full outstanding debt, will qualify to get 100% discount on interest charged on the account.

The consumers who wish to settle the account in part payment & do so by entering into a three (3) months settlement agreement within the months from July to December 2021 will qualify for 80% discount on all interest charged on that account.

2. The consumers who respond within the months (January, February, March 2022) of the advert to this limited offer, and opt to settle the full outstanding debt, will qualify to get 65% discount on interest charged on the account.

The consumers who wish to settle the account in part payment & do so by entering into a three (3) months settlement agreement within the months of January, February and March 2022 will qualify for 50% on all interest charged on that account.

3. The consumers who respond within the months (April, May, June 2022) of the advert to this limited offer, and opt to settle the full outstanding debt, will qualify to get 50% discount on interest charged on the account.

The consumers who wish to settle the account in part payment & do so by entering into a three (3) months settlement agreement within the months of April, March and June 2022 will qualify for 30% on all interest charged on that account.

4. The consumer who wishes to settle the account in part payment & do so by entering into a six (6) months settlement agreement will qualify for 30% on all interest charged on that account.

This incentive scheme shall commence in the month of July 2021 and valid until 30 June 2022. Consumers are urged to visit the municipality offices or contact for further enquiries:

Creighton Office:

Nkosinathi Wela	039 833 1038
Mbali Sikhakhane	039 833 1038
Nkonzo Mkhize	039 833 1038
Thobeka Mathia	039 833 1038
Thabile Nsindane	039 833 1038

EMAIL ADDRESS:

welan@ndz.gov.za
sikhakhanem@ndz.gov.za
mkhizen@ndz.gov.za
mathia@ndz.gov.za
nsindanet@ndz.gov.za



Main Street
Creighton, 3263

P.O Box 62

Creighton 3263

Phone: +27 39 833 1038

Fax: +27 39 833 1179

Email: mailbox@ndz.gov.za

www.ndz.gov.za

A Better Place for All

30 APRIL 2021

5.7: REVENUE ENHANCEMENT STRATEGY

0000117



Main Street
Creighton, 3263

P.O Box 62
Creighton 3263

Phone: +27 39 833 1038
Fax: +27 39 833 1179
Email: taylorc@ndz.gov.za

www.ndz.gov.za

DR NKOSAZANA DLAMINI ZUMA MUNICIPALITY

REVENUE ENHANCEMENT STRATEGY									
FUNCTION	PROBLEM STATEMENT OR CHALLENGE	EXTENT OF THE PROBLEM OR REVENUE LOSS	STRATEGIES	ACTIVITIES OR INTERVENTION	REVENUE IMPACT	BUDGET OR FINANCIAL IMPLICATION	TIMEFRAME AND PROGRESS TO DATE	RESPONSIBLE	
Human Settlements	Lack of development in identified land parcels such as Creighton, Bulwer, Underburg and Himmeville	Loss of revenue from stands or properties	Dispose the available unused municipal residential land not earmarked for any municipal development	Establishment of townships and development of the identified land parcels by the service providers.	More Revenue to be generated.	To be quantified before finalization of the budget.	31 March 2022 The municipality is in a process of appointing a new service provider to finalize the Bulwer Township Establishment project, the project is currently on draft layout plan and the final Layout will be	Manager: Planning and Development	

Land use Management	Inefficiencies in the approval of the building plans due to turnaround time	Long turnaround time to approve building plans	Enhance and improve on the building plan approval system (BAS)	Upgrade of the building plan approval application system Development of workflow procedures	Additional property rates and services charges revenues to be generated due to the increase in the value of the property.	Procure Application system	The approval of building plans is no longer a challenge since council has delegated this responsibility to the portfolio committee which sits once in every two months. The department is also in a process of procuring a building plans information management system which will assist in fast tracking the processing of building plans applications. The system has been installed and the next phase will be the customization of the system to suite the workflow of the municipality	Manager Planning and Developm.ent
---------------------	---	--	--	--	---	----------------------------	--	-----------------------------------

Economic Development	Lack of Infrastructure support for emerging enterprises	Loss of rental revenue from emerging enterprises	Development of incubation hubs	Development of business plans for the incubation hubs for grant funding. Development and management of the hubs	Rental revenue from the incubation hubs	Costs of building incubation hubs	and this will be done. 30 June 2020 The process is still at planning phase, the municipality is currently in negotiations for funding. The process is ongoing	Community Services Manager
Real Estate	Government amenities or facilities built on properties owned by the municipality, eg Underburg Clinic. Owners of low cost houses not following municipal process when upgrading/extending their houses	Property rates revenue is not generated from these properties Loss of revenue on upgraded components	Development of incubation hubs	Transfer the properties to relevant government departments and entities Develop 3 different building plans to be used by low cost owners at no fee or lower fee	Additional property rates and service charges, revenue to be generated due to the increase in the value of the property	Operational Costs	30 June 2021 Still under process. Awaiting for the Department of Health to sign the Agreement of Sale	Office of the Municipal Manager/Planning Development Manager
Waste Management	Inadequate capacity to render commercial, industrial and bulk or special waste removal services	Loss of revenue in business and industrial areas	Enhancing refuse removal and generating revenue	Conduct capacity assessment analysis to render the waste collection services Extend the waste collection services to commercial and industrial areas	Additional revenue is projected to be generated	Operational Costs	November 2020 still in progress Waste collection has been extended to commercial and industrial areas	Assistant Manager Public Works and Basic Services

REVENUE ENHANCEMENT STRATEGY								
FUNCTION	PROBLEM STATEMENT OR CHALLENGE	EXTENT OF THE PROBLEM OR REVENUE LOSS	STRATEGIES	ACTIVITIES OR INTERVENTION	REVENUE IMPACT	BUDGET OR FINANCIAL IMPLICATION	TIMEFRAME AND PROGRESS TO DATE.	RESPONSIBLE
Traffic Fines Revenue	Lack of enforcement measures to execute Warrant of Arrest (WoA)	Outstanding income out of Traffic fines Warrant of Arrest	Improve exercise of Warrant of Arrest	Implement a bulk SMS/MMS system Maximise the utilization of the Municipal Court Implement traffic payments Portal	Additional Revenue		ANPR Trailer has been procured and currently functional Target Met.	Protection Services Manager

REVENUE ENHANCEMENT STRATEGY								
FUNCTION	PROBLEM STATEMENT OR CHALLENGE	EXTENT OF THE PROBLEM OR REVENUE LOSS	STRATEGIES	ACTIVITIES OR INTERVENTION	REVENUE IMPACT	BUDGET OR FINANCIAL IMPLICATION	TIMEFRAME AND PROGRESS TO DATE	RESPONSIBLE
Licensing Services revenue	Outdated Service Level Agreement between the municipality and the Provincial Department of Safety	The full cost of rendering the licensing services on behalf of the Provincial Department is not fully recovered with the 8%-20% agency fees	To enhance licensing fee revenue	Re- model cost of the licensing services due to the amalgamation Re- negotiate the licensing service level agreement with Provincial Department of Safety	Additional Revenue	Operational Costs	This is a standard rate provincially and hence can only be dealt with at a Provincial level.	Protection Services Manager and Chief Financial Officer Protection services manager
Property rates	Loss of revenue	Properties are	To enhance the	Identify and verify	Additional	Operational Costs	30 June 2020	Manager Planning

revenue	due to properties registered in the name of municipality occupied/ owned by third parties	registered in the name of the municipality resulting in a possible loss of income	property rates revenue generation	all properties registered in the municipality to be transferred to the rightful owners	Property rates			and Development
	Government and business properties in the state trust and communal land are not listed on the general valuation roll	Approximately few government facilities situated in the communal land are not included on the valuation roll (schools, clinics and police stations etc)	Expand the property rated revenue base	Develop individual property diagrams and formalization of the individual properties	Revenue base to increase	Operational/Consultancy Costs	30 June 2021 The strategy needs to be reviewed when the revenue enhancement strategy is being revised	Manager Planning and development

REVENUE ENHANCEMENT STRATEGY								
FUNCTION	PROBLEM STATEMENT OR CHALLENGE	EXTENT OF THE PROBLEM OR REVENUE LOSS	STRATEGIES	ACTIVITIES OR INTERVENTION	REVENUE IMPACT	BUDGET OR FINANCIAL IMPLICATION	TIMEFRAME AND PROGRESS TO DATE	RESPONSIBLE
Solid Waste Revenue	Solid Waste Revenue not optimised	Some households are not billed for refuse removal, resulting in a loss of revenue from end users	To enhance refuse removal revenue generation	Reconcile the billing database, refuse removal register and the property master register	Additional revenue will be generated	Operational Costs	Revenue unit is liaising with building inspector for completion certificate so refuse can be add on property and field varication has been done for Creighton for refuse	Chief Financial Officer

Financial Management	The cost of rendering services is not in line with the principles of financial management relating to effectiveness, efficiency and value for money	Trading services, refuse removal are not generating trading surpluses, cost incurred cannot be traced to the value chain of rendering services. Support services costs are not allocated to the primary service functions	Implement value chain analysis and cost remodeling strategy	Conduct cost remodeling on all primary service delivery functions Develop new tariff structure for refuse Develop new tariff structure for service and sundry charges	Additional revenue	Operational Costs	Operational Costs	collection points. The process is on going for other municipal towns 31 May 2021 A detailed report will be done based on cost incurred for collection of refuse and cost incurred to transfer refuse to transfer stations.	Chief Financial Officer
Maintenance of Municipal Towns	Investors and Ordinary citizens discouraged to reside in NDZ	Residents leaving the area because of poor management of towns.	Keep out towns clean, safe	The relevant department should develop a plan to ensure that all towns are kept clean such as grass cutting and landscaping	Revenue protection	Operational Costs	Operational Costs	On-going	Manager Public works and Basic Services. Municipal Manager
Local Economic Development and Tourism	Lack and Failure to Attract potential investors	Investors not aware of potential opportunities available at NDZ	Investors conference	Management to request Office Bearers to lead negotiations of attracting potential investors	Revenue growth	Planning costs	Planning costs	November 2021 Ongoing	LED Manager Municipal Manager

REVENUE ENHANCEMENT STRATEGY									
FUNCTION	PROBLEM STATEMENT OR CHALLENGE	EXTENT OF THE PROBLEM OR REVENUE LOSS	STRATEGIES	ACTIVITIES OR INTERVENTION	REVENUE IMPACT	BUDGET OR FINANCIAL IMPLICATION	TIMEFRAME AND PROGRESS	RESPONSIBLE	
Tariffs on refuse collection	Illegal dumping of garden and other refuse	To be determined by study	Private dumpers to be charged Illegal dumpers to be fined	The department will conduct a study on how to enforce the bylaws for dumping illegally Enforcement of all municipal bylaws	Refuse income to	Operational Coosts	NDZ Clean-up campaigns have been initiated in areas identified. Still continue doing so recently did a Bhidla Clean up Campaign and Awereness and was undertaken on the 15 September 2020, Another Cleanup campaign will take place in November 2020 date not yet confirmed	Assistant PWBS Manager	

0000126

REVENUE ENHANCEMENT STRATEGY								
FUNCTION	PROBLEM STATEMENT OR CHALLENGE	EXTENT OF THE PROBLEM OR REVENUE LOSS	STRATEGIES	ACTIVITIES OR INTERVENTION	REVENUE IMPACT	BUDGET OR FINANCIAL IMPLICATION	TIMEFRAME AND PROGRESS TO DATE	RESPONSIBLE
Property Development	Illegal occupants on Transnet houses in Donnybrook and unavailability of land in Donnybrook area	Unable to develop Doonybrook since it privately owned. The municipality is currently negotiating with Transnet to permit the municipality to acquire 36 houses in Donnybrook. These houses have been vandalized and occupied illegally by individual citizens. The municipality could potentially generate approximately R1.2 million per annum on rental income.	Facilitate ownership of Transnet land/houses to the municipality	Follow ups with Transnet Asset Division	Rental Income	Transfer Costs	30 December 2020 Awaiting response from transnet	Municipal Manger
Business Licences	Businesses operate without business licences	All businesses at (former) Ingwe operate without business licences and thus the Municipality must implement a policy for licencing businesses			Licence fees revenue will improve	Operational Costs	31 October 2019	Planning and Development Manger
Commercial/outdoor advertising	The municipality is not charging businesses when they advertising on municipal		Communicate outdoor tariffs with affected businesses	Enforce outdoor			30 June 2020 The municipality is still in the process of	Community Services Manager

space	advertising by laws	identifying space for outdoor advertising and engaging community about outdoor advertising by laws
-------	---------------------	--

REVENUE ENHANCEMENT STRATEGY							
FUNCTION	PROBLEM STATEMENT OR CHALLENGE	EXTENT OF THE PROBLEM OR REVENUE LOSS	STRATEGIES	REVENUE IMPACT	BUDGET OR FINANCIAL IMPLICATION	TIMEFRAME AND PROGRESS TO DATE	RESPONSIBLE
Private Partnerships			The Municipality should invite property developers and investors in the jurisdiction of the Municipality to develop productive and economic projects to generate municipal revenue and increase employment.		Operational	Ongoing, In a process of sub-dividing municipal land in bulwer, once sub divided the land will be serviced before it is leased/sold to potential investors.	Planning and Development Municipal Manager

REPORT ON SUPPLY CHAIN MANAGEMENT FOR THE MONTH OF 30 APRIL 2021-DR
NKOSAZANA DLAMINI ZUMA MUNICIPALITY

AUTHOR: CHIEF FINANCE OFFICER (File Ref: Budget and Treasury Office)

(1st Level : Manco)

(2nd Level : Finance Committee)

(3rd Level : Exco)

(4th Level : Council)

1. PURPOSE OF REPORT

To present the Implementation of the Supply chain management policy to the Committee and Council on purchases made by the municipality for the month ended 30 April 2021.

2. BACK GROUND

The Municipal Finance Management Act No 56, 2003 Chapter 11, the municipal supply chain management Regulation, as published in the Government Gazette on 30 May 2005 and the Supply Chain Management Policy as adopted by Council state that a report must be submitted within ten (10) working days of the end of each month to committees and council, in order to create a transparent image to all processes in the Supply Chain Management Division.

3. LEGAL AND STATUTORY REQUIREMNT

- Constitution of Republic of South Africa, Act No 108 of 1996
- Municipal Finance Management Act, No 56 of 2003
- Preferential Procurement Policy Framework Act 2017 Section 71
- Board Based Black Economic Empowerment Amended Act,2013 (Act Non.46 of 2013)
- Supply Chain Management policy

4. RANGE OF PROCUMENT

- 4.1 Orders up to the transaction value of R 1 to R 2000,00
- 4.2 Three written or verbal quotation for procurement of a transaction value between R 2001 to R 10 000,00.
- 4.3 Three different written quotation for procurement between R 10 000,01 to R 30 000,00.
- 4.4 At least three formal quotation written quotes, to be scored on price & targeted goals points designed in terms of the New Preferential Procurement Point Framework Act and regulation's well as the Broad Base Black Economic Empowerment Act for procurement above R 30 000,00 to R 200 000,00.
- 4.5 Bids process for procurement above R 200 000,00

5. STAFF IMPLICATIONS

5.1 There is no staff implication

6. BID COMMITTEE SITTINGS

6.1 Bid Specification Committee	: 03
6.2 Quotation Specification Committee	: 03
6.3 Bid Evaluation Committee	: 04
6.4 Quotation Evaluation Committee	: 03
6.4 Bid Adjudication Committee	: 04

Note: The bid committees are expected to sit at least 4 times a month as per SCM calendar.

7. FINANCIAL IMPLICATION / EXPENDITURE

7.1 QUOTATION ORDERS	: R1 012 042,95
7.2 DEVIATIONS	: R 41 750,00
7.3 IRREGULAR EXPENDITURE	: R 0,00
7.4 FRUITLESS AND WASTEFUL EXPENDITURE	: R 0,00
7.5 UNAUTHORISED EXPENDITURE	: R 0,00
7.6 FUNERAL	: R 4 500,00
7.7 AWARDS BETWEEN R 30 000,00 – 200 000	: R 210 630,00
7.8 AWARDS MORE THAN R 200 000, 00	: R 3 310 695,21
7.9 FUEL ORDERS	: R 13 109,00
7.10 TRANSVERSAL CONTRACT	: R2 110 604,02
7.11 SUB-CONTRACTS	: R 0,00

8. ANNEXURES

- 8.1 Annexure "A" – Quotation orders below R 200 000,00
- 8.2 Annexure "B" – Deviation and irregular expenditure
- 8.3 Annexure "C" – Funeral
- 8.4 Annexure "D" – Awards more than R 200 000, 00
- 8.5 Annexure "E" – Fuel orders
- 8.6 Annexure "F" - Fruitless and wasteful expenditure
- 8.7 Annexure "G" – Unauthorised expenditure
- 8.8 Annexure "F" – Transversal Contract

9. RECOMMENDATIONS

That this report be noted by Committee and council

0000130

QUOTATION ORDERS

ORDERS REPORT FOR THE PERIOD OF APRIL 2021 (Annexure A)			
PETTY CASH R0.01--R2000			
ORDER NUMBER	COMPANY NAME	DESCRIPTION OF SERVICE/GOODS	AMOUNT
6479	Ayanda Mbangwa Communications	Advert: Erratum for PWBS-B002/21/22 on the local newspaper	R1 587,74
6474	Ayanda Mbangwa Communications	Advert: Supply and Delivery of PWBS-Protective Clothing on the local newspaper.	R1 833,19
6493	Ayanda Mbangwa Communications	Advert: Erratum for the erratum on the availability date of documents (COMM-B066/20/21; COMM-B040/20/21; COMM-B039/20/21	R981,82
6515	Tunimart Travel Agency	Hire of conference facility for Bid Evaluation committee meeting to be held in Underberg	R1 206,98
6563	Tunimart Travel Agency	Accommodation for Mr M Sibisi attending Disciplinary hearing on the 30th of April 2021 in Underberg.	R1 652,50
6327	Tunimart Travel Agency	Hire of conference facility for Bid Adjudication to be held in Underberg for 2 days	R965,58
6503	Zemcebo Construction & Projects	Catering for 50 people attending IDP/Budget/PMS/SDF 2021-22 Roadshow for ward committees to be held on the 15th April 2021 to be held in Bulwer Hall	R2 000,00
6502	Mphungwashe Trading & Projects	Catering for 50 people attending IDP/Budget/PMS/SDF 2021-22 Roadshow for stakeholders to be held on the 15th April 2021 to be held in Bulwer Hall	R1 750,00
6505	Versatile Office Furniture	Procurement of 2 rickstaker chairs for Creighton library	R1 607,70
6509	Dunamis Power-Multi Services	Procurement of 2 laptop bags for Mr L Molefe and Mrs NN Ngcobo	R1 056,00
Total			R14 641,51

Opening balance as per the Petty Cash Reconciliation
Cash on hand

R222,00
R222,00

Closing Purchases (Cash and issued orders)

R20 808,56

VERBAL OR WRITTEN QUOTATIONS BETWEEN R2001--R5000 (Annexure A) FOR APRIL 2021			
Order Numbers	COMPANY NAME	DESCRIPTION OF SERVICES RENDERED	AMOUNT
6310	Tunimart Travel Agency	Management Information Sharing session at Illebebe District Municipality. Check In: 06/04/2021 Out: 09/04/2021	R4 792,50
6332	Tunimart Travel Agency	Hire of conference facility Bid Specification and Quotation Evaluation committee meeting in Underberg for 5 days.	R3 810,59
6326	Tunimart Travel Agency	Lunch for 30 employees attending Work and Play programme in Ixopo	R3 586,44
6322	Tunimart Travel Agency	Hire of shuttle services for Mr T Majola and Mr NM Dlamini attending steam train visit in Pretoria.	R2 218,61
6330	Tunimart Travel Agency	Accommodation for Miss Z Mlata attending Bid Adjudication Committee Meeting in Underberg. Check In-15/04/2021 Out-16/04/2021 (With dinner, dinner, Bed, Breakfast and lunch for 2 days)	R2 107,50
6329	Tunimart Travel Agency	Accommodation for Mr SJ Sondezi and Mr T Shabalala(Bodyguard) attending Bid Adjudication Committee meeting in Underberg. Check In-15/04/2021 (With dinner, dinner, Bed, Breakfast and lunch for 2 days)	R4 215,00
6341	Tunimart Travel Agency	Extension on accommodation for Miss Z Mlata attending Municipal Finance Management Programme in Durban; Check In-21/04/2021 Out-23/04/2021	R3 505,00
6340	Tunimart Travel Agency	Extension on accommodation for Ms J Radebe attending Municipal Finance Management Programme in Durban; Check In-21/04/2021 Out-23/04/2021	R3 505,00
6339	Tunimart Travel Agency	Extension on accommodation for Mrs N Vakalisa attending Municipal Finance Management Programme in Durban; Check In-21/04/2021 Out-23/04/2021	R3 505,00
6335	Tunimart Travel Agency	Accommodation for Mr W Dlamini attending Bid Specification Committee meeting that was held in Underberg. Check In-19/04/2021 Out-21/04/2021	R3 780,00
6337	Tunimart Travel Agency	Accommodation for Mr Z Dlamini attending Bid Specification Committee meeting that was held in Underberg. Check In-19/04/2021 Out-21/04/2021(With dinner, dinner, Bed, Breakfast and lunch for 3 days)	R3 780,00
6349	Tunimart Travel Agency	Accommodation for Mr J Mazibuko attending Bid Evaluation Committee meeting in Underberg. Check In-28/04/2021 Out-30/04/2021 (With dinner, dinner, Bed, Breakfast and lunch for 3 days)	R3 965,00
6338	Tunimart Travel Agency	Accommodation for Mr L Blose attending Qoutation Evaluation Committee meeting that was held in Underberg. Check In-21/04/2021 Out-23/04/2021(With dinner, dinner, Bed, Breakfast and lunch for 3 days)	R3 780,00
6492	Ayanda Mbanga Communications	Public Notice: Intention to extend contract for Electrification projects (Splenda Electrica; Igoda Project and IX Engineers to be advertised on local newspapers.	R4 558,60
6482	Ayanda Mbanga Communications	Bid Invitation: Supply and delivery of fire fighting equipment; Calibration of speed camera; Fire arms training and Shooting classes	R4 778,66
6483	Ayanda Mbanga Communications	Bid Invitation: Construction of Creighton Sports Centre-Phase 1	R4 349,12
6472	Ayanda Mbanga Communications	Bid Invitation: Panel of Project managers for MIG Projects for a period of 3 years to be advertised on local newspapers	R3 796,84
6475	Ayanda Mbanga Communications	Advert: erratum on the Bid invitation for the Electrification Projects on local newspaper	R4 169,88
6478	Zungawothi Trading & Projects	Procurement of 250 bottled still water for IDP/Budget/PMS/SDF 2021-22 roadshows	R2 500,00

6508	Amaphetshethwa Amahle	Procurement of cleaning Equipment for Pound center (2 water hose pipes and 2 Hard Platform brooms)	R3 600,00
6512	2003 Computers	Procurement of computer accessories- x2 Hard drives (1TB) x2 USB(16GB)	R2 493,20
6485	Government Printing Works	Gazzet for the Supplementary Valuation roll	R2 017,56
6517	Mfuce Trading cc	Procurement of refreshments for the Executive office(x48 Bottled still water; x48 Energy drinks; x48-330ml Fruit juice; x48-330ml Soft drinks)	R2 208,00
6555	Tunimart Travel Agency	Accommodation for Miss PN Mncwabe and Miss A Hlongwane attending municipal strategic planning session in Karridene. Check In: 05/05/2021 Out: 07/05/2021	R4 452,60
			R85 475,10

FORMAL WRITTEN QUOTATIONS BETWEEN R5001--R200 000 (Annexure A) FOR APRIL 2021			
Order Numbers	Company Name	DESCRIPTION OF SERVICE RENDERED	Amount
6473	Ayanda Mbanga Communications	Bid Invitation: Construction of Municipal emergency services centre published on the local newspaper	R6 251,40
6471	Ayanda Mbanga Communications	Bid Invitation for a suitable service provider to supply install surveillance cameras in all municipal offices	R5 269,58
6477	Ayanda Mbanga Communications	Advert: Public notice for the draft Budget and Tarrifs of charges for the financial year 2021/2022 on local newspaper	R 34 102,93
6476	Ayanda Mbanga Communications	Advert: Public notice for the draft IDP/Budget/SDF and SDBIP of charges for the financial year 2021/2022 on 2 local newspapers.	R 14 740,00
6484	Ayanda Mbanga Communications	Bid Invitation: Renovation of LOT3 and Renovation of Creighton Main Building	R 5 515,03
6481	Ayanda Mbanga Communications	Bid Invitation on local newspaper for Contract for Printing/Photocopy Machines for a period on 3 years; Supply and servicing Fire safety equipment for a period of 3 years; Supply and delivery of stationery for a period of 3 years and Panel of Gadgets & data service providers for 24 months.	R 5 024,12
6491	Ayanda Mbanga Communications	Bid Invitation on local newspaper for the Supply and delivery of agricultural material.	R5 024,12
6470	Ayanda Mbanga Communications	Bid Invitation on local newspapers for Supplementary Valuation Roll to be published twice.	R18 964,42
6344	Powervision Technologies	Installation of Network points at Himeville Offices (7 Network points; 2 Onsite IT Support-550 Repair; 5 Onsite IT Support-Tracing, removal re-routing	R15 200,00
6346	Powervision Technologies	WIFI access points at Bulwer Library and Hall	R 18 681,00
6345	Powervision Technologies	Installation of Network points at Bulwer Library	R 25 442,00
6314	Tunimart Travel Agency	Hire of conference venue for Bid Evaluation Committee meeting to be held in Underberg 3 days	R 5 013,00
6312	Tunimart Travel Agency	Accommodation for Mrs NP Basi and Mr S Ntshiza attending Bid Evaluation Committee meeting to be held in Underberg for a period of 3 days (Inclusive of dinner; Bed; Breakfast and Lunch)	R 6 430,00
6311	Tunimart Travel Agency	Accommodation for Mr TM Ngcobo and Mr H Taylor attending Bid Evaluation Committee meeting to be held in Underberg for a period of 3 days (Inclusive of Dinner; Bed; Breakfast and lunch)	R 6 430,00
6328	Tunimart Travel Agency	Accommodation for Mr KMB Mzimela, Miss N Holiwe and Miss M Nkabane attending a Bid Adjudication Committee meeting that was held in Underber From 15 April to 16 April 2021 (Inclusive of Dinner; Bed; Breakfast and lunch for 2 days)	R 6 322,50
6321	Tunimart Travel Agency	Accommodation for Mr NM Dlamini and Mr T Majola attending steam train visit in Pretoria Check In: 11/04/2021 Out:13/04/2021	R 6 685,63
6333	Tunimart Travel Agency	Accommodation for Miss A Van Zyl; Mrs Z Zuma, Miss L Mtolo and Miss B Jebe attending audit and Risk Indaba in Durban ICC- Check In: 19/04/2021 Out: 21/04/2021	R 14 020,00
6324	Tunimart Travel Agency	Accommodation for Mrs NN Vakalisa attending Municipal Finance Management Programme in Durban; Check In-18/04/2021 Out-21/04/2021	R 5 257,50
6325	Tunimart Travel Agency	Extention-Accommodation for Miss A Van Zyl; Mrs Z Zuma, Miss L Mtolo and Miss B Jebe attending audit and Risk Indaba in Durban ICC- Check In: 19/04/2021 Out: 21/04/2021	R 7 010,00
6336	Tunimart Travel Agency	Accommodation for Mr NM Dlamini attending Bid Specification and Qoutation Evaluation Committee meeting in Underberg Check In: 19/04/2021 Out: 23/04/2021 (Inclusive of Dinner; Bed; Breakfast and Lunch)	R 7 365,00
6334	Tunimart Travel Agency	Specification and Qoutation Evaluation Committee meeting in Underberg Check In: 19/04/2021 Out: 23/04/2021 (Inclusive of Dinner; Bed; Breakfast and Lunch)	R 7 365,00

6489	Tunimart Travel Agency	Hire of conference facility for 22 delegates attending a training of sport coaches around Dr Nkosazana Dlamini Zuma Municipality	R 37 174,83
6490	Tunimart Travel Agency	Accommodation for 3 officials attending a training high performance coaches in Durban Check In: 28/04/2021 Out: 30/04/2021	R 10 085,00
6488	Tunimart Travel Agency	Accommodation for 20 delegates attending a training high performance coaches in Durban Check In: 28/04/2021 Out: 30/04/2021	R 41 621,00
6567	Tunimart Travel Agency	Accommodation for Mr NC Vezi, Miss A Van Zyl, Miss N Mkhulisi, Miss SS Mbatha, Mrs NN Vakalisa and MM's Bodyguards attending a Strategic Planning Session Meeting in Karridene- Check In: 02/05/2021 Out:07/05/2021	R 48 639,25
6566	Tunimart Travel Agency	Accommodation for Mr KMB Mzile, Mr N Wela, Miss N Holiwe, Mr P Mntungwa, Mr S Jali and Miss N Khuboni attending Municipal Strategic Planning Session Meeting in Karridene- Check In: 02/05/2021 Out:07/05/2021	R 45 621,00
6514	Tunimart Travel Agency	Accommodation for Mr TM Ngcobo and Mr H Taylor attending Bid Evaluation Committee meeting to be held in Underberg Check In: 28/04/2021 Out: 30/04/2021 (Inclusive of Dinner; Bed; Breakfast and Lunch)	R 7 930,00
6562	Tunimart Travel Agency	Accommodation for Mr PP Shange and his 2 bodyguards attending Organisation Strategic Planning session in Karridene Check In: 05/05/2021 Out: 07/05/2021	R 7 277,72
6561	Tunimart Travel Agency	Accommodation for Miss Z Mlata attending Organisation Strategic Planning session in Karridene Check In: 05/05/2021 Out: 07/05/2021	R 7 605,00
6560	Tunimart Travel Agency	Accommodation for Mr NM Dlamini attending Organisation Strategic Planning session in Karridene Check In: 05/05/2021 Out: 07/05/2021	R 7 605,00
6557	Tunimart Travel Agency	Accommodation for 8 Cllrs attending Organisation Strategic Planning session in Karridene Check In: 05/05/2021 Out: 07/05/2021	R 24 336,00
6558	Tunimart Travel Agency	Accommodation for Mr W Dlamini attending Organisation Strategic Planning session in Karridene Check In: 02/05/2021 Out: 07/05/2021	R 7 605,00
6556	Tunimart Travel Agency	Accommodation for Mr S Mncwabe, Mr M Mdladla and Mr Z Molefe attending Organisation Strategic Planning session in Karridene Check In: 05/05/2021 Out: 07/05/2021	R 7 277,72
6554	Tunimart Travel Agency	Accommodation for Mrs B Nkandi attending Organisation Strategic Planning session in Karridene Check In: 02/05/2021 Out: 07/05/2021	R 7 605,00
6552	Tunimart Travel Agency	Accommodation for Mr SV Mngadi, Mr ZL Dlamini and Ms J Radebe attending Organisation Strategic Planning session in Karridene Check In: 02/05/2021 Out: 07/05/2021	R 22 815,00
6551	Tunimart Travel Agency	Accommodation for Mr J Mazibuko and Mr S Gwala attending Organisation Strategic Planning session in Karridene Check In: 02/05/2021 Out: 07/05/2021	R 15 210,00
6565	Tunimart Travel Agency	Hire of conference venue for 26-Officials and 29-Councillors attending Organisation Strategic Planning session in Karridene Check In: 02/05/2021 Out: 07/05/2021	R 76 717,63
6350	Tunimart Travel Agency	Accommodation for Mrs NP Basi and Mr S Ntshiza attending Bid Evaluation Committee meeting in Underberg Check In: 28/04/2021 Out: 30/04/2021 (Inclusive of Dinner; Bed; Breakfast and Lunch)	R 7 930,00
6254	Nashua-Early Works	Procurement of a Laptop and Microsoft Office for Miss T Gamede at Creighton Library	R 25 027,45
6287	Zanone Trading & Projects (Pty) Ltd	Procurement of medication for impounded animals in Himeville and Creighton. (x4 Hitet 120-500ml; x4 Maxitet LA-500ml; x4 Terramycin LA-500ml; and x2 Coopers Supadip-5L)	R 12 321,70
6507	Zanone Trading & Projects (Pty) Ltd	Procurement of corns for PWBS Centers	R 6 200,00
6506	Anvision Computers	Procurement of Laptop and Microsoft Office for Mr S Jali	R 28 726,00
6504	Versatile Office Furniture	Procurement of furniture and equipment for pound centre in Himeville (1 Hinged Door Stationery cupboard; 1 230L Bottom freezer fridge; 1-7,5L Portable Electronic Cooling Refridgerator)	R 9 458,75

6295	DOH Investments (Pty) Ltd	Procurement of piggery feed for Mlesh Trading Enterprise Project in Ward 14(x20 Starter-50kg; x20 Grower-50kg; x20 Finisher-50kg)	R 27 700,95
6404	SA Stationery & Corporate Supplies	Procurement of stationery (x150 Storage Boxes and x10 Staple removers)	R 10 150,00
6510	Mazulukweni Trading & Construction	Supply and installation of a single phase induction motor for water pump at Creighton Main Offices	R 10 000,00
6402	Siphengane Construction & Projects	Procurement of promotional material for Bulwer CSC (x2 Pull-up banner; x1 3mx3m Gazebo Tent; x2 1.5m Pop up banners; x4 1.5m x 3m Branded Table Cloths; x15 Office Signage-Doors; x10-60 Pack of Branded Ball Pens)	R 29 600,00
6486	Government Printing Works	Gazzet of Municipal draft budget for 2021-22	R 12 105,36
6405	Hlumie & Azzie Trading cc	Procurement of 15-25L Hand alcohol sanitizer	R 15 600,50
6348	Welcony Investments	Procurement of 50 000 refuse bags for waste collection sites at Creighton, Donnybrook, Underberg and Bulwer	R 87 141,25
6401	Anvision Computers	Procurement of a Laptop and Microsoft Office for Ms LM Mhlamvu	R 28 726,00
			R911 926,34

DEVIATION
IIRREGULAR EXPENDITURE
FRUITLESS AND WASTEFULL EXPENDITURE
UNAUTHORISED EXPENDITURE

DEVIATION FOR THE MONTH ENDED- 30 APRIL 2021 (ANNEXTURE A)

ORDER NO.	COMPANY NAME	AMOUNT	DESCRIPTION OF SERVICE	REASON
6408	CMAM South Africa	R41 750,00	Local Government Management GRAP Capacitation Programme 4 officials from Internal Auditing Unit and 1 official from Assets management	Programme for all municipalities in KwaZuluNatal in collaboration with SALGA, There for it was impractical to follow SCM Processes
		<u>R 41 750,00</u>		

IRREGULAR EXPENDITURE FOR THE MONTH ENDED- 30 APRIL 2021 (ANNEXTURE B)

ORDER NO.	COMPANY NAME	AMOUNT	DESCRIPTION OF SERVICE	REASON

R 0,00

FRUITLESS AND WASTEFUL EXPENDITURE FOR THE MONTH ENDED- 30 APRIL 2021 (ANNEXTURE F)

ORDER NO.	COMPANY NAME	AMOUNT	DESCRIPTION OF SERVICE	REASON

R 0,00

UNAUTHORISED EXPENDITURE FOR THE MONTH ENDED- 30 APRIL 2021 (ANNEXTURE G)

ORDER NO.	COMPANY NAME	AMOUNT	DESCRIPTION OF SERVICE	REASON

R 0,00

ORDER NO.	COMPANY NAME	AMOUNT	DESCRIPTION OF SERVICE	REASON
		<u>R0,00</u>		

0000139

FUNERAL SUPPORT

0000140

**QUOTATION BETWEEN
R 30 000,01 - R 200 000,00**

0000141

9.1 BIDS BELOW R 200 000,00 AWARDED IN THE PERIOD OF APRIL 2021

COMPANY NAME	SERVICES RENDERED	AMOUNT	PROCUREMENT PLAN
Dzivi Trading	Supply and delivery of stationery for children day and child protection	R 127 110,00	Yes
Langangelihle General Trading & Projects (Pty) Ltd	Supply and delivery of leather works supporting material	R 83 520,00	Yes
TOTAL		R 210 630,00	

AWARDS MORE THAN ABOVE R 200 000,00

9.1 BIDS ABOVE R 200 000,00 AWARDED IN THE PERIOD OF APRIL 2021

COMPANY NAME	SERVICES RENDERED	AMOUNT	PROCUREMENT PLAN
Nduna Organisation	Renovation/Maintanance of Mqatsheni Community Hall	R 315 700,00	Yes
Buhlebezwe Trading (Pty) Ltd	Renovation/Maintanance of Creighton Community Hall	R 355 615,26	Yes
Nduna Organisation	Renovation/Maintanance of Mnyameni Community Hall	R 359 950,00	Yes
Short's Nissan cc	Supply and delivery of specialized 16 Ton waste skip loader	R 2 279 429,95	Yes
Ziphelele Planning and Environmental	Panel of Six Service Providers: Town Planning Consultants to Provide Town Planning Services for the Municipality		Yes
Isibuko Development Planners	Panel of Six Service Providers: Town Planning Consultants to Provide Town Planning Services for the Municipality		Yes
TOTAL		R 3 310 695,21	

0000144

FUEL ORDERS

PETROL ORDERS FOR PERIOD OF APRIL 2021			
ORDER NUMBERS	COMPANY NAME	DESCRIPTION OF SERVICES RENDERED	AMOUNT
6315	Lusted and Johnson	Procurement of 125L of diesel for Back up generator to be used at Creighton Main Office	R1 875,00
6316	Lusted and Johnson	Procurement of petrol to be used for brushcutters at Underberg Center	R1 925,00
6317	Lusted and Johnson	Procurement of 110L petrol to be used for brushcutters at Himeville Center	R1 925,00
6318	Lusted and Johnson	Procurement of 110L petrol to be used for brushcutters at Bulwer Center	R1 925,00
6319	Lusted and Johnson	Procurement of 110L petrol to be used for brushcutters at Donnybrook Center	R1 925,00
6320	Lusted and Johnson	Procurement of 110L petrol to be used for brushcutters at Creighton Center	R1 925,00
6343	Lusted and Johnson	Procurement of 100L of diesel for Burning Tracy lines and fire brakes	R1 609,00
			R13 109,00

TRANSVERSAL CONTRACT

0000147

TRANSVERSAL ORDERS (Annexure A) FOR APRIL 2021			
Order Numbers	Company Name	SERVICE	Amount
6568	Bidvest McCarthy Isuzu	Procurement of 4 vehicles (D-Max double cabs) for community services Department	R2 110 604,02
			R2 110 604,02

SUB-CONTRACTS

0000149

SUBCONTRACTS FOR THE MONTH ENDED APRIL 2021

COMPANY NAME	SERVICES RENDERED	AMOUNT	PROCUREMENT PLAN
TOTAL		-	

% STATISTICS ANALISYS REPORT
(Location, youth and woman)

% STATISTICS REPORT ON SCM ORDERS

SUMMARY OF ORDERS FOR THE PERIOD OF APRIL 2021 (see Annexure A)

DESCRIPTION	Expenditure Per Location							SA
	RANGE	AMOUNT	NDZ	DISTRICT	KZN			
Verbal Quotations	R0.01-R2000	R 14 641,51	R 7 575,06	R -	R 2 663,70	R 4 402,75	R	
Verbal or Written Quotations	R2001-R5000	R 85 475,10	R 30 146,09	R 7 186,44	R 43 906,40	R 4 236,17	R	
Formal Written Quotations	R 5001-R 30000	R 899 604,64	R 92 655,50	R 102 624,45	R 598 392,45	R 105 932,24	R	
TOTAL GENERAL ORDERS		R 999 721,25	R 130 376,65	R 109 810,89	R 644 962,55	R 114 571,16	R	
Tenders	Above R200 001	R 3 310 695,21	R 675 650,00	R 355 615,26	R -	R 2 279 429,95	R	
Quotations	R 30001-R 200000	R 210 630,00	R 127 110,00	R -	R 83 520,00	R -	R	
Petrol Orders		R 13 109,00	R -	R 13 109,00	R -	R -	R	
Funeral Assistance Orders		R 4 500,00	R 4 500,00	R -	R -	R -	R	
Deviations		R 41 750,00	R -	R -	R 41 750,00	R -	R	
Irregular Expenditure		R -	R -	R -	R -	R -	R	
Fruitless and wasteful expenditure		R -	R -	R -	R -	R -	R	
Unauthorised expenditure		R -	R -	R -	R -	R -	R	
Transversal Contract		R 2 110 604,02	R -	R -	R -	R 2 110 604,02	R	
Subcontracts		R -	R -	R -	R -	R -	R	
TOTAL ORDERS		R 6 691 009,48	R 937 636,65	R 478 535,15	R 770 232,55	R 4 504 605,13	R	

	% Spent Per Location
NDZ	14%
DISTRICT	7%
KZN	12%
SA	67%

TOTAL EXPENDITURE

Gender % Ownership

	%Woman	%Youth ownership	%Disabled	These rates are based on Total expenditure per Location
NDZ	15%	90%	0%	
DISTRICT	0%	0%	0%	
KZN	11%	0%	0%	
SA	0%	0%	0%	

PROCUREMENT PLAN PROGRESS REPORT

0000152

DR NKOSAZANA DLAMINI ZUMA MUNICIPALITY SUPPLY CHAIN MANAGEMENT					
PROCUREMENT PLAN IMPLEMENTATION REPORT/ BIDS AND QUOTATION PROGRESS REPORT FOR APRIL 2021					
Description	Bid No	Closing Date	Targate date	Status	Comment
Electrification of [GREATER STEPMORE PH 3(farway,ntwasahlobo,Mqutshana), GREATER HNLANHLENI/GOXHILL PH3,GREATER UNDERBERG PH 3(Khubeni,ST Frances),GREATER BULWER PH 3(Khenana,Xosheyakhe,Dingeka, Ngonyama, Nlokozwe ni), GREATER NKUMBA PH 3(Niabamakhaba,mazizini,Sharp)]	PWBS-B001/20/21	10/07/2020	Awarded	Awarded	Awarded
Electrification of [GREATER AMAKHUZE/CABAZI PH3(zidweni,Madwaleni,Phayidali,Sdangeni)Khukhulela/Nomagaga PH3(Dazini,Ndodeni)CENTOCOW/HLABENI PH3(Ngcesheni,Sbovini,Scedeni)Gqumeni/Mqundekweni PH3(Tars valley),GREATER NGWAGWANE PH3(Sonyongwane,Mkhazeni,Mwaneni)]	PWBS-B002/20/21	10/07/2020	Awarded	Awarded	Awarded
Electrification of [GREATER NKWEZELA PH 3(Bhambatha, Tafuleni, Sopholile),BHIDLA/SIZANENJA NA PH 3(Mqulela,Iubovana,Mphithini),GREATER DONNYBROOK PH 3(Dumabezwe,Seaford),MJILA/CREIGHTON PH 3(Ndebeni,Nomgidi)SANDANEZWE/MASAMINI PH 3(Khethokuhle,Sawoti,Jani)]	PWBS-B003/20/21	10/07/2020	Awarded	Awarded	Awarded
Supply, Delivery and Installation of Water Tanks	PWBS-Q009/20/21	cancelled	Cancelled	cancelled	
Supply and Installation of Bulwer Cemetery fencing	PWBS-Q001/20/21	3/02/2021	April	to be awarded	
Renovation of Himeville Transfer station	PWBS-Q012/20/21	3/2/2021	April	to be awarded	

Supply and Delivery of Fire Fighters Uniform	COMM-Q036/20/21	5/2/2021	February	Cancelled	
Renovation of Old Main Building	PWBS-Q008/20/21	21/04/2021	April	to be awarded	
Renovation of Creighton Pound	PWBS-Q011/20/21	31/07/2020	April	to be awarded	
Renovation of Creighton Flats	PWBS-Q010/20/21	3/2/2021	May	to be awarded	
Renovation of Himeville Pound Fencing	PWBS-Q006/20/21	3/2/2021	May	to be awarded	
Renovation of LOT 3	PWBS-Q002/20/21	31/07/2020	April	Onhold	
Renovation of LOT 87	PWBS-Q050/20/21	12/4/2021	May	to be awarded	
Renovation of LOT 68	PWBS-Q003/20/21	1/4/2021	May	to be awarded	
Maintenance of LOT 95	PWBS-Q004/20/21	31/07/2020	April	Re-advert	Cancelled
Provision of Internal Audit services	BTO-Q014/20/21	11/09/2020	April	Onhold	
Supply and Delivery of a 6M Container	PWBS-Q015/20/21	31/08/2020	declined	declined	
Supply and Delivery of Fire Beaters and Knapsack Tanks	COMM-Q016/20/21	31/08/2020	Cancelled	Cancelled	
Supply and Delivery of Car Wash Material	COMM-Q018/20/21	27/08/2020	Awarded	Awarded	
CREIGHTON ROAD ASPHALT SURFACING PHASE 6	PWBS-B004/20/21	06-/04/2020	Bid evaluation	Evaluation	
DONNYBROOK ROAD ASPHALT SURFACING PHASE 3	PWBS-B005/20/21	28/09/2020	Awarded	Awarded	
BULLWER ROAD ASPHALT SURFACING PHASE 7	PWBS-B006/20/21	28/09/2020	Awarded	Awarded	
Renovation of LOT 3	PWBS-B059/20/21	5/15/2021	Awaiting for closing		
UNDERBERG ROAD ASPHALT SURFACING PHASE 3	PWBS-B004/20/21	28/09/2020	Awarded	Awarded	
HIMEVILLE ROAD ASPHALT SURFACING PHASE 2	PWBS-B005/20/21	28/09/2020	Awarded	Awarded	
RENOVATION OF HIMEVILLE OFFICE	PWBS-Q005/20/21	3/2/2021	April	to be awarded	
RENOVATION / MAINTENANCE OF NEITHERBY COMMUNITY HALL	PWBS-B018/20/21	30/09/2020	Awarded	Awarded	
RENOVATION /MAINTENANCE OF BAZINI HALL	PWBS-B019/20/21	30/09/2020	Awarded	Awarded	
RENOVATION/MAINTENANCE OF BETHLEM	PWBS - B020/20/21	30/09/2020	Awarded	adjudication process	
RENOVATION/MAINTENANCE OF MAGQUBENI HALL	COMM-B021/20/21	30/09/2020	Awarded	Awarded	
RENOVATION/MAINTENANCE OF MNYAMENI HALL	PWBS-B022/20/21	30/09/2020	April	Awarded	
RENOVATION/MAINTENANCE HIMEVILLE FENCING	PWBS-B023/20/21	30/09/2020	Awarded	Awarded	
RENOVATION/MAINTENANCE OF MQATSHENI HALL	COMM-B024/20/21	30/09/2020	April	Awarded	

PANEL OF 6 SERVICE PROVIDERS FOR MAINTENANCE AND INSTALLATION OF AIRCONDITIONER FOR 3 YEARS	PWBS-B010/20/21	12/4/2021	April	waiting for bid Evaluation	Re-advert
PANEL OF 6 SERVICE PROVIDERS FOR MAINTENANCE AND INSTALLATION OF ELECTRICAL WORKS FOR 3 YEARS	PWBS-B011/20/21	12/4/2021	April	waiting for bid Evaluation	Re-advert
PANEL OF 6 SERVICE PROVIDER FOR REPAIRS AND MAINTENANCE FOR A PERIOD OF 3 YEARS	PWBS-B012/20/21	12/10/2020	April	Bid Evaluation	Has been advertised twice with no response. LED to engage with local funeral parlours
PANEL OF 10 SERVICE PROVIDER FOR FUNERAL PARLOUR FOR A PERIOD OF 3 YEARS	MM-B013/20/21	5/24/2021	May	Awaiting for closing	
PANEL OF 6 SERVICE PROVIDER FOR (TRAFFIC, FIRE FIGHTERS AND DISASTER UNIFORM) FOR A PERIOD OF 3YEARS	COMM-B014/20/21	4/12/2021	May	Evaluation	to be re-advertised
PANEL OF 6 ENVIRONMENTAL CONSULTANTS TO DEVELOP ENVIRONMENTAL STUDIES FOR DR NKOSAZANA DLAMINI ZUMA LOCAL MUNICIPALITY FOR A PERIOD OF 3 YEARS	PWBS-B015/20/21	23/02/2021	April	adjudication process	referred back to BEC
PANEL OF 6 SERVICE PROVIDER FOR TOWING SERVICES FOR A PERIOD OF 3 YEARS	COMM-B016/20/21	12/10/2020	April	awarded	

SERVICE PROVIDER FOR PROVISION OF ACTUARIAL VALUATION OF LONG SERVICE AWARDS LIABILITY, BULWER AND CREIGHTON LANDFILL SITES AND CLOSURE FOR A PERIOD OF 3 YEARS	BTO-B017/20/21	27/01/2021	April	Intention to award	
SUPPLY AND DELIVERY OF CONCRETE PIPES	PWBS-Q020/20/21	30/09/2020	Awarded	declined	re-evaluated
SUPPLY AND DELIVERY OF SKIP TRUCK	PWBS-B025/20/21	11/11/2020	Awarded	Awarded	Awarded
RENOVATION/MAINTENANCE OF JUNCTION COMMUNITY HALL	PWBS-B026/20/21	28/10/2020	Awarded	Awarded	Awarded
RENOVATION /MAINTENANCE OF MASAMINI COMMUNITY HALL	PWBS-B027/20/21	28/10/2020	Awarded	Awarded	Awarded
PROPOSAL OF GADGET CONTRACT FOR 2 YEARS	CORP-B028/20/21	5/24/2021	April	Awaiting for closing	
SUPPLY AND DELIVERY OF 10 WASTE SKIP BINS HOSTING OF EMAILS AND WEBSITE FOR A PERIOD OF 3 YEARS	PWBS-B029/20/21	11/11/2020	Awarded	Awarded	Awarded
	CORP-B044/20/21	4/12/2021	April	Evaluation process	

HOSTING OF EMAILS FOR A PERIOD OF 3 YEARS CREIGHTON LIBRARY PHASE 2	CORP-B030/20/21 PWBS-B031/20/21	12/4/2021 11/11/2020	April Awarded	revised specification with new bid number Awarded	Awarded
PANEL OF 6 TOWN PLANNING CONSULTANTS TO PROVIDE TOWN PLANNING FOR NDZ LOCAL MUNICIPALITY	PD-B032/20/21	24/11/2020	April	awarded	
UPGRADE OF UNDERBERG TOWN PHASE 1 USING TURNKEY STRATEGY	PWBS-B033/20/21	23/11/2020	Awarded	Awarded	Awarded
UPGRADE OF BULWER TOWN PHASE 1 USING TURNKEY STRATEGY	PWBS-B034/20/21	23/11/2020	Awarded	Awarded	Awarded
UPGRADE OF CREIGHTON TOWN PHASE 1 USING TURNKEY	PWBS-B035/20/21	23/11/2020	Awarded	Awarded	Awarded
SUPPLY AND INSTALLATION OF ANTIVIRUS VOLUME	PWBS-Q027/20/21	12/10/2020	Awarded	Awarded	Awarded
SUPPLY AND INSTALLATION OF CAMERAS	PWBS-Q028/20/21	12/10/2020	February	Cancelled and advertised as a bid	Evaluation
SERVICE PROVIDER TO CONDUCT PUBLIC PARTICIPATION TRAINING	CORP-Q025/20/21	17/03/2021	February	awarded	
RENOVATION/MAINTENANCE OF CREIGHTON COMMUNITY HALL	PWBS-B038/20/21	8/1/2021	April	Awarded	

SUPPLY AND DELIVERY OF FIRE FIGHTING EQUIPMENT	COMM-Q019/20/21	7/12/2020	declined	readvertised	
SERVICE PROVIDER TO CONDUCT DRIVER PUMP OPERATOR TRAINING FOR 4 FIRE FIGHTERS	CORP-Q013/20/21	18/03/2021	April	cancelled	
SUPPLY,DELIVERY AND INSTALLATION OF LIGHTNING CONDUCTORS	COMM-Q029/20/21	7/12/2020	Awarded	Awarded	Awarded
SERVICE PROVIDER TO CONDUCT TRAINING FOR 30 FASHION DESIGNERS IN SEWING	COMM-Q030/20/21	9/12/2020	March	Awarded	Awarded
SERVICE PROVIDER TO CONDUCT TRAINING ON LIVESTOCK ARTIFICIAL INSEMINATION FOR 30 RURAL BASED CATTLE OWNERS	COMM-Q031/20/21	9/12/2020	April	Evaluated by QEC	waiting for review
SERVICE PROVIDER TO CONDUCT TRAINING ON BLOCK MANUFACTURING	COMM-Q032/20/21	9/12/2020	March	Awarded	Awarded
SERVICE PROVIDER TO CONDUCT TRAINING ON BRICK LAYING	COMM-Q033/20/21	9/12/2020	March	Awarded	Awarded
PEACE OFFICER TRAINING	CORP-Q034/20/21	15/04/2021	May	non-responsive	re-advertised 3 times, deviation process is suggested
SUPPLY AND DELIVERY OF PROTECTIVE CLOTHING FOR PUBLIC WORKS STAFF	PWBS-Q035/20/21	15/02/2021	March	Awarded	Awarded
FIRE ARM TRAINING	COMM-B039/20/21	5/4/2021	May	Bid Evaluation	bid evaluation

BRANDED CHAIRS AND TABLES	PWBS-B037/20/21	29/1/2021	May	adjudication process	
CALIBRATION OF SPEED CAMERA MACHINE	COMM-B040/20/21	5/4/2021	May	Bid Evaluation	
CALIBRATION OF ALCOHOL BREATHALYZER	COMM-B041/20/21	16/2/2021	May	Adjudicated	Negotiation
SUPPLY AND DELIVERY OF PROTECTIVE CLOTHING(FIRE KIT)	COMM-Q038/20/21	19/2/2021	May	Evaluated by QEC	waiting for review
PROCUREMENT OF SELF CONTAINED BREATHING APPARATUS	COMM-Q041/20/21	15/04/2021	May	Evaluated by QEC	waiting for review
SCHOOL UNIFORM VOUCHERS	COMM-Q042/20/21	3/3/2021	May	Awarded	
SERVICER PROVIDER TO CONDUCT PSYCHOLOGIST SERVICES	CORP-Q044/20/21	22/2/2021	May	Awarded	
SUPPLY AND DELIVERY OF SEWING MATERIAL SUPPORTING NONDLELA FASHION DESIGNER	COMM-Q045/20/21	22/2/2021	May	awarded	
CONSTRUCTION OF SUKUMA SAKHE	CORP-Q046/20/21	3/3/2021	May	awarded	
SUPPLY AND DELIVERY OF LEATHER WORKS	COMM-Q047/20/21	12/3/2021	June	awarded	
SERVICE PROVIDER TO CONDUCT CHILDREN DAY AND CHILD PROTECTION	COMM-Q048/20/21	24/03/2021	June	awarded	

SUPPLY, DELIVERY AND INSTALL OF DIGITAL AUDIO FOR BULWER	CORP-B061/20/21	4/30/2021	May	Bid evaluation	
SUPPLY AND DELIVERY OF SALON EQUIPMENT	COMM-Q049/20/21	20/04/2021	June	to be awarded	
SUPPLY AND DELIVERY OF BAKERY EQUIPMENT	COMM-Q039/20/21	19/04/2021	June	readvertised	
SERVICE PROVIDER TO DEVELOP VIDEOGRAPHY AND PHOTOGRAPHY(DESTINATION VIDEO & PHOTOS)	COMM-Q022/20/21	15/04/2021	June	cancelled	
	COMM-Q043/20/21	4/15/2021	June	Evaluated by QEC	waiting for review
	CORP-Q040/20/21	4/14/2021	June	to be awarded	
PANEL OF 3 OCCUPATIONAL HEALTH PROFESSIONAL FOR 3 YEARS	CORP-B043/20/21	5/4/2021	June	readvertised	
PROVISION FOR ADVERTISING FOR 3 YEARS	CORP-B045/20/21	12/4/2021	June	Evaluation process	
SERVICE PROVIDER TO CONDUCT BUSINESS SUPPORT FOR GUARD01 AND 04 FOR HOMESTAYS	COMM-B046/20/21	29/03/2021	June	Evaluation process	
	COMM-B047/20/21	26/03/2021	June	adjudication process	
STANDBY GENERATORS	PWBS-B048/20/21	29/03/2021	June	adjudication process	negotiation process
SUPPLY, DELIVERY AND INSTALLATION OF PARKHOME-OFFICE IN CREIGHTON MAIN OFFICES	PWBS-B049/20/21	29/03/2021	June	adjudication process	

REPAIRS AND MAINTENANCE OF BULWER HALL	PWBS-B050/20/21	29/03/2021	June	adjudication process referred back to BEC	
SUPPLY AND DELIVERY OF RIDE ON MOWERS & BRUSH CUTTERS	PWBS-B051/20/21	29/03/2021	June	adjudication process	
REPAIRS AND MAINTENANCE OF MALIYAVUZA HALL	PWBS-B052/20/21	29/03/2021	June	BAC	Onhold
LED CONCRETE SLAB	COMM-B054/20/21	26/03/2021	June	to be adjudicated	
PANEL OF 3 SUPPLY AND DELIVERY DISASTER RELIEF MATERIAL	COMM-B055/20/21	12/4/2021	June	Awaiting for evaluation	
PANEL OF 3 DISASTER EMERGENCY FOOD PARCELS FOR A PERIOD OF 3 YEARS	COMM-B056/20/21	12/4/2021	June	Awaiting for evaluation	
SUPPLY AND DELIVERY OF AGRICULTURAL EQUIPMENT	COMM-B057/20/21	5/14/2021	June	readvertised	
SUPPLY,INSTALL & DELIVERY OF 8 BUS SHELTERS	PWBS-B058/20/21	29/03/2021	June	adjudication process negotiation process	
SUPPLY AND DELIVERY FOR TRAFFIC FIRE FIGHTERS AND DISASTER DEPARTMENT UNIFORM	COMM-B060/20/21	12/04/20/21	June	Evaluation process	
PANEL OF 4 ELECTRICAL SERVICE PROVIDER TO DESIGN AND IMPLEMENT ELECTRIFICATION PROJECTS FOR 3 YEARS IN PHASES USING TURNKEY STRATEGY	PWBS-B001/20/21	26/04/2021	June	readvertised	
SUPPLY SUPPLY AND INSTALLATION OF CAMERA	CORP-B060/20/21	23/04/2021	June	Bid evaluation	
Anti-corruption workshop	MM-Q051/20/21	7/5/2025	May	awaiting for opening	
Service provider to design supply and install zero tolerance to fraud signage board	MM-Q052/20/21	7/5/2025	May	to be awarded	
Construction of Sukuma Sakhe House No:2	COMM-Q053/20/21	7/5/2025	May	to be awarded	

Supply and delivery of soccer kits	COMM-Q054/20/21	7/5/2025	May	Quotation Evaluation	
Supply and delivery of bakkie sakkie and floating pumb	COMM-Q055/20/21	14/4/2021	May	to be awarded	
Supply and delivery of poultry project supporting material	COMM-Q057/20/21	14/4/2021	May	to be awarded	
Supply and servicing of fire equipment for a period of 3years	CORP- B063/20/21	5/24/2021	May	Awaiting for closing	
SUPPLY AND DELIVERY OF STATIONERY FOR A PERIOD OF 3 YEARS	CORP-B064/20/21	5/24/2021	May	Awaiting for closing	
SUPPLY ,INSTALLATION AND MAINTENANCE OF PRINTING /PHOTOCOPY MACHINES FOR A PERIOD 3 YEARS	CORP-B065/20/21	5/24/2021	May	Awaiting for closing	
SUPPLY AND DELIVERY OF FIRE EQUIPMENT FOR FIRE FIGHTERS	COMM-B066/20/21	5/6/2021	May	Awaiting for closing	



Main Street
Creighton, 3263

P.O Box 62

Creighton 3263

Phone: +27 39 833 1038

Fax: +27 39 833 1539/1179

Email: mailbox@ndz.gov.za

A Better Place for All

COMMITMENTS REGISTER FOR THE MONTH END 30/04/2021 (BELOW 30 000)

0000163

DR NKOSAZANA DLAMINI ZUMA LOCAL MUNICIPALITY
COMMITMENTS FOR THE MONTH END 30/04/2021 (BELOW 30 000,00)

Order no.	Supplier	Description	Order amount	Amount excluding VAT	VAT	Total amount
6205	Anvision computers	Professional tool 17 in 1 network repair kit, lan RJ11RJ45 CAT 5e cable tester, computer maintenance device repair zipper storage case.	R1,924,00	R1,673,04	R250,96	R1 924,00
6458	Ayanda mbanga	Advert for medical surveillance of occupational health safety	R3 612,75	R3 141,52	R471,23	R3 612,75
6491	Ayanda mbanga	Advert for agricultural material	R5 024,12	R4 368,80	R655,32	R5 024,12
6468	Ayanda mbanga	Advert for the pannel of 4 electrical service provider to design and implement electrification projects for	R13 979,03	R12 155,68	R1 823,35	R13 979,03
6492	Ayanda mbanga	Public notice for intention to extend contract to be advertised on the newspaper.	R4 558,60	R3 964,00	R594,60	R4 558,60
6457	Ayanda mbanga	Advert for adjustment budget and SDBIP for 2020/2021	9 637,00	R8 380,00	R1 257,00	R9 637,00
6259	Asibabisane occupational health services	Service of medical assessment and give an opinion on the state of health of three municipal employees	R1 200,00	R1 200,00	None	R1 200,00
6331	Bulwer trading	Funeral support for Madibafamily in ward 13	R1 500,00	R1 500,00	None	R1 500,00
6295	DOH investments (pty)ltd	Procurement of piggery feed for mleshi trading in ward 14	R27 700,95	R27 700,95	None	R27 700,95
6509	Dunamis power-multi service	Procurement of laptop bags for Mr L Molefe and Mrs N.N Ngcobo	R1 056,00	R1 056,00	None	R1 056,00
6213	Management integrity evaluation Mazulukweni trading and construction	Verification of qualifications for 62 employees Supply and installation of a single phase induction motor for water pump	R5,456,00	R5 456,00	None	R5 456,00
6510	construction	Procurement of refreshments for the office of the Mayor and the MM	R10 000,00	R10 000,00	None	R10 000,00
6517	Mfuce trading cc	PABX callout for bulwer library	R2 208,00	R2 208,00	None	R2 208,00
7038	Nashua	Procurement of laptop, microsoft office and backpack for Ms T Gamede	R2,070,00	R1,800,00	R270,00	R2070,00
6254	Nashua- early works	Installation of network points at himeville offices	R25 027,45	R21 763,00	R3 24,45	R25 027,45
6344	Powervision technology	Wifi access points at bulwer library	R15 200,00	R15 200,00	None	R15 200,00
6346	Powervision technology	Intallation of network points at bulwer at bulwer library	R18 681,00	R18 681,00	None	R18 681,00
6345	Powervision technology	Procurement of office stationery : 150 storage boxes and 10 staple removers	R25 442,00	R25 442,00	None	R25 442,00
6404	supplies	Procurement of refreshments for corporate services	R10 150,00	R10 150,00	None	R10 150,00
6513	SA Stationery and corporate supplies	Procurement of refreshments for corporate services	R5 455,00	R5 455,00	None	R5 455,00
6504	Versatile office furniture	Procurement of furniture for himeville pound	R9 458,75	R8 225,00	R1 233,75	R9 458,75
			R214 360,20	242 703,03	R6 880,66	R214 360,20

Prepared By:

Ms K Mbhele

**REPORT ON OUTSTANDING INVOICES AND ORDERS
ONCE OFF SERVICES**

ORDER NO.	COMPANY NAME	DESCRIPTION	AMOUNT	ORDER ISSUED DATE	EXPECTED DELIVERY DATE	DEADLINE MET/YES/NO	INVOICE DATE	INVOICED AMOUNT	OUTSTANDING INVOICE AMOUNT	STATUS OF INVOICE
6508	Amaphetshethwa amahle	Procurement of cleaning equipment for pound centers	R3 600,00	12/4/2021	26/04/2021	Yes	Not yet received	28/04/2021	None	Submitted to expenditure
6401	Anvission computers	Procurement of laptop with microsoft office for Ms LM Mhlamvu	R28 726,00	20/04/2021	4/5/2021	Yes	22/04/2021	R28 726,00	None	Submitted to expenditure
6506	Anvission computers	Procurement of laptop and microsoft office for Mr S Jali	R28 726,00	12/4/2021	3/5/2021	Yes	15/04/2021	R28 726,00	None	Submitted to expenditure
6295	DOH Investments (pty)td	Procurement of piggy feed for mieshi trading in ward 14	R27 700,95	19/04/2021	3/5/2021	Yes	Not yet received	None	R27 700,95	Submitted to expenditure
6509	Dunamis power-multi service and Mrs N N Ngcobo	Procurement of laptop bags for Mr L Molefe	R1 056,00	19/04/2021	3/5/2021	Yes	Not yet received	None	R1 056,00	Submitted to expenditure
6405	Hlumie and azie trading	Procurement of hand sanitizer for the municipality	R15 600,00	23/04/2021	3/5/2021	Yes	30/04/2021	R15 600,00	None	Submitted to expenditure
6510	Mazulukweni trading and construction	Supply and installation of a single phase induction motor for water pump	R10 000,00	19/04/2021	7/5/2021	Yes	Not yet received	None	R10 000,00	Submitted to expenditure
6517	MfLuce trading cc	Procurement of refreshments for the office of the Mayor and the MM	R2 208,00	28/04/2021	12/5/2021	Yes	Not yet received	None	R2 208,00	Submitted to expenditure
6502	Mphungashe trading	Catering for people attending IDP /Budget/PMS/SDF 2021/22 roadshow	R1 750,00	9/4/2021	13/04/2021	Yes	26/04/2021	R1 750,00	None	Submitted to expenditure
6254	Nashua-early works	Procurement of laptop, microsoft office and backpack for Ms T Gamede	R25 027,45	1/4/2021	15/04/2021	No	Not yet received	None	R25 027,45	Submitted to expenditure
6513	SA Stationery and corporate supplies	Procurement of refreshments for corporate services	R5 455,00	21/04/2021	3/5/2021	Yes	Not yet received	None	R5 455,00	Submitted to expenditure
6404	SA Stationery and corporate supplies	Procurement of office stationery : 150 storage boxes and 10 staple removers	R10 150,00	21/04/2021	7/5/2021	Yes	Not yet received	None	R10 150,00	Submitted to expenditure
6402	Siphengame construction and projects	Procurement of promotional material for Buiwer CSC	R29 600,00	20/04/2021	7/5/2021	Yes	29/04/2021	R29 600,00	None	Submitted to expenditure
6292	Simadric construction and projects	Procurement of medical PPE for protection services	R26 087,00	31/03/2021	14/04/2021	Yes	28/04/2021	26 087,00	None	Submitted to expenditure
6504	Versatile office furniture	Procurement of furniture for himeville pound	R9 458,75	12/4/2021	3/5/2021	Yes	Not yet received	None	R9 458,75	Submitted to expenditure
6505	Versatile office furniture	Procurement of rickstacker chairs	R1 607,70	12/4/2021	26/04/2021	Yes	28/04/2021	R1 607,70	None	Submitted to expenditure
6507	Zanone trading and projects (pty)td	Procurement of signs and cones for PWBS centres	R6 200,00	12/4/2021	3/5/2021	Yes	28/04/2021	R6 200,00	None	Submitted to expenditure
6478	Zungawothi trading and projects	Procurement of bottled still water for IDP/Budget /PMS SDF 2021-2022	R2 500,00	13/04/2021	27/04/2021	Yes	20/04/2021	R2 500,00	None	Submitted to expenditure
6503	Zembebo construction and projects	Catering for people attending IDP/Budget /PMS/SDF 2021-22 roadshow	R2 000,00	9/4/2021	15/04/2021	Yes	29/04/2021	R2 000,00	None	Submitted to expenditure
6512	2003 Computers	Procurement of Hard drive and USB	R2 493,20	20/04/2021	3/5/2021	Yes	30/04/2021	R2 493,20	None	Submitted to expenditure

Date : 30/04/2021

Prepared by : Miss K Mbhele

signature 

**REPORT ON OUTSTANDING ORDERS AND INVOICES
CONTRACTED SERVICES**

ORDER NO.	COMPANY NAME	DESCRIPTION	ISSUED DATE	INVOICE DATE	INVOICE AMOUNT	OUTSTANDING INVOICE AMOUNT	STATUS OF INVOICE
6477	Ayanda mbanga	Advert for draft budget and tariffs of charges for 2021/2022	8/4/2021	21/04/2021	34 102,93	None	Submitted to expenditure
6476	Ayanda mbanga	Advert for draft 2021/22/IDP/Budget /SDF and SDBIP	8/4/2021	21/04/2021	R14 740,00	None	Submitted to expenditure
6479	Ayanda mbanga	Advert on erratum for PWBS -B002/21/22	15/04/2021	21/04/2021	R1 587,74	None	Submitted to expenditure
6473	Ayanda mbanga	Construction of Dr NDZ Municipality emergency service centre	8/4/2021	21/04/2021	R6 251,40	None	Submitted to expenditure
6470	Ayanda mbanga	Advert for the Supplementary valuation roll on newspapers (2 times)	6/4/2021	21/04/2021	R18 964,42	None	Submitted to expenditure
6475	Ayanda mbanga	Erratum for the electrification projects	8/4/2021	21/04/2021	R4 169,88	None	Submitted to expenditure
6474	Ayanda mbanga	Supply and delivery of PWBS protective clothing	8/4/2021	21/04/2021	R1 833,19	None	Submitted to expenditure
6472	Ayanda mbanga	Advert for the appointment of service provider for the project management of MIG projects	8/4/2021	21/04/2021	R3 796,84	None	Submitted to expenditure
6484	Ayanda mbanga	Advert for renovation of LOT no. 3	22/04/2021	Not yet received	None	R5 515,03	
6483	Ayanda mbanga	Advert for construction of creighton sports centre	22/04/2021	Not yet received	None	R4 349,12	
6481	Ayanda mbanga	Supply and delivery of stationary for a period of 3 years	22/04/2021	27/04/2021	R5 024,12	None	Submitted to expenditure
6482	Ayanda mbanga	Advertisement of calibration of speed camera machine for a period of three years	22/04/2021	27/04/2021	R4 778,66	None	Submitted to expenditure
6471	Ayanda mbanga	Advert for the cameras installation for the NDZ Municipal offices and digital audio recorder installation at bulwer CSC	8/4/2021	Not yet received	None	R5 269,58	
6331	Bulwer trading	Funeral support for Madibafamily in ward 13	15/04/2021	Not yet received	None	R1 500,00	
6320	Lusted and johnson	Petrol for brush cutters to be used at Creighton centre	12/4/2021	12/4/2021	R1 922,00	None	Submitted to expenditure
6319	Lusted and johnson	Petrol for brush cutters to be used at Donnybrook centre	12/4/2021	12/4/2021	R1 925,00	None	Submitted to expenditure
6318	Lusted and johnson	Petrol for brush cutters to be used at Bulwer centre	12/4/2021	12/4/2021	R1 925,00	None	Submitted to expenditure
6317	Lusted and johnson	Petrol for brush cutters to be used at Himeville centre	12/4/2021	12/4/2021	R1 925,00	None	Submitted to expenditure
6316	Lusted and johnson	Petrol for brush cutters to be used at underberg centre	12/4/2021	12/4/2021	R1 925,00	None	Submitted to expenditure
6315	Lusted and johnson	Diesel for back up generator	12/4/2021	12/4/2021	R1 875,00	None	Submitted to expenditure

0000400

6329	Turnimart travel agency	Accommodation for Mr J Sondezi and Mr T Shabalala attending BID adjudication committee meeting in underberg	15/04/2021	20/04/2021	R4 215,00	None	Submitted to expenditure
6325	Turnimart travel agency	Accommodation for Miss A Vanzyl , Ms Zulu , Ms L Mtolo and Ms B Njebe attending public sector audit and risk indaba in DBN on the 19/04/2021	12/4/2021	26/04/2021	R7 010,00	None	Submitted to expenditure
6324	Turnimart travel agency	Accommodation for Mrs NN Vakalisa attending MFMP programme in DBN	12/4/2021	26/05/2021	R5 257,50	None	Submitted to expenditure
6327	Turnimart travel agency	Conference venue for Bid adjudication committee	15/04/2021	27/04/2021	R965,58	None	Submitted to expenditure
6328	Turnimart travel agency	Accommodation for Me KMB Mzimela , Ms M Holiwe and Ms N Nkabane attending Bid adjudication committee meeting in Underberg	15/04/2021	20/04/2021	R6 322,50	None	Submitted to expenditure
6330	Turnimart travel agency	Accommodation for Miss Z Mlata attending Bid adjudication committee meeting in underberg	15/04/2021	20/04/2021	R2 107,50	None	Submitted to expenditure
6333	Turnimart travel agency	Accommodation for Miss A Vanzyl , Ms Zulu , Ms L Mtolo and Ms B Njebe attending public sector audit and risk indaba in DBN on the 21/04/2021	19/04/2021	28/04/2021	R14 020,00	None	Submitted to expenditure
6322	Turnimart travel agency	Shuttle service for Mr T Majola and Mr M Dlamini attending a steam train visit in protoria	12/4/2021	28/04/2021	R2 218,61	None	Submitted to expenditure
6326	Turnimart travel agency	Lunch for employees attending wok and play programme in ixopo	14/04/2021	20/04/2021	R3 586,44	None	Submitted to expenditure
6321	Turnimart travel agency	Accommodation for Mr NM Dlamini and Mr T Majola attending steam training train visit in Pretoria	12/4/2021	20/04/2021	R6 685,63	None	Submitted to expenditure
6332	Turnimart travel agency	Accommodation for Hire of conference venue for Bid specification committee in Underberg	19/04/2021	28/04/2021	R3 810,59	None	Submitted to expenditure
6311	Turnimart travel agency	Accommodation for Mr TM Ngcobo and Mr H Taylor attending a Bid Evaluation committee meeting	7/4/2021	15/04/2021	R6 430,00	None	Submitted to expenditure
6312	Turnimart travel agency	Accommodation for Mrs NP Basi and Mr S Ntshiza attending Bid evaluation committee meeting in underberg	7/4/2021	20/04/2021	R6 430,00	None	Submitted to expenditure
6313	Turnimart travel agency	Hire of conference venue for an IDP roadshow /budget /PMS/SDF 2021/22 for rate payers to be held on the 14/04/2021	4/13/1917	15/04/2021	R6 132,50	None	Submitted to expenditure
6314	Turnimart travel agency	Hire of conference venue for Bid evaluation committee meeting at underberg	7/4/2021	15/04/2021	R5 013,00	None	Submitted to expenditure
6310	Turnimart travel agency	Accommodation for Ms Vanzyl attending risk management information sharring session at Ilembe district municipality	6/4/2021	15/04/2021	R4 792,50	None	Submitted to expenditure
6344	Powervision technology	Installation of network points at himeville offices	22/04/2021	Not yet received	None	R15 200,00	
6346	Powervision technology	Wifi access points at bulwer library	22/04/2021	Not yet received	None	R18 681,00	
6345	Powervision technology	Intallation of network points at bulwer at bulwer library	22/04/2021	Not yet received	None	R25 442,00	

Date : 30/04/2021

Prepared by : 
Miss K Mibhele

0000168



**CONTRACT MANAGEMENT REPORT
(SOFT AND HARD PROJECTS)**

APRIL 2021

1. PURPOSE

The purpose of this report is to comply with section 116 of the Municipal Finance Management Act No. 56 of 2003 (MFMA) and the requirements as promulgated in the Contract Management Framework.

2. STRATEGIC OBJECTIVE

To ensure good governance, financial viability and optimal institutional transformation with capacity to execute its mandate.”

3. BACKGROUND

In terms of section 116 of the MFMA:

(1) A contract or agreement procured through the supply chain management system of a municipality or municipal entity must-

(a) be in writing;

(b) stipulate the terms and conditions of the contract or agreement, which must include provisions providing for-

(i) the termination of the contract or agreement in the case of non- or under-

(ii) dispute resolution mechanisms to settle disputes between the parties;

(iii) a periodic review of the contract or agreement once every three years in the case of a contract or agreement for longer than three years; and

(iv) any other matters that may be prescribed. performance;

(2) The accounting officer of a municipality or municipal entity must-

(a) take all reasonable steps to ensure that a contract or agreement procured through the supply chain management policy of the municipality or municipal entity is properly enforced;

(b) monitor on a monthly basis the performance of the contractor under the contract or agreement;

4. RECOMMENDATIONS

- (1) That, in compliance with, Section 116 of the MFMA and Contract Management Framework the report be submitted to Council Committees.

SOFT PROJECTS CONTRACT MANAGEMENT REPORT APRIL 2021

NAME OF BIDDER	PROJECT/SERVICE	DEPARTMENT	CONTRACT VALUE	PAYMENTS	START DATE	INITIAL END DATE	NEW END DATE	SERVICE PROVIDER PERFORMANCE	COMMENTS
EVALUATION PROPERTY INTELLIGENCE	GENERAL EVALUATION ROLL	BUDGET AND TREASURY OFFICE	R 2 825 225,65	R 2 078 846,75	01/07/2017	30/06/2021		GOOD	
AYANDA MBANGA COMMUNICATIONS	PROVISION OF ADVERTISING SERVICES	CORPORATE SERVICES	It is based on the approved rates as follows: Recruitment R686,36 . Tenders R897,81 and Main body R1 009,67 This includes Sunday time,Issolezwe, withness. East,griguland and Fever.	R 1 919 950,04	01/03/2018	28/02/2021	30/06/2021	GOOD	CONTRACT HAS BEEN EXTENDED FOR FOUR MONTHS WHICH WILL BE ENDING 30 JUNE 2021
KONICA MINOLTA AFRICA	SUPPLY AND DELIVERY OF PRINTERS AND PHOTOCOPYIG MACHINES (RENTAL)	CORPORATE SERVICES	R 1 378 141,67	R 1 301 578,14	11/06/2018	10/06/2021		POOR	THE UNSATISFACTORY PERFORMANCE OF THE PRINTING MACHINES AND NON-COMPLIANCE WITH TURN AROUND TIME OF SERVICE. THE USER DEPARTMENT HAS ENGAGED WITH THE SERVICE PROVIDER SEVERAL TIMES AND THE WORKING LETTER WAS ISSUED AT THE BEGINNING OF MARCH.
KONICA MINOLTA AFRICA	SUPPLY AND DELIVERY OF PRINTERS AND PHOTOCOPYIG MACHINES (USAGE)	CORPORATE SERVICES	BASED ON THE THE APPROVED RATE	R 600 820,89	11/06/2018	10/06/2021		POOR	THE UNSATISFACTORY PERFORMANCE OF THE PRINTING MACHINES AND NON-COMPLIANCE WITH TURN AROUND TIME OF SERVICE. THE USER DEPARTMENT HAS ENGAGED WITH THE SERVICE PROVIDER SEVERAL TIMES AND THE WORKING LETTER WAS ISSUED AT THE BEGINNING OF MARCH.
ENVIROSERVE	REFUSE REMOVAL	PUBLIC WORKS AND BASIC SERVICES	BASED ON APPROVED RATE of R26 545,90	R 1 213 521,44	01/06/2020	31/06/2023		GOOD	
INDWE RISK SERVICES	INSURANCE	OFFICE OF THE MM	BASED ON APPROVED RATE	R 210 869,56	08/08/2016	07/08/2021		AIRF	
NASHUA	TELEPHONE	CORPORATE SERVICES	R 1 017 405,00	R 1 034 655,01	1/08/2018	30/09/2021		FAIR	
POWERVISION	ICT SERVICES	CORPORATE SERVICES	R 3 434 233,00	R 3 383 464,00	08/08/2018	30/03/2021	31/07/2021	GOOD	CONTRACT IS EXTENDED FOR FOUR MONTHS EXPIRING END OF JULY SO THE MUNICIPALITY CAN FINISH UP THE PROCESS OF APPOINTING A NEW SERVICE PROVIDER
GREENDOOR LANDSCOPE	PROVISION OF HORTICULTURAL SERVICES	PUBLIC WORKS AND BASIC SERVICES	R 931 500,00	R 439 785,00	05/12/2019	08/12/2022		GOOD	
MATHUTHA TRADING	SUPPLY AND DELIVERY OF CLEANING MATERIAL	CORPORATE SERVICES	Based on the approved rate of R18 630 inclusive all cleaning material for a quantity of one each.	R 490 595,00	16/03/2020	15/03/2023		GOOD	

00000170

NAME OF BIDDER	PROJECT/SERVICE	DEPARTMENT	CONTRACT VALUE	PAYMENTS	START DATE	INITIAL END DATE	NEW END DATE	SERVICE PROVIDER PERFORMANCE	COMMENTS
SMART SECURE	PROVISION OF SECURITY SERVICES	CORPORATE SERVICES	R 27 501 678,84	R 12 332 880,27	01/02/2020	31/03/2023		FAIR	THE EMPLOYEES OF SMART SEC THEY SOMETIMES COMPLAIN THAT THEY DO NOT GET PAID ON TIME BY THEIR EMPLOYER OF WHICH THAT AFFECTS THE SERVICES TO THE MUNICIPALITY.
WELCONY INVESTMENTS	SUPPLY AND DELIVERY OF REFUSE BAGS	PUBLIC WORKS AND BASIC SERVICES	Based on the approved rate of R13,62 for different colors and sizes of bags	R 384 431,20	17/03/2020	18/03/2023		GOOD	
MC NTSHALINTSHALI	PANEL OF ATTORNEYS	BUDGET AND TREASURY OFFICE	It based on the approved rate of R24 150,00 per hour for all different types of law	R 466 771,39	01/10/2019	30/09/2020		GOOD	
MATHEW FRANCIS	PANEL OF ATTORNEYS	BUDGET AND TREASURY OFFICE	It based on the approved rate of R1 360,00 per hour for all different types of law	R 838 455,45	01/10/2019	30/09/2020		GOOD	
TURNIMART	TRAVEL AGENT	CORPORATE SERVICES	It is based on the approved rate as follows: Year one R1 233,32, Year two R1 318,94 and year three R1 411,97 and that's include accommodation, car hire, airtravel and conference facilities.	R 1 363 592,28	1/02/2020	31/1/2023		GOOD	
FAST MOVING TRADING t/a FMT DATA	VERIFICATION OF INDIGENT LISTING	BTO	R 422 866,50	R -	18/09/2020	17/09/2013		GOOD	
ALISOM ENTERPRISE SERVICES	TECHNOLOGY GADGETS CONTRACT FOR NDZ LM	CORPORATE SERVICES	R3 652,14 PER CONTRACT	R 4 544 436,97	07/02/2019	06/02/2021		GOOD	

CAPITAL PROJECT CONTRACT MANAGEMENT REPORT APRIL 2021

NAME OF BIDDER	PROJECT/SERVICE	DEPARTMENT	CONTRACT VALUE	PAYMENTS	START DATE	INITIAL END DATE	NEW END DATE	SERVICE PROVIDER PERFORMANCE	COMMENTS
KERUSH	CONSTRUCTION OF PLANT HIRE	PWBS	Based on the approved rate	R 3 586 720,00	28/01/2020	27/01/2023		GOOD	
CONAN	CONSTRUCTION OF PLANT HIRE	PWBS	Based on the approved rate	R 2 345 482,50	28/01/2020	27/01/2023		GOOD	
WELCONY	SUPPLY AND DELIVERY OF REGUSE BAG	PWBS	Based on the approved rate	R 384 431,20	23/03/2020	23/03/2023		GOOD	
UKWAZI HOME DEVELOPMEN	CONSTRUCTION OF CENTOCOW TAXI RANK TOILET PHASE 2	PWBS	R 2 669 470,54	R 971 200,01	31/07/2020	28/02/2020	31/05/2021	POOR	There has been several meetings with service provider with regards to his poor performance and the warning letter has been issued to the consultant of the project. The contract has been extended for the 3 months which is expiring end of May 2021.
MAJIKI CONSTRUCTION	CONSTRUCTION OF UNDERBERG TOWN HALL PHASE 1 IN WARD 3	PWBS	R 10 168 150,79	R -	04/12/2020	13/10/2023		NONE	The project has not yet started due to rezoning. The municipality has engaged with consultant surveyor's to prepare necessary documentation for the process of subdivision and rezoning to be advertised for a period of 30 days.
IKHENANI LETHU (PTY) LTD	SERVICE PROVIDER TO PROVIDE HONEY SUCKING SERVICES AND HIGH PRESSURE WATER JETTING SERVICES	PWBS	It is based on the approved rates as follows: Honey sucking service per load starts from R1 800 and high pressure jetting cleaning of lines, Sewer line rate per hour R490,00 and storm water drain rate per hour is R510,00	R 96 660,00	13/10/2020	13/10/2023		GOOD	
MKHOHLWA IT SERVICES t/a MKHOHLWA TRANSPORT AND PLANT HIRE	SERVICE PROVIDERS TO PROVIDE HONEY SUCKING SERVICES AND HIGH PRESSURE WATER JETTING	PWBS	It is based on the approved rates as follows: Honey sucking service per load starts from R1 800 and high pressure jetting cleaning of lines, Sewer line rate per hour R490,00 and storm water drain rate per hour is R510,00	R 34 500,00	13/10/2020	13/10/2023		GOOD	
SHEMUNTU AND SON'S (PTY) LTD	SERVICE PROVIDERS TO PROVIDE HONEY SUCKING SERVICES AND HIGH PRESSURE WATER JETTING	PWBS	It is based on the approved rates as follows: Honey sucking service per load starts from R1 800 and high pressure jetting cleaning of lines, Sewer line rate per hour R490,00 and storm water drain rate per hour is R510,00	R 40 000,00	13/10/2020	13/10/2023		GOOD	

NAME OF BIDDER	PROJECT/SERVICE	DEPARTMENT	CONTRACT VALUE	PAYMENTS	START DATE	INITIAL END DATE	NEW END DATE	SERVICE PROVIDER PERFORMANCE	COMMENTS
B&B TRANSPORT & PLANT HIRE	PANEL OF 5 SERVICE PROVIDERS FOR THE HIRE OF CONSTRUCTION PLANT FOR 36 MONTHS	PWBS	It is based on the approved rates of R39 186,25 for all the following plant and equipment: Grader, TLB, Excavator, Roller, Tipper truck and Water cart per day/ per Km	R 5 784 588,85	14/10/2019	13/10/2022		GOOD	
MAGUBANE PLANT & CONSTRUCTION	PANEL OF 5 SERVICE PROVIDERS FOR THE HIRE OF CONSTRUCTION PLANT FOR 36 MONTHS	PWBS	It is based on the approved rates of R64 779,50 for all the following plant and equipment: Grader, TLB, Excavator, Roller, Tipper truck and Water cart per day/ per Km	R 16 589 425,57	14/10/2019	13/10/2022		GOOD	
AQUA TRANSPORT & PLANT HIRE	PANEL OF 5 SERVICE PROVIDERS FOR THE HIRE OF CONSTRUCTION PLANT FOR 36 MONTHS	PWBS	It is based on the approved rates of R86 521,98 for all the following plant and equipment: Grader, TLB, Excavator, Roller, Tipper truck and Water cart per day/ per Km	R -	14/10/2019	13/10/2022		GOOD	
EKENE INVESTMENTS CC	PANEL OF 5 SERVICE PROVIDERS FOR THE HIRE OF CONSTRUCTION PLANT FOR 36 MONTHS	PWBS	It is based on the approved rates of R39 186,25 for all the following plant and equipment: Grader, TLB, Excavator, Roller, Tipper truck and Water cart per day/ per Km	R -	14/10/2019	13/10/2022		GOOD	
IGODA PROJECTS PTY LTD	DESIGN AND IMPLEMENT ELECTRIFICATION PROJECT	PWBS	R 2 395 250,00	R 2 187 366,45	23/10/2020	31/05/2021	31/07/2021	GOOD	The contract has been extended for a period of 2 months ending at the end of July 2021 due to additional funding from INEP.
SPLENDER ELECTRICAL JV PS NKONYENI ELECTRICAL AND INSTRUMENTATION	DESIGN AND IMPLEMENT ELECTRIFICATION PROJECT	PWBS	R 2 299 953,59	R 2 119 932,07	23/10/2020	31/05/2021	31/07/2021	GOOD	The contract has been extended for a period of 2 months ending at the end of July 2021 due to additional funding from INEP.
SIBANI GROUP JV STOYI CONSULTING	DESIGN, OVERSEE AND IMPLEMENT HIMEVILLE ROADS ASPHALT PHASE 2 USING TURNKEY STRATEGY	PWBS	R 4 500 000,00	R 3 730 478,26	09/12/2020	04/06/2021		GOOD	
SIBANI GROUP JV STOYI CONSULTING	DESIGN, OVERSEE AND IMPLEMENT UNDERBERG ROADS ASPHALT PHASE 3 USING TURNKEY STRATEGY	PWBS	R 6 000 000,00	R 4 525 739,28	09/12/2020	04/06/2021		GOOD	
SIBANI DROUP JV STOYI CONSULTING	DESIGN, OVERSEE AND IMPLEMENT BULWER ASPHALT ROAD PHASE 7 USING TURNKEY STRATEGY	PWBS	R 4 500 000,00	R 3 803 617,90	09/12/2020	04/06/2021		GOOD	

NAME OF BIDDER ENGINEERS (PTY) LTD	PROJECT/SERVICE CONSULTANT FOR ACCESS ROAD MIG PROJECTS	DEPARTMENT PWBS	CONTRACT VALUE R8 245 132,02 (9% of the MIG allocation)	PAYMENTS R 3 416 282,41	START DATE 01/05/2018	INITIAL END DATE 31/04/2021	NEW END DATE 31/10/2021	SERVICE PROVIDER PERFORMANCE GOOD	COMMENTS The contract has been extended for a period of 6 months ending at the end of October 2021.
MASAKHEKULUNGE PROJECT MANAGERS	CONSULTANT FOR SPORTFIELD MIG PROJECTS	PWBS	R10 993 509,36 (12% of the MIG allocation)	R 5 737 886,21	01/05/2018	31/04/2021	31/10/2021	GOOD	The contract has been extended for a period of 6 months ending at the end of October 2021.
MGAMULE CONSULTING ENGINEERS	PROJECT MANAGEMENT FOR HALLS MIG PROJECTS	PWBS	R8 534 782,02 (10% in the first year and 9% in the second & third year of the MIG allocation)	R 2 280 982,44	01/05/2018	31/04/2021	31/10/2021	GOOD	The contract has been extended for a period of 6 months ending at the end of October 2021.
TPA CONSULTING CC JV MAJIKI CONSTRUCTION AND PLANT HIRE	DESIGN, OVERSEE & IMPLEMENT CREIGHTON LIBRARY PHASE 2 USING TURNKEY STRATEGY	PWBS	R 5 799 910,00	R 1 002 691,99	05/02/2021	15/06/2021		GOOD	
MZOMTSHA PROJECT AND COMPUTER SUPPLIERS	RENOVATION/MAINTENANCE OF MAGQUBENI HALL	PWBS	R 199 331,00	R 189 364,45	02/02/2021	30/04/2021		GOOD	The project is practical complete
NDUNA ORGANISATION	RENOVATION/MAINTENANCE OF JUCTION COMMUNITY HALL	PWBS	R 228 558,00	R 211 430,09	05/02/2021	30/04/2021		GOOD	The project is practical complete
NDUNA ORGANISATION	RENOVATION/MAINTENANCE E OF BAZINI HALL	PWBS	R 199 100,00	R 189 145,00	05/02/2021	30/04/2021		GOOD	The project is practical complete
BUHLEBEZWE TRADING	RENOVATION/MAINTENANCE OF NEITHERBY COMMUNITY HALL	PWBS	R 248 174,50	R 143 868,00	05/02/2021	30/04/2021		GOOD	The project is still underway
UMHLABA CONSULTING GROUP	BUILDING PLAN INFORMATION MANAGEMENT SYSTEM	PWBS	R 420 000,00	R 251 999,98	29/12/2020	29/12/2021		GOOD	
TPA CONSULTING CC JV MAJIKI CONSTRUCTION AND PLANT HIRE	DESIGN,OVERSEE AND IMPLEMENT DONNYBROOK ASPHALT ROAD PHASE 3	PWBS	R 4 260 750,00	R 860 558,00	08/03/2021	30/06/2021		GOOD	
SNAKOEZY TRADING	RENOVATION/MAINTENANCE OF MASAMINI COMMUNITY HALL	PWBS	R 317 548,00	R 178 001,00	09/03/2021	09/05/2021		GOOD	The project is still underway

Prepared by: 

Signature: 

Date: 07/05/2021

Reviewed by:

Signature: 

Date: 10/05/2021

REPORT ON FLEET MANAGEMENT FOR MONTH ENDING APRIL 2021

AUTHOR: Chief financial officer
(File Ref :) Finance Department
1st Level Manco
2nd level: FINANCE
3rd level: EXCO
4th level: COUNCIL

1. PURPOSE

To inform the Committees and Council about fleet management of the municipality

2. LEGAL/STATUTORY REQUIREMENTS

Municipal Systems Act 32 of 2000, Municipal Fleet Management Policy & MFMA

3. BACKGROUND AND REASONING

- Fuel consumption constant

4. FINANCIAL IMPLICATIONS:

Refer to annexures

5. Annexure

- A. Tyres information
- B. Excessive repairs information
- C. Cost analysis

6. RISKS

- Vehicle abuse, Accidents, Car theft

0000177

7. MANAGEMENT OF RISKS

- Trip Authorization forms
- Insurance
- Management Reports
- Trackers Reports

8. RECOMMENDATIONS

- That Council and Committees to note this report

ANNEXURE A

TYRES INFORMATION

REGISTRATION NUMBER	VEHICLE MAKE	DESCRIPTION	TOTAL AMOUNT
NIP 2015	S/C ISUZU	NEW TWO TYRES	R5,195.20
NIP 362	FORD RANGER	NEW FOUR TYRES AND RIMS	R12,331.00
NIP 2348	VW CRAFTER	NEW 5 TYRES AND RIMS	R25,074.60
NIP 1421	TOYOTA AVANZA	NEW ONE TYRE	R1,065.84

TOTAL: R43,666.64

ANNEXURE B

REPAIRS INFORMATION

REGISTRATION NUMBER	VEHICLE MAKE	DESCRIPTION	TOTAL AMOUNT
NIP 521	HINO TRUCK	MAJOR SERVICE AND COF	R17,977.24
NIP 2402	UD TRUCK LOWBED	MAJOR SERVICE AND TRAILER REPAIR	R13,881.10
NIP 2348	VW CRAFTER	SERVICE AND COF	R12,105.95

TOTAL: R43,964.29

ANNEXURE
COST ANALYSIS

VEHICLES	MAKE & MODEL	DISTANCE/ KM	FUEL COSTS	FUEL IN LITRES	REPAIRS	SERVICE	TYRES	TOLLGATES	OIL	FEES
NIP 1362	S/C ISUZU	1925	2945.05	185.67	-	-	-	-	-	146.67
NIP 2342	D/C NISSAN	1187	1942.25	119.01	-	-	-	-	-	142.20

PLANNING AND DEVELOPMENT SERVICES

PUBLIC WORKS AND BASIC SERVICES

VEHICLES	MAKE & MODEL	DISTANCE/ KM	FUEL COSTS	FUEL IN LITRES	REPAIRS	SERVICE	TYRES	TOLLGATES	OIL	FEES
NIP 1370	S/C ISUZU	1262	2055.41	127.10	-	-	-	-	-	142.20
NIP 1611	TRACTOR	-	1817.32	115.23	1840.00	92.00	-	-	750.00	160.08
NIP 1659	TLB	485 HRS	9847.40	627.30	-	-	456.85	-	-	173.49
NIP 2015	S/C ISUZU	735	1130.53	69.91	-	-	5195.20	-	-	142.20
NIP 2016	S/C ISUZU	1235	1902.16	117.63	-	-	-	-	-	142.20
NIP 2017	D/C ISUZU	2154	3332.11	206.14	2217.75	-	-	-	-	151.14
NIP 606	TRACTOR	31 HRS	2584.86	162.97	-	-	-	-	-	142.20
NIP 665	S/C TOYOTA	1362	2094.17	129.49	-	-	-	-	-	142.20
NIP 698	S/C ISUZU	2589	3585.00	225.03	2714.30	92.00	-	-	-	169.02
NIP 841	D/C ISUZU	2979	4675.52	293.73	910.49	51.75	-	-	-	164.55
NIP 521	HINO TRUCK	-	-	-	17977.24	-	-	-	-	151.14
NIP 1354	S/C TOYOTA	1014	1748.26	108.11	-	-	-	-	-	142.20
NUD 4824	S/C ISUZU	2388	3474.70	230.04	-	-	-	-	-	155.61
NUD 4825	S/C ISUZU	2854	4255.78	273.82	-	-	-	-	-	155.61
NIP 1802	TRACTOR	5610	4462.07	289.84	-	-	-	-	-	146.67
NIP 1703	REFUSE TRUCK	-	-	-	-	-	-	-	-	133.26
NIP 1721	SDLG GRADER	-	-	-	-	-	-	-	-	133.26
NIP 1809	REFUSE TRUCK	85 HRS	13637.42	843.60	-	-	-	29.00	-	151.14
NIP 2398	UD TRUCK TIPPER	-	-	-	-	-	-	-	-	133.26
NIP 2399	UD TRUCK TIPPER	-	-	-	-	-	-	-	-	133.26
NIP 2400	UD TRUCK WATER TANK	-	-	-	-	-	-	-	-	133.26
NIP 2402	UD TRUCK LOWBED	585	4081.80	268.54	13881.10	4383.44	-	-	-	146.67
NIX 11791	ISUZU TRUCK TIPPER	801	6034.16	391.26	-	-	-	-	-	146.67

00000180

POOL VEHICLES

VEHICLES	MAKE & MODEL	DISTANCE/ KM	FUEL COSTS	FUEL IN LITRES	REPAIRS	SERVICE	TYRES	TOLLGATES	OIL	FEES
NIP 700	CHEV. CORSA	1805	2569.19	155.81	-	-	-	-	-	146.67
NIP 629	JEEP	1032	2674.17	164.92	-	-	-	-	-	142.20
NIP 1604	MERCEDES	-	-	-	-	-	-	-	-	133.26

BUDGET AND TREASURY OFFICE

NIP 1421	TOYOTA AVANZA	2549	3489.93	209.92	-	-	1065.84	-	-	164.55
NIP 2187	S/C ISUZU	1724	2658.28	162.87	-	-	-	52.00	-	164.60
TOTAL		113165KM & 601 HRS	226,574.43		70,881.49	17,077.20	44,799.99	293.00	1,096.00	8,629.32

0000182

REPORT TO COUNCIL FOR WRITE OFF

FINANCIAL SERVICES

AUTHOR: CFO

(File Ref): Financial Services Department

1st Level: MANCO

2nd Level: EXCO

3rd Level: Council

PURPOSE

- The purpose of this report is to present traffic fines tickets to be written off for approval by council.

LEGAL REQUIREMENTS

- In terms of section 63(2)(b) of the Municipal Finance Management Act, No. 56 of 2003, states that, "The accounting officer must for the purposes of subsection (1) take all reasonable steps to ensure that the municipality's assets and liabilities are valued in accordance with standards of generally recognised accounting practice"
- In terms of section 96(1)(a)Municipal Systems Act, No. 32 of 2000, states that, "A municipality must collect all money that is due and payable to it, subject to this Act and any other applicable legislation"
- In terms of paragraph 108.11 of the statutory receivables, Generally Recognised Accepted Practice, states that, "An entity shall measure statutory receivables after initial recognition using the cost method. Under the cost method, the initial measurement of the receivable is changed subsequent to initial recognition to reflect any: a) interest or other charges that may have accrued on the receivable. b) impairment losses c) amounts derecognised."

BACKGROUND AND REASONS

- It is recognised that traffic department does not exist for a revenue generating department and that the issue of traffic fines, while it has a monetary element, is a corrective measure. Furthermore, it is recognized that circumstances may arise which may make the recovery of certain debts impossible, impractical or financially unfeasible, and that such debts may have to be written off in line with GRAP 108,11.
- Based on traffic fine payment patters, it is observed that once two years has pasted from the issuing of the fine, the expected payment grows remote and thus we recommend the write off.
- Outstanding traffic fine issued before 30 June 2019 amount of R313 605,00 remains uncollected after all internal processes to collect have been exhausted

Annexures

- Traffic fines issued before 30 June 2019.

RECOMMENDATION

- It is therefore recommended that Council note and approve write off for the abovementioned traffic fines amounting to R313 605,00.

ANNEXURE : TRAFFIC FINE LISTING

NOTICE NO	NAME	ISSUING DATE	COURT	REG NO	REMARKS	BALANCES
2804	MEMELA P M	2019/03/30	HLANGANANI	CSJ815GP	INPROCESS	1 250,00
2641	MKHIZE B M	2019/06/28	HLANGANANI		IN PROCESS	500,00
1842	ABBASI S	2019/02/08	HLANGANANI	NCW24627	IN PROCESS	1 250,00
1960	ABITH T	2019/06/14	HLANGANANI	NP3803	IN PROCESS	500,00
1502	ALI M	2019/03/13	HIMEVILLE	NPS36982	IN PROCESS	500,00
1955	ALLY Z	2019/06/08	HLANGANANI	NIX6154	IN PROCESS	950,00
1907	BARROW CM	2019/05/13	HIMEVILLE	NUD5145	IN PROCESS	350,00
2363	BEKWA MC	2019/02/28	HLANGANANI	NU40791	IN PROCESS	1 850,00
1560	BEUGGER JW	2019/04/18	HLANGANANI	ND185460	IN PROCESS	1 250,00
2198	BHENGU I	2019/04/12	HIMEVILLE	ND630319	IN PROCESS	1 250,00
2187	BOLOLO T	2019/03/07	IXOPO	NP156513	IN PROCESS	300,00
1843	CEKISO B	2019/02/20	IXOPO	ND531681	IN PROCESS	800,00
1845	CEKISO B	2019/02/20	IXOPO	ND531681	IN PROCESS	800,00
2209	CEKWANE A	2019/03/16	HIMEVILLE	CA948434	IN PROCESS	1 850,00
1544	CELE TA	2019/06/28	HLANGANANI	NU130502	IN PROCESS	1 000,00
1907	CHAGWE M	2019/05/15	HIMEVILLE	NUD2723	IN PROCESS	150,00
2356	CHAMIER CTA	2019/02/08	HLANGANANI	DLJ515 MP	IN PROCESS	700,00
2555	CHAMIER CTA	2019/02/08	HLANGANANI	DLJ515 MP	IN PROCESS	1 000,00
1950	CHETTY S	2019/05/24	HLANGANANI	NPN 98229	IN PROCESS	1 250,00
1909	CHILIZA FA	2019/05/16	IXOPO	ND731549	IN PROCESS	1 250,00
2139	CHIYA L	2019/02/20	HLANGANANI	NIP1899	IN PROCESS	1 600,00
1555	CHIYA N	2019/04/16	IXOPO	CKF760GP	IN PROCESS	1 250,00
2358	CLINTON V	2019/02/18	HIMEVILLE	ND245176	IN PROCESS	1 250,00
1564	COPE AA	2019/04/18	HIMEVILLE	NU8003	IN PROCESS	700,00
1519	DE ABRELL SPR	2019/04/19	HLANGANANI	ZXM243GP	IN PROCESS	1 250,00
2145	DEKELE TL	2019/02/26	IXOPO	NIX5385	IN PROCESS	1 400,00
2161	DELESO M	2019/03/07	IXOPO	NP070082	IN PROCESS	300,00
2223	DLAMINI	2019/05/07	HLANGANANI	NIX367	IN PROCESS	200,00
2142	DLAMINI A	2019/02/24	HLANGANANI	ND792874	IN PROCESS	1 750,00
1536	DLAMINI DS	2019/06/18	IXOPO	NIP258	IN PROCESS	400,00
2144	DLAMINI GZ	2019/02/26	IXOPO	NMZ4666	IN PROCESS	500,00
2167	DLAMINI I	2019/04/18	HIMEVILLE	NIP1877	IN PROCESS	300,00
1795	DLAMINI ID	15/02/2019	HIMEVILLE	NIP1877	IN PROCESS	1 550,00
2135	DLAMINI M	2019/02/19	HIMEVILLE	NP174325	IN PROCESS	1 700,00
1575	DLAMINI M	2019/05/03	HIMEVILLE	NUD4855	IN PROCESS	700,00
2220	DLAMINI M	2019/05/02	HIMEVILLE	NIX11467	IN PROCESS	900,00
1812	DLAMINI M	22/02/2019	IXOPO	NIX9419	IN PROCESS	500,00
2176	DLAMINI M	22/02/2019	IXOPO	NIX9419	IN PROCESS	500,00
2200	DLAMINI MI	2019/04/12	HIMEVILLE	NIP2492	IN PROCESS	1 250,00
2632	DLAMINI N	2019/06/18	IXOPO	NMZ2483	IN PROCESS	200,00

1928	DLAMINI NE	2019/05/16	HLANGANANI	ND371727	IN PROCESS	2 250,00
2147	DLAMINI O	2019/02/26	HLANGANANI	NJ87044	IN PROCESS	1 100,00
1568	DLAMINI OA	2019/04/24	HLANGANANI	NUD5933	IN PROCESS	700,00
2146	DLAMINI OF	2019/02/26	HLANGANANI	NIX1772	IN PROCESS	1 100,00
2158	DLAMINI S	2019/03/01	HLANGANANI	NP152010	IN PROCESS	200,00
1966	DLAMINI S	2019/06/24	IXOPO	NP24338	IN PROCESS	1 250,00
1545	DLAMINI SB	2019/06/28	HLANGANANI	NU130502	IN PROCESS	950,00
2372	DLAMINI ST	2019/03/11	IXOPO	NIP2204	IN PROCESS	200,00
1517	DLAMINI TB	2019/04/18	HLANGANANI	ND371727	IN PROCESS	1 550,00
2191	DLAMINI TC	2019/03/19	HIMEVILLE	ND447270	IN PROCESS	600,00
1566	DLAMINI Z	2019/04/18	NUD 5144	NUD5144	IN PROCESS	1 250,00
2191	DLAMINI ZV	2019/04/12	HIMEVILLE	NIP2492	IN PROCESS	1 250,00
2153	DLANGISA Z	2019/02/28	HLANGANANI	NUD27147	IN PROCESS	300,00
2154	DLUDL A	2019/02/28	HLANGANANI	NUD5202	IN PROCESS	300,00
1794	DUBE NM	12/02/2019	HLANGANANI	NP18750	IN PROCESS	700,00
1851	DUMA M	2019/04/19	HLANGANANI	NUD5850	IN PROCESS	1 550,00
2217	DUMA MB	2019/03/22	HLANGANANI	NIP2205	IN PROCESS	1 250,00
2177	DUMA N	27/02/2019	HIMEVILLE	NIM1567	IN PROCESS	300,00
1570	DUMA VA	2019/04/26	HLANGANANI	NUD4621	IN PROCESS	500,00
1799	DUTYWA T	20/02/2019	IXOPO	NMZ8662	IN PROCESS	1 250,00
1559	DZNIBE SH	2019/04/18	IXOPO	SISD2ZN	IN PROCESS	1 250,00
1864	FERREIRA	2019/04/18	HIMEVILLE	DG56CDGP	IN PROCESS	1 250,00
2204	GAMEDE M	2019/03/01	HIMEVILLE	NUD4755	IN PROCESS	500,00
2222	GANGANY	2019/05/07	HLANGANANI	DC85KLGP	IN PROCESS	100,00
1601	GEIDENHUS S	2019/04/18	HIMEVILLE	NP54368	IN PROCESS	1 250,00
1527	GIDDY AN	2019/05/12	HLANGANANI	NU14377	IN PROCESS	250,00
2188	GRAVETT	2019/04/18	HLANGANANI	NP59892	IN PROCESS	1 250,00
1861	GUSANA Y	2019/04/18	HIMEVILLE	NP70809	IN PROCESS	300,00
1569	HABDARO	2019/04/25	HIMEVILLE	NUD1641	IN PROCESS	1 250,00
2148	HADEBE M	2019/02/28	HLANGANANI	NX27509	IN PROCESS	1 250,00
1968	HANNOND	2019/06/23	HLANGANANI	NP222426	IN PROCESS	1 250,00
1522	HARRIS JB	2019/04/18	HIMEVILLE	ND270078	IN PROCESS	1 250,00
1925	HLENGWA MB	2019/06/07	HLANGANANI	CVV443L	IN PROCESS	600,00
1511	HLONGANE SG	2019/04/15	HIMEVILLE	NUD232	IN PROCESS	300,00
2657	HLONGWA J	2019/06/18	IXOPO	NIX10832	IN PROCESS	1 250,00
2362	HLOPHE S	2019/02/26	HIMEVILLE	NUD396	IN PROCESS	1 100,00
1563	HOOPERS RK	2019/04/18	HIMEVILLE	NU65048	IN PROCESS	700,00
1573	HORNER GC	2019/05/02	HLANGANANI	NX29834	IN PROCESS	700,00
1805	HOWES D	2019/01/20	HIMEVILLE	NUD214	IN PROCESS	1 250,00
1800	JACA ME	21/02/2019	IXOPO	NMZ1709	IN PROCESS	100,00
2219	JACA S	2019/03/31	IXOPO	NIP1197	IN PROCESS	200,00
2275	JAFTA SE	2019/01/04	HIMEVILLE	FS44BBGP	IN PROCESS	300,00
1577	JAGGARD	2019/04/18	HLANGANANI	NU46255	IN PROCESS	700,00

2195	JAMA TJ	2019/04/09	HLANGANANI	NIP1524	IN PROCESS	1 250,00
1507	JILI A	2019/03/28	HIMEVILLE	NP140166	IN PROCESS	1 250,00
2175	JILI N	2019/04/18	HLANGANANI	NIP523	IN PROCESS	700,00
2172	JILI NA	2019/04/19	HLANGANANI	NIP2470	IN PROCESS	300,00
1539	JILI ZN	2019/06/21	HLANGANANI	NIP147	IN PROCESS	1 250,00
2224	JURNER	2019/05/10	HLANGANANI	NIX9605	IN PROCESS	1 000,00
1551	KENDRE WF	2019/04/12	HLANGANANI	NP202695	IN PROCESS	500,00
1973	KHAMBULE MP	2019/06/28	HLANGANANI		IN PROCESS	1 550,00
1571	KHATHI S	2019/04/06	HIMEVILLE	NUD5470	IN PROCESS	200,00
2127	KHESWA EZ	2019/01/23	IXOPO	NIP2352	PAID	100,00
1558	KHESWA ZJ	2019/04/17	IXOPO	HTF775	IN PROCESS	500,00
1967	KHOWANE M	2019/06/23	HLANGANANI	ND673311	IN PROCESS	700,00
2170	KHUMALO BMK	2019/04/19	HLANGANANI	NR12390	IN PROCESS	500,00
1965	KHUMALO K	2019/06/18	IXOPO	NIP628	IN PROCESS	600,00
1503	KHUMALO MAP	2019/03/17	IXOPO	NUD2463	IN PROCESS	300,00
2196	LAKHRAT BP	2019/04/12	HIMEVILLE	NJ81574	IN PROCESS	1 250,00
2205	LANGA M	2019/01/01	HLANGANANI	ND141123	IN PROCESS	1 000,00
1561	LEBITSA LR	2019/04/18	HLANGANANI	J3346	IN PROCESS	900,00
1783	LERUTLA L	2019/01/05	HIMEVILLE	JWX 087 NW	IN PROCESS	1 250,00
2662	LETSHELA TT	2019/06/28	HLANGANANI		IN PROCESS	600,00
2323	LUELA M	2019/01/04	HIMEVILLE	FMH796EC	IN PROCESS	1 250,00
2298	MABHENGU	2019/01/08	HIMEVILLE	FT02KPGP	IN PROCESS	1 250,00
1532	MADIBA VN	2019/06/01	HIMEVILLE	NPS93220	IN PROCESS	300,00
1776	MADINDENI	2019/01/07	HIMEVILLE	HN28TFGP	IN PROCESS	1 250,00
1508	MADLALA C	2019/04/07	HLANGANANI	NP220100	IN PROCESS	1 000,00
1844	MADLALA T	2019/02/18	HLANGANANI	NIP2366	IN PROCESS	1 000,00
2659	MADONDA M	2019/06/18	IXOPO	ND403127	IN PROCESS	1 250,00
2134	MADONDA T	2019/01/19	HLANGANANI	NP145045	IN PROCESS	1 400,00
2655	MADONDO	2019/05/30	HLANGANANI	NIP2220	PAID	250,00
1797	MADUMA B	20/02/2019	IXOPO	NMZ6246	IN PROCESS	1 250,00
1797	MADUMA B	20/02/2019	IXOPO	NMZ6246	IN PROCESS	1 250,00
2232	MAGOSO	2019/03/11	IXOPO	NIP494	IN PROCESS	1 700,00
2232	MAGOSO	2019/03/11	IXOPO	NIP494	IN PROCESS	1 700,00
2297	MAGWALA N	2019/01/07	HIMEVILLE	FS19JLGP	IN PROCESS	500,00
1579	MAHARAJ A	2019/04/18	HLANGANANI	HJ74LB	IN PROCESS	1 250,00
1877	MAJOZI JT	2019/04/25	HIMEVILLE	NUD3283	IN PROCESS	300,00
1867	MAKHAYE	2019/05/10	HLANGANANI	NR10376	IN PROCESS	800,00
1849	MAKHOBABA	2019/02/21	HLANGANANI	CY6322	IN PROCESS	1 250,00
2132	MANAIK B	2019/01/19	HLANGANANI	NIP701	IN PROCESS	700,00
1501	MANCI M	2019/03/13	IXOPO	ND117945	IN PROCESS	1 000,00
1856	MAPENGO EM	2019/04/13	HLANGANANI	NPN43255	IN PROCESS	700,00
1180	MAQWATHI BB	2019/04/28	HIMEVILLE	YTG158GP	IN PROCESS	1 250,00
1906	MARANG M	2019/05/13	HIMEVILLE	DT21RP GP	IN PROCESS	150,00

1624	MARANSAMMY RK	2019/05/02	HLANGANANI	JNV691 MP	IN PROCESS	1 250,00
1971	MARDE SN	2019/06/24	IXOPO	NP15471	IN PROCESS	300,00
1572	MASONDO LE	2019/04/28	HIMEVILLE	NV11347	IN PROCESS	1 250,00
2653	MATHONSI	2019/05/06	IXOPO	HW67RGP	IN PROCESS	200,00
2658	MAY S	2019/06/03	HIMEVILLE	NUD5916	IN PROCESS	1 000,00
2635	MAYEZA BL	2019/06/21	HIMEVILLE	NP121907	IN PROCESS	300,00
2357	MAZEKA AF	2019/02/15	HIMEVILLE	NUD2754	IN PROCESS	300,00
2399	MAZIBUKO	2019/01/08	HLANGANANI	NE 22591	IN PROCESS	2 250,00
1853	MAZIBUKO VJ	2019/03/31	IXOPO	NP58323	IN PROCESS	600,00
2216	MBANJWA MN	2019/03/28	IXOPO	NIX1089	IN PROCESS	200,00
1957	MBANJWA MT	2019/06/07	HIMEVILLE	NIX106675	IN PROCESS	300,00
2160	MBANJWA S	2019/03/07	IXOPO	NMZ1656	IN PROCESS	300,00
2630	MBANJWA S	2019/06/18	IXOPO	NMZ1656	IN PROCESS	2 250,00
1903	MBANJWA SJ	2019/05/10	HLANGANANI	BV53CLGP	PAID	1 000,00
2354	MBANJWA SS	2019/01/29	IXOPO	NMZ1656	IN PROCESS	1 250,00
2131	MBATHA P	2019/01/19	IXOPO	NP213362	IN PROCESS	300,00
2152	MBHEKELWA N	2019/02/27	HLANGANANI	NUD5261	IN PROCESS	300,00
2128	MBHELE S	2019/01/23	IXOPO	ND100638	IN PROCESS	1 000,00
1809	MBOBO DW	2019/01/07	IXOPO	HHS905EC	IN PROCESS	700,00
2367	MCHUNU B	2019/03/01	HLANGANANI	ND855406	IN PROCESS	1 550,00
1509	MCHUNU SS	2019/04/07	HLANGANANI	NP220100	IN PROCESS	1 250,00
1602	MDABE PM	2019/04/18	HIMEVILLE	NUM40031	IN PROCESS	1 250,00
2629	MDEPHA B	2019/06/18	IXOPO	NIX10341	IN PROCESS	600,00
2182	MDLADLA B	2019/03/01	HLANGANANI	NIP810	IN PROCESS	1 250,00
2180	MDLADLA MD	28/02/2019	HLANGANANI	NR2619	IN PROCESS	1 250,00
2181	MDLADLA S	28/02/2019	HLANGANANI	NIP1172	IN PROCESS	1 250,00
1557	MDLUPHANE BP	2019/04/17	IXOPO	NIX5690	IN PROCESS	1 250,00
2352	ME JACA	2019/01/17	IXOPO	NMZ1951	IN PROCESS	2 250,00
2353	ME JACA	2019/01/17	IXOPO	NMZ1951	IN PROCESS	1 000,00
2631	MEMELA A	2019/06/18	IXOPO	NIX3612	IN PROCESS	100,00
2661	MEMELA M	2019/06/19	HLANGANANI	NIP1319	IN PROCESS	800,00
1927	MEMELA MI	2019/05/16	HLANGANANI	NUZ14916	IN PROCESS	1 000,00
2185	MEMELA MP	2019/03/01	HLANGANANI	CSJ815GP	IN PROCESS	300,00
1623	MEYER J	2019/05/02	HIMEVILLE	NX32780	IN PROCESS	700,00
2173	MFEKA TJ	2019/04/19	HLANGANANI	NR30695	IN PROCESS	1 250,00
2186	MITORE	2019/03/07	IXOPO	ND522685	IN PROCESS	900,00
2660	MIYA M	2019/06/18	IXOPO	ND582113	IN PROCESS	1 250,00
1951	MIYA MS	2019/05/16	HIMEVILLE	NMZ4386	IN PROCESS	300,00
1954	MIYANB	2019/06/05	HLANGANANI	NIX2883	IN PROCESS	700,00
1810	MJOKWANA	2019/01/07	HIMEVILLE	999GCIEC	IN PROCESS	300,00
1543	MKHIZE A	2019/06/28	HLANGANANI	NP176977	IN PROCESS	2 250,00
2184	MKHIZE DS	2019/03/01	HLANGANANI	NUZ33066	IN PROCESS	300,00
1970	MKHIZE DS	2019/06/24	IXOPO	ND422244	IN PROCESS	300,00

1605	MKHIZE L	2019/04/18	HIMEVILLE	NR10710	IN PROCESS	1 250,00
1546	MKHULISE SE	2019/06/28	HLANGANANI	NIP2254	IN PROCESS	1 250,00
2321	MKITE M	2019/01/04	HIMEVILLE	HWF823EC	IN PROCESS	1 250,00
1520	MKIZE MC	2019/04/19	HIMEVILLE	JGH71GP	IN PROCESS	300,00
2296	MLILWANA	2019/01/02	HLANGANANI	DJT629	IN PROCESS	1 000,00
1961	MNCWABE ME	2019/06/14	HLANGANANI	NP131332	IN PROCESS	1 750,00
1969	MNCWABE MN	2019/06/23	IXOPO	NMZ6450	IN PROCESS	300,00
1542	MNCWABE SJ	2019/06/28	HLANGANANI	NP209049	IN PROCESS	1 550,00
2168	MNGUNI	2019/04/12	HLANGANANI	ND18433	IN PROCESS	600,00
1576	MNGUNI K	2019/04/18	HLANGANANI	NUD4823	IN PROCESS	700,00
2274	MNGUNI QB	2019/01/04	HLANGANANI	NP120141	IN PROCESS	700,00
1620	MNGUNI ZM	2019/05/02	HIMEVILLE	NUD4806	IN PROCESS	300,00
2199	MNYANDUPP	2019/04/12	HIMEVILLE	NP112338	IN PROCESS	600,00
1934	MOFOKENG TT	2019/06/08	HLANGANANI	NP197268	IN PROCESS	900,00
1578	MOGALE PM	2019/04/18	HLANGANANI	CL49JZ GP	IN PROCESS	1 250,00
2143	MOHLOMU LE	2019/02/14	HIMEVILLE	NP119117	IN PROCESS	1 500,00
2656	MOHOLI	2019/05/31	HLANGANANI	NMZ4512	PAID	600,00
1504	MOHOLI TE	2019/03/20	IXOPO	NMZ4512	PAID	100,00
1798	MOHOLI TE	20/02/2019	IXOPO	NMZ4512	IN PROCESS	700,00
2237	MOLEFE	2019/05/19	HLANGANANI	NIP3220	IN PROCESS	800,00
1929	MONTI ML	2019/05/16	HLANGANANI	HG09XCGP	IN PROCESS	1 700,00
1523	MOODLEY RV	2019/04/18	HIMEVILLE	DF81JCGP	IN PROCESS	1 250,00
1841	MOYO S	2019/02/08	HLANGANANI	NMZ7987	IN PROCESS	1 850,00
1843	MPELA O	2019/02/14	HLANGANANI	NMZ093	IN PROCESS	1 250,00
1562	MPOFU L	2019/04/18	HLANGANANI	NRB67152	IN PROCESS	1 250,00
1505	MSIYA N	2019/03/20	IXOPO	JJS790MP	PAID	1 600,00
1515	MSIYA SW	2019/04/17	IXOPO	NIP2267	IN PROCESS	300,00
1529	MTHALANE FJ	2019/05/21	HIMEVILLE	ND343666	IN PROCESS	1 400,00
2126	MTHALANE PH	2019/01/23	IXOPO	NMZ1020	IN PROCESS	1 700,00
1521	MTHALANE RT	2019/04/18	HIMEVILLE	NR2547	IN PROCESS	1 250,00
1839	MTHEMBU M	2019/02/08	HLANGANANI	NIP2260	IN PROCESS	1 250,00
2192	MTHEMBU T	2019/03/23	HIMEVILLE	BB11TYGP	IN PROCESS	200,00
1530	MTOLO DN	2019/06/01	HIMEVILLE	NUZ7192	IN PROCESS	300,00
2131	MTOLO EK	2019/03/11	IXOPO	NP121311	IN PROCESS	600,00
2131	MTOLO EK	2019/03/11	IXOPO	NP121311	IN PROCESS	600,00
2136	MTOLO LM	2019/02/15	HIMEVILLE	NUD3375	IN PROCESS	2 000,00
2359	MTSHALI NC	2019/02/19	IXOPO	ND444794	IN PROCESS	1 400,00
1866	MURDOCH	2019/05/03	HLANGANANI	ND284137	IN PROCESS	1 850,00
1926	MYENDE S	2019/05/16	HLANGANANI	NIP299	IN PROCESS	1 000,00
1780	MZANA S	2019/01/06	HIMEVILLE	NIP1172	IN PROCESS	1 250,00
1840	MZULWINI S	2019/02/08	HLANGANANI	NPN51784	PAID	250,00
1781	NAPHI K	2019/01/06	HIMEVILLE	JCK567 EC	IN PROCESS	600,00
1553	NCAYIYANA	2019/04/12	HLANGANANI	HF31PBG	IN PROCESS	1 250,00

1921	NCWANE J	2019/06/05	HLANGANANI	NIP1729	IN PROCESS	500,00
1875	NDABA CM	2019/05/12	HIMEVILLE	HSP532MP	IN PROCESS	1 200,00
1975	NDABEZITHA PL	2019/06/28	HLANGANANI		IN PROCESS	300,00
2374	NDLANGALA N	2019/04/12	IXOPO	NIP1090	IN PROCESS	2 700,00
1855	NDLANGISA LR	2019/03/31	IXOPO	NUD686	IN PROCESS	1 250,00
2151	NDLELA M	2019/02/27	HLANGANANI	-2180	IN PROCESS	700,00
2155	NDLELA M	2019/02/28	HLANGANANI	NIP135	IN PROCESS	700,00
2194	NDLOVU	2019/03/24	HLANGANANI	NUD1378	IN PROCESS	1 250,00
2201	NDLOVU M	2019/02/23	HIMEVILLE	NIM1246	IN PROCESS	1 250,00
1547	NDLOVU MP	2019/06/28	HLANGANANI	NP50395	IN PROCESS	850,00
2137	NDLOVU NP	2019/02/18	HLANGANANI	NP178346	IN PROCESS	700,00
2159	NDLOVU S	2019/03/01	HLANGANANI	NONE	IN PROCESS	700,00
1862	NDLOVU SR	2019/04/18	HIMEVILLE	NP145047	IN PROCESS	1 250,00
2636	NDWANDWE M	2019/06/21	HIMEVILLE	NUD2196	IN PROCESS	1 250,00
2178	NDZIMANDE	27/02/2019	HIMEVILLE	NIP 592	IN PROCESS	300,00
1868	NEL L	2019/05/10	HLANGANANI	NMR2798	IN PROCESS	1 500,00
2133	NGCOBO .L	30/01/2019	HLANGANANI	NP207326	IN PROCESS	1 600,00
1524	NGOBESSE M	2019/04/20	HIMEVILLE	DF81JCGP	IN PROCESS	1 250,00
1779	NGQAZINGA	2019/01/04	HIMEVILLE	BN19ZXGP	IN PROCESS	1 250,00
1514	NGUBANE SW	2019/04/16	IXOPO	NUZ36176	IN PROCESS	1 250,00
1782	NGUBANE T	2019/01/06	HIMEVILLE	HD21NVGP	IN PROCESS	1 250,00
1963	NGWANE T	2019/06/14	HLANGANANI	ND627983	IN PROCESS	1 250,00
2222	NODALI B	2019/01/04	HIMEVILLE	CK34VWGP	IN PROCESS	1 250,00
1974	NOMHLALA PD	2019/06/28	HLANGANANI		IN PROCESS	300,00
1811	NONKULA Y	2019/01/07	HIMEVILLE	HVK162EC	IN PROCESS	1 000,00
2300	NQANDU	2019/01/08	HLANGANANI	HTS 0JHGP	IN PROCESS	2 250,00
2140	NSINDANE	2019/02/19	HLANGANANI	NUD4973	IN PROCESS	1 400,00
2166	NTSHIZA N	2019/03/24	HIMEVILLE	NUD408	IN PROCESS	300,00
1901	NTSHIZA NG	2019/05/06	HLANGANANI	NIP1007	IN PROCESS	2 200,00
2202	NTSIMBI S	2019/02/23	HLANGANANI	NCW15557	IN PROCESS	1 250,00
2369	NXELE MN	2019/03/08	HLANGANANI	NIP1899	IN PROCESS	700,00
1922	NYIDE DM	2019/06/06	HIMEVILLE	NUD3142	IN PROCESS	700,00
1778	NYOKA O	2019/01/04	HIMEVILLE	FZ44BFGP	IN PROCESS	1 250,00
1513	NZIMANDE M	2019/04/16	IXOPO	HZK695GP	IN PROCESS	300,00
2130	NZIMANDE M	2019/01/19	IXOPO	NMZ8262	IN PROCESS	1 400,00
2373	NZIMANDE M	2019/03/11	IXOPO	HZK695GP	IN PROCESS	1 800,00
2207	NZIMANDE N	2019/03/09	HLANGANANI	NIP13712	IN PROCESS	1 250,00
1924	PETER L	2019/06/07	HLANGANANI	NP148145	IN PROCESS	1 250,00
1567	PETERS JTC	2019/04/18	HIMEVILLE	ND175253	IN PROCESS	1 250,00
2364	PETERSON MS	2019/03/01	HLANGANANI	NIX8761	IN PROCESS	2 750,00
2365	PETERSON MS	2019/03/01	HLANGANANI	NIX8761	IN PROCESS	2 500,00
1516	PHOSWA BR	2019/04/18	HLANGANANI	NP177637	IN PROCESS	300,00
1931	PHOSWA JS	2019/05/28	HLANGANANI	NR21051	IN PROCESS	2 100,00

1840	PHOSWA L	2019/02/20	HLANGANANI	NP220540	IN PROCESS	2 050,00
1844	PHOSWA L	2019/02/20	HLANGANANI	NP220540	IN PROCESS	2 050,00
1839	PHOSWA Z	2019/02/08	HLANGANANI	NP84857	IN PROCESS	1 850,00
2360	PHUNGULA MA	2019/02/26	IXOPO	NIP431	IN PROCESS	400,00
2162	PHUNGULA S	2019/03/19	HLANGANANI	ND799617	IN PROCESS	425,00
1863	PIPER D	2019/04/18	HIMEVILLE	ND487268	IN PROCESS	200,00
1565	PLESSIS BJ	2019/04/18	HIMEVILLE	UMHLABA GP	IN PROCESS	1 250,00
1871	PR DA COSTA J	2019/05/12	HLANGANANI	NU2112	IN PROCESS	1 500,00
2370	QHELESE L	2019/03/09	HLANGANANI	CP10NDGP	IN PROCESS	600,00
2165	QOLO M	2019/03/23	HIMEVILLE	FNL770EC	IN PROCESS	700,00
1806	RADEBE M	2019/01/07	HIMEVILLE	ND422965	IN PROCESS	700,00
1865	RADEBE MM	2019/04/19	HLANGANANI	SGR635GP	IN PROCESS	1 100,00
1793	RAMSEA K	12/02/2019	HLANGANANI	NR27968	IN PROCESS	1 250,00
2210	RANGARIRA	2019/03/17	IXOPO	B789BLW	IN PROCESS	500,00
1959	RAW J	2019/06/10	HIMEVILLE	NCW28475	IN PROCESS	1 000,00
1622	REDDY P	2019/05/02	HIMEVILLE	NU137825	IN PROCESS	1 250,00
1606	ROBBERTS	2019/04/18	HIMEVILLE	NUR6925	IN PROCESS	700,00
2371	SHANGASE EV	2019/03/09	HIMEVILLE	NUD2793	IN PROCESS	100,00
1518	SHELEMBE MP	2019/04/18	HLANGANANI	NP203695	IN PROCESS	1 250,00
2366	SHELEMBE ZM	2019/03/01	HLANGANANI	NP28636	IN PROCESS	200,00
1914	SHEZI MD	2019/05/22	HIMEVILLE		IN PROCESS	700,00
2218	SHEZI N	2019/03/22	HLANGANANI	NUD3965	IN PROCESS	700,00
2171	SHEZI RN	2019/04/19	HLANGANANI	NIP1993	IN PROCESS	1 250,00
1535	SHOBA DM	2019/06/07	HIMEVILLE	NIX2581	IN PROCESS	600,00
2208	SHOBA M	2019/03/11	HIMEVILLE	NUD2779	IN PROCESS	500,00
1920	SHOBA S	2019/06/05	HLANGANANI	NUD15661	IN PROCESS	500,00
1533	SHOBA SV	2019/06/03	HIMEVILLE	NP17093	IN PROCESS	2 250,00
1534	SHOBA SV	2019/06/03	HIMEVILLE	NP17093	IN PROCESS	800,00
1604	SHOBR J	2019/04/18	HIMEVILLE	BV69FKGP	IN PROCESS	300,00
1862	SIBETHA LP	2019/04/18	HIMEVILLE	NP70809	IN PROCESS	300,00
1777	SIBHOBI M	2019/01/04	HIMEVILLE	HT79DFGP	IN PROCESS	1 250,00
2203	SINGH B	2019/02/27	HLANGANANI	ND766038	IN PROCESS	1 000,00
2324	SISHUBA G	2019/01/11	HIMEVILLE	HL86KS	IN PROCESS	1 250,00
1827	SITHOLE	2019/01/18	HIMEVILLE	NUD5259	IN PROCESS	1 580,00
2652	SITHOLE	2019/05/24	HLANGANANI	NIP701	IN PROCESS	200,00
1574	SITHOLE JE	2019/05/02	HLANGANANI	NH11347	IN PROCESS	300,00
2233	SITHOLE PW	2019/03/12	HLANGANANI	NIP1533	IN PROCESS	1 250,00
2233	SITHOLE PW	2019/03/12	HLANGANANI	NIP1533	IN PROCESS	1 250,00
2141	SITHOLE XP	2019/02/25	HLANGANANI	NP47298	IN PROCESS	700,00
2141	SITHOLE XP	2019/02/25	HLANGANANI	NP47298	IN PROCESS	700,00
1808	SIWELE EV	2019/01/07	HIMEVILLE	NUD4859	IN PROCESS	600,00
2215	SIXOKA T	2019/03/20	HLANGANANI	NPS52138	IN PROCESS	200,00
1870	SMELANE TC	2019/05/10	HLANGANANI	NP120751	IN PROCESS	1 500,00

1619	SMITH BP	2019/05/05	HLANGANANI	FT31LM GP	IN PROCESS	1 250,00
1859	SMITH E	2019/04/18	HLANGANANI	NUD617	IN PROCESS	1 000,00
2634	SOSIBO S	2019/06/21	HIMEVILLE	NUD1943	IN PROCESS	1 250,00
1548	SUFFYAN A	2019/06/29	HLANGANANI	NP142994	IN PROCESS	600,00
1955	TAHAO	2019/06/05	HLANGANANI	NP148531	IN PROCESS	300,00
2174	TARR L	2019/04/19	HLANGANANI	NIP1563	IN PROCESS	1 250,00
1854	TARR MHL	2019/03/31	IXOPO	NIX4512	IN PROCESS	200,00
2179	TAUA RES	27/02/2019	HIMEVILLE	DD91HBGP	IN PROCESS	1 250,00
1962	TENZA M	2019/06/18	IXOPO	ND862365	IN PROCESS	400,00
2206	TENZA T	2019/03/05	HLANGANANI	NIX1449	IN PROCESS	1 250,00
1796	TERRY MO	15/02/2019	HIMEVILLE	NIP309	IN PROCESS	600,00
2164	THELE P	2019/03/23	HIMEVILLE	J0983	IN PROCESS	300,00
2651	THOBELA	2019/05/24	HLANGANANI	NCW202290	IN PROCESS	700,00
2156	TSHEZI M	2019/03/01	HLANGANANI	NP69136	IN PROCESS	300,00
2375	TSHEZI SC	2019/03/12	HLANGANANI	NIP458	IN PROCESS	1 450,00
1537	TSHOBA MN	2019/06/19	HIMEVILLE	NUD4858	IN PROCESS	900,00
2169	VAN WYK O	2019/04/18	HLANGANANI	NUD10791	IN PROCESS	300,00
2190	VERBOOM	2019/03/14	HIMEVILLE	CA807223	IN PROCESS	1 000,00
2654	XABA N	2019/05/29	HLANGANANI	NIP1674	IN PROCESS	1 250,00
1916	XABA PB	2019/05/24	HLANGANANI	NIX1019	IN PROCESS	50,00
1916	XABA PB	2019/05/24	HLANGANANI	NIX1019	IN PROCESS	50,00
18760	XABA S	2019/04/27	HIMEVILLE	NUZ31658	IN PROCESS	300,00
2157	XASIBE S	2019/03/01	HLANGANANI	NIP1937	IN PROCESS	200,00
1852	XIMBA SM	2019/03/30	HIMEVILLE	HP12ZF GP	IN PROCESS	300,00
2213	ZAKANYIKA	2019/03/20	HLANGANANI	BLB007 EC	PAID	250,00
1510	ZILWA A	2019/04/12	HLANGANANI	HZD656MP	IN PROCESS	1 250,00
15154	ZONDI RS	2019/04/19	HIMEVILLE	FRH994EC	IN PROCESS	700,00
2230	ZONDI S	2019/03/10	HIMEVILLE	NUD4633	IN PROCESS	1 900,00
2230	ZONDI S	2019/03/10	HIMEVILLE	NUD4633	IN PROCESS	1 900,00
2183	ZONDI SIM	2019/03/01	HLANGANANI	NP206007	IN PROCESS	300,00
1860	ZONDI WS	2019/04/18	HIMEVILLE	FKC864EC	IN PROCESS	600,00
2214	ZULU L	2019/03/24	HLANGANANI	NIP1547	IN PROCESS	100,00
2361	ZULU MJ	2019/02/07	IXOPO	NIP1617	IN PROCESS	1 350,00
1512	ZULU SS	2019/04/16	IXOPO	NIX11462	IN PROCESS	1 250,00
1956	ZULU SS	2019/06/05	HLANGANANI	NIX5280	IN PROCESS	300,00
1964	ZULURZ	2019/06/18	IXOPO	NIX7268	IN PROCESS	1 250,00
2193	ZUMA L	2019/03/23	HIMEVILLE	NUD2762	IN PROCESS	600,00
2189	ZUNGU Y	2019/03/14	HIMEVILLE	ND292263	IN PROCESS	400,00
1958	ZWENI K	2019/06/07	HIMEVILLE	FNB186EC	IN PROCESS	300,00
TOTAL						313 605,00

REPORT TO COUNCIL FOR ASSET MANAGEMENT – ASSETS DISPOSAL

FINANCIAL SERVICES

AUTHOR: CFO

(File Ref): Financial Services Department

1st Level: MANCO

3rd Level: Portfolio Committee

2nd Level: EXCO

3rd Level: Council

PURPOSE

To request the approval from council for the disposal of capital or transfer of ownership of assets.

LEGAL REQUIREMENTS

Municipal Finance Management Act, No. 56 of 2003

In terms of section 14(2) of the Municipal Finance Management Act, No. 56 of 2003, states that, a municipality may transfer ownership or otherwise dispose of a capital asset other than one contemplated in subsection (1), but only after the municipal council, in a meeting open to the public:

- a) has decided on reasonable grounds that the asset is not needed to provide the minimum level of basic municipal services; and
- b) has considered the fair market value of the asset and the economic and community value to be received in exchange for the asset.

In terms of section 14(5) of the Municipal Finance Management Act, No. 56 of 2003, states that, any transfer of ownership of a capital asset in terms of subsection (2) or (4) must be fair,

equitable, transparent, competitive and consistent with the supply chain management policy which the municipality must have and maintain in terms of section 111.

Standard Of Generally Recognised Accounting Practice (GRAP)

In terms of GRAP 17.78, The carrying amount of an item of property, plant and equipment shall be derecognized on disposal or when no future economic benefits or service potential are expected from its use or disposal.

In terms of GRAP 13.112 An intangible asset shall be derecognised on disposal or when no future economic benefits or service potential are expected from its use or disposal.

Asset Management And Disposal Policy

In terms of paragraph 4.4 of the Asset Management And Disposal Policy, where assets have been identified as under-performing, or no longer functionally suited for basic service-delivery needs, consideration shall be given to the possible alternatives to disposal.

Furthermore; reasonable grounds for determining that a capital asset is not required for the provision of the minimum level of basic municipal services shall include the following:

- The asset was acquired specifically for resale or distribution, e.g. investment property
- The asset is impaired (in respect of which the asset custodian can provide evidence).
- The municipality no longer performs the function for which the asset was purchased,
- It is an immovable asset no longer located close to where the service is required,
- The asset has been replaced.
- The asset no longer performs the required level of service

4.4.1 Asset disposal methods

Assets can be disposed of in the following methods;

- Transfer
- Auctions and Biddings;
- Donations;
- Destruction/Deconstruction; and
- Scrapping

BACKGROUND AND REASONS

Based on an analysis of the fleet management report which stated that "NIP 1604 (Mercedes Benz), NIP 599 (Jeep Grand Cherokee), NIP 629 (Jeep Grand Cherokee) have high maintenance costs. The combined maintenance costs for the three above mentioned vehicles is above R400 000.00 in the 2021 financial year, furthermore the value in service received is below". The current condition of the vehicles indicated that further repairs are required.

SUMMARY OF ASSETS RECOMMENDED FOR DISPOSAL

Classes of assets	No. of asset	Cost	Accumulated Depreciation	Accumulated impairment	Carrying amount
Transportation Assets	3	1 264 739,45	1 105 415,27	-	159 324,16
Total	3	1 264 739,45	1 105 415,27	-	159 324,16

RECOMMENDATION

It is therefore recommended that council notes and approves the disposal of the abovementioned assets in terms of section 14(2) of the Municipal Finance Management Act, No. 56 of 2003.

Annexure – Transportation Assets

Transportation Assets						
Purchase Date	Description	Cost	Accumulated Depreciation	Accumulated impairment	Carrying Amount	Fleet Management Unit Comment
2014/01/29	Jeep Grand Cherokee 3.6L Reg. No. NIP 599	374 995,74	295 333,65	-	79 662,08	Costs significantly higher than benefits
2014/01/29	Jeep Grand Cherokee 3.6L Reg. No. NIP 629	374 995,74	295 333,65	-	79 662,08	Costs significantly higher than benefits
2014/02/28	Mercedes - Benz ML 250 Blue Tec Reg. No. 1INGWE - ZN	514 747,97	514 747,97	-	-	Costs significantly higher than benefits
TOTAL		1 264 739,45	1 105 415,27	-	159 324,16	